



# **BMCRC-MRO Championships 2021**

**Round 5**

**Donington Park National Circuit**

**4<sup>th</sup> / 5<sup>th</sup> September 2021**



**Results Provided by Timing Solutions Ltd**  
[www.tsl-timing.com](http://www.tsl-timing.com)

BMCRC-MRO Championships 2021



**CHILTON MOTORS LTD**  
**MZ CHAMPIONSHIP**



**CHILTON MOTORS 250 MZ &  
INTA MOTORCYCLES / TAYMAR  
MOTORCYCLES BLUE HAZE GPF**

**Donington Park National**

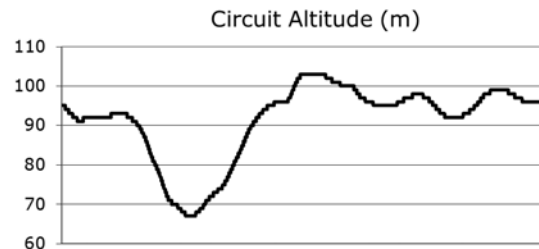
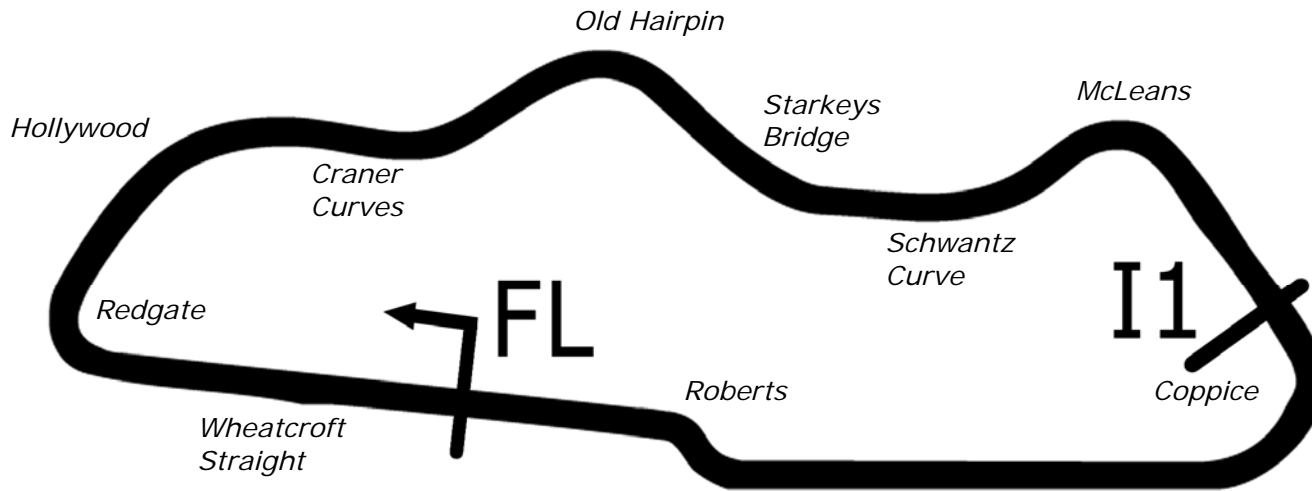
**4<sup>th</sup> / 5<sup>th</sup> September 2021**



**Results Provided by Timing Solutions Ltd**

**[www.tsl-timing.com](http://www.tsl-timing.com)**

# Donington Park National



Length	1.9790 miles	3185.0 m	
FL		52.82971 N	1.37867 W
I1	2096m	52.82978 N	1.36508 W
Pit Entry	3100m	52.82951 N	1.37832 W
Pit Exit	229m after FL	52.82996 N	1.38205 W
Pit Entry–Pit Exit 256m, 18.4s @50kph, 15.3s @60kph			

All results available at [www.tsl-timing.com](http://www.tsl-timing.com)



# BMCRC - MRO Championships 2021 - Rnd 5 @ Donington National

## Chilton Motors 250MZs & Blue Haze GPF

### QUALIFYING - CLASSIFICATION

POS	NO	CL	PIC	NAME	ENTRY	TIME	ON	LAPS	GAP	DIFF	MPH
1	15	GPF	1	<b>Billy PERKINS</b>	Yamaha TZR 250 - Ashford tarmac / Barking mad about	<b>1:22.006</b>	8	9			86.87
2	122	GPF	2	<b>Rik BALLERINI</b>	Suzuki RG570 - SCLS LTD, GECKO RACING, CAMBR	<b>1:22.705</b>	8	9	<b>0.699</b>	0.699	86.14
3	4	GPF	3	<b>James SEATH</b>	Aprilia RS250 - Ovenden Earthmoving	<b>1:23.627</b>	8	8	<b>1.621</b>	0.922	85.19
4	110	GPF	4	<b>Mark HAIGH</b>	Aprilia RS250 - Chesterfield Ceramic coatings/The Tuni	<b>1:24.508</b>	9	9	<b>2.502</b>	0.881	84.30
5	70	GPF	5	<b>Andrew BURSCOUGH</b>	Yamaha YPVS 350 - Apollo/Merlin/Abbey/Martitanium	<b>1:25.429</b>	7	9	<b>3.423</b>	0.921	83.39
6	199	GPF	6	<b>Michael FROST</b>	Yamaha TZR250 -	<b>1:27.947</b>	8	9	<b>5.941</b>	2.518	81.01
7	75		1	<b>Peter WOODALL</b>	MZ ETZ 250 - Online Lubricants	<b>1:27.956</b>	8	9	<b>5.950</b>	0.009	81.00
8	140	GPF	7	<b>Matt ROBERTSON</b>	Suzuki RG350/YAMAGAMMA - MDR racing	<b>1:28.028</b>	3	3	<b>6.022</b>	0.072	80.93
9	67	GPF	8	<b>Mark BAILEY</b>	Yamaha TZR250 -	<b>1:28.168</b>	6	9	<b>6.162</b>	0.140	80.80
10	69		2	<b>Alexander MANN</b>	MZ TS 250 - HS RACING	<b>1:28.628</b>	8	9	<b>6.622</b>	0.460	80.38
11	81		3	<b>Scott GRANT</b>	MZ ETZ 250 - Katie, Mum and Dad	<b>1:28.640</b>	7	8	<b>6.634</b>	0.012	80.37
12	32		4	<b>John ASHMEAD</b>	MZ ETZ 250 -	<b>1:28.752</b>	4	8	<b>6.746</b>	0.112	80.27
13	95		5	<b>Christopher ROGERS</b>	MZ ETZ 250 - CB Racing	<b>1:28.825</b>	9	9	<b>6.819</b>	0.073	80.20
14	85		6	<b>Andrew WALES</b>	MZ ETZ 250 - Illuminated Design LTD	<b>1:29.419</b>	4	9	<b>7.413</b>	0.594	79.67
15	169	GPF	9	<b>Mark ELLERAY</b>	Yamaha TZR250 - Abbot Solutions Ltd	<b>1:29.428</b>	3	4	<b>7.422</b>	0.009	79.66
16	96		7	<b>Chris KENT</b>	MZ ETZ 250 - Powder House Coatings Ltd	<b>1:29.720</b>	5	9	<b>7.714</b>	0.292	79.40
17	142	GPF	10	<b>Martin PEARSON</b>	Yamaha TZR250 - Viking Inspection	<b>1:30.795</b>	8	8	<b>8.789</b>	1.075	78.46
18	22		8	<b>Simon FINCH</b>	MZ ETZ 250 - BlueCloud Projects Ltd	<b>1:31.029</b>	3	8	<b>9.023</b>	0.234	78.26
19	14	GPF	11	<b>Denis HALIL</b>	Yamaha TZR 250 - D & A AUTOS	<b>1:31.299</b>	3	3	<b>9.293</b>	0.270	78.03
20	93		9	<b>Max BARTLE</b>	MZ ETZ 250 - Chilton Motors	<b>1:32.943</b>	8	8	<b>10.937</b>	1.644	76.65
21	99	GPF	12	<b>Paul FIRTH</b>	Yamaha TZR 250 - Joanne Porter	<b>1:33.134</b>	8	8	<b>11.128</b>	0.191	76.49
22	108	R	1	<b>Ian KEEBLE</b>	MZ ETZ 250 -	<b>1:33.313</b>	8	8	<b>11.307</b>	0.179	76.35
23	56		10	<b>Russell TURNER</b>	MZ ETZ 250 - TT Racing	<b>1:34.077</b>	7	8	<b>12.071</b>	0.764	75.73
24	13	R	2	<b>Gordon RYAN</b>	MZ ETZ 250 - Prism Work Psychology	<b>1:34.937</b>	3	3	<b>12.931</b>	0.860	75.04
25	3		11	<b>Max MAUD</b>	MZ ETZ 250 -	<b>1:35.157</b>	8	8	<b>13.151</b>	0.220	74.87
26	46		12	<b>Steve BRIGDEN</b>	MZ ETZ 250 - SLB Consulting Ltd	<b>1:35.313</b>	3	6	<b>13.307</b>	0.156	74.74
27	42	GPF	13	<b>Alan WOOD</b>	Suzuki RGV250 - J.Clubb Aggregates & Concrete	<b>1:35.833</b>	3	6	<b>13.827</b>	0.520	74.34
28	566		13	<b>Michael WILBY</b>	MZ ETZ 250 - Sziler UK	<b>1:36.623</b>	3	8	<b>14.617</b>	0.790	73.73
29	64	GPF	14	<b>Luke SCOFIELD</b>	Aprilia RS125 -	<b>1:37.457</b>	7	8	<b>15.451</b>	0.834	73.10
30	49	R	3	<b>Andy MARKS</b>	MZ ETZ 250 - Kingpin Components	<b>1:38.542</b>	8	8	<b>16.536</b>	1.085	72.30
31	94		14	<b>John HAMILTON</b>	MZ ETZ 250 -	<b>1:39.152</b>	8	8	<b>17.146</b>	0.610	71.85
32	18	R	4	<b>Sam PEARSON</b>	MZ ETZ 250 -	<b>1:42.625</b>	6	7	<b>20.619</b>	3.473	69.42
33	155	GPF	15	<b>Richard LAMBOURNE</b>	Suzuki RG500 - D and A Lambourne			0			

Weather / Track : Cloudy / Dry

These results are provisional until the conclusion of any judicial and technical matters.

Donington Park National

Circuit Length = 1.9790 miles

Start: 09:46 Flag 09:59 End: 10:01

Clerk Of Course :	Stewards :	Timekeeper :
-------------------	------------	--------------

Results can be found at [www.tsl-timing.com](http://www.tsl-timing.com)

Printed - 10:01 Saturday, 04 September 2021



# BMCRC - MRO Championships 2021 - Rnd 5 @ Donington National

## Chilton Motors 250MZs & Blue Haze GPF

### QUALIFYING - SECTOR ANALYSIS



SECTOR 1 = FL to I1, SECTOR 2 = I1 to FL, DIFF = Difference To Personal Best Lap, P = Crossed Finish Line in Pit Lane, D = Time Disallowed

P1 15 GPF		Billy PERKINS		Yamaha TZR 250 - Ashford tarmac / Barking mad about Animals			
IDEAL LAP TIME : 1:22.006		BEST LAP TIME : 1:22.006		DIFFERENCE : 0.000			
LAP	SECTOR 1	SECTOR 2	LAP TIME	MPH	DIFF	TIME OF DAY	
1 -	1:00.256	31.377	1:31.633	77.75	9.627	09:48:51.345	
2 -	57.360	30.333	1:27.693	81.24	5.687	09:50:19.038	
3 -	54.027	29.056	1:23.083	85.75	1.077	09:51:42.121	
4 -	53.457	29.211	1:22.668 (2)	86.18	0.662	09:53:04.789	
5 -	54.325	29.503	1:23.828	84.99	1.822	09:54:28.617	
6 -	55.043	29.205	1:24.248	84.56	2.242	09:55:52.865	
7 -	53.488	29.181	1:22.669 (3)	86.18	0.663	09:57:15.534	
8 -	<b>52.996</b>	<b>29.010</b>	<b>1:22.006 (1)</b>	<b>86.87</b>		<b>09:58:37.540</b>	
9 -	1:04.233	39.192	1:43.425	68.88	21.419	10:00:20.965	

P2 122 GPF		Rik BALLERINI		Suzuki RG570 - SCLS LTD, GECKO RACING, CAMBRIDGE MK			
IDEAL LAP TIME : 1:22.482		BEST LAP TIME : 1:22.705		DIFFERENCE : 0.223			
LAP	SECTOR 1	SECTOR 2	LAP TIME	MPH	DIFF	TIME OF DAY	
1 -	58.535	30.930	1:29.465	79.63	6.760	09:48:46.336	
2 -	56.680	29.814	1:26.494	82.37	3.789	09:50:12.830	
3 -	54.882	28.830	1:23.712 (3)	85.10	1.007	09:51:36.542	
4 -	55.700	29.186	1:24.886	83.93	2.181	09:53:01.428	
5 -	56.470	29.693	1:26.163	82.68	3.458	09:54:27.591	
6 -	56.322	29.248	1:25.570	83.26	2.865	09:55:53.161	
7 -	55.032	29.776	1:24.808	84.00	2.103	09:57:17.969	
8 -	<b>53.939</b>	<b>28.766</b>	<b>1:22.705 (1)</b>	<b>86.14</b>		<b>09:58:40.674</b>	
9 -	54.405	<b>28.543</b>	1:22.948 (2)	85.89	0.243	10:00:03.622	

P3 4 GPF		James SEATH		Aprilia RS250 - Ovenden Earthmoving			
IDEAL LAP TIME : 1:23.570		BEST LAP TIME : 1:23.627		DIFFERENCE : 0.057			
LAP	SECTOR 1	SECTOR 2	LAP TIME	MPH	DIFF	TIME OF DAY	
1 -	OUTLAP	30.195	1:42.817	69.29	19.190	09:50:18.785	
2 -	55.622	29.797	1:25.419	83.40	1.792	09:51:44.204	
3 -	55.258	<b>29.430</b>	1:24.688	84.12	1.061	09:53:08.892	
4 -	56.440	29.646	1:26.086	82.76	2.459	09:54:34.978	
5 -	54.481	29.441	1:23.922 (2)	84.89	0.295	09:55:58.900	
6 -	54.801	29.533	1:24.334	84.48	0.707	09:57:23.234	
7 -	54.447	29.559	1:24.006 (3)	84.81	0.379	09:58:47.240	
8 -	<b>54.140</b>	29.487	<b>1:23.627 (1)</b>	<b>85.19</b>		<b>10:00:10.867</b>	

P4 110 GPF		Mark HAIGH		Aprilia RS250 - Chesterfield Ceramic coatings/The Tuning Work:			
IDEAL LAP TIME : 1:24.091		BEST LAP TIME : 1:24.508		DIFFERENCE : 0.417			
LAP	SECTOR 1	SECTOR 2	LAP TIME	MPH	DIFF	TIME OF DAY	
1 -	1:01.653	31.932	1:33.585	76.13	9.077	09:48:48.141	
2 -	1:01.198	31.305	1:32.503	77.02	7.995	09:50:20.644	
3 -	57.134	29.795	1:26.929	81.95	2.421	09:51:47.573	
4 -	56.777	29.910	1:26.687	82.18	2.179	09:53:14.260	
5 -	56.771	<b>29.505</b>	1:26.276	82.57	1.768	09:54:40.536	
6 -	56.435	30.304	1:26.739	82.13	2.231	09:56:07.275	
7 -	55.198	29.841	1:25.039 (2)	83.78	0.531	09:57:32.314	
8 -	55.318	30.504	1:25.822 (3)	83.01	1.314	09:58:58.136	
9 -	<b>54.586</b>	29.922	<b>1:24.508 (1)</b>	<b>84.30</b>		<b>10:00:22.644</b>	

Weather / Track : Cloudy / Dry

Donington Park National  
Circuit Length = 1.9790 miles  
Start: 09:46 Flag 09:59 End: 10:01

# BMCRC - MRO Championships 2021 - Rnd 5 @ Donington National

## Chilton Motors 250MZs & Blue Haze GPF

### QUALIFYING - SECTOR ANALYSIS



SECTOR 1 = FL to I1, SECTOR 2 = I1 to FL, DIFF = Difference To Personal Best Lap, P = Crossed Finish Line in Pit Lane, D = Time Disallowed

P5 70 GPF		Andrew BURSCOUGH		Yamaha YPVS 350 - Apollo/Merlin/Abbey/Martitanium			
IDEAL LAP TIME : 1:25.000		BEST LAP TIME : 1:25.429		DIFFERENCE : 0.429			
LAP	SECTOR 1	SECTOR 2	LAP TIME	MPH	DIFF	TIME OF DAY	
1 -	1:02.668	31.582	1:34.250	75.59	8.821	09:48:51.881	
2 -	59.605	30.784	1:30.389	78.82	4.960	09:50:22.270	
3 -	56.706	29.844	1:26.550	82.31	1.121	09:51:48.820	
4 -	55.873	<b>29.656</b>	1:25.529 (2)	83.30	0.100	09:53:14.349	
5 -	57.599	30.013	1:27.612	81.32	2.183	09:54:41.961	
6 -	56.086	29.830	1:25.916 (3)	82.92	0.487	09:56:07.877	
7 -	<b>55.344</b>	30.085	<b>1:25.429 (1)</b>	<b>83.39</b>		<b>09:57:33.306</b>	
8 -	57.361	30.239	1:27.600	81.33	2.171	09:59:00.906	
9 -	56.047	30.437	1:26.484	82.38	1.055	10:00:27.390	

P6 199 GPF		Michael FROST		Yamaha TZR250 -			
IDEAL LAP TIME : 1:27.810		BEST LAP TIME : 1:27.947		DIFFERENCE : 0.137			
LAP	SECTOR 1	SECTOR 2	LAP TIME	MPH	DIFF	TIME OF DAY	
1 -	1:02.582	31.764	1:34.346	75.51	6.399	09:48:51.246	
2 -	1:00.410	32.098	1:32.508	77.01	4.561	09:50:23.754	
3 -	1:00.039	32.172	1:32.211	77.26	4.264	09:51:55.965	
4 -	57.658	30.748	1:28.406	80.59	0.459	09:53:24.371	
5 -	58.319	31.096	1:29.415	79.68	1.468	09:54:53.786	
6 -	58.089	<b>30.538</b>	1:28.627	80.38	0.680	09:56:22.413	
7 -	<b>57.272</b>	30.729	1:28.001 (2)	80.96	0.054	09:57:50.414	
8 -	57.287	30.660	<b>1:27.947 (1)</b>	<b>81.01</b>		<b>09:59:18.361</b>	
9 -	57.480	30.850	1:28.330 (3)	80.65	0.383	10:00:46.691	

P7 75		Peter WOODALL		MZ ETZ 250 - Online Lubricants			
IDEAL LAP TIME : 1:27.956		BEST LAP TIME : 1:27.956		DIFFERENCE : 0.000			
LAP	SECTOR 1	SECTOR 2	LAP TIME	MPH	DIFF	TIME OF DAY	
1 -	1:05.021	32.469	1:37.490	73.08	9.534	09:48:59.483	
2 -	59.775	31.889	1:31.664	77.72	3.708	09:50:31.147	
3 -	59.343	31.451	1:30.794	78.47	2.838	09:52:01.941	
4 -	58.322	31.171	1:29.493	79.61	1.537	09:53:31.434	
5 -	59.448	31.406	1:30.854	78.41	2.898	09:55:02.288	
6 -	57.478	30.958	1:28.436 (2)	80.56	0.480	09:56:30.724	
7 -	57.853	31.314	1:29.167 (3)	79.90	1.211	09:57:59.891	
8 -	<b>57.179</b>	<b>30.777</b>	<b>1:27.956 (1)</b>	<b>81.00</b>		<b>09:59:27.847</b>	
9 -	58.155	32.310	1:30.465	78.75	2.509	10:00:58.312	

P8 140 GPF		Matt ROBERTSON		Suzuki RG350/YAMAGAMMA - MDR racing			
IDEAL LAP TIME : 1:28.028		BEST LAP TIME : 1:28.028		DIFFERENCE : 0.000			
LAP	SECTOR 1	SECTOR 2	LAP TIME	MPH	DIFF	TIME OF DAY	
1 -	1:05.706	31.696	1:37.402 (3)	73.14	9.374	09:49:01.604	
2 -	59.053	31.028	1:30.081 (2)	79.09	2.053	09:50:31.685	
3 -	<b>57.767</b>	<b>30.261</b>	<b>1:28.028 (1)</b>	<b>80.93</b>		<b>09:51:59.713</b>	

P9 67 GPF		Mark BAILEY		Yamaha TZR250 -			
IDEAL LAP TIME : 1:28.117		BEST LAP TIME : 1:28.168		DIFFERENCE : 0.051			
LAP	SECTOR 1	SECTOR 2	LAP TIME	MPH	DIFF	TIME OF DAY	
1 -	1:03.291	32.806	1:36.097	74.14	7.929	09:48:52.550	
2 -	1:00.534	33.110	1:33.644	76.08	5.476	09:50:26.194	
3 -	59.501	31.671	1:31.172	78.14	3.004	09:51:57.366	
4 -	58.344	31.058	1:29.402 (3)	79.69	1.234	09:53:26.768	
5 -	58.835	<b>30.833</b>	1:29.668	79.45	1.500	09:54:56.436	
6 -	<b>57.284</b>	30.884	<b>1:28.168 (1)</b>	<b>80.80</b>		<b>09:56:24.604</b>	
7 -	57.480	30.896	1:28.376 (2)	80.61	0.208	09:57:52.980	
8 -	58.371	31.195	1:29.566	79.54	1.398	09:59:22.546	
9 -	58.536	31.309	1:29.845	79.29	1.677	10:00:52.391	

Weather / Track : Cloudy / Dry

Donington Park National  
Circuit Length = 1.9790 miles  
Start: 09:46 Flag 09:59 End: 10:01

# BMCRC - MRO Championships 2021 - Rnd 5 @ Donington National

## Chilton Motors 250MZs & Blue Haze GPF

### QUALIFYING - SECTOR ANALYSIS



SECTOR 1 = FL to I1, SECTOR 2 = I1 to FL, DIFF = Difference To Personal Best Lap, P = Crossed Finish Line in Pit Lane, D = Time Disallowed

P10 69		Alexander MANN		MZ TS 250 - HS RACING			
IDEAL LAP TIME : 1:28.463		BEST LAP TIME : 1:28.628		DIFFERENCE : 0.165			
LAP	SECTOR 1	SECTOR 2	LAP TIME	MPH	DIFF	TIME OF DAY	
1 -	1:00.597	33.148	1:33.745	76.00	5.117	09:48:47.404	
2 -	1:00.810	31.914	1:32.724	76.83	4.096	09:50:20.128	
3 -	57.818	<b>31.017</b>	1:28.835 (3)	80.20	0.207	09:51:48.963	
4 -	57.799	31.319	1:29.118	79.94	0.490	09:53:18.081	
5 -	58.250	31.529	1:29.779	79.35	1.151	09:54:47.860	
6 -	57.981	31.591	1:29.572	79.54	0.944	09:56:17.432	
7 -	57.644	31.174	1:28.818 (2)	80.21	0.190	09:57:46.250	
8 -	<b>57.446</b>	31.182	<b>1:28.628 (1)</b>	<b>80.38</b>		<b>09:59:14.878</b>	
9 -	58.198	31.288	1:29.486	79.61	0.858	10:00:44.364	

P11 81		Scott GRANT		MZ ETZ 250 - Katie, Mum and Dad			
IDEAL LAP TIME : 1:28.419		BEST LAP TIME : 1:28.640		DIFFERENCE : 0.221			
LAP	SECTOR 1	SECTOR 2	LAP TIME	MPH	DIFF	TIME OF DAY	
1 -	1:01.142	31.868	1:33.010	76.60	4.370	09:48:48.723	
2 -	58.997	31.975	1:30.972	78.31	2.332	09:50:19.695	
3 -	57.798	<b>31.006</b>	1:28.804 (2)	80.22	0.164	09:51:48.499	
4 -	58.116	31.660	1:29.776	79.36	1.136	09:53:18.275	
5 -	57.989	31.724	1:29.713	79.41	1.073	09:54:47.988	
6 -	57.677	31.190	1:28.867 (3)	80.17	0.227	09:56:16.855	
7 -	<b>57.413</b>	31.227	<b>1:28.640 (1)</b>	<b>80.37</b>		<b>09:57:45.495</b>	
8 -	58.489	IN PIT	1:34.473 P	75.41	5.833	09:59:19.968	

P12 32		John ASHMEAD		MZ ETZ 250 -			
IDEAL LAP TIME : 1:28.476		BEST LAP TIME : 1:28.752		DIFFERENCE : 0.276			
LAP	SECTOR 1	SECTOR 2	LAP TIME	MPH	DIFF	TIME OF DAY	
1 -	1:00.795	32.500	1:33.295	76.36	4.543	09:48:46.372	
2 -	1:01.446	32.703	1:34.149	75.67	5.397	09:50:20.521	
3 -	58.082	31.394	1:29.476 (2)	79.62	0.724	09:51:49.997	
4 -	<b>57.185</b>	31.567	<b>1:28.752 (1)</b>	<b>80.27</b>		<b>09:53:18.749</b>	
5 -	58.416	31.920	1:30.336	78.86	1.584	09:54:49.085	
6 -	57.645	31.973	1:29.618 (3)	79.50	0.866	09:56:18.703	
7 -	58.315	31.907	1:30.222	78.96	1.470	09:57:48.925	
8 -	59.366	<b>31.291</b>	1:30.657	78.58	1.905	09:59:19.582	

P13 95		Christopher ROGERS		MZ ETZ 250 - CB Racing			
IDEAL LAP TIME : 1:28.825		BEST LAP TIME : 1:28.825		DIFFERENCE : 0.000			
LAP	SECTOR 1	SECTOR 2	LAP TIME	MPH	DIFF	TIME OF DAY	
1 -	1:01.692	31.622	1:33.314	76.35	4.489	09:48:37.334	
2 -	58.621	31.441	1:30.062	79.10	1.237	09:50:07.396	
3 -	58.006	31.373	1:29.379 (3)	79.71	0.554	09:51:36.775	
4 -	58.922	31.555	1:30.477	78.74	1.652	09:53:07.252	
5 -	58.634	31.492	1:30.126	79.05	1.301	09:54:37.378	
6 -	58.638	32.263	1:30.901	78.37	2.076	09:56:08.279	
7 -	58.517	32.254	1:30.771	78.49	1.946	09:57:39.050	
8 -	57.907	31.411	1:29.318 (2)	79.76	0.493	09:59:08.368	
9 -	<b>57.822</b>	<b>31.003</b>	<b>1:28.825 (1)</b>	<b>80.20</b>		<b>10:00:37.193</b>	

Weather / Track : Cloudy / Dry

Donington Park National  
 Circuit Length = 1.9790 miles  
 Start: 09:46 Flag 09:59 End: 10:01

# BMCRC - MRO Championships 2021 - Rnd 5 @ Donington National

## Chilton Motors 250MZs & Blue Haze GPF

### QUALIFYING - SECTOR ANALYSIS



SECTOR 1 = FL to I1, SECTOR 2 = I1 to FL, DIFF = Difference To Personal Best Lap, P = Crossed Finish Line in Pit Lane, D = Time Disallowed

P14 85		Andrew WALES		MZ ETZ 250 - Illuminated Design LTD		
IDEAL LAP TIME : 1:29.170		BEST LAP TIME : 1:29.419		DIFFERENCE : 0.249		
LAP	SECTOR 1	SECTOR 2	LAP TIME	MPH	DIFF	TIME OF DAY
1 -	1:00.688	31.677	1:32.365	77.13	2.946	09:48:35.156
2 -	1:00.429	31.449	1:31.878	77.54	2.459	09:50:07.034
3 -	58.676	31.165	1:29.841	79.30	0.422	09:51:36.875
4 -	58.403	<b>31.016</b>	<b>1:29.419 (1)</b>	<b>79.67</b>		<b>09:53:06.294</b>
5 -	58.397	31.352	1:29.749	79.38	0.330	09:54:36.043
6 -	59.595	32.548	1:32.143	77.32	2.724	09:56:08.186
7 -	58.429	31.317	1:29.746 (3)	79.38	0.327	09:57:37.932
8 -	<b>58.154</b>	31.569	1:29.723 (2)	79.40	0.304	09:59:07.655
9 -	58.718	31.105	1:29.823	79.31	0.404	10:00:37.478

P15 169 GPF		Mark ELLERAY		Yamaha TZR250 - Abbot Solutions Ltd		
IDEAL LAP TIME : 1:29.379		BEST LAP TIME : 1:29.428		DIFFERENCE : 0.049		
LAP	SECTOR 1	SECTOR 2	LAP TIME	MPH	DIFF	TIME OF DAY
1 -	1:00.169	31.580	1:31.749 (3)	77.65	2.321	09:48:35.746
2 -	<b>58.314</b>	31.350	1:29.664 (2)	79.45	0.236	09:50:05.410
3 -	58.363	<b>31.065</b>	<b>1:29.428 (1)</b>	<b>79.66</b>		<b>09:51:34.838</b>
4 -	58.596	IN PIT	1:35.285 P	74.77	5.857	09:53:10.123

P16 96		Chris KENT		MZ ETZ 250 - Powder House Coatings Ltd		
IDEAL LAP TIME : 1:29.616		BEST LAP TIME : 1:29.720		DIFFERENCE : 0.104		
LAP	SECTOR 1	SECTOR 2	LAP TIME	MPH	DIFF	TIME OF DAY
1 -	1:02.417	33.297	1:35.714	74.43	5.994	09:48:41.830
2 -	1:00.395	32.835	1:33.230	76.42	3.510	09:50:15.060
3 -	1:00.293	32.176	1:32.469	77.04	2.749	09:51:47.529
4 -	59.339	31.732	1:31.071	78.23	1.351	09:53:18.600
5 -	58.172	<b>31.548</b>	<b>1:29.720 (1)</b>	<b>79.40</b>		<b>09:54:48.320</b>
6 -	<b>58.068</b>	32.225	1:30.293	78.90	0.573	09:56:18.613
7 -	58.108	32.079	1:30.187 (2)	78.99	0.467	09:57:48.800
8 -	58.484	31.784	1:30.268	78.92	0.548	09:59:19.068
9 -	58.367	31.829	1:30.196 (3)	78.99	0.476	10:00:49.264

P17 142 GPF		Martin PEARSON		Yamaha TZR250 - Viking Inspection		
IDEAL LAP TIME : 1:30.795		BEST LAP TIME : 1:30.795		DIFFERENCE : 0.000		
LAP	SECTOR 1	SECTOR 2	LAP TIME	MPH	DIFF	TIME OF DAY
1 -	1:03.420	32.925	1:36.345	73.94	5.550	09:48:51.466
2 -	1:01.363	32.898	1:34.261	75.58	3.466	09:50:25.727
3 -	1:01.005	31.826	1:32.831	76.74	2.036	09:51:58.558
4 -	1:03.534	31.868	1:35.402	74.68	4.607	09:53:33.960
5 -	1:01.135	31.755	1:32.890	76.69	2.095	09:55:06.850
6 -	59.915	31.955	1:31.870 (2)	77.55	1.075	09:56:38.720
7 -	1:00.400	31.833	1:32.233 (3)	77.24	1.438	09:58:10.953
8 -	<b>59.391</b>	<b>31.404</b>	<b>1:30.795 (1)</b>	<b>78.46</b>		<b>09:59:41.748</b>

P18 22		Simon FINCH		MZ ETZ 250 - BlueCloud Projects Ltd		
IDEAL LAP TIME : 1:31.029		BEST LAP TIME : 1:31.029		DIFFERENCE : 0.000		
LAP	SECTOR 1	SECTOR 2	LAP TIME	MPH	DIFF	TIME OF DAY
1 -	1:02.030	32.657	1:34.687	75.24	3.658	09:48:54.866
2 -	1:00.203	32.322	1:32.525 (3)	77.00	1.496	09:50:27.391
3 -	<b>58.933</b>	<b>32.096</b>	<b>1:31.029 (1)</b>	<b>78.26</b>		<b>09:51:58.420</b>
4 -	59.165	32.972	1:32.137 (2)	77.32	1.108	09:53:30.557
5 -	1:01.148	32.660	1:33.808	75.94	2.779	09:55:04.365
6 -	1:00.600	32.828	1:33.428	76.25	2.399	09:56:37.793
7 -	1:00.657	33.238	1:33.895	75.87	2.866	09:58:11.688
8 -	1:00.048	32.601	1:32.649	76.89	1.620	09:59:44.337

Weather / Track : Cloudy / Dry

Donington Park National  
Circuit Length = 1.9790 miles  
Start: 09:46 Flag 09:59 End: 10:01



# BMCRC - MRO Championships 2021 - Rnd 5 @ Donington National

## Chilton Motors 250MZs & Blue Haze GPF

### QUALIFYING - SECTOR ANALYSIS



SECTOR 1 = FL to I1, SECTOR 2 = I1 to FL, DIFF = Difference To Personal Best Lap, P = Crossed Finish Line in Pit Lane, D = Time Disallowed

P19 14 GPF		Denis HALIL		Yamaha TZR 250 - D & A AUTOS			
IDEAL LAP TIME : 1:31.265		BEST LAP TIME : 1:31.299		DIFFERENCE : 0.034			
LAP	SECTOR 1	SECTOR 2	LAP TIME	MPH	DIFF	TIME OF DAY	
1 -	1:01.547	31.955	1:33.502 (3)	76.19	2.203	09:48:52.377	
2 -	<b>59.532</b>	32.167	1:31.699 (2)	77.69	0.400	09:50:24.076	
3 -	59.566	<b>31.733</b>	<b>1:31.299 (1)</b>	<b>78.03</b>		<b>09:51:55.375</b>	

P20 93		Max BARTLE		MZ ETZ 250 - Chilton Motors			
IDEAL LAP TIME : 1:32.632		BEST LAP TIME : 1:32.943		DIFFERENCE : 0.311			
LAP	SECTOR 1	SECTOR 2	LAP TIME	MPH	DIFF	TIME OF DAY	
1 -	1:04.028	33.791	1:37.819	72.83	4.876	09:48:46.359	
2 -	1:02.890	33.558	1:36.448	73.87	3.505	09:50:22.807	
3 -	1:00.753	33.461	1:34.214	75.62	1.271	09:51:57.021	
4 -	1:00.624	33.027	1:33.651 (3)	76.07	0.708	09:53:30.672	
5 -	1:01.070	33.053	1:34.123	75.69	1.180	09:55:04.795	
6 -	1:00.234	<b>32.901</b>	1:33.135 (2)	76.49	0.192	09:56:37.930	
7 -	1:00.562	33.291	1:33.853	75.91	0.910	09:58:11.783	
8 -	<b>59.731</b>	33.212	<b>1:32.943 (1)</b>	<b>76.65</b>		<b>09:59:44.726</b>	

P21 99 GPF		Paul FIRTH		Yamaha TZR 250 - Joanne Porter			
IDEAL LAP TIME : 1:33.129		BEST LAP TIME : 1:33.134		DIFFERENCE : 0.005			
LAP	SECTOR 1	SECTOR 2	LAP TIME	MPH	DIFF	TIME OF DAY	
1 -	1:04.588	43.368	1:47.956	65.99	14.822	09:49:09.032	
2 -	1:02.565	33.048	1:35.613	74.51	2.479	09:50:44.645	
3 -	1:01.929	32.815	1:34.744	75.19	1.610	09:52:19.389	
4 -	1:02.325	32.514	1:34.839	75.12	1.705	09:53:54.228	
5 -	1:02.037	32.127	1:34.164	75.66	1.030	09:55:28.392	
6 -	<b>1:01.392</b>	32.599	1:33.991 (3)	75.80	0.857	09:57:02.383	
7 -	1:01.848	31.832	1:33.680 (2)	76.05	0.546	09:58:36.063	
8 -	1:01.397	<b>31.737</b>	<b>1:33.134 (1)</b>	<b>76.49</b>		<b>10:00:09.197</b>	

P22 108 R		Ian KEEBLE		MZ ETZ 250 -			
IDEAL LAP TIME : 1:33.313		BEST LAP TIME : 1:33.313		DIFFERENCE : 0.000			
LAP	SECTOR 1	SECTOR 2	LAP TIME	MPH	DIFF	TIME OF DAY	
1 -	1:06.422	33.874	1:40.296	71.03	6.983	09:48:47.031	
2 -	1:03.610	33.255	1:36.865	73.55	3.552	09:50:23.896	
3 -	1:01.607	32.784	1:34.391 (3)	75.48	1.078	09:51:58.287	
4 -	1:02.788	32.610	1:35.398	74.68	2.085	09:53:33.685	
5 -	1:02.531	33.481	1:36.012	74.20	2.699	09:55:09.697	
6 -	1:01.268	33.230	1:34.498	75.39	1.185	09:56:44.195	
7 -	1:01.238	33.094	1:34.332 (2)	75.52	1.019	09:58:18.527	
8 -	<b>1:00.902</b>	<b>32.411</b>	<b>1:33.313 (1)</b>	<b>76.35</b>		<b>09:59:51.840</b>	

P23 56		Russell TURNER		MZ ETZ 250 - TT Racing			
IDEAL LAP TIME : 1:33.838		BEST LAP TIME : 1:34.077		DIFFERENCE : 0.239			
LAP	SECTOR 1	SECTOR 2	LAP TIME	MPH	DIFF	TIME OF DAY	
1 -	1:05.022	32.883	1:37.905	72.77	3.828	09:48:49.400	
2 -	1:01.745	34.486	1:36.231	74.03	2.154	09:50:25.631	
3 -	1:01.515	32.785	1:34.300 (3)	75.55	0.223	09:51:59.931	
4 -	1:01.844	32.889	1:34.733	75.20	0.656	09:53:34.664	
5 -	1:01.858	<b>32.769</b>	1:34.627	75.29	0.550	09:55:09.291	
6 -	1:01.329	33.312	1:34.641	75.28	0.564	09:56:43.932	
7 -	1:01.202	32.875	<b>1:34.077 (1)</b>	<b>75.73</b>		<b>09:58:18.009</b>	
8 -	<b>1:01.069</b>	33.133	1:34.202 (2)	75.63	0.125	09:59:52.211	

Weather / Track : Cloudy / Dry

Donington Park National  
Circuit Length = 1.9790 miles  
Start: 09:46 Flag 09:59 End: 10:01

# BMCRC - MRO Championships 2021 - Rnd 5 @ Donington National

## Chilton Motors 250MZs & Blue Haze GPF

### QUALIFYING - SECTOR ANALYSIS



SECTOR 1 = FL to I1, SECTOR 2 = I1 to FL, DIFF = Difference To Personal Best Lap, P = Crossed Finish Line in Pit Lane, D = Time Disallowed

P24		13 R		Gordon RYAN		MZ ETZ 250 - Prism Work Psychology	
IDEAL LAP TIME : 1:34.937		BEST LAP TIME : 1:34.937		DIFFERENCE : 0.000			
LAP	SECTOR 1	SECTOR 2	LAP TIME	MPH	DIFF	TIME OF DAY	
1 -	1:04.862	33.824	1:38.686 (3)	72.19	3.749	09:48:45.804	
2 -	1:03.107	33.207	1:36.314 (2)	73.97	1.377	09:50:22.118	
3 -	<b>1:01.736</b>	<b>33.201</b>	<b>1:34.937 (1)</b>	<b>75.04</b>		<b>09:51:57.055</b>	

P25		3		Max MAUD		MZ ETZ 250 -	
IDEAL LAP TIME : 1:34.879		BEST LAP TIME : 1:35.157		DIFFERENCE : 0.278			
LAP	SECTOR 1	SECTOR 2	LAP TIME	MPH	DIFF	TIME OF DAY	
1 -	1:05.724	34.499	1:40.223	71.08	5.066	09:48:57.768	
2 -	1:02.352	33.846	1:36.198	74.06	1.041	09:50:33.966	
3 -	1:01.676	<b>33.514</b>	1:35.190 (2)	74.84	0.033	09:52:09.156	
4 -	1:02.582	33.694	1:36.276	74.00	1.119	09:53:45.432	
5 -	1:02.262	33.585	1:35.847	74.33	0.690	09:55:21.279	
6 -	1:01.861	33.568	1:35.429	74.65	0.272	09:56:56.708	
7 -	1:01.468	33.791	1:35.259 (3)	74.79	0.102	09:58:31.967	
8 -	<b>1:01.365</b>	33.792	<b>1:35.157 (1)</b>	<b>74.87</b>		<b>10:00:07.124</b>	

P26		46		Steve BRIGDEN		MZ ETZ 250 - SLB Consulting Ltd	
IDEAL LAP TIME : 1:35.107		BEST LAP TIME : 1:35.313		DIFFERENCE : 0.206			
LAP	SECTOR 1	SECTOR 2	LAP TIME	MPH	DIFF	TIME OF DAY	
1 -	1:05.134	34.376	1:39.510	71.59	4.197	09:48:48.336	
2 -	1:02.778	34.877	1:37.655	72.95	2.342	09:50:25.991	
3 -	1:02.461	<b>32.852</b>	<b>1:35.313 (1)</b>	<b>74.74</b>		<b>09:52:01.304</b>	
4 -	<b>1:02.255</b>	33.533	1:35.788 (2)	74.37	0.475	09:53:37.092	
5 -	1:03.261	33.455	1:36.716	73.66	1.403	09:55:13.808	
6 -	1:02.474	33.373	1:35.847 (3)	74.33	0.534	09:56:49.655	

P27		42 GPF		Alan WOOD		Suzuki RGV250 - J.Clubb Aggregates & Concrete	
IDEAL LAP TIME : 1:34.494		BEST LAP TIME : 1:35.833		DIFFERENCE : 1.339			
LAP	SECTOR 1	SECTOR 2	LAP TIME	MPH	DIFF	TIME OF DAY	
1 -	1:04.828	33.806	1:38.634 (3)	72.23	2.801	09:48:55.744	
2 -	1:02.277	34.330	1:36.607 (2)	73.74	0.774	09:50:32.351	
3 -	<b>1:02.070</b>	33.763	<b>1:35.833 (1)</b>	<b>74.34</b>		<b>09:52:08.184</b>	
4 -	1:02.192	IN PIT	1:44.567 P	68.13	8.734	09:53:52.751	
5 -	OUTLAP	<b>32.424</b>	3:25.570	34.65	1:49.737	09:57:18.321	
6 -	1:05.535	IN PIT	1:44.333 P	68.28	8.500	09:59:02.654	

P28		566		Michael WILBY		MZ ETZ 250 - Sziler UK	
IDEAL LAP TIME : 1:36.545		BEST LAP TIME : 1:36.623		DIFFERENCE : 0.078			
LAP	SECTOR 1	SECTOR 2	LAP TIME	MPH	DIFF	TIME OF DAY	
1 -	1:05.899	33.952	1:39.851	71.35	3.228	09:48:54.067	
2 -	1:02.908	34.258	1:37.166 (2)	73.32	0.543	09:50:31.233	
3 -	<b>1:02.684</b>	33.939	<b>1:36.623 (1)</b>	<b>73.73</b>		<b>09:52:07.856</b>	
4 -	1:04.212	33.993	1:38.205	72.54	1.582	09:53:46.061	
5 -	1:03.218	34.088	1:37.306	73.21	0.683	09:55:23.367	
6 -	1:03.377	<b>33.861</b>	1:37.238 (3)	73.27	0.615	09:57:00.605	
7 -	1:03.058	34.194	1:37.252	73.25	0.629	09:58:37.857	
8 -	1:04.443	34.311	1:38.754	72.14	2.131	10:00:16.611	

Weather / Track : Cloudy / Dry

Donington Park National  
Circuit Length = 1.9790 miles  
Start: 09:46 Flag 09:59 End: 10:01

# BMCRC - MRO Championships 2021 - Rnd 5 @ Donington National

## Chilton Motors 250MZs & Blue Haze GPF

### QUALIFYING - SECTOR ANALYSIS



SECTOR 1 = FL to I1, SECTOR 2 = I1 to FL, DIFF = Difference To Personal Best Lap, P = Crossed Finish Line in Pit Lane, D = Time Disallowed

P29 64 GPF Luke SCOFIELD			Aprilia RS125 -			
IDEAL LAP TIME : 1:37.033		BEST LAP TIME : 1:37.457		DIFFERENCE : 0.424		
LAP	SECTOR 1	SECTOR 2	LAP TIME	MPH	DIFF	TIME OF DAY
1 -	1:10.376	36.453	1:46.829	66.69	9.372	09:49:12.727
2 -	1:05.033	35.671	1:40.704	70.74	3.247	09:50:53.431
3 -	1:05.405	35.107	1:40.512	70.88	3.055	09:52:33.943
4 -	1:06.146	34.911	1:41.057	70.50	3.600	09:54:15.000
5 -	1:05.105	35.146	1:40.251	71.06	2.794	09:55:55.251
6 -	1:04.297	34.583	1:38.880 (3)	72.05	1.423	09:57:34.131
7 -	<b>1:03.104</b>	34.353	<b>1:37.457 (1)</b>	<b>73.10</b>		<b>09:59:11.588</b>
8 -	1:03.840	<b>33.929</b>	1:37.769 (2)	72.87	0.312	10:00:49.357

P30 49 R Andy MARKS			MZ ETZ 250 - Kingpin Components			
IDEAL LAP TIME : 1:37.876		BEST LAP TIME : 1:38.542		DIFFERENCE : 0.666		
LAP	SECTOR 1	SECTOR 2	LAP TIME	MPH	DIFF	TIME OF DAY
1 -	1:10.337	37.527	1:47.864	66.05	9.322	09:48:57.889
2 -	1:05.756	36.575	1:42.331	69.62	3.789	09:50:40.220
3 -	1:06.547	37.230	1:43.777	68.65	5.235	09:52:23.997
4 -	1:06.793	35.478	1:42.271	69.66	3.729	09:54:06.268
5 -	1:05.815	35.078	1:40.893	70.61	2.351	09:55:47.161
6 -	1:04.505	35.707	1:40.212 (3)	71.09	1.670	09:57:27.373
7 -	1:04.100	<b>34.743</b>	1:38.843 (2)	72.08	0.301	09:59:06.216
8 -	<b>1:03.133</b>	35.409	<b>1:38.542 (1)</b>	<b>72.30</b>		<b>10:00:44.758</b>

P31 94 John HAMILTON			MZ ETZ 250 -			
IDEAL LAP TIME : 1:39.043		BEST LAP TIME : 1:39.152		DIFFERENCE : 0.109		
LAP	SECTOR 1	SECTOR 2	LAP TIME	MPH	DIFF	TIME OF DAY
1 -	1:09.248	35.869	1:45.117	67.77	5.965	09:49:04.718
2 -	1:07.462	35.782	1:43.244	69.00	4.092	09:50:47.962
3 -	1:06.735	35.424	1:42.159	69.74	3.007	09:52:30.121
4 -	1:08.728	36.138	1:44.866	67.94	5.714	09:54:14.987
5 -	1:05.905	35.025	1:40.930	70.58	1.778	09:55:55.917
6 -	1:04.329	35.259	1:39.588 (2)	71.54	0.436	09:57:35.505
7 -	<b>1:04.231</b>	35.475	1:39.706 (3)	71.45	0.554	09:59:15.211
8 -	1:04.340	<b>34.812</b>	<b>1:39.152 (1)</b>	<b>71.85</b>		<b>10:00:54.363</b>

P32 18 R Sam PEARSON			MZ ETZ 250 -			
IDEAL LAP TIME : 1:42.113		BEST LAP TIME : 1:42.625		DIFFERENCE : 0.512		
LAP	SECTOR 1	SECTOR 2	LAP TIME	MPH	DIFF	TIME OF DAY
1 -	1:12.761	38.432	1:51.193	64.07	8.568	09:49:14.686
2 -	1:09.526	37.470	1:46.996	66.58	4.371	09:51:01.682
3 -	1:10.535	36.998	1:47.533	66.25	4.908	09:52:49.215
4 -	1:09.336	36.559	1:45.895	67.28	3.270	09:54:35.110
5 -	1:07.547	36.755	1:44.302 (3)	68.30	1.677	09:56:19.412
6 -	<b>1:05.978</b>	36.647	<b>1:42.625 (1)</b>	<b>69.42</b>		<b>09:58:02.037</b>
7 -	1:07.902	<b>36.135</b>	1:44.037 (2)	68.48	1.412	09:59:46.074

Weather / Track : Cloudy / Dry

Donington Park National  
Circuit Length = 1.9790 miles  
Start: 09:46 Flag 09:59 End: 10:01

# BMCRC - MRO Championships 2021 - Rnd 5 @ Donington National

## Chilton Motors 250MZs & Blue Haze GPF

### QUALIFYING - BEST SECTORS

SECTOR 1			SECTOR 2			IDEAL / BEST COMPARISON						
POS	NO	NAME	TIME	NO	NAME	TIME	POS	NO	NAME	IDEAL	BEST	DIFF
									<b>PERFECT LAP</b>	<b>1:21.539</b>		
1	15	PERKINS	<b>52.996</b>	122	BALLERINI	<b>28.543</b>	1	15	PERKINS	1:22.006	1:22.006	<b>0.000</b>
2	122	BALLERINI	<b>53.939</b>	15	PERKINS	<b>29.010</b>	2	122	BALLERINI	1:22.482	1:22.705	<b>0.223</b>
3	4	SEATH	<b>54.140</b>	4	SEATH	<b>29.430</b>	3	4	SEATH	1:23.570	1:23.627	<b>0.057</b>
4	110	HAIGH	<b>54.586</b>	110	HAIGH	<b>29.505</b>	4	110	HAIGH	1:24.091	1:24.508	<b>0.417</b>
5	70	BURSCOUGH	<b>55.344</b>	70	BURSCOUGH	<b>29.656</b>	5	70	BURSCOUGH	1:25.000	1:25.429	<b>0.429</b>
6	75	WOODALL	<b>57.179</b>	140	ROBERTSON	<b>30.261</b>	6	199	FROST	1:27.810	1:27.947	<b>0.137</b>
7	32	ASHMEAD	<b>57.185</b>	199	FROST	<b>30.538</b>	7	75	WOODALL	1:27.956	1:27.956	<b>0.000</b>
8	199	FROST	<b>57.272</b>	75	WOODALL	<b>30.777</b>	8	140	ROBERTSON	1:28.028	1:28.028	<b>0.000</b>
9	67	BAILEY	<b>57.284</b>	67	BAILEY	<b>30.833</b>	9	67	BAILEY	1:28.117	1:28.168	<b>0.051</b>
10	81	GRANT	<b>57.413</b>	95	ROGERS	<b>31.003</b>	10	81	GRANT	1:28.419	1:28.640	<b>0.221</b>
11	69	MANN	<b>57.446</b>	81	GRANT	<b>31.006</b>	11	69	MANN	1:28.463	1:28.628	<b>0.165</b>
12	140	ROBERTSON	<b>57.767</b>	85	WALES	<b>31.016</b>	12	32	ASHMEAD	1:28.476	1:28.752	<b>0.276</b>
13	95	ROGERS	<b>57.822</b>	69	MANN	<b>31.017</b>	13	95	ROGERS	1:28.825	1:28.825	<b>0.000</b>
14	96	KENT	<b>58.068</b>	169	ELLERAY	<b>31.065</b>	14	85	WALES	1:29.170	1:29.419	<b>0.249</b>
15	85	WALES	<b>58.154</b>	32	ASHMEAD	<b>31.291</b>	15	169	ELLERAY	1:29.379	1:29.428	<b>0.049</b>
16	169	ELLERAY	<b>58.314</b>	142	PEARSON	<b>31.404</b>	16	96	KENT	1:29.616	1:29.720	<b>0.104</b>
17	22	FINCH	<b>58.933</b>	96	KENT	<b>31.548</b>	17	142	PEARSON	1:30.795	1:30.795	<b>0.000</b>
18	142	PEARSON	<b>59.391</b>	14	HALIL	<b>31.733</b>	18	22	FINCH	1:31.029	1:31.029	<b>0.000</b>
19	14	HALIL	<b>59.532</b>	99	FIRTH	<b>31.737</b>	19	14	HALIL	1:31.265	1:31.299	<b>0.034</b>
20	93	BARTLE	<b>59.731</b>	22	FINCH	<b>32.096</b>	20	93	BARTLE	1:32.632	1:32.943	<b>0.311</b>
21	108	KEEBLE	<b>1:00.902</b>	108	KEEBLE	<b>32.411</b>	21	99	FIRTH	1:33.129	1:33.134	<b>0.005</b>
22	56	TURNER	<b>1:01.069</b>	42	WOOD	<b>32.424</b>	22	108	KEEBLE	1:33.313	1:33.313	<b>0.000</b>
23	3	MAUD	<b>1:01.365</b>	56	TURNER	<b>32.769</b>	23	56	TURNER	1:33.838	1:34.077	<b>0.239</b>
24	99	FIRTH	<b>1:01.392</b>	46	BRIGDEN	<b>32.852</b>	24	42	WOOD	1:34.494	1:35.833	<b>1.339</b>
25	13	RYAN	<b>1:01.736</b>	93	BARTLE	<b>32.901</b>	25	3	MAUD	1:34.879	1:35.157	<b>0.278</b>
26	42	WOOD	<b>1:02.070</b>	13	RYAN	<b>33.201</b>	26	13	RYAN	1:34.937	1:34.937	<b>0.000</b>
27	46	BRIGDEN	<b>1:02.255</b>	3	MAUD	<b>33.514</b>	27	46	BRIGDEN	1:35.107	1:35.313	<b>0.206</b>
28	566	WILBY	<b>1:02.684</b>	566	WILBY	<b>33.861</b>	28	566	WILBY	1:36.545	1:36.623	<b>0.078</b>
29	64	SCOFIELD	<b>1:03.104</b>	64	SCOFIELD	<b>33.929</b>	29	64	SCOFIELD	1:37.033	1:37.457	<b>0.424</b>
30	49	MARKS	<b>1:03.133</b>	49	MARKS	<b>34.743</b>	30	49	MARKS	1:37.876	1:38.542	<b>0.666</b>
31	94	HAMILTON	<b>1:04.231</b>	94	HAMILTON	<b>34.812</b>	31	94	HAMILTON	1:39.043	1:39.152	<b>0.109</b>
32	18	PEARSON	<b>1:05.978</b>	18	PEARSON	<b>36.135</b>	32	18	PEARSON	1:42.113	1:42.625	<b>0.512</b>

33

# BMCRC - MRO Championships 2021 - Rnd 5 @ Donington National

## Chilton Motors 250MZs & Blue Haze GPF

### QUALIFYING - STATISTICS

<b>Competitors Started</b>	33
<b>Planned Start</b>	2021-09-04 @ 09:51:00.000
<b>Actual Start</b>	2021-09-04 @ 09:46:27.518
<b>Finish Time</b>	2021-09-04 @ 09:59:30.039
<b>Track Length</b>	1.9790mi.
<b>Total Laps</b>	243
<b>Total Distance Covered</b>	480.9133mi.

### Session Fastest Lap History

NO	CL	NAME	LAP TIME	TIME OF DAY	LAP	VEHICLE
<b>85</b>		<b>Andrew WALES</b>	<b>1:32.365</b>	09:48:35.178	1	MZ ETZ 250
<b>169</b>	GPF	<b>Mark ELLERAY</b>	<b>1:31.749</b>	09:48:35.762	1	Yamaha TZR250
<b>122</b>	GPF	<b>Rik BALLERINI</b>	<b>1:29.465</b>	09:48:46.387	1	Suzuki RG570
<b>122</b>	GPF	<b>Rik BALLERINI</b>	<b>1:26.494</b>	09:50:12.836	2	Suzuki RG570
<b>122</b>	GPF	<b>Rik BALLERINI</b>	<b>1:23.712</b>	09:51:36.548	3	Suzuki RG570
<b>15</b>	GPF	<b>Billy PERKINS</b>	<b>1:23.083</b>	09:51:42.124	3	Yamaha TZR 250
<b>15</b>	GPF	<b>Billy PERKINS</b>	<b>1:22.668</b>	09:53:04.792	4	Yamaha TZR 250
<b>15</b>	GPF	<b>Billy PERKINS</b>	<b>1:22.006</b>	09:58:37.543	8	Yamaha TZR 250

### Flag History

TYPE	TIME OF DAY
GREEN	09:46:27.518
FINISH	09:59:30.039

### Flag Statistics

TYPE	COUNT	TOTAL LAPS	TOTAL TIME
Green	1	9	14:38.510
Red	0	0	0.000
Safety Car	0	0	0.000
FCY	0	0	0.000

# BMCRC - MRO Championships 2021 - Rnd 5 @ Donington National

Chilton Motors 250MZs & Blue Haze GPF

## QUALIFYING - STATISTICS

CLASS :

14 Starters

### Fastest Lap History

NO	NAME	LAP TIME	TIME OF DAY	LAP	VEHICLE
85	Andrew WALES	1:32.365	09:48:35.178	1	MZ ETZ 250
85	Andrew WALES	1:31.878	09:50:07.057	2	MZ ETZ 250
95	Christopher ROGERS	1:30.062	09:50:07.418	2	MZ ETZ 250
95	Christopher ROGERS	1:29.379	09:51:36.795	3	MZ ETZ 250
81	Scott GRANT	1:28.804	09:51:48.515	3	MZ ETZ 250
32	John ASHMEAD	1:28.752	09:53:18.769	4	MZ ETZ 250
75	Peter WOODALL	1:28.436	09:56:30.724	6	MZ ETZ 250
75	Peter WOODALL	1:27.956	09:59:27.847	8	MZ ETZ 250

Weather / Track : Cloudy / Dry

Results can be found at [www.tsl-timing.com](http://www.tsl-timing.com)

Page 2 of 4

Donington Park National  
Circuit Length = 1.9790 miles  
Start: 09:46 Flag 09:59 End: 10:01

Printed - 10:01 Saturday, 04 September 2021

# BMCRC - MRO Championships 2021 - Rnd 5 @ Donington National

Chilton Motors 250MZs & Blue Haze GPF

## QUALIFYING - STATISTICS

CLASS : R

4 Starters

### Fastest Lap History

NO	NAME	LAP TIME	TIME OF DAY	LAP	VEHICLE
13	Gordon RYAN	<b>1:38.686</b>	09:48:45.828	1	MZ ETZ 250
13	Gordon RYAN	<b>1:36.314</b>	09:50:22.143	2	MZ ETZ 250
13	Gordon RYAN	<b>1:34.937</b>	09:51:57.055	3	MZ ETZ 250
108	Ian KEEBLE	<b>1:34.391</b>	09:51:58.310	3	MZ ETZ 250
108	Ian KEEBLE	<b>1:34.332</b>	09:58:18.552	7	MZ ETZ 250
108	Ian KEEBLE	<b>1:33.313</b>	09:59:51.865	8	MZ ETZ 250

Weather / Track : Cloudy / Dry

Results can be found at [www.tsl-timing.com](http://www.tsl-timing.com)

Page 3 of 4

Donington Park National  
Circuit Length = 1.9790 miles  
Start: 09:46 Flag 09:59 End: 10:01

Printed - 10:01 Saturday, 04 September 2021

# BMCRC - MRO Championships 2021 - Rnd 5 @ Donington National

Chilton Motors 250MZs & Blue Haze GPF

## QUALIFYING - STATISTICS

CLASS : GPF

15 Starters

### Fastest Lap History

NO	NAME	LAP TIME	TIME OF DAY	LAP	VEHICLE
169	Mark ELLERAY	1:31.749	09:48:35.762	1	Yamaha TZR250
122	Rik BALLERINI	1:29.465	09:48:46.387	1	Suzuki RG570
122	Rik BALLERINI	1:26.494	09:50:12.836	2	Suzuki RG570
122	Rik BALLERINI	1:23.712	09:51:36.548	3	Suzuki RG570
15	Billy PERKINS	1:23.083	09:51:42.124	3	Yamaha TZR 250
15	Billy PERKINS	1:22.668	09:53:04.792	4	Yamaha TZR 250
15	Billy PERKINS	1:22.006	09:58:37.543	8	Yamaha TZR 250



# BMCRC - MRO Championships 2021 - Rnd 5 @ Donington National

## Chilton Motors 250MZs & Blue Haze GPF

### RACE 4 - GRID (7 Laps)



CONTRACTORS LTD

ROW 12	36	155	Richard LAMBOURNE	1:37.457	35	64	Luke SCOFIELD	1:35.833	34	42	Alan WOOD
ROW 11				1:33.134	33	99	Paul FIRTH	1:31.299			
					32	14	Denis HALIL	1:30.795	31	142	Martin PEARSON
ROW 10				1:29.428	30	169	Mark ELLERAY	1:28.168	29	67	Mark BAILEY
								1:28.028	28	140	Matt ROBERTSON
ROW 9				1:27.947	27	199	Michael FROST	1:25.429			
					26	70	Andrew BURSCOUGH	1:24.508	25	110	Mark HAIGH
ROW 8				1:23.627	24	4	James SEATH	1:22.705	23	122	Rik BALLERINI
								1:22.006	22	15	Billy PERKINS
ROW 7					21				20		
									19		
ROW 6				1:42.625	18	18	Sam PEARSON	1:39.152	17	94	John HAMILTON
								1:38.542	16	49	Andy MARKS
ROW 5				1:36.623	15	566	Michael WILBY	1:35.313			
								1:35.157	14	46	Steve BRIGDEN
									13	3	Max MAUD
ROW 4				1:34.937	12	13	Gordon RYAN	1:34.077	11	56	Russell TURNER
								1:33.313	10	108	Ian KEEBLE
ROW 3				1:32.943	9	93	Max BARTLE	1:31.029			
								1:29.720	8	22	Simon FINCH
									7	96	Chris KENT
ROW 2				1:29.419	6	85	Andrew WALES	1:28.825	5	95	Christopher ROGERS
								1:28.752	4	32	John ASHMEAD
ROW 1				1:28.640	3	81	Scott GRANT	1:28.628	2	69	Alexander MANN
								1:27.956	1	75	Peter WOODALL
											<b>Pole</b>

These results are provisional until the conclusion of any judicial and technical matters.

Donington Park National  
Circuit Length = 1.9790 miles

Clerk Of Course :	Stewards :	Timekeeper :
-------------------	------------	--------------

Results can be found at [www.tsl-timing.com](http://www.tsl-timing.com)

Printed - 10:03 Saturday, 04 September 2021



# BMCRC - MRO Championships 2021 - Rnd 5 @ Donington National

## Chilton Motors 250MZs & Blue Haze GPF

### RACE 4 - CLASSIFICATION

POS	NO	CL	PIC NAME	ENTRY	LAPS	TIME	GAP	DIFF	MPH	BEST	ON
1	75		1 Peter WOODALL	MZ ETZ 250 - Online Lubricants	7	10:22.548			79.89	1:27.863	6
2	95		2 Christopher ROGERS	MZ ETZ 250 - CB Racing	7	10:22.568	0.020	0.020	79.88	1:27.810	7
3	85		3 Andrew WALES	MZ ETZ 250 - Illuminated Design LTD	7	10:23.278	0.730	0.710	79.79	1:27.633	7
4	81		4 Scott GRANT	MZ ETZ 250 - Katie, Mum and Dad	7	10:23.982	1.434	0.704	79.70	1:28.057	7
5	69		5 Alexander MANN	MZ TS 250 - HS RACING	7	10:24.122	1.574	0.140	79.68	1:28.376	7
6	15	GPF	1 Billy PERKINS	Yamaha TZR 250 - Ashford tarmac / Barking mad ab	7	10:28.547	5.999	4.425	79.12	1:21.696	2
7	32		6 John ASHMEAD	MZ ETZ 250 -	7	10:29.578	7.030	1.031	78.99	1:28.452	3
8	96		7 Chris KENT	MZ ETZ 250 - Powder House Coatings Ltd	7	10:29.682	7.134	0.104	78.98	1:28.065	3
9	4	GPF	2 James SEATH	Aprilia RS250 - Ovenden Earthmoving	7	10:39.400	16.852	9.718	77.78	1:22.531	2
10	122	GPF	3 Rik BALLERINI	Suzuki RG570 - SCLS LTD, GECKO RACING, CAM	7	10:53.279	30.731	13.879	76.13	1:23.935	4
11	14	GPF	4 Denis HALIL	Yamaha TZR 250 - D & A AUTOS	7	10:54.181	31.633	0.902	76.02	1:24.992	2
12	70	GPF	5 Andrew BURSCOUGH	Yamaha YPVS 350 - Apollo/Merlin/Abbey/Martianiur	7	10:54.409	31.861	0.228	76.00	1:24.992	7
13	22		8 Simon FINCH	MZ ETZ 250 - BlueCloud Projects Ltd	7	11:01.408	38.860	6.999	75.19	1:32.511	2
14	56		9 Russell TURNER	MZ ETZ 250 - TT Racing	7	11:01.768	39.220	0.360	75.15	1:32.988	7
15	110	GPF	6 Mark HAIGH	Aprilia RS250 - Chesterfield Ceramic coatings/The T	7	11:02.687	40.139	0.919	75.05	1:24.499	7
16	93		10 Max BARTLE	MZ ETZ 250 - Chilton Motors	7	11:03.930	41.382	1.243	74.91	1:32.793	7
17	199	GPF	7 Michael FROST	Yamaha TZR250 -	7	11:13.219	50.671	9.289	73.87	1:26.424	5
18	108	R	1 Ian KEEBLE	MZ ETZ 250 -	7	11:14.353	51.805	1.134	73.75	1:34.367	7
19	3		11 Max MAUD	MZ ETZ 250 -	7	11:15.148	52.600	0.795	73.66	1:34.473	7
20	13	R	2 Gordon RYAN	MZ ETZ 250 - Prism Work Psychology	7	11:15.203	52.655	0.055	73.66	1:34.135	5
21	46		12 Steve BRIGDEN	MZ ETZ 250 - SLB Consulting Ltd	7	11:15.493	52.945	0.290	73.62	1:34.032	7
22	67	GPF	8 Mark BAILEY	Yamaha TZR250 -	7	11:16.900	54.352	1.407	73.47	1:27.711	4
23	169	GPF	9 Mark ELLERAY	Yamaha TZR250 - Abbot Solutions Ltd	7	11:17.692	55.144	0.792	73.39	1:27.554	4
24	142	GPF	10 Martin PEARSON	Yamaha TZR250 - Viking Inspection	7	11:20.594	58.046	2.902	73.07	1:28.627	6
25	94		13 John HAMILTON	MZ ETZ 250 -	7	11:50.579	1:28.031	29.985	69.99	1:39.628	5
26	49	R	3 Andy MARKS	MZ ETZ 250 - Kingpin Components	7	11:55.250	1:32.702	4.671	69.53	1:39.372	7
27	99	GPF	11 Paul FIRTH	Yamaha TZR 250 - Joanne Porter	6	10:32.100	1 Lap	1 Lap	67.41	1:32.029	6
28	64	GPF	12 Luke SCOFIELD	Aprilia RS125 -	6	10:54.843	1 Lap	22.743	65.07	1:38.536	5
29	18	R	4 Sam PEARSON	MZ ETZ 250 -	6	10:55.183	1 Lap	0.340	65.03	1:47.253	2

#### NOT CLASSIFIED

DNF	42	GPF	Alan WOOD	Suzuki RGV250 - J.Clubb Aggregates & Concrete	5	8:54.574	2 Laps	1 Lap	66.38	1:32.120	3
DNF	566		Michael WILBY	MZ ETZ 250 - Sziler UK	0						

#### FASTEST LAP

15	GPF	Billy PERKINS	Yamaha TZR 250 - Ashford tarmac / Barking mad ab	2	1:21.696	87.20 mph	140.34 kph
85		Andrew WALES	MZ ETZ 250 - Illuminated Design LTD	7	1:27.633	81.30 mph	130.84 kph
13	R	Gordon RYAN	MZ ETZ 250 - Prism Work Psychology	5	1:34.135	75.68 mph	121.80 kph

Class - 92.5% of Race Speed = 73.89 mph  
 Class GPF - 92.5% of Race Speed = 73.18 mph  
 Class R - 92.5% of Race Speed = 68.21 mph

Donington Park National: 1.9790 miles  
 Race Distance: 7 Laps / 13.85 miles  
 Start: 12:45 Flag 12:56 End: 12:57

Weather / Track : Cloudy / Dry

These results are provisional until the conclusion of any judicial and technical matters.

Clerk Of Course :	Stewards :	Timekeeper :
-------------------	------------	--------------

Results can be found at [www.tsl-timing.com](http://www.tsl-timing.com)

Printed - 12:58 Saturday, 04 September 2021



# BMCRC - MRO Championships 2021 - Rnd 5 @ Donington National

## Chilton Motors 250MZs & Blue Haze GPF

### RACE 4 - LAP CHART

LAP 1 @ 12:47:16.694			99 1:17.175 1:36.676			18 1:19.026 1:48.882			49 1:21.265 1:40.122		
NO	BEHIND	LAP TIME	LAP 3 @ 12:50:14.200			LAP 5 @ 12:53:11.967			LAP 7 @ 12:56:07.765		
NO	BEHIND	LAP TIME	NO	BEHIND	LAP TIME	NO	BEHIND	LAP TIME	NO	BEHIND	LAP TIME
69		1:31.477	81		1:28.583	75		1:29.195	75		1:27.935
81	0.153	1:31.630	75	0.101	1:28.786	95	0.126	1:28.725	95	0.020	1:27.810
75	0.584	1:32.061	85	0.205	1:28.300	81	0.155	1:29.304	85	0.730	1:27.633
95	0.848	1:32.325	69	0.433	1:28.860	69	0.257	1:29.047	81	1.434	1:28.057
32	1.293	1:32.770	96	0.845	1:28.065	85	0.594	1:29.553	69	1.574	1:28.376
85	1.382	1:32.859	95	0.980	1:28.909	96	2.328	1:29.636	15	5.999	1:21.763
96	1.680	1:33.157	32	1.358	1:28.452	32	2.757	1:29.077	32	7.030	1:29.192
56	8.168	1:39.645	22	16.678	1:32.849	64	1 Lap	1:38.992	96	7.134	1:30.211
22	8.824	1:40.301	56	18.274	1:33.451	15	18.250	1:22.724	99	1 Lap	1:32.029
108	10.338	1:41.815	93	21.771	1:33.452	4	25.169	1:24.325	4	16.852	1:24.134
3	11.238	1:42.715	108	24.754	1:35.225	56	27.705	1:33.803	122	30.731	1:27.014
46	11.440	1:42.917	3	24.999	1:35.861	22	28.138	1:35.596	14	31.633	1:25.760
13	11.647	1:43.124	13	26.416	1:35.181	93	31.513	1:33.005	70	31.861	1:24.992
93	12.244	1:43.721	46	26.906	1:35.776	122	34.350	1:24.312	64	1 Lap	1:40.793
94	15.752	1:47.229	15	30.023	1:21.700	14	36.260	1:25.359	18	1 Lap	1:48.887
49	17.446	1:48.923	4	35.611	1:24.092	70	37.318	1:26.277	22	38.860	1:33.605
18	20.994	1:52.471	94	40.357	1:41.202	13	37.565	1:34.135	56	39.220	1:32.988
15	44.133	2:15.610	14	41.875	1:25.761	108	38.508	1:34.990	110	40.139	1:24.499
4	46.494	2:17.971	70	42.135	1:25.483	3	39.130	1:35.147	93	41.382	1:32.793
14	48.628	2:20.105	122	43.870	1:24.556	46	39.830	1:35.687	199	50.671	1:29.416
70	49.033	2:20.510	49	44.824	1:41.892	110	44.931	1:24.598	108	51.805	1:34.367
122	51.299	2:22.776	110	51.911	1:25.463	199	50.241	1:26.424	3	52.600	1:34.473
67	53.407	2:24.884	199	53.783	1:28.401	67	52.890	1:28.175	13	52.655	1:34.435
199	54.035	2:25.512	67	54.771	1:28.746	169	53.602	1:28.403	46	52.945	1:34.032
142	54.490	2:25.967	169	55.412	1:27.906	142	56.482	1:29.577	67	54.352	1:28.842
169	55.312	2:26.789	142	55.752	1:28.682	94	1:03.035	1:39.628	169	55.144	1:29.281
110	57.759	2:29.236	18	58.716	1:47.975	49	1:09.006	1:40.638	142	58.046	1:28.735
42	59.954	2:31.431	42	1:07.802	1:32.120	42	1:27.824	1:44.656 P	94	1:28.031	1:40.005
64	1:04.247	2:35.724	99	1:22.547	1:34.057				49	1:32.702	1:39.372
99	1:09.320	2:40.797	64	1:27.539	1:40.069						
LAP 2 @ 12:48:45.515			LAP 4 @ 12:51:42.772			LAP 6 @ 12:54:39.830					
NO	BEHIND	LAP TIME	NO	BEHIND	LAP TIME	NO	BEHIND	LAP TIME			
75		1:28.237	75		1:28.471	75		1:27.863			
81	0.102	1:28.770	81	0.046	1:28.618	95	0.145	1:27.882			
69	0.258	1:29.079	85	0.236	1:28.603	85	1.032	1:28.301			
85	0.590	1:28.029	69	0.405	1:28.544	69	1.133	1:28.739			
95	0.756	1:28.729	95	0.596	1:28.188	81	1.312	1:29.020			
96	1.465	1:28.606	96	1.887	1:29.614	96	4.858	1:30.393			
32	1.591	1:29.119	32	2.875	1:30.089	99	1 Lap	1:33.986			
22	12.514	1:32.511	22	21.737	1:33.631	32	5.773	1:30.879			
56	13.508	1:34.161	56	23.097	1:33.395	18	1 Lap	1:49.715			
93	17.004	1:33.581	15	24.721	1:23.270	15	12.171	1:21.784			
3	17.823	1:35.406	93	27.703	1:34.504	64	1 Lap	1:38.536			
108	18.214	1:36.697	4	30.039	1:23.000	4	20.653	1:23.347			
46	19.815	1:37.196	13	32.625	1:34.781	122	31.652	1:25.165			
13	19.920	1:37.094	108	32.713	1:36.531	22	33.190	1:32.915			
94	27.840	1:40.909	3	33.178	1:36.751	14	33.808	1:25.411			
49	31.617	1:42.992	46	33.338	1:35.004	56	34.167	1:34.325			
15	37.008	1:21.696	122	39.233	1:23.935	70	34.804	1:25.349			
18	39.426	1:47.253	14	40.096	1:26.793	93	36.524	1:32.874			
4	40.204	1:22.531	70	40.236	1:26.673	110	43.575	1:26.507			
14	44.799	1:24.992	110	49.528	1:26.189	108	45.373	1:34.728			
70	45.337	1:25.125	94	52.602	1:40.817	3	46.062	1:34.795			
122	47.999	1:25.521	199	53.012	1:27.801	13	46.155	1:36.453			
199	54.067	1:28.853	67	53.910	1:27.711	46	46.848	1:34.881			
67	54.710	1:30.124	169	54.394	1:27.554	199	49.190	1:26.812			
110	55.133	1:26.195	142	56.100	1:28.920	67	53.445	1:28.418			
142	55.755	1:30.086	49	57.563	1:41.311	169	53.798	1:28.059			
169	56.191	1:29.700	42	1:12.363	1:33.133	142	57.246	1:28.627			
62	1:04.367	1:33.234				94	1:15.961	1:40.789			
44	1:16.155	1:40.729									

Weather / Track : Cloudy / Dry

Donington Park National  
Circuit Length = 1.9790 miles  
Start: 12:45 Flag 12:56 End: 12:57

# BMCRC - MRO Championships 2021 - Rnd 5 @ Donington National

## Chilton Motors 250MZs & Blue Haze GPF

### RACE 4 - SECTOR ANALYSIS



SECTOR 1 = FL to I1, SECTOR 2 = I1 to FL, DIFF = Difference To Personal Best Lap, P = Crossed Finish Line in Pit Lane, D = Time Disallowed

P1 75		Peter WOODALL		MZ ETZ 250 - Online Lubricants			
IDEAL LAP TIME : 1:27.596		BEST LAP TIME : 1:27.863		DIFFERENCE : 0.267			
LAP	SECTOR 1	SECTOR 2	LAP TIME	MPH	DIFF	TIME OF DAY	
1 -		31.219	1:32.061	77.39	4.198	12:47:17.278	
2 -	57.152	31.085	1:28.237 (3)	80.74	0.374	12:48:45.515	
3 -	57.533	31.253	1:28.786	80.24	0.923	12:50:14.301	
4 -	57.455	31.016	1:28.471	80.53	0.608	12:51:42.772	
5 -	57.698	31.497	1:29.195	79.87	1.332	12:53:11.967	
6 -	57.265	<b>30.598</b>	<b>1:27.863 (1)</b>	<b>81.08</b>		<b>12:54:39.830</b>	
7 -	<b>56.998</b>	30.937	1:27.935 (2)	81.02	0.072	12:56:07.765	

P2 95		Christopher ROGERS		MZ ETZ 250 - CB Racing			
IDEAL LAP TIME : 1:27.423		BEST LAP TIME : 1:27.810		DIFFERENCE : 0.387			
LAP	SECTOR 1	SECTOR 2	LAP TIME	MPH	DIFF	TIME OF DAY	
1 -		31.333	1:32.325	77.16	4.515	12:47:17.542	
2 -	57.527	31.202	1:28.729	80.29	0.919	12:48:46.271	
3 -	57.286	31.623	1:28.909	80.13	1.099	12:50:15.180	
4 -	57.369	<b>30.819</b>	1:28.188 (3)	80.78	0.378	12:51:43.368	
5 -	57.266	31.459	1:28.725	80.30	0.915	12:53:12.093	
6 -	56.897	30.985	1:27.882 (2)	81.07	0.072	12:54:39.975	
7 -	<b>56.604</b>	31.206	<b>1:27.810 (1)</b>	<b>81.13</b>		<b>12:56:07.785</b>	

P3 85		Andrew WALES		MZ ETZ 250 - Illuminated Design LTD			
IDEAL LAP TIME : 1:27.218		BEST LAP TIME : 1:27.633		DIFFERENCE : 0.415			
LAP	SECTOR 1	SECTOR 2	LAP TIME	MPH	DIFF	TIME OF DAY	
1 -		31.053	1:32.859	76.72	5.226	12:47:18.076	
2 -	<b>56.743</b>	31.286	1:28.029 (2)	80.93	0.396	12:48:46.105	
3 -	57.431	30.869	1:28.300 (3)	80.68	0.667	12:50:14.405	
4 -	57.654	30.949	1:28.603	80.41	0.970	12:51:43.008	
5 -	57.961	31.592	1:29.553	79.55	1.920	12:53:12.561	
6 -	57.607	30.694	1:28.301	80.68	0.668	12:54:40.862	
7 -	57.158	<b>30.475</b>	<b>1:27.633 (1)</b>	<b>81.30</b>		<b>12:56:08.495</b>	

P4 81		Scott GRANT		MZ ETZ 250 - Katie, Mum and Dad			
IDEAL LAP TIME : 1:27.937		BEST LAP TIME : 1:28.057		DIFFERENCE : 0.120			
LAP	SECTOR 1	SECTOR 2	LAP TIME	MPH	DIFF	TIME OF DAY	
1 -		30.884	1:31.630	77.75	3.573	12:47:16.847	
2 -	57.478	31.292	1:28.770	80.25	0.713	12:48:45.617	
3 -	57.431	31.152	1:28.583 (2)	80.42	0.526	12:50:14.200	
4 -	57.825	30.793	1:28.618 (3)	80.39	0.561	12:51:42.818	
5 -	57.828	31.476	1:29.304	79.77	1.247	12:53:12.122	
6 -	58.267	<b>30.753</b>	1:29.020	80.03	0.963	12:54:41.142	
7 -	<b>57.184</b>	30.873	<b>1:28.057 (1)</b>	<b>80.90</b>		<b>12:56:09.199</b>	

P5 69		Alexander MANN		MZ TS 250 - HS RACING			
IDEAL LAP TIME : 1:28.161		BEST LAP TIME : 1:28.376		DIFFERENCE : 0.215			
LAP	SECTOR 1	SECTOR 2	LAP TIME	MPH	DIFF	TIME OF DAY	
1 -		30.832	1:31.477	77.88	3.101	12:47:16.694	
2 -	57.763	31.316	1:29.079	79.98	0.703	12:48:45.773	
3 -	<b>57.476</b>	31.384	1:28.860	80.17	0.484	12:50:14.633	
4 -	57.750	30.794	1:28.544 (2)	80.46	0.168	12:51:43.177	
5 -	57.653	31.394	1:29.047	80.00	0.671	12:53:12.224	
6 -	58.054	<b>30.685</b>	1:28.739 (3)	80.28	0.363	12:54:40.963	
7 -	57.665	30.711	<b>1:28.376 (1)</b>	<b>80.61</b>		<b>12:56:09.339</b>	

Weather / Track : Cloudy / Dry

Donington Park National  
Circuit Length = 1.9790 miles  
Start: 12:45 Flag 12:56 End: 12:57

# BMCRC - MRO Championships 2021 - Rnd 5 @ Donington National

## Chilton Motors 250MZs & Blue Haze GPF

### RACE 4 - SECTOR ANALYSIS



SECTOR 1 = FL to I1, SECTOR 2 = I1 to FL, DIFF = Difference To Personal Best Lap, P = Crossed Finish Line in Pit Lane, D = Time Disallowed

P6 15 GPF		Billy PERKINS		Yamaha TZR 250 - Ashford tarmac / Barking mad about Animals		
IDEAL LAP TIME : 1:21.167		BEST LAP TIME : 1:21.696		DIFFERENCE : 0.529		
LAP	SECTOR 1	SECTOR 2	LAP TIME	MPH	DIFF	TIME OF DAY
1 -		<b>28.398</b>	2:15.610	52.53	53.914	12:48:00.827
2 -	<b>52.769</b>	28.927	<b>1:21.696 (1)</b>	<b>87.20</b>		<b>12:49:22.523</b>
3 -	53.181	28.519	1:21.700 (2)	87.20	0.004	12:50:44.223
4 -	54.304	28.966	1:23.270	85.56	1.574	12:52:07.493
5 -	54.089	28.635	1:22.724	86.12	1.028	12:53:30.217
6 -	53.060	28.724	1:21.784	87.11	0.088	12:54:52.001
7 -	53.206	28.557	1:21.763 (3)	87.13	0.067	12:56:13.764

P7 32		John ASHMEAD		MZ ETZ 250 -		
IDEAL LAP TIME : 1:28.159		BEST LAP TIME : 1:28.452		DIFFERENCE : 0.293		
LAP	SECTOR 1	SECTOR 2	LAP TIME	MPH	DIFF	TIME OF DAY
1 -		31.066	1:32.770	76.79	4.318	12:47:17.987
2 -	58.093	31.026	1:29.119 (3)	79.94	0.667	12:48:47.106
3 -	<b>57.448</b>	31.004	<b>1:28.452 (1)</b>	<b>80.54</b>		<b>12:50:15.558</b>
4 -	57.647	32.442	1:30.089	79.08	1.637	12:51:45.647
5 -	58.366	<b>30.711</b>	1:29.077 (2)	79.98	0.625	12:53:14.724
6 -	58.250	32.629	1:30.879	78.39	2.427	12:54:45.603
7 -	57.853	31.339	1:29.192	79.87	0.740	12:56:14.795

P8 96		Chris KENT		MZ ETZ 250 - Powder House Coatings Ltd		
IDEAL LAP TIME : 1:28.065		BEST LAP TIME : 1:28.065		DIFFERENCE : 0.000		
LAP	SECTOR 1	SECTOR 2	LAP TIME	MPH	DIFF	TIME OF DAY
1 -		31.184	1:33.157	76.47	5.092	12:47:18.374
2 -	57.394	31.212	1:28.606 (2)	80.40	0.541	12:48:46.980
3 -	<b>57.070</b>	<b>30.995</b>	<b>1:28.065 (1)</b>	<b>80.90</b>		<b>12:50:15.045</b>
4 -	57.486	32.128	1:29.614 (3)	79.50	1.549	12:51:44.659
5 -	58.350	31.286	1:29.636	79.48	1.571	12:53:14.295
6 -	58.540	31.853	1:30.393	78.81	2.328	12:54:44.688
7 -	58.498	31.713	1:30.211	78.97	2.146	12:56:14.899

P9 4 GPF		James SEATH		Aprilia RS250 - Ovenden Earthmoving		
IDEAL LAP TIME : 1:22.526		BEST LAP TIME : 1:22.531		DIFFERENCE : 0.005		
LAP	SECTOR 1	SECTOR 2	LAP TIME	MPH	DIFF	TIME OF DAY
1 -		29.725	2:17.971	51.63	55.440	12:48:03.188
2 -	<b>53.313</b>	29.218	<b>1:22.531 (1)</b>	<b>86.32</b>		<b>12:49:25.719</b>
3 -	54.514	29.578	1:24.092	84.72	1.561	12:50:49.811
4 -	53.787	<b>29.213</b>	1:23.000 (2)	85.83	0.469	12:52:12.811
5 -	54.435	29.890	1:24.325	84.49	1.794	12:53:37.136
6 -	53.979	29.368	1:23.347 (3)	85.48	0.816	12:55:00.483
7 -	54.447	29.687	1:24.134	84.68	1.603	12:56:24.617

P10 122 GPF		Rik BALLERINI		Suzuki RG570 - SCLS LTD, GECKO RACING, CAMBRIDGE MK		
IDEAL LAP TIME : 1:23.793		BEST LAP TIME : 1:23.935		DIFFERENCE : 0.142		
LAP	SECTOR 1	SECTOR 2	LAP TIME	MPH	DIFF	TIME OF DAY
1 -		29.924	2:22.776	49.90	58.841	12:48:07.993
2 -	56.546	<b>28.975</b>	1:25.521	83.30	1.586	12:49:33.514
3 -	55.078	29.478	1:24.556 (3)	84.25	0.621	12:50:58.070
4 -	<b>54.818</b>	29.117	<b>1:23.935 (1)</b>	<b>84.88</b>		<b>12:52:22.005</b>
5 -	54.891	29.421	1:24.312 (2)	84.50	0.377	12:53:46.317
6 -	56.099	29.066	1:25.165	83.65	1.230	12:55:11.482
7 -	56.267	30.747	1:27.014	81.87	3.079	12:56:38.496

Weather / Track : Cloudy / Dry

Donington Park National  
Circuit Length = 1.9790 miles  
Start: 12:45 Flag 12:56 End: 12:57

# BMCRC - MRO Championships 2021 - Rnd 5 @ Donington National

## Chilton Motors 250MZs & Blue Haze GPF

### RACE 4 - SECTOR ANALYSIS



SECTOR 1 = FL to I1, SECTOR 2 = I1 to FL, DIFF = Difference To Personal Best Lap, P = Crossed Finish Line in Pit Lane, D = Time Disallowed

P11 14 GPF Denis HALIL			Yamaha TZR 250 - D & A AUTOS			
IDEAL LAP TIME : 1:24.876		BEST LAP TIME : 1:24.992		DIFFERENCE : 0.116		
LAP	SECTOR 1	SECTOR 2	LAP TIME	MPH	DIFF	TIME OF DAY
1 -		<b>29.789</b>	2:20.105	50.85	55.113	12:48:05.322
2 -	<b>55.087</b>	29.905	<b>1:24.992 (1)</b>	<b>83.82</b>		<b>12:49:30.314</b>
3 -	55.831	29.930	1:25.761	83.07	0.769	12:50:56.075
4 -	56.675	30.118	1:26.793	82.08	1.801	12:52:22.868
5 -	55.486	29.873	1:25.359 (2)	83.46	0.367	12:53:48.227
6 -	55.597	29.814	1:25.411 (3)	83.41	0.419	12:55:13.638
7 -	55.648	30.112	1:25.760	83.07	0.768	12:56:39.398

P12 70 GPF Andrew BURSCOUGH			Yamaha YPVS 350 - Apollo/Merlin/Abbey/Martitanium			
IDEAL LAP TIME : 1:24.838		BEST LAP TIME : 1:24.992		DIFFERENCE : 0.154		
LAP	SECTOR 1	SECTOR 2	LAP TIME	MPH	DIFF	TIME OF DAY
1 -		29.889	2:20.510	50.70	55.518	12:48:05.727
2 -	<b>55.266</b>	29.859	1:25.125 (2)	83.69	0.133	12:49:30.852
3 -	55.710	29.773	1:25.483	83.34	0.491	12:50:56.335
4 -	56.191	30.482	1:26.673	82.20	1.681	12:52:23.008
5 -	55.836	30.441	1:26.277	82.57	1.285	12:53:49.285
6 -	55.659	29.690	1:25.349 (3)	83.47	0.357	12:55:14.634
7 -	55.420	<b>29.572</b>	<b>1:24.992 (1)</b>	<b>83.82</b>		<b>12:56:39.626</b>

P13 22 Simon FINCH			MZ ETZ 250 - BlueCloud Projects Ltd			
IDEAL LAP TIME : 1:32.174		BEST LAP TIME : 1:32.511		DIFFERENCE : 0.337		
LAP	SECTOR 1	SECTOR 2	LAP TIME	MPH	DIFF	TIME OF DAY
1 -		<b>32.182</b>	1:40.301	71.03	7.790	12:47:25.518
2 -	1:00.258	32.253	<b>1:32.511 (1)</b>	<b>77.01</b>		<b>12:48:58.029</b>
3 -	1:00.651	32.198	1:32.849 (2)	76.73	0.338	12:50:30.878
4 -	1:01.276	32.355	1:33.631	76.09	1.120	12:52:04.509
5 -	1:01.333	34.263	1:35.596	74.52	3.085	12:53:40.105
6 -	1:00.282	32.633	1:32.915 (3)	76.67	0.404	12:55:13.020
7 -	<b>59.992</b>	33.613	1:33.605	76.11	1.094	12:56:46.625

P14 56 Russell TURNER			MZ ETZ 250 - TT Racing			
IDEAL LAP TIME : 1:32.957		BEST LAP TIME : 1:32.988		DIFFERENCE : 0.031		
LAP	SECTOR 1	SECTOR 2	LAP TIME	MPH	DIFF	TIME OF DAY
1 -		32.604	1:39.645	71.49	6.657	12:47:24.862
2 -	1:01.367	32.794	1:34.161	75.66	1.173	12:48:59.023
3 -	1:01.118	<b>32.333</b>	1:33.451 (3)	76.23	0.463	12:50:32.474
4 -	1:00.817	32.578	1:33.395 (2)	76.28	0.407	12:52:05.869
5 -	1:00.925	32.878	1:33.803	75.95	0.815	12:53:39.672
6 -	1:01.608	32.717	1:34.325	75.53	1.337	12:55:13.997
7 -	<b>1:00.624</b>	32.364	<b>1:32.988 (1)</b>	<b>76.61</b>		<b>12:56:46.985</b>

P15 110 GPF Mark HAIGH			Aprilia RS250 - Chesterfield Ceramic coatings/The Tuning Works			
IDEAL LAP TIME : 1:24.452		BEST LAP TIME : 1:24.499		DIFFERENCE : 0.047		
LAP	SECTOR 1	SECTOR 2	LAP TIME	MPH	DIFF	TIME OF DAY
1 -		30.755	2:29.236	47.74	1:04.737	12:48:14.453
2 -	55.499	30.696	1:26.195	82.65	1.696	12:49:40.648
3 -	55.905	29.558	1:25.463 (3)	83.36	0.964	12:51:06.111
4 -	55.053	31.136	1:26.189	82.66	1.690	12:52:32.300
5 -	<b>54.919</b>	29.679	1:24.598 (2)	84.21	0.099	12:53:56.898
6 -	55.255	31.252	1:26.507	82.35	2.008	12:55:23.405
7 -	54.966	<b>29.533</b>	<b>1:24.499 (1)</b>	<b>84.31</b>		<b>12:56:47.904</b>

Weather / Track : Cloudy / Dry

Donington Park National  
Circuit Length = 1.9790 miles  
Start: 12:45 Flag 12:56 End: 12:57

# BMCRC - MRO Championships 2021 - Rnd 5 @ Donington National

## Chilton Motors 250MZs & Blue Haze GPF

### RACE 4 - SECTOR ANALYSIS



SECTOR 1 = FL to I1, SECTOR 2 = I1 to FL, DIFF = Difference To Personal Best Lap, P = Crossed Finish Line in Pit Lane, D = Time Disallowed

P16 93		Max BARTLE		MZ ETZ 250 - Chilton Motors		
IDEAL LAP TIME : 1:32.712		BEST LAP TIME : 1:32.793		DIFFERENCE : 0.081		
LAP	SECTOR 1	SECTOR 2	LAP TIME	MPH	DIFF	TIME OF DAY
1 -		32.819	1:43.721	68.69	10.928	12:47:28.938
2 -	1:00.542	33.039	1:33.581	76.13	0.788	12:49:02.519
3 -	1:00.719	32.733	1:33.452	76.23	0.659	12:50:35.971
4 -	1:01.663	32.841	1:34.504	75.38	1.711	12:52:10.475
5 -	1:00.469	32.536	1:33.005 (3)	76.60	0.212	12:53:43.480
6 -	1:00.555	<b>32.319</b>	1:32.874 (2)	76.71	0.081	12:55:16.354
7 -	<b>1:00.393</b>	32.400	<b>1:32.793 (1)</b>	<b>76.77</b>		<b>12:56:49.147</b>

P17 199 GPF		Michael FROST		Yamaha TZR250 -		
IDEAL LAP TIME : 1:26.424		BEST LAP TIME : 1:26.424		DIFFERENCE : 0.000		
LAP	SECTOR 1	SECTOR 2	LAP TIME	MPH	DIFF	TIME OF DAY
1 -		31.575	2:25.512	48.96	59.088	12:48:10.729
2 -	58.036	30.817	1:28.853	80.18	2.429	12:49:39.582
3 -	57.579	30.822	1:28.401	80.59	1.977	12:51:07.983
4 -	57.343	30.458	1:27.801 (3)	81.14	1.377	12:52:35.784
5 -	<b>56.236</b>	<b>30.188</b>	<b>1:26.424 (1)</b>	<b>82.43</b>		<b>12:54:02.208</b>
6 -	56.507	30.305	1:26.812 (2)	82.06	0.388	12:55:29.020
7 -	57.819	31.597	1:29.416	79.67	2.992	12:56:58.436

P18 108 R		Ian KEEBLE		MZ ETZ 250 -		
IDEAL LAP TIME : 1:34.201		BEST LAP TIME : 1:34.367		DIFFERENCE : 0.166		
LAP	SECTOR 1	SECTOR 2	LAP TIME	MPH	DIFF	TIME OF DAY
1 -		33.178	1:41.815	69.97	7.448	12:47:27.032
2 -	1:03.179	33.518	1:36.697	73.68	2.330	12:49:03.729
3 -	1:01.745	33.480	1:35.225	74.81	0.858	12:50:38.954
4 -	1:03.136	33.395	1:36.531	73.80	2.164	12:52:15.485
5 -	1:02.013	<b>32.977</b>	1:34.990 (3)	75.00	0.623	12:53:50.475
6 -	1:01.312	33.416	1:34.728 (2)	75.21	0.361	12:55:25.203
7 -	<b>1:01.224</b>	33.143	<b>1:34.367 (1)</b>	<b>75.49</b>		<b>12:56:59.570</b>

P19 3		Max MAUD		MZ ETZ 250 -		
IDEAL LAP TIME : 1:34.090		BEST LAP TIME : 1:34.473		DIFFERENCE : 0.383		
LAP	SECTOR 1	SECTOR 2	LAP TIME	MPH	DIFF	TIME OF DAY
1 -		33.748	1:42.715	69.36	8.242	12:47:27.932
2 -	1:01.764	33.642	1:35.406	74.67	0.933	12:49:03.338
3 -	1:01.751	34.110	1:35.861	74.32	1.388	12:50:39.199
4 -	1:03.084	33.667	1:36.751	73.63	2.278	12:52:15.950
5 -	1:01.844	<b>33.303</b>	1:35.147 (3)	74.88	0.674	12:53:51.097
6 -	1:00.835	33.960	1:34.795 (2)	75.15	0.322	12:55:25.892
7 -	<b>1:00.787</b>	33.686	<b>1:34.473 (1)</b>	<b>75.41</b>		<b>12:57:00.365</b>

P20 13 R		Gordon RYAN		MZ ETZ 250 - Prism Work Psychology		
IDEAL LAP TIME : 1:33.483		BEST LAP TIME : 1:34.135		DIFFERENCE : 0.652		
LAP	SECTOR 1	SECTOR 2	LAP TIME	MPH	DIFF	TIME OF DAY
1 -		33.265	1:43.124	69.08	8.989	12:47:28.341
2 -	1:02.081	35.013	1:37.094	73.37	2.959	12:49:05.435
3 -	1:02.270	32.911	1:35.181	74.85	1.046	12:50:40.616
4 -	1:02.025	32.756	1:34.781 (3)	75.16	0.646	12:52:15.397
5 -	1:01.791	<b>32.344</b>	<b>1:34.135 (1)</b>	<b>75.68</b>		<b>12:53:49.532</b>
6 -	1:02.370	34.083	1:36.453	73.86	2.318	12:55:25.985
7 -	<b>1:01.139</b>	33.296	1:34.435 (2)	75.44	0.300	12:57:00.420

Weather / Track : Cloudy / Dry

Donington Park National  
Circuit Length = 1.9790 miles  
Start: 12:45 Flag 12:56 End: 12:57

# BMCRC - MRO Championships 2021 - Rnd 5 @ Donington National

## Chilton Motors 250MZs & Blue Haze GPF

### RACE 4 - SECTOR ANALYSIS



SECTOR 1 = FL to I1, SECTOR 2 = I1 to FL, DIFF = Difference To Personal Best Lap, P = Crossed Finish Line in Pit Lane, D = Time Disallowed

P21 46		Steve BRIGDEN		MZ ETZ 250 - SLB Consulting Ltd			
IDEAL LAP TIME : 1:34.032		BEST LAP TIME : 1:34.032		DIFFERENCE : 0.000			
LAP	SECTOR 1	SECTOR 2	LAP TIME	MPH	DIFF	TIME OF DAY	
1 -		33.677	1:42.917	69.22	8.885	12:47:28.134	
2 -	1:02.553	34.643	1:37.196	73.30	3.164	12:49:05.330	
3 -	1:02.754	33.022	1:35.776	74.38	1.744	12:50:41.106	
4 -	1:01.923	33.081	1:35.004 (3)	74.99	0.972	12:52:16.110	
5 -	1:02.337	33.350	1:35.687	74.45	1.655	12:53:51.797	
6 -	1:01.666	33.215	1:34.881 (2)	75.09	0.849	12:55:26.678	
7 -	<b>1:01.209</b>	<b>32.823</b>	<b>1:34.032 (1)</b>	<b>75.76</b>		<b>12:57:00.710</b>	

P22 67 GPF		Mark BAILEY		Yamaha TZR250 -			
IDEAL LAP TIME : 1:27.711		BEST LAP TIME : 1:27.711		DIFFERENCE : 0.000			
LAP	SECTOR 1	SECTOR 2	LAP TIME	MPH	DIFF	TIME OF DAY	
1 -		31.204	2:24.884	49.17	57.173	12:48:10.101	
2 -	58.906	31.218	1:30.124	79.05	2.413	12:49:40.225	
3 -	57.775	30.971	1:28.746	80.28	1.035	12:51:08.971	
4 -	<b>57.150</b>	<b>30.561</b>	<b>1:27.711 (1)</b>	<b>81.22</b>		<b>12:52:36.682</b>	
5 -	57.548	30.627	1:28.175 (2)	80.80	0.464	12:54:04.857	
6 -	57.719	30.699	1:28.418 (3)	80.57	0.707	12:55:33.275	
7 -	57.962	30.880	1:28.842	80.19	1.131	12:57:02.117	

P23 169 GPF		Mark ELLERAY		Yamaha TZR250 - Abbot Solutions Ltd			
IDEAL LAP TIME : 1:27.554		BEST LAP TIME : 1:27.554		DIFFERENCE : 0.000			
LAP	SECTOR 1	SECTOR 2	LAP TIME	MPH	DIFF	TIME OF DAY	
1 -		32.740	2:26.789	48.53	59.235	12:48:12.006	
2 -	58.064	31.636	1:29.700	79.42	2.146	12:49:41.706	
3 -	56.967	30.939	1:27.906 (2)	81.04	0.352	12:51:09.612	
4 -	<b>56.953</b>	<b>30.601</b>	<b>1:27.554 (1)</b>	<b>81.37</b>		<b>12:52:37.166</b>	
5 -	57.513	30.890	1:28.403	80.59	0.849	12:54:05.569	
6 -	57.354	30.705	1:28.059 (3)	80.90	0.505	12:55:33.628	
7 -	57.798	31.483	1:29.281	79.80	1.727	12:57:02.909	

P24 142 GPF		Martin PEARSON		Yamaha TZR250 - Viking Inspection			
IDEAL LAP TIME : 1:28.381		BEST LAP TIME : 1:28.627		DIFFERENCE : 0.246			
LAP	SECTOR 1	SECTOR 2	LAP TIME	MPH	DIFF	TIME OF DAY	
1 -		31.964	2:25.967	48.80	57.340	12:48:11.184	
2 -	58.555	31.531	1:30.086	79.08	1.459	12:49:41.270	
3 -	57.896	<b>30.786</b>	1:28.682 (2)	80.33	0.055	12:51:09.952	
4 -	57.825	31.095	1:28.920	80.12	0.293	12:52:38.872	
5 -	58.504	31.073	1:29.577	79.53	0.950	12:54:08.449	
6 -	57.598	31.029	<b>1:28.627 (1)</b>	<b>80.38</b>		<b>12:55:37.076</b>	
7 -	<b>57.595</b>	31.140	1:28.735 (3)	80.29	0.108	12:57:05.811	

P25 94		John HAMILTON		MZ ETZ 250 -			
IDEAL LAP TIME : 1:39.464		BEST LAP TIME : 1:39.628		DIFFERENCE : 0.164			
LAP	SECTOR 1	SECTOR 2	LAP TIME	MPH	DIFF	TIME OF DAY	
1 -		34.975	1:47.229	66.44	7.601	12:47:32.446	
2 -	1:06.199	34.710	1:40.909	70.60	1.281	12:49:13.355	
3 -	1:05.967	35.235	1:41.202	70.40	1.574	12:50:54.557	
4 -	1:05.883	34.934	1:40.817	70.66	1.189	12:52:35.374	
5 -	<b>1:05.063</b>	34.565	<b>1:39.628 (1)</b>	<b>71.51</b>		<b>12:54:15.002</b>	
6 -	1:05.100	35.689	1:40.789 (3)	70.68	1.161	12:55:55.791	
7 -	1:05.604	<b>34.401</b>	1:40.005 (2)	71.24	0.377	12:57:35.796	

Weather / Track : Cloudy / Dry

Donington Park National  
Circuit Length = 1.9790 miles  
Start: 12:45 Flag 12:56 End: 12:57



# BMCRC - MRO Championships 2021 - Rnd 5 @ Donington National

## Chilton Motors 250MZs & Blue Haze GPF

### RACE 4 - SECTOR ANALYSIS



SECTOR 1 = FL to I1, SECTOR 2 = I1 to FL, DIFF = Difference To Personal Best Lap, P = Crossed Finish Line in Pit Lane, D = Time Disallowed

P26 49 R Andy MARKS			MZ ETZ 250 - Kingpin Components			
IDEAL LAP TIME : 1:39.108		BEST LAP TIME : 1:39.372		DIFFERENCE : 0.264		
LAP	SECTOR 1	SECTOR 2	LAP TIME	MPH	DIFF	TIME OF DAY
1 -		35.762	1:48.923	65.40	9.551	12:47:34.140
2 -	1:06.282	36.710	1:42.992	69.17	3.620	12:49:17.132
3 -	1:06.264	35.628	1:41.892	69.92	2.520	12:50:59.024
4 -	1:05.670	35.641	1:41.311	70.32	1.939	12:52:40.335
5 -	1:05.238	35.400	1:40.638 (3)	70.79	1.266	12:54:20.973
6 -	<b>1:04.783</b>	35.339	1:40.122 (2)	71.15	0.750	12:56:01.095
7 -	1:05.047	<b>34.325</b>	<b>1:39.372 (1)</b>	<b>71.69</b>		<b>12:57:40.467</b>

P27 99 GPF Paul FIRTH			Yamaha TZR 250 - Joanne Porter			
IDEAL LAP TIME : 1:32.029		BEST LAP TIME : 1:32.029		DIFFERENCE : 0.000		
LAP	SECTOR 1	SECTOR 2	LAP TIME	MPH	DIFF	TIME OF DAY
1 -		43.341	2:40.797	44.30	1:08.768	12:48:26.014
2 -	1:03.707	32.969	1:36.676	73.69	4.647	12:50:02.690
3 -	1:01.836	32.221	1:34.057 (3)	75.74	2.028	12:51:36.747
4 -	1:01.564	32.991	1:34.555	75.34	2.526	12:53:11.302
5 -	1:01.619	32.367	1:33.986 (2)	75.80	1.957	12:54:45.288
6 -	<b>1:00.383</b>	<b>31.646</b>	<b>1:32.029 (1)</b>	<b>77.41</b>		<b>12:56:17.317</b>

P28 64 GPF Luke SCOFIELD			Aprilia RS125 -			
IDEAL LAP TIME : 1:37.999		BEST LAP TIME : 1:38.536		DIFFERENCE : 0.537		
LAP	SECTOR 1	SECTOR 2	LAP TIME	MPH	DIFF	TIME OF DAY
1 -		35.450	2:35.724	45.75	57.188	12:48:20.941
2 -	1:05.743	34.986	1:40.729	70.73	2.193	12:50:01.670
3 -	1:05.584	34.485	1:40.069 (3)	71.19	1.533	12:51:41.739
4 -	1:04.651	34.341	1:38.992 (2)	71.97	0.456	12:53:20.731
5 -	1:04.225	<b>34.311</b>	<b>1:38.536 (1)</b>	<b>72.30</b>		<b>12:54:59.267</b>
6 -	<b>1:03.688</b>	37.105	1:40.793	70.68	2.257	12:56:40.060

P29 18 R Sam PEARSON			MZ ETZ 250 -			
IDEAL LAP TIME : 1:47.253		BEST LAP TIME : 1:47.253		DIFFERENCE : 0.000		
LAP	SECTOR 1	SECTOR 2	LAP TIME	MPH	DIFF	TIME OF DAY
1 -		37.511	1:52.471	63.34	5.218	12:47:37.688
2 -	<b>1:10.269</b>	<b>36.984</b>	<b>1:47.253 (1)</b>	<b>66.42</b>		<b>12:49:24.941</b>
3 -	1:10.943	37.032	1:47.975 (2)	65.98	0.722	12:51:12.916
4 -	1:11.517	37.365	1:48.882 (3)	65.43	1.629	12:53:01.798
5 -	1:11.673	38.042	1:49.715	64.93	2.462	12:54:51.513
6 -	1:10.989	37.898	1:48.887	65.43	1.634	12:56:40.400

P30 42 GPF Alan WOOD			Suzuki RGV250 - J.Clubb Aggregates & Concrete			
IDEAL LAP TIME : 1:32.120		BEST LAP TIME : 1:32.120		DIFFERENCE : 0.000		
LAP	SECTOR 1	SECTOR 2	LAP TIME	MPH	DIFF	TIME OF DAY
1 -		34.650	2:31.431	47.04	59.311	12:48:16.648
2 -	1:00.450	32.784	1:33.234 (3)	76.41	1.114	12:49:49.882
3 -	<b>59.489</b>	<b>32.631</b>	<b>1:32.120 (1)</b>	<b>77.34</b>		<b>12:51:22.002</b>
4 -	1:00.473	32.660	1:33.133 (2)	76.49	1.013	12:52:55.135
5 -	1:06.422	IN PIT	1:44.656 P	68.07	12.536	12:54:39.791

Weather / Track : Cloudy / Dry

Donington Park National  
Circuit Length = 1.9790 miles  
Start: 12:45 Flag 12:56 End: 12:57

# BMCRC - MRO Championships 2021 - Rnd 5 @ Donington National

## Chilton Motors 250MZs & Blue Haze GPF

### RACE 4 - BEST SECTORS

SECTOR 1			SECTOR 2			IDEAL / BEST COMPARISON						
POS	NO	NAME	TIME	NO	NAME	TIME	POS	NO	NAME	IDEAL	BEST	DIFF
									<b>PERFECT LAP</b>	<b>1:21.167</b>		
1	15	PERKINS	<b>52.769</b>	15	PERKINS	<b>28.398</b>	1	15	PERKINS	1:21.167	1:21.696	<b>0.529</b>
2	4	SEATH	<b>53.313</b>	122	BALLERINI	<b>28.975</b>	2	4	SEATH	1:22.526	1:22.531	<b>0.005</b>
3	122	BALLERINI	<b>54.818</b>	4	SEATH	<b>29.213</b>	3	122	BALLERINI	1:23.793	1:23.935	<b>0.142</b>
4	110	HAIGH	<b>54.919</b>	110	HAIGH	<b>29.533</b>	4	110	HAIGH	1:24.452	1:24.499	<b>0.047</b>
5	14	HALIL	<b>55.087</b>	70	BURSCOUGH	<b>29.572</b>	5	70	BURSCOUGH	1:24.838	1:24.992	<b>0.154</b>
6	70	BURSCOUGH	<b>55.266</b>	14	HALIL	<b>29.789</b>	6	14	HALIL	1:24.876	1:24.992	<b>0.116</b>
7	199	FROST	<b>56.236</b>	199	FROST	<b>30.188</b>	7	199	FROST	1:26.424	1:26.424	<b>0.000</b>
8	95	ROGERS	<b>56.604</b>	85	WALES	<b>30.475</b>	8	85	WALES	1:27.218	1:27.633	<b>0.415</b>
9	85	WALES	<b>56.743</b>	67	BAILEY	<b>30.561</b>	9	95	ROGERS	1:27.423	1:27.810	<b>0.387</b>
10	169	ELLERAY	<b>56.953</b>	75	WOODALL	<b>30.598</b>	10	169	ELLERAY	1:27.554	1:27.554	<b>0.000</b>
11	75	WOODALL	<b>56.998</b>	169	ELLERAY	<b>30.601</b>	11	75	WOODALL	1:27.596	1:27.863	<b>0.267</b>
12	96	KENT	<b>57.070</b>	69	MANN	<b>30.685</b>	12	67	BAILEY	1:27.711	1:27.711	<b>0.000</b>
13	67	BAILEY	<b>57.150</b>	32	ASHMEAD	<b>30.711</b>	13	81	GRANT	1:27.937	1:28.057	<b>0.120</b>
14	81	GRANT	<b>57.184</b>	81	GRANT	<b>30.753</b>	14	96	KENT	1:28.065	1:28.065	<b>0.000</b>
15	32	ASHMEAD	<b>57.448</b>	142	PEARSON	<b>30.786</b>	15	32	ASHMEAD	1:28.159	1:28.452	<b>0.293</b>
16	69	MANN	<b>57.476</b>	95	ROGERS	<b>30.819</b>	16	69	MANN	1:28.161	1:28.376	<b>0.215</b>
17	142	PEARSON	<b>57.595</b>	96	KENT	<b>30.995</b>	17	142	PEARSON	1:28.381	1:28.627	<b>0.246</b>
18	42	WOOD	<b>59.489</b>	99	FIRTH	<b>31.646</b>	18	99	FIRTH	1:32.029	1:32.029	<b>0.000</b>
19	22	FINCH	<b>59.992</b>	22	FINCH	<b>32.182</b>	19	42	WOOD	1:32.120	1:32.120	<b>0.000</b>
20	99	FIRTH	<b>1:00.383</b>	93	BARTLE	<b>32.319</b>	20	22	FINCH	1:32.174	1:32.511	<b>0.337</b>
21	93	BARTLE	<b>1:00.393</b>	56	TURNER	<b>32.333</b>	21	93	BARTLE	1:32.712	1:32.793	<b>0.081</b>
22	56	TURNER	<b>1:00.624</b>	13	RYAN	<b>32.344</b>	22	56	TURNER	1:32.957	1:32.988	<b>0.031</b>
23	3	MAUD	<b>1:00.787</b>	42	WOOD	<b>32.631</b>	23	13	RYAN	1:33.483	1:34.135	<b>0.652</b>
24	13	RYAN	<b>1:01.139</b>	46	BRIGDEN	<b>32.823</b>	24	46	BRIGDEN	1:34.032	1:34.032	<b>0.000</b>
25	46	BRIGDEN	<b>1:01.209</b>	108	KEEBLE	<b>32.977</b>	25	3	MAUD	1:34.090	1:34.473	<b>0.383</b>
26	108	KEEBLE	<b>1:01.224</b>	3	MAUD	<b>33.303</b>	26	108	KEEBLE	1:34.201	1:34.367	<b>0.166</b>
27	64	SCOFIELD	<b>1:03.688</b>	64	SCOFIELD	<b>34.311</b>	27	64	SCOFIELD	1:37.999	1:38.536	<b>0.537</b>
28	49	MARKS	<b>1:04.783</b>	49	MARKS	<b>34.325</b>	28	49	MARKS	1:39.108	1:39.372	<b>0.264</b>
29	94	HAMILTON	<b>1:05.063</b>	94	HAMILTON	<b>34.401</b>	29	94	HAMILTON	1:39.464	1:39.628	<b>0.164</b>
30	18	PEARSON	<b>1:10.269</b>	18	PEARSON	<b>36.984</b>	30	18	PEARSON	1:47.253	1:47.253	<b>0.000</b>
31												

Weather / Track : Cloudy / Dry

Results can be found at [www.tsl-timing.com](http://www.tsl-timing.com)

Donington Park National  
Circuit Length = 1.9790 miles  
Start: 12:45 Flag 12:56 End: 12:57

Printed - 12:58 Saturday, 04 September 2021

# BMCRC - MRO Championships 2021 - Rnd 5 @ Donington National

## Chilton Motors 250MZs & Blue Haze GPF

### RACE 4 - STATISTICS

**Competitors Started** 30  
**Planned Start** 2021-09-04 @ 12:46:00.000  
**Actual Start** 2021-09-04 @ 12:45:45.216  
**Finish Time** 2021-09-04 @ 12:56:07.761  
**Track Length** 1.9790mi.  
**Total Laps** 205  
**Total Distance Covered** 405.7087mi.

#### Session Fastest Lap History

NO	CL	NAME	LAP TIME	TIME OF DAY	LAP	VEHICLE
75		Peter WOODALL	1:28.237	12:48:45.516	2	MZ ETZ 250
85		Andrew WALES	1:28.029	12:48:46.127	2	MZ ETZ 250
15	GPF	Billy PERKINS	1:21.696	12:49:22.526	2	Yamaha TZR 250

#### Session Leader History

NO	CL	NAME	FROM LAP	LAPS LED	DISTANCE	VEHICLE
69		Alexander MANN	1	1	1.94 miles	MZ TS 250
75		Peter WOODALL	2	1	1.97 miles	MZ ETZ 250
81		Scott GRANT	3	1	1.97 miles	MZ ETZ 250
75		Peter WOODALL	4	4	7.91 miles	MZ ETZ 250

#### Flag History

TYPE	TIME OF DAY
GREEN	12:45:45.216
FINISH	12:56:07.761

#### Flag Statistics

TYPE	COUNT	TOTAL LAPS	TOTAL TIME
Green	1	7	12:03.661
Red	0	0	0.000
Safety Car	0	0	0.000
FCY	0	0	0.000

# BMCRC - MRO Championships 2021 - Rnd 5 @ Donington National

## Chilton Motors 250MZs & Blue Haze GPF

### RACE 4 - STATISTICS

CLASS :

13 Starters

#### Fastest Lap History

NO	NAME	LAP TIME	TIME OF DAY	LAP	VEHICLE
75	Peter WOODALL	1:28.237	12:48:45.516	2	MZ ETZ 250
85	Andrew WALES	1:28.029	12:48:46.127	2	MZ ETZ 250
75	Peter WOODALL	1:27.863	12:54:39.831	6	MZ ETZ 250
95	Christopher ROGERS	1:27.810	12:56:07.785	7	MZ ETZ 250
85	Andrew WALES	1:27.633	12:56:08.514	7	MZ ETZ 250

#### Leader History

NO	NAME	FROM LAP	LAPS LED	DISTANCE	VEHICLE
69	Alexander MANN	1	1	1.94 miles	MZ TS 250
75	Peter WOODALL	2	1	1.97 miles	MZ ETZ 250
81	Scott GRANT	3	1	1.97 miles	MZ ETZ 250
75	Peter WOODALL	4	4	7.91 miles	MZ ETZ 250

# BMCRC - MRO Championships 2021 - Rnd 5 @ Donington National

## Chilton Motors 250MZs & Blue Haze GPF

### RACE 4 - STATISTICS

CLASS : R

4 Starters

#### Fastest Lap History

NO	NAME	LAP TIME	TIME OF DAY	LAP	VEHICLE
108	Ian KEEBLE	1:36.697	12:49:03.754	2	MZ ETZ 250
108	Ian KEEBLE	1:35.225	12:50:38.978	3	MZ ETZ 250
13	Gordon RYAN	1:35.181	12:50:40.640	3	MZ ETZ 250
13	Gordon RYAN	1:34.781	12:52:15.421	4	MZ ETZ 250
13	Gordon RYAN	1:34.135	12:53:49.557	5	MZ ETZ 250

#### Leader History

NO	NAME	FROM LAP	LAPS LED	DISTANCE	VEHICLE
108	Ian KEEBLE	1	3	5.89 miles	MZ ETZ 250
13	Gordon RYAN	4	2	3.95 miles	MZ ETZ 250
108	Ian KEEBLE	6	2	3.95 miles	MZ ETZ 250

# BMCRC - MRO Championships 2021 - Rnd 5 @ Donington National

Chilton Motors 250MZs & Blue Haze GPF

## RACE 4 - STATISTICS

**CLASS : GPF**

13 Starters

### Fastest Lap History

NO	NAME	LAP TIME	TIME OF DAY	LAP	VEHICLE
15	Billy PERKINS	1:21.696	12:49:22.526	2	Yamaha TZR 250

### Leader History

NO	NAME	FROM LAP	LAPS LED	DISTANCE	VEHICLE
15	Billy PERKINS	1	7	13.81 miles	Yamaha TZR 250

# BMCRC - MRO Championships 2021 - Rnd 5 @ Donington National

## Chilton Motors 250MZs & Blue Haze GPF

### RACE 15 - GRID (7 Laps)

ROW 12	36	155	Richard LAMBOURNE	35	140	Matt ROBERTSON	34	64	Luke SCOFIELD	1:38.536
ROW 11				33	42	Alan WOOD	32	99	Paul FIRTH	1:32.120 1:32.029 1:28.627
ROW 10				30	67	Mark BAILEY	29	169	Mark ELLERAY	1:27.711 1:27.554 1:26.424
ROW 9				27	70	Andrew BURSCOUGH	26	14	Denis HALIL	1:24.992 1:24.992 1:24.499
ROW 8				24	122	Rik BALLERINI	23	4	James SEATH	1:23.935 1:22.531 1:21.696
ROW 7				21			20			
ROW 6				18	566	Michael WILBY	17	18	Sam PEARSON	1:47.253 1:39.628
ROW 5				15	49	Andy MARKS	14	3	Max MAUD	1:39.372 1:34.473 1:34.367
ROW 4				12	13	Gordon RYAN	11	46	Steve BRIGDEN	1:34.135 1:34.032 1:32.988
ROW 3				9	93	Max BARTLE	8	22	Simon FINCH	1:32.793 1:32.511 1:28.452
ROW 2				6	69	Alexander MANN	5	96	Chris KENT	1:28.376 1:28.065 1:28.057
ROW 1				3	75	Peter WOODALL	2	95	Christopher ROGERS	1:27.863 1:27.810 1:27.633
							1	85	Andrew WALES	
										<b>Pole</b>

These results are provisional until the conclusion of any judicial and technical matters.

Donington Park National  
Circuit Length = 1.9790 miles

Clerk Of Course :	Stewards :	Timekeeper :
-------------------	------------	--------------

Results can be found at [www.tsl-timing.com](http://www.tsl-timing.com)

Printed - 13:01 Saturday, 04 September 2021





**BMCRC - MRO Championships 2021 - Rnd 5 @ Donington National**

**Chilton Motors 250MZs & Blue Haze GPF**

**RACE 15 - CLASSIFICATION**

POS	NO	CL	PIC NAME	ENTRY	LAPS	TIME	GAP	DIFF	MPH	BEST	ON
1	15	GPF	1 Billy PERKINS	Yamaha TZR 250 - Ashford tarmac / Barking mad ab	7	10:22.435			79.90	1:20.876	2
2	81		1 Scott GRANT	MZ ETZ 250 - Katie, Mum and Dad	7	10:23.527	1.092	1.092	79.76	1:27.836	5
3	85		2 Andrew WALES	MZ ETZ 250 - Illuminated Design LTD	7	10:23.800	1.365	0.273	79.73	1:27.690	4
4	95		3 Christopher ROGERS	MZ ETZ 250 - CB Racing	7	10:24.365	1.930	0.565	79.65	1:27.746	5
5	96		4 Chris KENT	MZ ETZ 250 - Powder House Coatings Ltd	7	10:24.375	1.940	0.010	79.65	1:28.050	5
6	69		5 Alexander MANN	MZ TS 250 - HS RACING	7	10:24.459	2.024	0.084	79.64	1:28.045	5
7	32		6 John ASHMEAD	MZ ETZ 250 -	7	10:24.550	2.115	0.091	79.63	1:27.787	7
8	4	GPF	2 James SEATH	Aprilia RS250 - Ovenden Earthmoving	7	10:46.420	23.985	21.870	76.94	1:23.567	5
9	110	GPF	3 Mark HAIGH	Aprilia RS250 - Chesterfield Ceramic coatings/The T	7	10:46.506	24.071	0.086	76.93	1:23.200	7
10	70	GPF	4 Andrew BURSCOUGH	Yamaha YPVS 350 - Apollo/Merlin/Abbey/Martitaniur	7	10:53.472	31.037	6.966	76.11	1:24.976	4
11	14	GPF	5 Denis HALIL	Yamaha TZR 250 - D & A AUTOS	7	10:53.570	31.135	0.098	76.09	1:24.495	4
12	93		7 Max BARTLE	MZ ETZ 250 - Chilton Motors	7	10:58.716	36.281	5.146	75.50	1:32.500	7
13	22		8 Simon FINCH	MZ ETZ 250 - BlueCloud Projects Ltd	7	10:58.931	36.496	0.215	75.47	1:32.132	7
14	108	R	1 Ian KEEBLE	MZ ETZ 250 -	7	11:03.909	41.474	4.978	74.91	1:33.167	5
15	56		9 Russell TURNER	MZ ETZ 250 - TT Racing	7	11:04.542	42.107	0.633	74.84	1:33.545	3
16	3		10 Max MAUD	MZ ETZ 250 -	7	11:14.441	52.006	9.899	73.74	1:34.736	2
17	46		11 Steve BRIGDEN	MZ ETZ 250 - SLB Consulting Ltd	7	11:14.484	52.049	0.043	73.73	1:35.244	3
18	122	GPF	6 Rik BALLERINI	Suzuki RG570 - SCLS LTD, GECKO RACING, CAM	7	11:14.768	52.333	0.284	73.70	1:25.808	3
19	199	GPF	7 Michael FROST	Yamaha TZR250 -	7	11:20.117	57.682	5.349	73.12	1:27.575	2
20	142	GPF	8 Martin PEARSON	Yamaha TZR250 - Viking Inspection	7	11:24.969	1:02.534	4.852	72.61	1:28.837	6
21	67	GPF	9 Mark BAILEY	Yamaha TZR250 -	7	11:26.119	1:03.684	1.150	72.48	1:28.873	7
22	169	GPF	10 Mark ELLERAY	Yamaha TZR250 - Abbot Solutions Ltd	7	11:28.252	1:05.817	2.133	72.26	1:28.969	2
23	566		12 Michael WILBY	MZ ETZ 250 - Sziler UK	7	11:38.191	1:15.756	9.939	71.23	1:37.678	2
24	99	GPF	11 Paul FIRTH	Yamaha TZR 250 - Joanne Porter	7	11:50.856	1:28.421	12.665	69.96	1:32.720	6
25	94		13 John HAMILTON	MZ ETZ 250 -	7	11:58.271	1:35.836	7.415	69.24	1:40.914	2
26	49	R	2 Andy MARKS	MZ ETZ 250 - Kingpin Components	7	11:58.597	1:36.162	0.326	69.21	1:40.243	6
27	64	GPF	12 Luke SCOFIELD	Aprilia RS125 -	6	10:48.531	1 Lap	1 Lap	65.70	1:38.552	5

NOT CLASSIFIED

DNF	75		Peter WOODALL	MZ ETZ 250 - Online Lubricants	6	8:55.465	1 Lap		79.57	1:27.778	4
DNF	42	GPF	Alan WOOD	Suzuki RGV250 - J.Clubb Aggregates & Concrete	4	7:03.569	3 Laps	2 Laps	66.95	1:27.772	2
DNF	18	R	Sam PEARSON	MZ ETZ 250 -	4	7:18.452	3 Laps	14.883	64.68	1:47.396	4
DNF	13	R	Gordon RYAN	MZ ETZ 250 - Prism Work Psychology	1	1:41.206	6 Laps	3 Laps	69.04		

FASTEST LAP

15	GPF	Billy PERKINS	Yamaha TZR 250 - Ashford tarmac / Barking mad ab	2	1:20.876	88.09 mph	141.77 kph
85		Andrew WALES	MZ ETZ 250 - Illuminated Design LTD	4	1:27.690	81.24 mph	130.75 kph
108	R	Ian KEEBLE	MZ ETZ 250 -	5	1:33.167	76.47 mph	123.06 kph

Class GPF - 92.5% of Race Speed = 73.90 mph

Class - 92.5% of Race Speed = 73.77 mph

Class R - 92.5% of Race Speed = 69.29 mph

Donington Park National: 1.9790 miles

Race Distance: 7 Laps / 13.85 miles

Start: 16:26 Flag 16:37 End: 16:39

Weather / Track : Cloudy / Dry

These results are provisional until the conclusion of any judicial and technical matters.

Clerk Of Course :	Stewards :	Timekeeper :
-------------------	------------	--------------

Results can be found at [www.tsl-timing.com](http://www.tsl-timing.com)

Printed - 16:44 Saturday, 04 September 2021





# BMCRC - MRO Championships 2021 - Rnd 5 @ Donington National

## Chilton Motors 250MZs & Blue Haze GPF

### RACE 15 - LAP CHART

LAP 1 @ 16:28:21.549		
NO	BEHIND	LAP TIME
81		1:32.408
85	0.092	1:32.500
95	0.485	1:32.893
75	0.733	1:33.141
96	0.985	1:33.393
69	1.136	1:33.544
32	1.891	1:34.299
22	4.511	1:36.919
93	6.196	1:38.604
108	7.180	1:39.588
46	7.595	1:40.003
56	8.205	1:40.613
3	8.700	1:41.108
13	8.798	1:41.206
566	9.814	1:42.222
94	13.452	1:45.860
49	15.800	1:48.208
18	21.096	1:53.504
15	43.130	2:15.538
14	47.372	2:19.780
122	47.730	2:20.138
70	48.221	2:20.629
110	48.247	2:20.655
4	48.593	2:21.001
199	51.378	2:23.786
67	52.905	2:25.313
142	53.616	2:26.024
169	55.297	2:27.705
42	56.919	2:29.327
99	58.051	2:30.459
64	59.928	2:32.336

LAP 2 @ 16:29:49.960		
NO	BEHIND	LAP TIME
81		1:28.411
85	0.026	1:28.345
96	0.971	1:28.397
95	1.174	1:29.100
75	1.309	1:28.987
69	1.600	1:28.875
32	2.169	1:28.689
22	10.094	1:33.994
93	10.833	1:33.048
56	14.146	1:34.352
108	14.364	1:35.595
46	14.866	1:35.682
3	15.025	1:34.736
566	19.081	1:37.678
94	25.955	1:40.914
49	29.597	1:42.208
15	35.595	1:20.876
18	41.531	1:48.846
14	44.068	1:25.107
110	44.521	1:24.685
4	44.817	1:24.635
70	44.974	1:25.164
122	45.247	1:25.928
199	50.542	1:27.575
67	53.966	1:29.472
142	54.447	1:29.242
169	55.855	1:28.969
42	56.280	1:27.772

LAP 3 @ 16:31:19.112		
NO	BEHIND	LAP TIME
95		1:27.978
75	0.037	1:27.880
85	0.218	1:29.344
81	0.303	1:29.455
96	0.515	1:28.696
69	0.767	1:28.319
32	1.089	1:28.072
22	15.240	1:34.298
93	15.328	1:33.647
56	18.539	1:33.545
108	19.057	1:33.845
46	20.958	1:35.244
3	21.207	1:35.334
15	27.868	1:21.425
566	28.757	1:38.828
94	39.883	1:43.080
4	40.781	1:25.116
110	40.886	1:25.517
49	41.029	1:40.584
70	41.204	1:25.382
14	41.483	1:26.567
122	41.903	1:25.808
199	49.659	1:28.269
67	54.824	1:30.010
142	55.582	1:30.287
169	55.986	1:29.283
42	1:00.813	1:33.685
18	1:01.085	1:48.706
99	1:06.465	1:33.185
64	1:20.764	1:39.056

LAP 4 @ 16:32:46.927		
NO	BEHIND	LAP TIME
75		1:27.778
85	0.093	1:27.690
81	0.899	1:28.411
95	1.217	1:29.032
96	1.584	1:28.884
69	1.872	1:28.920
32	2.122	1:28.848
22	20.851	1:33.426
93	20.921	1:33.408
15	20.956	1:20.903
56	24.554	1:33.830
108	25.071	1:33.829
3	29.013	1:35.621
46	29.202	1:36.059
4	36.555	1:23.589
110	37.099	1:24.028
14	38.163	1:24.495
70	38.365	1:24.976
566	40.253	1:39.311
122	42.992	1:28.904
199	51.442	1:29.598
94	54.216	1:42.148
49	57.078	1:43.864
67	58.044	1:31.035
169	58.720	1:30.549
142	58.818	1:31.051

LAP 5 @ 16:34:15.562		
NO	BEHIND	LAP TIME
75		1:28.635
85	0.078	1:28.620
81	0.100	1:27.836
95	0.328	1:27.746
96	0.999	1:28.050
69	1.282	1:28.045
32	1.563	1:28.076
64	1 Lap	1:39.278
15	13.561	1:21.240
22	26.206	1:33.990
93	26.473	1:34.187
108	29.603	1:33.167
56	30.049	1:34.130
4	31.487	1:23.567
110	32.751	1:24.287
70	35.471	1:25.741
14	35.501	1:25.973
46	35.894	1:35.327
3	35.981	1:35.603
122	45.944	1:31.587
566	51.592	1:39.974
199	53.187	1:30.380
142	1:00.679	1:30.496
169	1:01.108	1:31.023
67	1:01.555	1:32.146
94	1:08.245	1:42.664
49	1:10.408	1:41.965
99	1:18.769	1:34.033

LAP 6 @ 16:35:44.143		
NO	BEHIND	LAP TIME
81		1:28.481
95	0.299	1:28.552
75	0.463	1:29.044
85	0.647	1:29.150
96	0.928	1:28.510
69	1.186	1:28.485
32	1.761	1:28.779
15	6.400	1:21.420
64	1 Lap	1:38.552
4	27.673	1:24.767
110	28.304	1:24.134
93	31.214	1:33.322
22	31.797	1:34.172
70	32.356	1:25.466
14	33.177	1:26.257
108	34.825	1:33.803
56	35.496	1:34.028
46	42.575	1:35.262
3	43.402	1:36.002
122	48.634	1:31.271
199	55.414	1:30.808
142	1:00.935	1:28.837
67	1:02.244	1:29.270
169	1:03.396	1:30.869
566	1:03.728	1:40.717
94	1:21.444	1:41.780
49	1:22.070	1:40.243

LAP 7 @ 16:37:11.576		
NO	BEHIND	LAP TIME
99	1:22.908	1:32.720
15		1:21.033
81	1.092	1:28.525
85	1.365	1:28.151
95	1.930	1:29.064
96	1.940	1:28.445
69	2.024	1:28.271
32	2.115	1:27.787
4	23.985	1:23.745
110	24.071	1:23.200
64	1 Lap	1:39.966
70	31.037	1:26.114
14	31.135	1:25.391
93	36.281	1:32.500
22	36.496	1:32.132
108	41.474	1:34.082
56	42.107	1:34.044
3	52.006	1:36.037
46	52.049	1:36.907
122	52.333	1:31.132
199	57.682	1:29.701
142	1:02.534	1:29.032
67	1:03.684	1:28.873
169	1:05.817	1:29.854
566	1:15.756	1:39.461
99	1:28.421	1:32.946
94	1:35.836	1:41.825
49	1:36.162	1:41.525

Weather / Track : Cloudy / Dry

Donington Park National  
 Circuit Length = 1.9790 miles  
 Start: 16:26 Flag 16:37 End: 16:39

# BMCRC - MRO Championships 2021 - Rnd 5 @ Donington National

## Chilton Motors 250MZs & Blue Haze GPF

### RACE 15 - SECTOR ANALYSIS



SECTOR 1 = FL to I1, SECTOR 2 = I1 to FL, DIFF = Difference To Personal Best Lap, P = Crossed Finish Line in Pit Lane, D = Time Disallowed

P1 15 GPF		Billy PERKINS		Yamaha TZR 250 - Ashford tarmac / Barking mad about Animals		
IDEAL LAP TIME : 1:20.567		BEST LAP TIME : 1:20.876		DIFFERENCE : 0.309		
LAP	SECTOR 1	SECTOR 2	LAP TIME	MPH	DIFF	TIME OF DAY
1 -		28.562	2:15.538	52.56	54.662	16:29:04.679
2 -	52.472	<b>28.404</b>	<b>1:20.876 (1)</b>	<b>88.09</b>		<b>16:30:25.555</b>
3 -	52.797	28.628	1:21.425	87.49	0.549	16:31:46.980
4 -	<b>52.163</b>	28.740	1:20.903 (2)	88.06	0.027	16:33:07.883
5 -	52.705	28.535	1:21.240	87.69	0.364	16:34:29.123
6 -	52.848	28.572	1:21.420	87.50	0.544	16:35:50.543
7 -	52.396	28.637	1:21.033 (3)	87.92	0.157	16:37:11.576

P2 81		Scott GRANT		MZ ETZ 250 - Katie, Mum and Dad		
IDEAL LAP TIME : 1:27.536		BEST LAP TIME : 1:27.836		DIFFERENCE : 0.300		
LAP	SECTOR 1	SECTOR 2	LAP TIME	MPH	DIFF	TIME OF DAY
1 -		<b>30.826</b>	1:32.408	77.09	4.572	16:28:21.549
2 -	57.366	31.045	1:28.411 (2)	80.58	0.575	16:29:49.960
3 -	57.948	31.507	1:29.455	79.64	1.619	16:31:19.415
4 -	57.507	30.904	1:28.411 (2)	80.58	0.575	16:32:47.826
5 -	<b>56.710</b>	31.126	<b>1:27.836 (1)</b>	<b>81.11</b>		<b>16:34:15.662</b>
6 -	57.437	31.044	1:28.481	80.52	0.645	16:35:44.143
7 -	57.324	31.201	1:28.525	80.48	0.689	16:37:12.668

P3 85		Andrew WALES		MZ ETZ 250 - Illuminated Design LTD		
IDEAL LAP TIME : 1:27.690		BEST LAP TIME : 1:27.690		DIFFERENCE : 0.000		
LAP	SECTOR 1	SECTOR 2	LAP TIME	MPH	DIFF	TIME OF DAY
1 -		30.838	1:32.500	77.02	4.810	16:28:21.641
2 -	57.161	31.184	1:28.345 (3)	80.64	0.655	16:29:49.986
3 -	57.826	31.518	1:29.344	79.74	1.654	16:31:19.330
4 -	<b>57.070</b>	<b>30.620</b>	<b>1:27.690 (1)</b>	<b>81.24</b>		<b>16:32:47.020</b>
5 -	57.363	31.257	1:28.620	80.39	0.930	16:34:15.640
6 -	58.225	30.925	1:29.150	79.91	1.460	16:35:44.790
7 -	57.127	31.024	1:28.151 (2)	80.82	0.461	16:37:12.941

P4 95		Christopher ROGERS		MZ ETZ 250 - CB Racing		
IDEAL LAP TIME : 1:27.394		BEST LAP TIME : 1:27.746		DIFFERENCE : 0.352		
LAP	SECTOR 1	SECTOR 2	LAP TIME	MPH	DIFF	TIME OF DAY
1 -		31.431	1:32.893	76.69	5.147	16:28:22.034
2 -	57.856	31.244	1:29.100	79.96	1.354	16:29:51.134
3 -	57.099	<b>30.879</b>	1:27.978 (2)	80.98	0.232	16:31:19.112
4 -	58.090	30.942	1:29.032	80.02	1.286	16:32:48.144
5 -	<b>56.515</b>	31.231	<b>1:27.746 (1)</b>	<b>81.19</b>		<b>16:34:15.890</b>
6 -	57.583	30.969	1:28.552 (3)	80.45	0.806	16:35:44.442
7 -	57.014	32.050	1:29.064	79.99	1.318	16:37:13.506

P5 96		Chris KENT		MZ ETZ 250 - Powder House Coatings Ltd		
IDEAL LAP TIME : 1:27.723		BEST LAP TIME : 1:28.050		DIFFERENCE : 0.327		
LAP	SECTOR 1	SECTOR 2	LAP TIME	MPH	DIFF	TIME OF DAY
1 -		31.409	1:33.393	76.28	5.343	16:28:22.534
2 -	57.138	31.259	1:28.397 (2)	80.59	0.347	16:29:50.931
3 -	57.560	31.136	1:28.696	80.32	0.646	16:31:19.627
4 -	57.880	<b>31.004</b>	1:28.884	80.15	0.834	16:32:48.511
5 -	<b>56.719</b>	31.331	<b>1:28.050 (1)</b>	<b>80.91</b>		<b>16:34:15.561</b>
6 -	57.305	31.205	1:28.510	80.49	0.460	16:35:45.071
7 -	57.040	31.405	1:28.445 (3)	80.55	0.395	16:37:13.516

Weather / Track : Cloudy / Dry

Donington Park National  
 Circuit Length = 1.9790 miles  
 Start: 16:26 Flag 16:37 End: 16:39

# BMCRC - MRO Championships 2021 - Rnd 5 @ Donington National

## Chilton Motors 250MZs & Blue Haze GPF

### RACE 15 - SECTOR ANALYSIS



SECTOR 1 = FL to I1, SECTOR 2 = I1 to FL, DIFF = Difference To Personal Best Lap, P = Crossed Finish Line in Pit Lane, D = Time Disallowed

P6 69		Alexander MANN		MZ TS 250 - HS RACING		
IDEAL LAP TIME : 1:27.726		BEST LAP TIME : 1:28.045		DIFFERENCE : 0.319		
LAP	SECTOR 1	SECTOR 2	LAP TIME	MPH	DIFF	TIME OF DAY
1 -		31.460	1:33.544	76.16	5.499	16:28:22.685
2 -	57.571	31.304	1:28.875	80.16	0.830	16:29:51.560
3 -	57.237	<b>31.082</b>	1:28.319 (3)	80.66	0.274	16:31:19.879
4 -	57.750	31.170	1:28.920	80.12	0.875	16:32:48.799
5 -	<b>56.644</b>	31.401	<b>1:28.045 (1)</b>	<b>80.92</b>		<b>16:34:16.844</b>
6 -	57.254	31.231	1:28.485	80.51	0.440	16:35:45.329
7 -	56.899	31.372	1:28.271 (2)	80.71	0.226	16:37:13.600

P7 32		John ASHMEAD		MZ ETZ 250 -		
IDEAL LAP TIME : 1:27.787		BEST LAP TIME : 1:27.787		DIFFERENCE : 0.000		
LAP	SECTOR 1	SECTOR 2	LAP TIME	MPH	DIFF	TIME OF DAY
1 -		32.006	1:34.299	75.55	6.512	16:28:23.440
2 -	57.231	31.458	1:28.689	80.33	0.902	16:29:52.129
3 -	56.880	31.192	1:28.072 (2)	80.89	0.285	16:31:20.201
4 -	57.617	31.231	1:28.848	80.18	1.061	16:32:49.049
5 -	56.738	31.338	1:28.076 (3)	80.89	0.289	16:34:17.125
6 -	57.306	31.473	1:28.779	80.25	0.992	16:35:45.904
7 -	<b>56.628</b>	<b>31.159</b>	<b>1:27.787 (1)</b>	<b>81.15</b>		<b>16:37:13.691</b>

P8 4 GPF		James SEATH		Aprilia RS250 - Ovenden Earthmoving		
IDEAL LAP TIME : 1:23.127		BEST LAP TIME : 1:23.567		DIFFERENCE : 0.440		
LAP	SECTOR 1	SECTOR 2	LAP TIME	MPH	DIFF	TIME OF DAY
1 -		29.811	2:21.001	50.52	57.434	16:29:10.142
2 -	55.344	<b>29.291</b>	1:24.635	84.18	1.068	16:30:34.777
3 -	55.765	29.351	1:25.116	83.70	1.549	16:31:59.893
4 -	54.194	29.395	1:23.589 (2)	85.23	0.022	16:33:23.482
5 -	53.993	29.574	<b>1:23.567 (1)</b>	<b>85.25</b>		<b>16:34:47.049</b>
6 -	55.083	29.684	1:24.767	84.04	1.200	16:36:11.816
7 -	<b>53.836</b>	29.909	1:23.745 (3)	85.07	0.178	16:37:35.561

P9 110 GPF		Mark HAIGH		Aprilia RS250 - Chesterfield Ceramic coatings/The Tuning Work		
IDEAL LAP TIME : 1:23.124		BEST LAP TIME : 1:23.200		DIFFERENCE : 0.076		
LAP	SECTOR 1	SECTOR 2	LAP TIME	MPH	DIFF	TIME OF DAY
1 -		30.197	2:20.655	50.65	57.455	16:29:09.796
2 -	54.852	29.833	1:24.685	84.13	1.485	16:30:34.481
3 -	55.661	29.856	1:25.517	83.31	2.317	16:31:59.998
4 -	54.256	<b>29.772</b>	1:24.028 (2)	84.78	0.828	16:33:24.026
5 -	54.189	30.098	1:24.287	84.52	1.087	16:34:48.313
6 -	54.155	29.979	1:24.134 (3)	84.68	0.934	16:36:12.447
7 -	<b>53.352</b>	29.848	<b>1:23.200 (1)</b>	<b>85.63</b>		<b>16:37:35.647</b>

P10 70 GPF		Andrew BURSCOUGH		Yamaha YPVS 350 - Apollo/Merlin/Abbey/Martitanium		
IDEAL LAP TIME : 1:24.445		BEST LAP TIME : 1:24.976		DIFFERENCE : 0.531		
LAP	SECTOR 1	SECTOR 2	LAP TIME	MPH	DIFF	TIME OF DAY
1 -		29.813	2:20.629	50.66	55.653	16:29:09.770
2 -	55.409	29.755	1:25.164 (2)	83.65	0.188	16:30:34.934
3 -	55.763	<b>29.619</b>	1:25.382 (3)	83.44	0.406	16:32:00.316
4 -	<b>54.826</b>	30.150	<b>1:24.976 (1)</b>	<b>83.84</b>		<b>16:33:25.292</b>
5 -	54.970	30.771	1:25.741	83.09	0.765	16:34:51.033
6 -	55.635	29.831	1:25.466	83.36	0.490	16:36:16.499
7 -	55.588	30.526	1:26.114	82.73	1.138	16:37:42.613

Weather / Track : Cloudy / Dry

Donington Park National  
Circuit Length = 1.9790 miles  
Start: 16:26 Flag 16:37 End: 16:39

# BMCRC - MRO Championships 2021 - Rnd 5 @ Donington National

## Chilton Motors 250MZs & Blue Haze GPF

### RACE 15 - SECTOR ANALYSIS



SECTOR 1 = FL to I1, SECTOR 2 = I1 to FL, DIFF = Difference To Personal Best Lap, P = Crossed Finish Line in Pit Lane, D = Time Disallowed

P11 14 GPF		Denis HALIL		Yamaha TZR 250 - D & A AUTOS		
IDEAL LAP TIME : 1:24.364		BEST LAP TIME : 1:24.495		DIFFERENCE : 0.131		
LAP	SECTOR 1	SECTOR 2	LAP TIME	MPH	DIFF	TIME OF DAY
1 -		29.851	2:19.780	50.97	55.285	16:29:08.921
2 -	55.356	29.751	1:25.107 (2)	83.71	0.612	16:30:34.028
3 -	56.913	29.654	1:26.567	82.30	2.072	16:32:00.595
4 -	54.928	<b>29.567</b>	<b>1:24.495 (1)</b>	<b>84.32</b>		<b>16:33:25.090</b>
5 -	<b>54.797</b>	31.176	1:25.973	82.87	1.478	16:34:51.063
6 -	55.882	30.375	1:26.257	82.59	1.762	16:36:17.320
7 -	55.036	30.355	1:25.391 (3)	83.43	0.896	16:37:42.711

P12 93		Max BARTLE		MZ ETZ 250 - Chilton Motors		
IDEAL LAP TIME : 1:32.242		BEST LAP TIME : 1:32.500		DIFFERENCE : 0.258		
LAP	SECTOR 1	SECTOR 2	LAP TIME	MPH	DIFF	TIME OF DAY
1 -		33.083	1:38.604	72.25	6.104	16:28:27.745
2 -	59.932	33.116	1:33.048 (2)	76.56	0.548	16:30:00.793
3 -	1:00.931	32.716	1:33.647	76.07	1.147	16:31:34.440
4 -	1:00.836	<b>32.572</b>	1:33.408	76.27	0.908	16:33:07.848
5 -	1:01.164	33.023	1:34.187	75.64	1.687	16:34:42.035
6 -	1:00.328	32.994	1:33.322 (3)	76.34	0.822	16:36:15.357
7 -	<b>59.670</b>	32.830	<b>1:32.500 (1)</b>	<b>77.02</b>		<b>16:37:47.857</b>

P13 22		Simon FINCH		MZ ETZ 250 - BlueCloud Projects Ltd		
IDEAL LAP TIME : 1:32.025		BEST LAP TIME : 1:32.132		DIFFERENCE : 0.107		
LAP	SECTOR 1	SECTOR 2	LAP TIME	MPH	DIFF	TIME OF DAY
1 -		<b>32.580</b>	1:36.919	73.51	4.787	16:28:26.060
2 -	1:00.931	33.063	1:33.994	75.79	1.862	16:30:00.054
3 -	1:01.535	32.763	1:34.298	75.55	2.166	16:31:34.352
4 -	1:00.691	32.735	1:33.426 (2)	76.25	1.294	16:33:07.778
5 -	1:01.397	32.593	1:33.990 (3)	75.80	1.858	16:34:41.768
6 -	1:00.934	33.238	1:34.172	75.65	2.040	16:36:15.940
7 -	<b>59.445</b>	32.687	<b>1:32.132 (1)</b>	<b>77.33</b>		<b>16:37:48.072</b>

P14 108 R		Ian KEEBLE		MZ ETZ 250 -		
IDEAL LAP TIME : 1:33.167		BEST LAP TIME : 1:33.167		DIFFERENCE : 0.000		
LAP	SECTOR 1	SECTOR 2	LAP TIME	MPH	DIFF	TIME OF DAY
1 -		33.294	1:39.588	71.54	6.421	16:28:28.729
2 -	1:01.310	34.285	1:35.595	74.52	2.428	16:30:04.324
3 -	1:01.007	32.838	1:33.845	75.91	0.678	16:31:38.169
4 -	1:01.293	32.536	1:33.829 (3)	75.93	0.662	16:33:11.998
5 -	<b>1:00.699</b>	<b>32.468</b>	<b>1:33.167 (1)</b>	<b>76.47</b>		<b>16:34:45.165</b>
6 -	1:01.149	32.654	1:33.803 (2)	75.95	0.636	16:36:18.968
7 -	1:00.953	33.129	1:34.082	75.72	0.915	16:37:53.050

P15 56		Russell TURNER		MZ ETZ 250 - TT Racing		
IDEAL LAP TIME : 1:33.545		BEST LAP TIME : 1:33.545		DIFFERENCE : 0.000		
LAP	SECTOR 1	SECTOR 2	LAP TIME	MPH	DIFF	TIME OF DAY
1 -		33.192	1:40.613	70.81	7.068	16:28:29.754
2 -	1:00.973	33.379	1:34.352	75.51	0.807	16:30:04.106
3 -	<b>1:00.818</b>	<b>32.727</b>	<b>1:33.545 (1)</b>	<b>76.16</b>		<b>16:31:37.651</b>
4 -	1:00.856	32.974	1:33.830 (2)	75.93	0.285	16:33:11.481
5 -	1:00.955	33.175	1:34.130	75.68	0.585	16:34:45.611
6 -	1:01.195	32.833	1:34.028 (3)	75.77	0.483	16:36:19.639
7 -	1:00.893	33.151	1:34.044	75.75	0.499	16:37:53.683

Weather / Track : Cloudy / Dry

Donington Park National  
 Circuit Length = 1.9790 miles  
 Start: 16:26 Flag 16:37 End: 16:39

# BMCRC - MRO Championships 2021 - Rnd 5 @ Donington National

## Chilton Motors 250MZs & Blue Haze GPF

### RACE 15 - SECTOR ANALYSIS



SECTOR 1 = FL to I1, SECTOR 2 = I1 to FL, DIFF = Difference To Personal Best Lap, P = Crossed Finish Line in Pit Lane, D = Time Disallowed

P16 3		Max MAUD		MZ ETZ 250 -		
IDEAL LAP TIME : 1:34.736		BEST LAP TIME : 1:34.736		DIFFERENCE : 0.000		
LAP	SECTOR 1	SECTOR 2	LAP TIME	MPH	DIFF	TIME OF DAY
1 -		33.918	1:41.108	70.46	6.372	16:28:30.249
2 -	<b>1:00.833</b>	<b>33.903</b>	<b>1:34.736 (1)</b>	<b>75.20</b>		<b>16:30:04.985</b>
3 -	1:01.190	34.144	1:35.334 (2)	74.73	0.598	16:31:40.319
4 -	1:01.444	34.177	1:35.621	74.50	0.885	16:33:15.940
5 -	1:01.666	33.937	1:35.603 (3)	74.52	0.867	16:34:51.543
6 -	1:02.068	33.934	1:36.002	74.21	1.266	16:36:27.545
7 -	1:01.517	34.520	1:36.037	74.18	1.301	16:38:03.582

P17 46		Steve BRIGDEN		MZ ETZ 250 - SLB Consulting Ltd		
IDEAL LAP TIME : 1:34.455		BEST LAP TIME : 1:35.244		DIFFERENCE : 0.789		
LAP	SECTOR 1	SECTOR 2	LAP TIME	MPH	DIFF	TIME OF DAY
1 -		<b>33.167</b>	1:40.003	71.24	4.759	16:28:29.144
2 -	<b>1:01.288</b>	34.394	1:35.682	74.46	0.438	16:30:04.826
3 -	1:01.613	33.631	<b>1:35.244 (1)</b>	<b>74.80</b>		<b>16:31:40.070</b>
4 -	1:02.076	33.983	1:36.059	74.16	0.815	16:33:16.129
5 -	1:01.801	33.526	1:35.327 (3)	74.73	0.083	16:34:51.456
6 -	1:01.853	33.409	1:35.262 (2)	74.78	0.018	16:36:26.718
7 -	1:02.687	34.220	1:36.907	73.52	1.663	16:38:03.625

P18 122 GPF		Rik BALLERINI		Suzuki RG570 - SCLS LTD, GECKO RACING, CAMBRIDGE MK		
IDEAL LAP TIME : 1:25.603		BEST LAP TIME : 1:25.808		DIFFERENCE : 0.205		
LAP	SECTOR 1	SECTOR 2	LAP TIME	MPH	DIFF	TIME OF DAY
1 -		29.849	2:20.138	50.84	54.330	16:29:09.279
2 -	56.356	<b>29.572</b>	1:25.928 (2)	82.91	0.120	16:30:35.207
3 -	<b>56.031</b>	29.777	<b>1:25.808 (1)</b>	<b>83.03</b>		<b>16:32:01.015</b>
4 -	56.679	32.225	1:28.904 (3)	80.13	3.096	16:33:29.919
5 -	1:00.147	31.440	1:31.587	77.79	5.779	16:35:01.506
6 -	1:00.216	31.055	1:31.271	78.06	5.463	16:36:32.777
7 -	58.585	32.547	1:31.132	78.17	5.324	16:38:03.909

P19 199 GPF		Michael FROST		Yamaha TZR250 -		
IDEAL LAP TIME : 1:27.370		BEST LAP TIME : 1:27.575		DIFFERENCE : 0.205		
LAP	SECTOR 1	SECTOR 2	LAP TIME	MPH	DIFF	TIME OF DAY
1 -		<b>30.587</b>	2:23.786	49.55	56.211	16:29:12.927
2 -	<b>56.783</b>	30.792	<b>1:27.575 (1)</b>	<b>81.35</b>		<b>16:30:40.502</b>
3 -	57.183	31.086	1:28.269 (2)	80.71	0.694	16:32:08.771
4 -	57.813	31.785	1:29.598 (3)	79.51	2.023	16:33:38.369
5 -	58.254	32.126	1:30.380	78.82	2.805	16:35:08.749
6 -	59.403	31.405	1:30.808	78.45	3.233	16:36:39.557
7 -	57.950	31.751	1:29.701	79.42	2.126	16:38:09.258

P20 142 GPF		Martin PEARSON		Yamaha TZR250 - Viking Inspection		
IDEAL LAP TIME : 1:28.460		BEST LAP TIME : 1:28.837		DIFFERENCE : 0.377		
LAP	SECTOR 1	SECTOR 2	LAP TIME	MPH	DIFF	TIME OF DAY
1 -		31.574	2:26.024	48.79	57.187	16:29:15.165
2 -	<b>57.640</b>	31.602	1:29.242 (3)	79.83	0.405	16:30:44.407
3 -	58.392	31.895	1:30.287	78.91	1.450	16:32:14.694
4 -	59.120	31.931	1:31.051	78.24	2.214	16:33:45.745
5 -	59.378	31.118	1:30.496	78.72	1.659	16:35:16.241
6 -	58.017	<b>30.820</b>	<b>1:28.837 (1)</b>	<b>80.19</b>		<b>16:36:45.078</b>
7 -	58.017	31.015	1:29.032 (2)	80.02	0.195	16:38:14.110

Weather / Track : Cloudy / Dry

Donington Park National  
 Circuit Length = 1.9790 miles  
 Start: 16:26 Flag 16:37 End: 16:39

# BMCRC - MRO Championships 2021 - Rnd 5 @ Donington National

## Chilton Motors 250MZs & Blue Haze GPF

### RACE 15 - SECTOR ANALYSIS



SECTOR 1 = FL to I1, SECTOR 2 = I1 to FL, DIFF = Difference To Personal Best Lap, P = Crossed Finish Line in Pit Lane, D = Time Disallowed

P21 67 GPF		Mark BAILEY		Yamaha TZR250 -		
IDEAL LAP TIME : 1:28.679		BEST LAP TIME : 1:28.873		DIFFERENCE : 0.194		
LAP	SECTOR 1	SECTOR 2	LAP TIME	MPH	DIFF	TIME OF DAY
1 -		31.146	2:25.313	49.02	56.440	16:29:14.454
2 -	57.868	31.604	1:29.472 (3)	79.62	0.599	16:30:43.926
3 -	58.402	31.608	1:30.010	79.15	1.137	16:32:13.936
4 -	59.586	31.449	1:31.035	78.26	2.162	16:33:44.971
5 -	1:00.643	31.503	1:32.146	77.31	3.273	16:35:17.117
6 -	<b>57.684</b>	31.586	1:29.270 (2)	79.81	0.397	16:36:46.387
7 -	57.878	<b>30.995</b>	<b>1:28.873 (1)</b>	<b>80.16</b>		<b>16:38:15.260</b>

P22 169 GPF		Mark ELLERAY		Yamaha TZR250 - Abbot Solutions Ltd		
IDEAL LAP TIME : 1:28.969		BEST LAP TIME : 1:28.969		DIFFERENCE : 0.000		
LAP	SECTOR 1	SECTOR 2	LAP TIME	MPH	DIFF	TIME OF DAY
1 -		31.345	2:27.705	48.23	58.736	16:29:16.846
2 -	<b>57.701</b>	<b>31.268</b>	<b>1:28.969 (1)</b>	<b>80.08</b>		<b>16:30:45.815</b>
3 -	57.804	31.479	1:29.283 (2)	79.79	0.314	16:32:15.098
4 -	58.611	31.938	1:30.549	78.68	1.580	16:33:45.647
5 -	59.149	31.874	1:31.023	78.27	2.054	16:35:16.670
6 -	58.557	32.312	1:30.869	78.40	1.900	16:36:47.539
7 -	58.205	31.649	1:29.854 (3)	79.29	0.885	16:38:17.393

P23 566		Michael WILBY		MZ ETZ 250 - Sziler UK		
IDEAL LAP TIME : 1:36.419		BEST LAP TIME : 1:37.678		DIFFERENCE : 1.259		
LAP	SECTOR 1	SECTOR 2	LAP TIME	MPH	DIFF	TIME OF DAY
1 -		<b>33.780</b>	1:42.222	69.69	4.544	16:28:31.363
2 -	<b>1:02.639</b>	35.039	<b>1:37.678 (1)</b>	<b>72.94</b>		<b>16:30:09.041</b>
3 -	1:04.204	34.624	1:38.828 (2)	72.09	1.150	16:31:47.869
4 -	1:04.852	34.459	1:39.311 (3)	71.74	1.633	16:33:27.180
5 -	1:04.952	35.022	1:39.974	71.26	2.296	16:35:07.154
6 -	1:05.492	35.225	1:40.717	70.73	3.039	16:36:47.871
7 -	1:04.483	34.978	1:39.461	71.63	1.783	16:38:27.332

P24 99 GPF		Paul FIRTH		Yamaha TZR 250 - Joanne Porter		
IDEAL LAP TIME : 1:32.606		BEST LAP TIME : 1:32.720		DIFFERENCE : 0.114		
LAP	SECTOR 1	SECTOR 2	LAP TIME	MPH	DIFF	TIME OF DAY
1 -		32.558	2:30.459	47.35	57.739	16:29:19.600
2 -	1:00.504	32.288	1:32.792 (2)	76.78	0.072	16:30:52.392
3 -	1:00.901	<b>32.284</b>	1:33.185	76.45	0.465	16:32:25.577
4 -	1:01.855	32.866	1:34.721	75.21	2.001	16:34:00.298
5 -	1:01.535	32.498	1:34.033	75.76	1.313	16:35:34.331
6 -	<b>1:00.322</b>	32.398	<b>1:32.720 (1)</b>	<b>76.84</b>		<b>16:37:07.051</b>
7 -	1:00.563	32.383	1:32.946 (3)	76.65	0.226	16:38:39.997

P25 94		John HAMILTON		MZ ETZ 250 -		
IDEAL LAP TIME : 1:40.441		BEST LAP TIME : 1:40.914		DIFFERENCE : 0.473		
LAP	SECTOR 1	SECTOR 2	LAP TIME	MPH	DIFF	TIME OF DAY
1 -		<b>34.625</b>	1:45.860	67.30	4.946	16:28:35.001
2 -	1:05.957	34.957	<b>1:40.914 (1)</b>	<b>70.60</b>		<b>16:30:15.915</b>
3 -	1:06.616	36.464	1:43.080	69.11	2.166	16:31:58.995
4 -	1:05.980	36.168	1:42.148	69.74	1.234	16:33:41.143
5 -	1:07.719	34.945	1:42.664	69.39	1.750	16:35:23.807
6 -	<b>1:05.816</b>	35.964	1:41.780 (2)	70.00	0.866	16:37:05.587
7 -	1:05.935	35.890	1:41.825 (3)	69.96	0.911	16:38:47.412

Weather / Track : Cloudy / Dry

Donington Park National  
Circuit Length = 1.9790 miles  
Start: 16:26 Flag 16:37 End: 16:39

# BMCRC - MRO Championships 2021 - Rnd 5 @ Donington National

## Chilton Motors 250MZs & Blue Haze GPF

### RACE 15 - SECTOR ANALYSIS



SECTOR 1 = FL to I1, SECTOR 2 = I1 to FL, DIFF = Difference To Personal Best Lap, P = Crossed Finish Line in Pit Lane, D = Time Disallowed

LAP	SECTOR 1	SECTOR 2	LAP TIME	MPH	DIFF	TIME OF DAY
<b>P26 49 R Andy MARKS</b> MZ ETZ 250 - Kingpin Components						
IDEAL LAP TIME : 1:40.236		BEST LAP TIME : 1:40.243		DIFFERENCE : 0.007		
1 -		35.992	1:48.208	65.84	7.965	16:28:37.349
2 -	1:06.603	35.605	1:42.208	69.70	1.965	16:30:19.557
3 -	<b>1:05.082</b>	35.502	1:40.584 (2)	70.83	0.341	16:32:00.141
4 -	1:07.171	36.693	1:43.864	68.59	3.621	16:33:44.005
5 -	1:06.286	35.679	1:41.965	69.87	1.722	16:35:25.970
6 -	1:05.089	<b>35.154</b>	<b>1:40.243 (1)</b>	<b>71.07</b>		<b>16:37:06.213</b>
7 -	1:05.279	36.246	1:41.525 (3)	70.17	1.282	16:38:47.738
<b>P27 64 GPF Luke SCOFIELD</b> Aprilia RS125 -						
IDEAL LAP TIME : 1:37.942		BEST LAP TIME : 1:38.552		DIFFERENCE : 0.610		
1 -		34.751	2:32.336	46.76	53.784	16:29:21.477
2 -	1:04.433	34.910	1:39.343	71.71	0.791	16:31:00.820
3 -	1:04.644	34.412	1:39.056 (2)	71.92	0.504	16:32:39.876
4 -	1:05.102	<b>34.176</b>	1:39.278 (3)	71.76	0.726	16:34:19.154
5 -	<b>1:03.766</b>	34.786	<b>1:38.552 (1)</b>	<b>72.29</b>		<b>16:35:57.706</b>
6 -	1:04.637	35.329	1:39.966	71.27	1.414	16:37:37.672
<b>P28 75 Peter WOODALL</b> MZ ETZ 250 - Online Lubricants						
IDEAL LAP TIME : 1:27.735		BEST LAP TIME : 1:27.778		DIFFERENCE : 0.043		
1 -		31.380	1:33.141	76.49	5.363	16:28:22.282
2 -	57.763	31.224	1:28.987	80.06	1.209	16:29:51.269
3 -	<b>56.830</b>	31.050	1:27.880 (2)	81.07	0.102	16:31:19.149
4 -	56.873	<b>30.905</b>	<b>1:27.778 (1)</b>	<b>81.16</b>		<b>16:32:46.927</b>
5 -	57.360	31.275	1:28.635 (3)	80.38	0.857	16:34:15.562
6 -	58.008	31.036	1:29.044	80.01	1.266	16:35:44.606
<b>P29 42 GPF Alan WOOD</b> Suzuki RGV250 - J.Clubb Aggregates & Concrete						
IDEAL LAP TIME : 1:27.772		BEST LAP TIME : 1:27.772		DIFFERENCE : 0.000		
1 -		31.021	2:29.327	47.71	1:01.555	16:29:18.468
2 -	<b>56.979</b>	<b>30.793</b>	<b>1:27.772 (1)</b>	<b>81.17</b>		<b>16:30:46.240</b>
3 -	1:02.564	31.121	1:33.685 (3)	76.04	5.913	16:32:19.925
4 -	1:00.975	31.810	1:32.785 (2)	76.78	5.013	16:33:52.710
<b>P30 18 R Sam PEARSON</b> MZ ETZ 250 -						
IDEAL LAP TIME : 1:47.396		BEST LAP TIME : 1:47.396		DIFFERENCE : 0.000		
1 -		37.526	1:53.504	62.76	6.108	16:28:42.645
2 -	1:10.971	37.875	1:48.846 (3)	65.45	1.450	16:30:31.491
3 -	1:10.863	37.843	1:48.706 (2)	65.54	1.310	16:32:20.197
4 -	<b>1:09.882</b>	<b>37.514</b>	<b>1:47.396 (1)</b>	<b>66.33</b>		<b>16:34:07.593</b>
<b>P31 13 R Gordon RYAN</b> MZ ETZ 250 - Prism Work Psychology						
IDEAL LAP TIME :		BEST LAP TIME :		DIFFERENCE :		
1 -		<b>33.295</b>	1:41.206	70.39		16:28:30.347

Weather / Track : Cloudy / Dry

Donington Park National  
Circuit Length = 1.9790 miles  
Start: 16:26 Flag 16:37 End: 16:39

# BMCRC - MRO Championships 2021 - Rnd 5 @ Donington National

## Chilton Motors 250MZs & Blue Haze GPF

### RACE 15 - BEST SECTORS

SECTOR 1			SECTOR 2			IDEAL / BEST COMPARISON						
POS	NO	NAME	TIME	NO	NAME	TIME	POS	NO	NAME	IDEAL	BEST	DIFF
									<b>PERFECT LAP</b>	<b>1:20.567</b>		
1	15	PERKINS	52.163	15	PERKINS	28.404	1	15	PERKINS	1:20.567	1:20.876	0.309
2	110	HAIGH	53.352	4	SEATH	29.291	2	110	HAIGH	1:23.124	1:23.200	0.076
3	4	SEATH	53.836	14	HALIL	29.567	3	4	SEATH	1:23.127	1:23.567	0.440
4	14	HALIL	54.797	122	BALLERINI	29.572	4	14	HALIL	1:24.364	1:24.495	0.131
5	70	BURSCOUGH	54.826	70	BURSCOUGH	29.619	5	70	BURSCOUGH	1:24.445	1:24.976	0.531
6	122	BALLERINI	56.031	110	HAIGH	29.772	6	122	BALLERINI	1:25.603	1:25.808	0.205
7	95	ROGERS	56.515	199	FROST	30.587	7	199	FROST	1:27.370	1:27.575	0.205
8	32	ASHMEAD	56.628	85	WALES	30.620	8	95	ROGERS	1:27.394	1:27.746	0.352
9	69	MANN	56.644	42	WOOD	30.793	9	81	GRANT	1:27.536	1:27.836	0.300
10	81	GRANT	56.710	142	PEARSON	30.820	10	85	WALES	1:27.690	1:27.690	0.000
11	96	KENT	56.719	81	GRANT	30.826	11	96	KENT	1:27.723	1:28.050	0.327
12	199	FROST	56.783	95	ROGERS	30.879	12	69	MANN	1:27.726	1:28.045	0.319
13	75	WOODALL	56.830	75	WOODALL	30.905	13	75	WOODALL	1:27.735	1:27.778	0.043
14	42	WOOD	56.979	67	BAILEY	30.995	14	42	WOOD	1:27.772	1:27.772	0.000
15	85	WALES	57.070	96	KENT	31.004	15	32	ASHMEAD	1:27.787	1:27.787	0.000
16	142	PEARSON	57.640	69	MANN	31.082	16	142	PEARSON	1:28.460	1:28.837	0.377
17	67	BAILEY	57.684	32	ASHMEAD	31.159	17	67	BAILEY	1:28.679	1:28.873	0.194
18	169	ELLERAY	57.701	169	ELLERAY	31.268	18	169	ELLERAY	1:28.969	1:28.969	0.000
19	22	FINCH	59.445	99	FIRTH	32.284	19	22	FINCH	1:32.025	1:32.132	0.107
20	93	BARTLE	59.670	108	KEEBLE	32.468	20	93	BARTLE	1:32.242	1:32.500	0.258
21	99	FIRTH	1:00.322	93	BARTLE	32.572	21	99	FIRTH	1:32.606	1:32.720	0.114
22	108	KEEBLE	1:00.699	22	FINCH	32.580	22	108	KEEBLE	1:33.167	1:33.167	0.000
23	56	TURNER	1:00.818	56	TURNER	32.727	23	56	TURNER	1:33.545	1:33.545	0.000
24	3	MAUD	1:00.833	46	BRIGDEN	33.167	24	46	BRIGDEN	1:34.455	1:35.244	0.789
25	46	BRIGDEN	1:01.288	13	RYAN	33.295	25	3	MAUD	1:34.736	1:34.736	0.000
26	566	WILBY	1:02.639	566	WILBY	33.780	26	566	WILBY	1:36.419	1:37.678	1.259
27	64	SCOFIELD	1:03.766	3	MAUD	33.903	27	64	SCOFIELD	1:37.942	1:38.552	0.610
28	49	MARKS	1:05.082	64	SCOFIELD	34.176	28	49	MARKS	1:40.236	1:40.243	0.007
29	94	HAMILTON	1:05.816	94	HAMILTON	34.625	29	94	HAMILTON	1:40.441	1:40.914	0.473
30	18	PEARSON	1:09.882	49	MARKS	35.154	30	18	PEARSON	1:47.396	1:47.396	0.000
31				18	PEARSON	37.514	31	13	RYAN			

Weather / Track : Cloudy / Dry

Donington Park National  
 Circuit Length = 1.9790 miles  
 Start: 16:26 Flag 16:37 End: 16:39

Results can be found at [www.tsl-timing.com](http://www.tsl-timing.com)

Printed - 16:43 Saturday, 04 September 2021



# BMCRC - MRO Championships 2021 - Rnd 5 @ Donington National

## Chilton Motors 250MZs & Blue Haze GPF

### RACE 15 - STATISTICS

<b>Competitors Started</b>	31
<b>Planned Start</b>	2021-09-04 @ 16:33:00.000
<b>Actual Start</b>	2021-09-04 @ 16:26:49.140
<b>Finish Time</b>	2021-09-04 @ 16:37:11.575
<b>Track Length</b>	1.9790mi.
<b>Total Laps</b>	203
<b>Total Distance Covered</b>	401.7506mi.

### Session Fastest Lap History

NO	CL	NAME	LAP TIME	TIME OF DAY	LAP	VEHICLE
81		Scott GRANT	1:28.411	16:29:49.969	2	MZ ETZ 250
85		Andrew WALES	1:28.345	16:29:49.986	2	MZ ETZ 250
15	GPF	Billy PERKINS	1:20.876	16:30:25.557	2	Yamaha TZR 250

### Session Leader History

NO	CL	NAME	FROM LAP	LAPS LED	DISTANCE	VEHICLE
81		Scott GRANT	1	2	3.92 miles	MZ ETZ 250
95		Christopher ROGERS	3	1	1.97 miles	MZ ETZ 250
75		Peter WOODALL	4	2	3.95 miles	MZ ETZ 250
81		Scott GRANT	6	1	1.97 miles	MZ ETZ 250
15	GPF	Billy PERKINS	7	1	1.97 miles	Yamaha TZR 250

### Flag History

TYPE	TIME OF DAY
GREEN	16:26:49.140
FINISH	16:37:11.575

### Flag Statistics

TYPE	COUNT	TOTAL LAPS	TOTAL TIME
Green	1	7	12:21.087
Red	0	0	0.000
Safety Car	0	0	0.000
FCY	0	0	0.000

Weather / Track : Cloudy / Dry

# BMCRC - MRO Championships 2021 - Rnd 5 @ Donington National

## Chilton Motors 250MZs & Blue Haze GPF

### RACE 15 - STATISTICS

CLASS :

14 Starters

#### Fastest Lap History

NO	NAME	LAP TIME	TIME OF DAY	LAP	VEHICLE
81	Scott GRANT	1:28.411	16:29:49.969	2	MZ ETZ 250
85	Andrew WALES	1:28.345	16:29:49.986	2	MZ ETZ 250
95	Christopher ROGERS	1:27.978	16:31:19.131	3	MZ ETZ 250
75	Peter WOODALL	1:27.880	16:31:19.149	3	MZ ETZ 250
75	Peter WOODALL	1:27.778	16:32:46.927	4	MZ ETZ 250
85	Andrew WALES	1:27.690	16:32:47.042	4	MZ ETZ 250

#### Leader History

NO	NAME	FROM LAP	LAPS LED	DISTANCE	VEHICLE
81	Scott GRANT	1	2	3.92 miles	MZ ETZ 250
95	Christopher ROGERS	3	1	1.97 miles	MZ ETZ 250
75	Peter WOODALL	4	2	3.95 miles	MZ ETZ 250
81	Scott GRANT	6	2	3.95 miles	MZ ETZ 250

Weather / Track : Cloudy / Dry

Results can be found at [www.tsl-timing.com](http://www.tsl-timing.com)

Page 2 of 4

Donington Park National  
Circuit Length = 1.9790 miles  
Start: 16:26 Flag 16:37 End: 16:39

Printed - 16:44 Saturday, 04 September 2021

# BMCRC - MRO Championships 2021 - Rnd 5 @ Donington National

## Chilton Motors 250MZs & Blue Haze GPF

### RACE 15 - STATISTICS

**CLASS : R**

4 Starters

#### Fastest Lap History

NO	NAME	LAP TIME	TIME OF DAY	LAP	VEHICLE
108	Ian KEEBLE	1:35.595	16:30:04.348	2	MZ ETZ 250
108	Ian KEEBLE	1:33.845	16:31:38.192	3	MZ ETZ 250
108	Ian KEEBLE	1:33.829	16:33:12.022	4	MZ ETZ 250
108	Ian KEEBLE	1:33.167	16:34:45.189	5	MZ ETZ 250

#### Leader History

NO	NAME	FROM LAP	LAPS LED	DISTANCE	VEHICLE
108	Ian KEEBLE	1	7	13.81 miles	MZ ETZ 250

# BMCRC - MRO Championships 2021 - Rnd 5 @ Donington National

Chilton Motors 250MZs & Blue Haze GPF

## RACE 15 - STATISTICS

**CLASS : GPF**

13 Starters

### Fastest Lap History

NO	NAME	LAP TIME	TIME OF DAY	LAP	VEHICLE
15	<b>Billy PERKINS</b>	<b>1:20.876</b>	16:30:25.557	2	Yamaha TZR 250

### Leader History

NO	NAME	FROM LAP	LAPS LED	DISTANCE	VEHICLE
15	<b>Billy PERKINS</b>	1	7	13.81 miles	Yamaha TZR 250



**BMCRC - MRO Championships 2021 - Rnd 5 @ Donington National**

**Chilton Motors 250MZs & Blue Haze GPF**

**RACE 4 - GRID (10 Laps)**

ROW 12	36	13	Gordon RYAN	1:47.396	35	18	Sam PEARSON	1:40.914	34	94	John HAMILTON
ROW 11				1:40.243	33	49	Andy MARKS	1:37.678	31	46	Steve BRIGDEN
ROW 10	30	3	Max MAUD	1:34.736	29	56	Russell TURNER	1:33.545	28	108	Ian KEEBLE
ROW 9				1:32.500	27	93	Max BARTLE	1:32.132	25	96	Chris KENT
ROW 8	24	69	Alexander MANN	1:28.045	23	81	Scott GRANT	1:27.836	22	32	John ASHMEAD
ROW 7				1:27.778	21	75	Peter WOODALL	1:27.746	19	85	Andrew WALES
ROW 6	18				17				16		
ROW 5					15	155	Richard LAMBOURNE		14	140	Matt ROBERTSON
ROW 4	12	99	Paul FIRTH	1:32.720	11	169	Mark ELLERAY	1:28.969	10	67	Mark BAILEY
ROW 3				1:28.837	9	142	Martin PEARSON	1:27.772	7	199	Michael FROST
ROW 2	6	122	Rik BALLERINI	1:25.808	5	70	Andrew BURSCOUGH	1:24.976	4	14	Denis HALIL
ROW 1				1:23.567	3	4	James SEATH	1:23.200	2	110	Mark HAIGH
					1	15	Billy PERKINS	1:20.876			
											<b>Pole</b>

Donington Park National  
Circuit Length = 1.9790 miles

These results are provisional until the conclusion of any judicial and technical matters.

Clerk Of Course :	Stewards :	Timekeeper :
-------------------	------------	--------------

Results can be found at [www.tsl-timing.com](http://www.tsl-timing.com)

Printed - 16:47 Saturday, 04 September 2021





**BMCRC - MRO Championships 2021 - Rnd 5 @ Donington National**

**Chilton Motors 250MZs & Blue Haze GPF**

**RACE 4 - CLASSIFICATION**

POS	NO	CL	PIC	NAME	ENTRY	LAPS	TIME	GAP	DIFF	MPH	BEST	ON
1	122	GPF	1	Rik BALLERINI	Suzuki RG570 - SCLS LTD, GECKO RACING, CAM	10	13:29.637			87.82	1:19.065	10
2	15	GPF	2	Billy PERKINS	Yamaha TZR 250 - Ashford tarmac / Barking mad ab	10	13:36.121	6.484	6.484	87.13	1:20.462	7
3	110	GPF	3	Mark HAIGH	Aprilia RS250 - Chesterfield Ceramic coatings/The T	10	13:58.201	28.564	22.080	84.83	1:22.354	9
4	4	GPF	4	James SEATH	Aprilia RS250 - Ovenden Earthmoving	10	14:02.928	33.291	4.727	84.36	1:23.248	8
5	142	GPF	5	Martin PEARSON	Yamaha TZR250 - Viking Inspection	9	13:40.439	1 Lap	1 Lap	77.98	1:30.153	7
6	169	GPF	6	Mark ELLERAY	Yamaha TZR250 - Abbot Solutions Ltd	9	13:42.569	1 Lap	2.130	77.78	1:29.368	8
7	85		1	Andrew WALES	MZ ETZ 250 - Illuminated Design LTD	9	13:49.850	1 Lap	7.281	77.10	1:27.662	8
8	81		2	Scott GRANT	MZ ETZ 250 - Katie, Mum and Dad	9	13:50.037	1 Lap	0.187	77.08	1:27.977	4
9	75		3	Peter WOODALL	MZ ETZ 250 - Online Lubricants	9	13:50.319	1 Lap	0.282	77.06	1:27.730	4
10	69		4	Alexander MANN	MZ TS 250 - HS RACING	9	13:50.370	1 Lap	0.051	77.05	1:27.577	9
11	95		5	Christopher ROGERS	MZ ETZ 250 - CB Racing	9	13:50.669	1 Lap	0.299	77.02	1:27.792	9
12	96		6	Chris KENT	MZ ETZ 250 - Powder House Coatings Ltd	9	13:50.970	1 Lap	0.301	77.00	1:28.038	9
13	32		7	John ASHMEAD	MZ ETZ 250 -	9	13:53.100	1 Lap	2.130	76.80	1:27.775	4
14	93		8	Max BARTLE	MZ ETZ 250 - Chilton Motors	9	14:21.728	1 Lap	28.628	74.25	1:31.599	6
15	22		9	Simon FINCH	MZ ETZ 250 - BlueCloud Projects Ltd	9	14:22.115	1 Lap	0.387	74.21	1:31.711	9
16	64	GPF	7	Luke SCOFIELD	Aprilia RS125 -	9	14:23.912	1 Lap	1.797	74.06	1:31.597	2
17	108	R	1	Ian KEEBLE	MZ ETZ 250 -	9	14:43.790	1 Lap	19.878	72.39	1:34.061	9
18	46		10	Steve BRIGDEN	MZ ETZ 250 - SLB Consulting Ltd	9	14:58.382	1 Lap	14.592	71.22	1:35.351	7
19	3		11	Max MAUD	MZ ETZ 250 -	9	14:58.674	1 Lap	0.292	71.19	1:34.958	2
20	566		12	Michael WILBY	MZ ETZ 250 - Sziler UK	8	13:32.050	2 Laps	1 Lap	70.02	1:36.720	5
21	49	R	2	Andy MARKS	MZ ETZ 250 - Kingpin Components	8	13:57.453	2 Laps	25.403	67.89	1:37.606	8

**NOT CLASSIFIED**

DNF	99	GPF		Paul FIRTH	Yamaha TZR 250 - Joanne Porter	7	10:43.917	3 Laps	1 Lap	77.23	1:30.410	7
DNF	14	GPF		Denis HALIL	Yamaha TZR 250 - D & A AUTOS	5	7:58.447	5 Laps	2 Laps	74.17	1:24.395	2
DNF	56			Russell TURNER	MZ ETZ 250 - TT Racing	5	8:28.327	5 Laps	29.880	69.81	1:34.840	2
DNF	70	GPF		Andrew BURSCOUGH	Yamaha YPVS 350 - Apollo/Merlin/Abbey/Martitaniur	3	4:40.682	7 Laps	2 Laps	75.66	1:26.232	2
DNF	67	GPF		Mark BAILEY	Yamaha TZR250 -	1	1:32.596	9 Laps	2 Laps	75.46		
DNF	13	R		Gordon RYAN	MZ ETZ 250 - Prism Work Psychology	1	2:07.255	9 Laps	34.659	54.91		
DNF	94			John HAMILTON	MZ ETZ 250 -	1	2:20.347	9 Laps	13.092	49.79		
DNF	199	GPF		Michael FROST	Yamaha TZR250 -	0						
DNF	42	GPF		Alan WOOD	Suzuki RGV250 - J.Clubb Aggregates & Concrete	0						

**FASTEST LAP**

122	GPF	Rik BALLERINI	Suzuki RG570 - SCLS LTD, GECKO RACING, CAM	10	1:19.065	90.11 mph	145.01 kph
69		Alexander MANN	MZ TS 250 - HS RACING	9	1:27.577	81.35 mph	130.92 kph
108	R	Ian KEEBLE	MZ ETZ 250 -	9	1:34.061	75.74 mph	121.89 kph

Class GPF - 92.5% of Race Speed = 81.23 mph

Class - 92.5% of Race Speed = 71.31 mph

Class R - 92.5% of Race Speed = 66.96 mph

Donington Park National: 1.9790 miles

Race Distance: 10 Laps / 19.79 miles

Start: 10:15 Flag 10:28 End: 10:30

Weather / Track : Cloudy / Dry

These results are provisional until the conclusion of any judicial and technical matters.

Clerk Of Course :	Stewards :	Timekeeper :
-------------------	------------	--------------

Results can be found at [www.tsl-timing.com](http://www.tsl-timing.com)

Printed - 10:30 Sunday, 05 September 2021





# BMCRC - MRO Championships 2021 - Rnd 5 @ Donington National

## Chilton Motors 250MZs & Blue Haze GPF

### RACE 4 - SECTOR ANALYSIS



SECTOR 1 = FL to I1, SECTOR 2 = I1 to FL, DIFF = Difference To Personal Best Lap, P = Crossed Finish Line in Pit Lane, D = Time Disallowed

P1 122 GPF Rik BALLERINI		Suzuki RG570 - SCLS LTD, GECKO RACING, CAMBRIDGE MK				
IDEAL LAP TIME : 1:19.036		BEST LAP TIME : 1:19.065		DIFFERENCE : 0.029		
LAP	SECTOR 1	SECTOR 2	LAP TIME	MPH	DIFF	TIME OF DAY
1 -		27.915	1:24.739	84.07	5.674	10:16:33.881
2 -	52.775	27.943	1:20.718	88.26	1.653	10:17:54.599
3 -	52.722	27.999	1:20.721	88.26	1.656	10:19:15.320
4 -	52.894	27.912	1:20.806	88.16	1.741	10:20:36.126
5 -	53.334	28.462	1:21.796	87.10	2.731	10:21:57.922
6 -	52.424	28.358	1:20.782	88.19	1.717	10:23:18.704
7 -	52.134	28.682	1:20.816	88.15	1.751	10:24:39.520
8 -	52.678	27.997	1:20.675 (3)	88.31	1.610	10:26:00.195
9 -	51.811	<b>27.708</b>	1:19.519 (2)	89.59	0.454	10:27:19.714
10 -	<b>51.328</b>	27.737	<b>1:19.065 (1)</b>	<b>90.11</b>		<b>10:28:38.779</b>

P2 15 GPF Billy PERKINS		Yamaha TZR 250 - Ashford tarmac / Barking mad about Animals				
IDEAL LAP TIME : 1:20.087		BEST LAP TIME : 1:20.462		DIFFERENCE : 0.375		
LAP	SECTOR 1	SECTOR 2	LAP TIME	MPH	DIFF	TIME OF DAY
1 -		28.673	1:25.213	83.60	4.751	10:16:34.355
2 -	52.605	28.671	1:21.276	87.65	0.814	10:17:55.631
3 -	52.614	28.319	1:20.933 (3)	88.03	0.471	10:19:16.564
4 -	52.434	<b>28.195</b>	1:20.629 (2)	88.36	0.167	10:20:37.193
5 -	52.754	28.571	1:21.325	87.60	0.863	10:21:58.518
6 -	52.097	28.928	1:21.025	87.93	0.563	10:23:19.543
7 -	<b>51.892</b>	28.570	<b>1:20.462 (1)</b>	<b>88.54</b>		<b>10:24:40.005</b>
8 -	52.528	30.198	1:22.726	86.12	2.264	10:26:02.731
9 -	52.731	28.488	1:21.219	87.72	0.757	10:27:23.950
10 -	53.030	28.283	1:21.313	87.61	0.851	10:28:45.263

P3 110 GPF Mark HAIGH		Aprilia RS250 - Chesterfield Ceramic coatings/The Tuning Work				
IDEAL LAP TIME : 1:22.028		BEST LAP TIME : 1:22.354		DIFFERENCE : 0.326		
LAP	SECTOR 1	SECTOR 2	LAP TIME	MPH	DIFF	TIME OF DAY
1 -		29.548	1:28.070	80.89	5.716	10:16:37.212
2 -	53.344	29.531	1:22.875 (2)	85.96	0.521	10:18:00.087
3 -	53.651	29.595	1:23.246	85.58	0.892	10:19:23.333
4 -	54.501	29.347	1:23.848	84.97	1.494	10:20:47.181
5 -	54.303	29.549	1:23.852	84.96	1.498	10:22:11.033
6 -	54.243	<b>29.016</b>	1:23.259	85.57	0.905	10:23:34.292
7 -	53.821	29.243	1:23.064 (3)	85.77	0.710	10:24:57.356
8 -	54.686	29.040	1:23.726	85.09	1.372	10:26:21.082
9 -	<b>53.012</b>	29.342	<b>1:22.354 (1)</b>	<b>86.51</b>		<b>10:27:43.436</b>
10 -	54.386	29.521	1:23.907	84.91	1.553	10:29:07.343

P4 4 GPF James SEATH		Aprilia RS250 - Ovenden Earthmoving				
IDEAL LAP TIME : 1:23.150		BEST LAP TIME : 1:23.248		DIFFERENCE : 0.098		
LAP	SECTOR 1	SECTOR 2	LAP TIME	MPH	DIFF	TIME OF DAY
1 -		29.406	1:28.370	80.62	5.122	10:16:37.512
2 -	54.547	29.593	1:24.140	84.67	0.892	10:18:01.652
3 -	54.267	29.714	1:23.981	84.83	0.733	10:19:25.633
4 -	54.342	29.330	1:23.672	85.14	0.424	10:20:49.305
5 -	<b>54.035</b>	29.331	1:23.366 (2)	85.46	0.118	10:22:12.671
6 -	54.580	30.132	1:24.712	84.10	1.464	10:23:37.383
7 -	54.197	29.208	1:23.405 (3)	85.42	0.157	10:25:00.788
8 -	54.133	<b>29.115</b>	<b>1:23.248 (1)</b>	<b>85.58</b>		<b>10:26:24.036</b>
9 -	54.643	29.281	1:23.924	84.89	0.676	10:27:47.960
10 -	54.079	30.031	1:24.110	84.70	0.862	10:29:12.070

Weather / Track : Cloudy / Dry

Donington Park National  
Circuit Length = 1.9790 miles  
Start: 10:15 Flag 10:28 End: 10:30



# BMCRC - MRO Championships 2021 - Rnd 5 @ Donington National

## Chilton Motors 250MZs & Blue Haze GPF

### RACE 4 - SECTOR ANALYSIS



SECTOR 1 = FL to I1, SECTOR 2 = I1 to FL, DIFF = Difference To Personal Best Lap, P = Crossed Finish Line in Pit Lane, D = Time Disallowed

P5 142 GPF		Martin PEARSON		Yamaha TZR250 - Viking Inspection		
IDEAL LAP TIME : 1:29.988		BEST LAP TIME : 1:30.153		DIFFERENCE : 0.165		
LAP	SECTOR 1	SECTOR 2	LAP TIME	MPH	DIFF	TIME OF DAY
1 -		31.974	1:35.253	74.79	5.100	10:16:44.395
2 -	59.157	31.646	1:30.803	78.46	0.650	10:18:15.198
3 -	59.444	31.856	1:31.300	78.03	1.147	10:19:46.498
4 -	59.362	31.657	1:31.019	78.27	0.866	10:21:17.517
5 -	59.077	31.865	1:30.942	78.34	0.789	10:22:48.459
6 -	58.762	31.405	1:30.167 (2)	79.01	0.014	10:24:18.626
7 -	58.916	<b>31.237</b>	<b>1:30.153 (1)</b>	<b>79.02</b>		<b>10:25:48.779</b>
8 -	58.826	31.431	1:30.257 (3)	78.93	0.104	10:27:19.036
9 -	<b>58.751</b>	31.794	1:30.545	78.68	0.392	10:28:49.581

P6 169 GPF		Mark ELLERAY		Yamaha TZR250 - Abbot Solutions Ltd		
IDEAL LAP TIME : 1:29.368		BEST LAP TIME : 1:29.368		DIFFERENCE : 0.000		
LAP	SECTOR 1	SECTOR 2	LAP TIME	MPH	DIFF	TIME OF DAY
1 -		32.186	1:36.910	73.51	7.542	10:16:46.052
2 -	59.853	32.748	1:32.601	76.93	3.233	10:18:18.653
3 -	59.483	32.464	1:31.947	77.48	2.579	10:19:50.600
4 -	58.938	31.238	1:30.176	79.00	0.808	10:21:20.776
5 -	58.949	32.419	1:31.368	77.97	2.000	10:22:52.144
6 -	58.650	31.475	1:30.125	79.05	0.757	10:24:22.269
7 -	58.266	31.720	1:29.986 (2)	79.17	0.618	10:25:52.255
8 -	<b>58.182</b>	<b>31.186</b>	<b>1:29.368 (1)</b>	<b>79.72</b>		<b>10:27:21.623</b>
9 -	58.712	31.376	1:30.088 (3)	79.08	0.720	10:28:51.711

P7 85		Andrew WALES		MZ ETZ 250 - Illuminated Design LTD		
IDEAL LAP TIME : 1:27.531		BEST LAP TIME : 1:27.662		DIFFERENCE : 0.131		
LAP	SECTOR 1	SECTOR 2	LAP TIME	MPH	DIFF	TIME OF DAY
1 -		31.119	2:01.643	58.56	33.981	10:17:10.785
2 -	58.201	30.553	1:28.754	80.27	1.092	10:18:39.539
3 -	57.718	30.783	1:28.501	80.50	0.839	10:20:08.040
4 -	57.290	30.534	1:27.824 (2)	81.12	0.162	10:21:35.864
5 -	57.927	30.817	1:28.744	80.28	1.082	10:23:04.608
6 -	58.315	31.042	1:29.357	79.73	1.695	10:24:33.965
7 -	57.441	31.641	1:29.082	79.97	1.420	10:26:03.047
8 -	<b>57.053</b>	30.609	<b>1:27.662 (1)</b>	<b>81.27</b>		<b>10:27:30.709</b>
9 -	57.805	<b>30.478</b>	1:28.283 (3)	80.70	0.621	10:28:58.992

P8 81		Scott GRANT		MZ ETZ 250 - Katie, Mum and Dad		
IDEAL LAP TIME : 1:27.752		BEST LAP TIME : 1:27.977		DIFFERENCE : 0.225		
LAP	SECTOR 1	SECTOR 2	LAP TIME	MPH	DIFF	TIME OF DAY
1 -		30.997	2:01.360	58.70	33.383	10:17:10.502
2 -	57.699	30.733	1:28.432	80.56	0.455	10:18:38.934
3 -	58.484	31.190	1:29.674	79.45	1.697	10:20:08.608
4 -	57.568	<b>30.409</b>	<b>1:27.977 (1)</b>	<b>80.98</b>		<b>10:21:36.585</b>
5 -	<b>57.343</b>	30.938	1:28.281 (2)	80.70	0.304	10:23:04.866
6 -	57.869	31.171	1:29.040	80.01	1.063	10:24:33.906
7 -	57.717	30.748	1:28.465	80.53	0.488	10:26:02.371
8 -	57.481	30.959	1:28.440	80.55	0.463	10:27:30.811
9 -	57.780	30.588	1:28.368 (3)	80.62	0.391	10:28:59.179

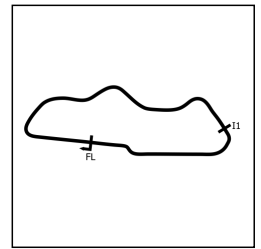
Weather / Track : Cloudy / Dry

Donington Park National  
Circuit Length = 1.9790 miles  
Start: 10:15 Flag 10:28 End: 10:30

# BMCRC - MRO Championships 2021 - Rnd 5 @ Donington National

## Chilton Motors 250MZs & Blue Haze GPF

### RACE 4 - SECTOR ANALYSIS



SECTOR 1 = FL to I1, SECTOR 2 = I1 to FL, DIFF = Difference To Personal Best Lap, P = Crossed Finish Line in Pit Lane, D = Time Disallowed

<b>P9 75</b>		<b>Peter WOODALL</b>		MZ ETZ 250 - Online Lubricants		
IDEAL LAP TIME : 1:27.593		BEST LAP TIME : 1:27.730		DIFFERENCE : 0.137		
LAP	SECTOR 1	SECTOR 2	LAP TIME	MPH	DIFF	TIME OF DAY
1 -		31.783	2:02.419	58.19	34.689	10:17:11.561
2 -	57.844	30.908	1:28.752	80.27	1.022	10:18:40.313
3 -	57.402	30.843	1:28.245 (3)	80.73	0.515	10:20:08.558
<b>4 -</b>	<b>57.121</b>	<b>30.609</b>	<b>1:27.730 (1)</b>	<b>81.21</b>		<b>10:21:36.288</b>
5 -	57.325	31.149	1:28.474	80.52	0.744	10:23:04.762
6 -	58.465	31.040	1:29.505	79.60	1.775	10:24:34.267
7 -	57.256	31.294	1:28.550	80.45	0.820	10:26:02.817
8 -	<b>57.058</b>	31.750	1:28.808	80.22	1.078	10:27:31.625
9 -	57.301	<b>30.535</b>	1:27.836 (2)	81.11	0.106	10:28:59.461

<b>P10 69</b>		<b>Alexander MANN</b>		MZ TS 250 - HS RACING		
IDEAL LAP TIME : 1:27.279		BEST LAP TIME : 1:27.577		DIFFERENCE : 0.298		
LAP	SECTOR 1	SECTOR 2	LAP TIME	MPH	DIFF	TIME OF DAY
1 -		31.751	2:02.527	58.14	34.950	10:17:11.669
2 -	57.514	31.446	1:28.960	80.08	1.383	10:18:40.629
3 -	57.509	30.857	1:28.366	80.62	0.789	10:20:08.995
4 -	57.289	<b>30.502</b>	1:27.791 (2)	81.15	0.214	10:21:36.786
5 -	57.266	31.004	1:28.270 (3)	80.71	0.693	10:23:05.056
6 -	57.950	31.422	1:29.372	79.71	1.795	10:24:34.428
7 -	57.434	31.475	1:28.909	80.13	1.332	10:26:03.337
8 -	57.107	31.491	1:28.598	80.41	1.021	10:27:31.935
<b>9 -</b>	<b>56.777</b>	30.800	<b>1:27.577 (1)</b>	<b>81.35</b>		<b>10:28:59.512</b>

<b>P11 95</b>		<b>Christopher ROGERS</b>		MZ ETZ 250 - CB Racing		
IDEAL LAP TIME : 1:26.741		BEST LAP TIME : 1:27.792		DIFFERENCE : 1.051		
LAP	SECTOR 1	SECTOR 2	LAP TIME	MPH	DIFF	TIME OF DAY
1 -		31.229	2:01.446	58.66	33.654	10:17:10.588
2 -	57.503	31.115	1:28.618	80.39	0.826	10:18:39.206
3 -	57.666	31.060	1:28.726	80.29	0.934	10:20:07.932
4 -	57.933	30.663	1:28.596	80.41	0.804	10:21:36.528
5 -	57.641	31.874	1:29.515	79.59	1.723	10:23:06.043
6 -	57.510	31.647	1:29.157	79.91	1.365	10:24:35.200
7 -	56.760	31.521	1:28.281 (2)	80.70	0.489	10:26:03.481
8 -	<b>56.635</b>	31.903	1:28.538 (3)	80.46	0.746	10:27:32.019
<b>9 -</b>	57.686	<b>30.106</b>	<b>1:27.792 (1)</b>	<b>81.15</b>		<b>10:28:59.811</b>

<b>P12 96</b>		<b>Chris KENT</b>		MZ ETZ 250 - Powder House Coatings Ltd		
IDEAL LAP TIME : 1:27.391		BEST LAP TIME : 1:28.038		DIFFERENCE : 0.647		
LAP	SECTOR 1	SECTOR 2	LAP TIME	MPH	DIFF	TIME OF DAY
1 -		31.233	2:02.081	58.35	34.043	10:17:11.223
2 -	57.842	31.340	1:29.182	79.88	1.144	10:18:40.405
3 -	57.494	30.885	1:28.379 (3)	80.61	0.341	10:20:08.784
4 -	58.411	30.940	1:29.351	79.73	1.313	10:21:38.135
5 -	57.172	30.977	1:28.149 (2)	80.82	0.111	10:23:06.284
6 -	57.133	31.670	1:28.803	80.22	0.765	10:24:35.087
7 -	57.406	31.027	1:28.433	80.56	0.395	10:26:03.520
8 -	<b>57.077</b>	31.477	1:28.554	80.45	0.516	10:27:32.074
<b>9 -</b>	57.724	<b>30.314</b>	<b>1:28.038 (1)</b>	<b>80.92</b>		<b>10:29:00.112</b>

Weather / Track : Cloudy / Dry

Donington Park National  
Circuit Length = 1.9790 miles  
Start: 10:15 Flag 10:28 End: 10:30

# BMCRC - MRO Championships 2021 - Rnd 5 @ Donington National

## Chilton Motors 250MZs & Blue Haze GPF

### RACE 4 - SECTOR ANALYSIS



SECTOR 1 = FL to I1, SECTOR 2 = I1 to FL, DIFF = Difference To Personal Best Lap, P = Crossed Finish Line in Pit Lane, D = Time Disallowed

P13 32		John ASHMEAD		MZ ETZ 250 -		
IDEAL LAP TIME : 1:27.375		BEST LAP TIME : 1:27.775		DIFFERENCE : 0.400		
LAP	SECTOR 1	SECTOR 2	LAP TIME	MPH	DIFF	TIME OF DAY
1 -		31.612	2:02.746	58.04	34.971	10:17:11.888
2 -	57.745	31.406	1:29.151	79.91	1.376	10:18:41.039
3 -	<b>57.054</b>	31.516	1:28.570 (3)	80.44	0.795	10:20:09.609
4 -	57.454	<b>30.321</b>	<b>1:27.775 (1)</b>	<b>81.16</b>		<b>10:21:37.384</b>
5 -	57.154	31.818	1:28.972	80.07	1.197	10:23:06.356
6 -	57.875	31.102	1:28.977	80.07	1.202	10:24:35.333
7 -	57.332	31.802	1:29.134	79.93	1.359	10:26:04.467
8 -	58.173	31.150	1:29.323	79.76	1.548	10:27:33.790
9 -	57.928	30.524	1:28.452 (2)	80.54	0.677	10:29:02.242

P14 93		Max BARTLE		MZ ETZ 250 - Chilton Motors		
IDEAL LAP TIME : 1:31.187		BEST LAP TIME : 1:31.599		DIFFERENCE : 0.412		
LAP	SECTOR 1	SECTOR 2	LAP TIME	MPH	DIFF	TIME OF DAY
1 -		32.268	2:04.584	57.18	32.985	10:17:13.726
2 -	59.808	32.375	1:32.183	77.28	0.584	10:18:45.909
3 -	1:00.260	32.573	1:32.833	76.74	1.234	10:20:18.742
4 -	1:00.373	32.221	1:32.594	76.94	0.995	10:21:51.336
5 -	59.697	32.097	1:31.794 (3)	77.61	0.195	10:23:23.130
6 -	<b>59.427</b>	32.172	<b>1:31.599 (1)</b>	<b>77.78</b>		<b>10:24:54.729</b>
7 -	1:00.198	32.481	1:32.679	76.87	1.080	10:26:27.408
8 -	59.875	<b>31.760</b>	1:31.635 (2)	77.75	0.036	10:27:59.043
9 -	59.744	32.083	1:31.827	77.58	0.228	10:29:30.870

P15 22		Simon FINCH		MZ ETZ 250 - BlueCloud Projects Ltd		
IDEAL LAP TIME : 1:31.323		BEST LAP TIME : 1:31.711		DIFFERENCE : 0.388		
LAP	SECTOR 1	SECTOR 2	LAP TIME	MPH	DIFF	TIME OF DAY
1 -		32.288	2:03.589	57.64	31.878	10:17:12.731
2 -	<b>59.500</b>	32.243	1:31.743 (2)	77.65	0.032	10:18:44.474
3 -	59.912	33.051	1:32.963	76.63	1.252	10:20:17.437
4 -	1:00.820	32.274	1:33.094	76.53	1.383	10:21:50.531
5 -	1:00.124	32.124	1:32.248	77.23	0.537	10:23:22.779
6 -	59.793	31.997	1:31.790 (3)	77.61	0.079	10:24:54.569
7 -	1:00.417	32.516	1:32.933	76.66	1.222	10:26:27.502
8 -	59.870	32.174	1:32.044	77.40	0.333	10:27:59.546
9 -	59.888	<b>31.823</b>	<b>1:31.711 (1)</b>	<b>77.68</b>		<b>10:29:31.257</b>

P16 64 GPF		Luke SCOFIELD		Aprilia RS125 -		
IDEAL LAP TIME : 1:31.404		BEST LAP TIME : 1:31.597		DIFFERENCE : 0.193		
LAP	SECTOR 1	SECTOR 2	LAP TIME	MPH	DIFF	TIME OF DAY
1 -		<b>31.827</b>	1:35.793	74.37	4.196	10:16:44.935
2 -	<b>59.577</b>	32.020	<b>1:31.597 (1)</b>	<b>77.78</b>		<b>10:18:16.532</b>
3 -	1:00.408	32.081	1:32.489 (2)	77.03	0.892	10:19:49.021
4 -	1:02.463	34.017	1:36.480	73.84	4.883	10:21:25.501
5 -	1:05.819	35.149	1:40.968	70.56	9.371	10:23:06.469
6 -	1:03.401	33.738	1:37.139	73.34	5.542	10:24:43.608
7 -	1:03.189	34.213	1:37.402	73.14	5.805	10:26:21.010
8 -	1:02.563	33.451	1:36.014 (3)	74.20	4.417	10:27:57.024
9 -	1:03.040	32.990	1:36.030	74.19	4.433	10:29:33.054

Weather / Track : Cloudy / Dry

Donington Park National  
Circuit Length = 1.9790 miles  
Start: 10:15 Flag 10:28 End: 10:30

# BMCRC - MRO Championships 2021 - Rnd 5 @ Donington National

## Chilton Motors 250MZs & Blue Haze GPF

### RACE 4 - SECTOR ANALYSIS



SECTOR 1 = FL to I1, SECTOR 2 = I1 to FL, DIFF = Difference To Personal Best Lap, P = Crossed Finish Line in Pit Lane, D = Time Disallowed

P17 108 R		Ian KEEBLE		MZ ETZ 250 -		
IDEAL LAP TIME : 1:33.861		BEST LAP TIME : 1:34.061		DIFFERENCE : 0.200		
LAP	SECTOR 1	SECTOR 2	LAP TIME	MPH	DIFF	TIME OF DAY
1 -		33.073	2:06.674	56.24	32.613	10:17:15.816
2 -	1:02.590	32.901	1:35.491	74.61	1.430	10:18:51.307
3 -	1:01.698	33.014	1:34.712	75.22	0.651	10:20:26.019
4 -	1:02.174	33.048	1:35.222	74.82	1.161	10:22:01.241
5 -	1:02.027	32.955	1:34.982	75.01	0.921	10:23:36.223
6 -	1:01.486	<b>32.617</b>	1:34.103 (2)	75.71	0.042	10:25:10.326
7 -	1:01.532	32.828	1:34.360	75.50	0.299	10:26:44.686
8 -	1:01.455	32.730	1:34.185 (3)	75.64	0.124	10:28:18.871
9 -	<b>1:01.244</b>	32.817	<b>1:34.061 (1)</b>	<b>75.74</b>		<b>10:29:52.932</b>

P18 46		Steve BRIGDEN		MZ ETZ 250 - SLB Consulting Ltd		
IDEAL LAP TIME : 1:35.265		BEST LAP TIME : 1:35.351		DIFFERENCE : 0.086		
LAP	SECTOR 1	SECTOR 2	LAP TIME	MPH	DIFF	TIME OF DAY
1 -		33.780	2:09.495	55.01	34.144	10:17:18.637
2 -	1:02.713	33.183	1:35.896	74.29	0.545	10:18:54.533
3 -	<b>1:02.398</b>	33.340	1:35.738	74.41	0.387	10:20:30.271
4 -	1:02.427	33.190	1:35.617 (2)	74.51	0.266	10:22:05.888
5 -	1:02.584	33.059	1:35.643 (3)	74.49	0.292	10:23:41.531
6 -	1:02.419	33.487	1:35.906	74.28	0.555	10:25:17.437
7 -	1:02.484	<b>32.867</b>	<b>1:35.351 (1)</b>	<b>74.72</b>		<b>10:26:52.788</b>
8 -	1:04.890	33.568	1:38.458	72.36	3.107	10:28:31.246
9 -	1:02.949	33.329	1:36.278	74.00	0.927	10:30:07.524

P19 3		Max MAUD		MZ ETZ 250 -		
IDEAL LAP TIME : 1:34.772		BEST LAP TIME : 1:34.958		DIFFERENCE : 0.186		
LAP	SECTOR 1	SECTOR 2	LAP TIME	MPH	DIFF	TIME OF DAY
1 -		<b>33.293</b>	2:08.443	55.46	33.485	10:17:17.585
2 -	<b>1:01.479</b>	33.479	<b>1:34.958 (1)</b>	<b>75.02</b>		<b>10:18:52.543</b>
3 -	1:02.314	33.831	1:36.145	74.10	1.187	10:20:28.688
4 -	1:02.063	33.650	1:35.713 (2)	74.43	0.755	10:22:04.401
5 -	1:02.453	33.938	1:36.391	73.91	1.433	10:23:40.792
6 -	1:02.804	34.045	1:36.849	73.56	1.891	10:25:17.641
7 -	1:02.606	33.449	1:36.055 (3)	74.17	1.097	10:26:53.696
8 -	1:04.396	33.403	1:37.799	72.84	2.841	10:28:31.495
9 -	1:02.320	34.001	1:36.321	73.96	1.363	10:30:07.816

P20 566		Michael WILBY		MZ ETZ 250 - Sziler UK		
IDEAL LAP TIME : 1:36.608		BEST LAP TIME : 1:36.720		DIFFERENCE : 0.112		
LAP	SECTOR 1	SECTOR 2	LAP TIME	MPH	DIFF	TIME OF DAY
1 -		33.724	2:08.971	55.24	32.251	10:17:18.113
2 -	1:04.504	33.944	1:38.448	72.36	1.728	10:18:56.561
3 -	<b>1:03.060</b>	33.763	1:36.823 (2)	73.58	0.103	10:20:33.384
4 -	1:03.270	33.930	1:37.200 (3)	73.29	0.480	10:22:10.584
5 -	1:03.172	<b>33.548</b>	<b>1:36.720 (1)</b>	<b>73.66</b>		<b>10:23:47.304</b>
6 -	1:03.586	34.241	1:37.827	72.82	1.107	10:25:25.131
7 -	1:04.411	33.875	1:38.286	72.48	1.566	10:27:03.417
8 -	1:03.803	33.972	1:37.775	72.86	1.055	10:28:41.192

Weather / Track : Cloudy / Dry

Donington Park National  
Circuit Length = 1.9790 miles  
Start: 10:15 Flag 10:28 End: 10:30

# BMCRC - MRO Championships 2021 - Rnd 5 @ Donington National

## Chilton Motors 250MZs & Blue Haze GPF

### RACE 4 - SECTOR ANALYSIS



SECTOR 1 = FL to I1, SECTOR 2 = I1 to FL, DIFF = Difference To Personal Best Lap, P = Crossed Finish Line in Pit Lane, D = Time Disallowed

P21 49 R Andy MARKS			MZ ETZ 250 - Kingpin Components			
IDEAL LAP TIME : 1:37.154		BEST LAP TIME : 1:37.606		DIFFERENCE : 0.452		
LAP	SECTOR 1	SECTOR 2	LAP TIME	MPH	DIFF	TIME OF DAY
1 -		36.601	2:16.772	52.09	39.166	10:17:25.914
2 -	1:06.690	35.867	1:42.557	69.47	4.951	10:19:08.471
3 -	1:05.757	35.036	1:40.793	70.68	3.187	10:20:49.264
4 -	1:05.682	35.490	1:41.172	70.42	3.566	10:22:30.436
5 -	1:05.560	35.635	1:41.195	70.40	3.589	10:24:11.631
6 -	1:04.928	34.665	1:39.593 (3)	71.53	1.987	10:25:51.224
7 -	<b>1:03.469</b>	34.296	1:37.765 (2)	72.87	0.159	10:27:28.989
8 -	1:03.921	<b>33.685</b>	<b>1:37.606 (1)</b>	<b>72.99</b>		<b>10:29:06.595</b>

P22 99 GPF Paul FIRTH			Yamaha TZR 250 - Joanne Porter			
IDEAL LAP TIME : 1:30.178		BEST LAP TIME : 1:30.410		DIFFERENCE : 0.232		
LAP	SECTOR 1	SECTOR 2	LAP TIME	MPH	DIFF	TIME OF DAY
1 -		31.705	1:37.476	73.09	7.066	10:16:46.618
2 -	59.869	<b>31.449</b>	1:31.318	78.02	0.908	10:18:17.936
3 -	59.726	31.748	1:31.474	77.88	1.064	10:19:49.410
4 -	<b>58.729</b>	31.764	1:30.493 (2)	78.73	0.083	10:21:19.903
5 -	59.397	32.203	1:31.600	77.77	1.190	10:22:51.503
6 -	58.938	32.208	1:31.146 (3)	78.16	0.736	10:24:22.649
7 -	58.929	31.481	<b>1:30.410 (1)</b>	<b>78.80</b>		<b>10:25:53.059</b>

P23 14 GPF Denis HALIL			Yamaha TZR 250 - D & A AUTOS			
IDEAL LAP TIME : 1:24.154		BEST LAP TIME : 1:24.395		DIFFERENCE : 0.241		
LAP	SECTOR 1	SECTOR 2	LAP TIME	MPH	DIFF	TIME OF DAY
1 -		<b>29.442</b>	1:29.109	79.95	4.714	10:16:38.251
2 -	54.930	29.465	<b>1:24.395 (1)</b>	<b>84.42</b>		<b>10:18:02.646</b>
3 -	<b>54.712</b>	29.756	1:24.468 (2)	84.34	0.073	10:19:27.114
4 -	55.300	29.701	1:25.001 (3)	83.81	0.606	10:20:52.115
5 -	56.579	IN PIT	2:15.474 P	52.59	51.079	10:23:07.589

P24 56 Russell TURNER			MZ ETZ 250 - TT Racing			
IDEAL LAP TIME : 1:34.643		BEST LAP TIME : 1:34.840		DIFFERENCE : 0.197		
LAP	SECTOR 1	SECTOR 2	LAP TIME	MPH	DIFF	TIME OF DAY
1 -		<b>33.093</b>	2:07.055	56.07	32.215	10:17:16.197
2 -	1:01.594	33.246	<b>1:34.840 (1)</b>	<b>75.12</b>		<b>10:18:51.037</b>
3 -	<b>1:01.550</b>	33.334	1:34.884 (2)	75.08	0.044	10:20:25.921
4 -	1:02.922	33.208	1:36.130	74.11	1.290	10:22:02.051
5 -	1:01.601	33.817	1:35.418 (3)	74.66	0.578	10:23:37.469

P25 70 GPF Andrew BURSCOUGH			Yamaha YPVS 350 - Apollo/Merlin/Abbey/Martitanium			
IDEAL LAP TIME : 1:26.232		BEST LAP TIME : 1:26.232		DIFFERENCE : 0.000		
LAP	SECTOR 1	SECTOR 2	LAP TIME	MPH	DIFF	TIME OF DAY
1 -		30.251	1:30.681	78.56	4.449	10:16:39.823
2 -	<b>56.021</b>	<b>30.211</b>	<b>1:26.232 (1)</b>	<b>82.62</b>		<b>10:18:06.055</b>
3 -	58.274	IN PIT	1:43.769 P	68.65	17.537	10:19:49.824

P26 67 GPF Mark BAILEY			Yamaha TZR250 -			
IDEAL LAP TIME :		BEST LAP TIME :		DIFFERENCE :		
LAP	SECTOR 1	SECTOR 2	LAP TIME	MPH	DIFF	TIME OF DAY
1 -		<b>31.088</b>	1:32.596	76.94		10:16:41.738

Weather / Track : Cloudy / Dry

Donington Park National  
Circuit Length = 1.9790 miles  
Start: 10:15 Flag 10:28 End: 10:30

# BMCRC - MRO Championships 2021 - Rnd 5 @ Donington National

## Chilton Motors 250MZs & Blue Haze GPF

### RACE 4 - SECTOR ANALYSIS



SECTOR 1 = FL to I1, SECTOR 2 = I1 to FL, DIFF = Difference To Personal Best Lap, P = Crossed Finish Line in Pit Lane, D = Time Disallowed

<b>P27 13 R</b>		<b>Gordon RYAN</b>		MZ ETZ 250 - Prism Work Psychology		
IDEAL LAP TIME :		BEST LAP TIME :		DIFFERENCE :		
LAP	SECTOR 1	SECTOR 2	LAP TIME	MPH	DIFF	TIME OF DAY
1 -		<b>32.690</b>	2:07.255	55.98		10:17:16.397

<b>P28 94</b>		<b>John HAMILTON</b>		MZ ETZ 250 -		
IDEAL LAP TIME :		BEST LAP TIME :		DIFFERENCE :		
LAP	SECTOR 1	SECTOR 2	LAP TIME	MPH	DIFF	TIME OF DAY
1 -		<b>36.673</b>	2:20.347	50.76		10:17:29.489

# BMCRC - MRO Championships 2021 - Rnd 5 @ Donington National

## Chilton Motors 250MZs & Blue Haze GPF

### RACE 4 - BEST SECTORS

SECTOR 1			SECTOR 2			IDEAL / BEST COMPARISON						
POS	NO	NAME	TIME	NO	NAME	TIME	POS	NO	NAME	IDEAL	BEST	DIFF
									<b>PERFECT LAP</b>	<b>1:19.036</b>		
1	122	BALLERINI	51.328	122	BALLERINI	27.708	1	122	BALLERINI	1:19.036	1:19.065	0.029
2	15	PERKINS	51.892	15	PERKINS	28.195	2	15	PERKINS	1:20.087	1:20.462	0.375
3	110	HAIGH	53.012	110	HAIGH	29.016	3	110	HAIGH	1:22.028	1:22.354	0.326
4	4	SEATH	54.035	4	SEATH	29.115	4	4	SEATH	1:23.150	1:23.248	0.098
5	14	HALIL	54.712	14	HALIL	29.442	5	14	HALIL	1:24.154	1:24.395	0.241
6	70	BURSCOUGH	56.021	95	ROGERS	30.106	6	70	BURSCOUGH	1:26.232	1:26.232	0.000
7	95	ROGERS	56.635	70	BURSCOUGH	30.211	7	95	ROGERS	1:26.741	1:27.792	1.051
8	69	MANN	56.777	96	KENT	30.314	8	69	MANN	1:27.279	1:27.577	0.298
9	85	WALES	57.053	32	ASHMEAD	30.321	9	32	ASHMEAD	1:27.375	1:27.775	0.400
10	32	ASHMEAD	57.054	81	GRANT	30.409	10	96	KENT	1:27.391	1:28.038	0.647
11	75	WOODALL	57.058	85	WALES	30.478	11	85	WALES	1:27.531	1:27.662	0.131
12	96	KENT	57.077	69	MANN	30.502	12	75	WOODALL	1:27.593	1:27.730	0.137
13	81	GRANT	57.343	75	WOODALL	30.535	13	81	GRANT	1:27.752	1:27.977	0.225
14	169	ELLERAY	58.182	67	BAILEY	31.088	14	169	ELLERAY	1:29.368	1:29.368	0.000
15	99	FIRTH	58.729	169	ELLERAY	31.186	15	142	PEARSON	1:29.988	1:30.153	0.165
16	142	PEARSON	58.751	142	PEARSON	31.237	16	99	FIRTH	1:30.178	1:30.410	0.232
17	93	BARTLE	59.427	99	FIRTH	31.449	17	93	BARTLE	1:31.187	1:31.599	0.412
18	22	FINCH	59.500	93	BARTLE	31.760	18	22	FINCH	1:31.323	1:31.711	0.388
19	64	SCOFIELD	59.577	22	FINCH	31.823	19	64	SCOFIELD	1:31.404	1:31.597	0.193
20	108	KEEBLE	1:01.244	64	SCOFIELD	31.827	20	108	KEEBLE	1:33.861	1:34.061	0.200
21	3	MAUD	1:01.479	108	KEEBLE	32.617	21	56	TURNER	1:34.643	1:34.840	0.197
22	56	TURNER	1:01.550	13	RYAN	32.690	22	3	MAUD	1:34.772	1:34.958	0.186
23	46	BRIGDEN	1:02.398	46	BRIGDEN	32.867	23	46	BRIGDEN	1:35.265	1:35.351	0.086
24	566	WILBY	1:03.060	56	TURNER	33.093	24	566	WILBY	1:36.608	1:36.720	0.112
25	49	MARKS	1:03.469	3	MAUD	33.293	25	49	MARKS	1:37.154	1:37.606	0.452
26				566	WILBY	33.548	26	13	RYAN			
27				49	MARKS	33.685	27	94	HAMILTON			
28				94	HAMILTON	36.673	28	67	BAILEY			
29												
30												

Weather / Track : Cloudy / Dry

Results can be found at [www.tsl-timing.com](http://www.tsl-timing.com)

Donington Park National  
Circuit Length = 1.9790 miles  
Start: 10:15 Flag 10:28 End: 10:30

Printed - 10:30 Sunday, 05 September 2021

# BMCRC - MRO Championships 2021 - Rnd 5 @ Donington National

## Chilton Motors 250MZs & Blue Haze GPF

### RACE 4 - STATISTICS

**Competitors Started** 28  
**Planned Start** 2021-09-05 @ 10:20:00.000  
**Actual Start** 2021-09-05 @ 10:15:09.141  
**Finish Time** 2021-09-05 @ 10:28:38.778  
**Track Length** 1.9790mi.  
**Total Laps** 214  
**Total Distance Covered** 423.5203mi.

#### Session Fastest Lap History

NO	CL	NAME	LAP TIME	TIME OF DAY	LAP	VEHICLE
122	GPF	Rik BALLERINI	1:20.718	10:17:54.604	2	Suzuki RG570
15	GPF	Billy PERKINS	1:20.629	10:20:37.195	4	Yamaha TZR 250
15	GPF	Billy PERKINS	1:20.462	10:24:40.008	7	Yamaha TZR 250
122	GPF	Rik BALLERINI	1:19.519	10:27:19.719	9	Suzuki RG570
122	GPF	Rik BALLERINI	1:19.065	10:28:38.784	10	Suzuki RG570

#### Session Leader History

NO	CL	NAME	FROM LAP	LAPS LED	DISTANCE	VEHICLE
122	GPF	Rik BALLERINI	1	10	19.75 miles	Suzuki RG570

#### Flag History

TYPE	TIME OF DAY
GREEN	10:15:09.141
FINISH	10:28:38.778

#### Flag Statistics

TYPE	COUNT	TOTAL LAPS	TOTAL TIME
Green	1	10	15:04.284
Red	0	0	0.000
Safety Car	0	0	0.000
FCY	0	0	0.000

Weather / Track : Cloudy / Dry



# BMCRC - MRO Championships 2021 - Rnd 5 @ Donington National

## Chilton Motors 250MZs & Blue Haze GPF

### RACE 4 - STATISTICS

CLASS : GPF

11 Starters

#### Fastest Lap History

NO	NAME	LAP TIME	TIME OF DAY	LAP	VEHICLE
122	Rik BALLERINI	1:20.718	10:17:54.604	2	Suzuki RG570
15	Billy PERKINS	1:20.629	10:20:37.195	4	Yamaha TZR 250
15	Billy PERKINS	1:20.462	10:24:40.008	7	Yamaha TZR 250
122	Rik BALLERINI	1:19.519	10:27:19.719	9	Suzuki RG570
122	Rik BALLERINI	1:19.065	10:28:38.784	10	Suzuki RG570

#### Leader History

NO	NAME	FROM LAP	LAPS LED	DISTANCE	VEHICLE
122	Rik BALLERINI	1	10	19.75 miles	Suzuki RG570

# BMCRC - MRO Championships 2021 - Rnd 5 @ Donington National

## Chilton Motors 250MZs & Blue Haze GPF

### RACE 4 - STATISTICS

CLASS :

14 Starters

#### Fastest Lap History

NO	NAME	LAP TIME	TIME OF DAY	LAP	VEHICLE
81	Scott GRANT	1:28.432	10:18:38.945	2	MZ ETZ 250
75	Peter WOODALL	1:28.245	10:20:08.557	3	MZ ETZ 250
85	Andrew WALES	1:27.824	10:21:35.886	4	MZ ETZ 250
75	Peter WOODALL	1:27.730	10:21:36.287	4	MZ ETZ 250
85	Andrew WALES	1:27.662	10:27:30.730	8	MZ ETZ 250
69	Alexander MANN	1:27.577	10:28:59.512	9	MZ TS 250

#### Leader History

NO	NAME	FROM LAP	LAPS LED	DISTANCE	VEHICLE
81	Scott GRANT	1	2	3.92 miles	MZ ETZ 250
95	Christopher ROGERS	3	1	1.97 miles	MZ ETZ 250
85	Andrew WALES	4	2	3.95 miles	MZ ETZ 250
81	Scott GRANT	6	2	3.95 miles	MZ ETZ 250
85	Andrew WALES	8	2	3.95 miles	MZ ETZ 250

Weather / Track : Cloudy / Dry

Results can be found at [www.tsl-timing.com](http://www.tsl-timing.com)

Page 3 of 4

Donington Park National  
Circuit Length = 1.9790 miles  
Start: 10:15 Flag 10:28 End: 10:30

Printed - 10:30 Sunday, 05 September 2021

# BMCRC - MRO Championships 2021 - Rnd 5 @ Donington National

## Chilton Motors 250MZs & Blue Haze GPF

### RACE 4 - STATISTICS

**CLASS : R**

3 Starters

#### Fastest Lap History

NO	NAME	LAP TIME	TIME OF DAY	LAP	VEHICLE
108	Ian KEEBLE	1:35.491	10:18:51.332	2	MZ ETZ 250
108	Ian KEEBLE	1:34.712	10:20:25.998	3	MZ ETZ 250
108	Ian KEEBLE	1:34.103	10:25:10.351	6	MZ ETZ 250
108	Ian KEEBLE	1:34.061	10:29:52.958	9	MZ ETZ 250

#### Leader History

NO	NAME	FROM LAP	LAPS LED	DISTANCE	VEHICLE
108	Ian KEEBLE	1	9	17.77 miles	MZ ETZ 250



**BMCRC - MRO Championships 2021 - Rnd 5 @ Donington National**

**Chilton Motors 250MZs & Blue Haze GPF**



**RACE 15 - GRID (10 Laps)**

ROW 12	36	18	Sam PEARSON	35	94	John HAMILTON	34	13	Gordon RYAN	
ROW 11			1:37.606	33	49	Andy MARKS	32	566	Michael WILBY	
								31	46	Steve BRIGDEN
ROW 10			1:34.958	30	3	Max MAUD	29	56	Russell TURNER	
								28	108	Ian KEEBLE
ROW 9			1:31.711	27	22	Simon FINCH	26	93	Max BARTLE	
								25	96	Chris KENT
ROW 8			1:27.977	24	81	Scott GRANT	23	95	Christopher ROGERS	
								22	32	John ASHMEAD
ROW 7			1:27.730	21	75	Peter WOODALL	20	85	Andrew WALES	
								19	69	Alexander MANN
ROW 6										
ROW 5								14	140	Matt ROBERTSON
								13	42	Alan WOOD
ROW 4								11	67	Mark BAILEY
								10	64	Luke SCOFIELD
ROW 3			1:30.410	9	99	Paul FIRTH	8	142	Martin PEARSON	
								7	169	Mark ELLERAY
ROW 2			1:26.232	6	70	Andrew BURSCOUGH	5	14	Denis HALIL	
								4	4	James SEATH
ROW 1			1:22.354	3	110	Mark HAIGH	2	15	Billy PERKINS	
								1	122	Rik BALLERINI
										<b>Pole</b>



These results are provisional until the conclusion of any judicial and technical matters.

Donington Park National  
Circuit Length = 1.9790 miles

Clerk Of Course :	Stewards :	Timekeeper :

Results can be found at [www.tsl-timing.com](http://www.tsl-timing.com)

Printed - 10:36 Sunday, 05 September 2021





**BMCRC - MRO Championships 2021 - Rnd 5 @ Donington National**

**Chilton Motors 250MZs & Blue Haze GPF**

**RACE 15 - CLASSIFICATION**

POS	NO	CL	PIC NAME	ENTRY	LAPS	TIME	GAP	DIFF	MPH	BEST	ON
1	122	GPF	1 Rik BALLERINI	Suzuki RG570 - SCLS LTD, GECKO RACING, CAM	10	13:27.591			88.05	1:18.893	7
2	15	GPF	2 Billy PERKINS	Yamaha TZR 250 - Ashford tarmac / Barking mad ab	10	13:35.657	8.066	8.066	87.18	1:20.168	7
3	4	GPF	3 James SEATH	Aprilia RS250 - Ovenden Earthmoving	10	13:54.691	27.100	19.034	85.19	1:22.340	9
4	70	GPF	4 Andrew BURSCOUGH	Yamaha YPVS 350 - Apollo/Merlin/Abbey/Martitaniur	10	14:25.694	58.103	31.003	82.14	1:25.339	3
5	14	GPF	5 Denis HALIL	Yamaha TZR 250 - D & A AUTOS	10	14:26.493	58.902	0.799	82.06	1:25.583	6
6	67	GPF	6 Mark BAILEY	Yamaha TZR250 -	9	13:28.003	1 Lap	1 Lap	79.18	1:27.975	9
7	169	GPF	7 Mark ELLERAY	Yamaha TZR250 - Abbot Solutions Ltd	9	13:29.095	1 Lap	1.092	79.08	1:28.544	6
8	142	GPF	8 Martin PEARSON	Yamaha TZR250 - Viking Inspection	9	13:29.487	1 Lap	0.392	79.04	1:28.199	9
9	99	GPF	9 Paul FIRTH	Yamaha TZR 250 - Joanne Porter	9	13:46.292	1 Lap	16.805	77.43	1:30.521	9
10	75		1 Peter WOODALL	MZ ETZ 250 - Online Lubricants	9	13:47.324	1 Lap	1.032	77.34	1:27.372	5
11	95		2 Christopher ROGERS	MZ ETZ 250 - CB Racing	9	13:47.776	1 Lap	0.452	77.29	1:27.448	3
12	69		3 Alexander MANN	MZ TS 250 - HS RACING	9	13:47.837	1 Lap	0.061	77.29	1:27.713	8
13	85		4 Andrew WALES	MZ ETZ 250 - Illuminated Design LTD	9	13:48.040	1 Lap	0.203	77.27	1:27.328	4
14	81		5 Scott GRANT	MZ ETZ 250 - Katie, Mum and Dad	9	13:49.526	1 Lap	1.486	77.13	1:27.573	8
15	96		6 Chris KENT	MZ ETZ 250 - Powder House Coatings Ltd	9	13:53.658	1 Lap	4.132	76.75	1:27.656	3
16	32		7 John ASHMEAD	MZ ETZ 250 -	9	13:56.695	1 Lap	3.037	76.47	1:28.052	4
17	93		8 Max BARTLE	MZ ETZ 250 - Chilton Motors	9	14:31.113	1 Lap	34.418	73.45	1:32.570	5
18	108	R	1 Ian KEEBLE	MZ ETZ 250 -	9	14:46.398	1 Lap	15.285	72.18	1:33.863	7
19	13	R	2 Gordon RYAN	MZ ETZ 250 - Prism Work Psychology	9	14:46.557	1 Lap	0.159	72.17	1:32.828	7
20	3		9 Max MAUD	MZ ETZ 250 -	9	14:55.667	1 Lap	9.110	71.43	1:35.103	3
21	46		10 Steve BRIGDEN	MZ ETZ 250 - SLB Consulting Ltd	9	15:02.152	1 Lap	6.485	70.92	1:35.351	8
22	56		11 Russell TURNER	MZ ETZ 250 - TT Racing	9	15:03.064	1 Lap	0.912	70.85	1:35.669	2
23	49	R	3 Andy MARKS	MZ ETZ 250 - Kingpin Components	8	14:00.982	2 Laps	1 Lap	67.61	1:38.536	8
24	94		12 John HAMILTON	MZ ETZ 250 -	8	14:01.098	2 Laps	0.116	67.60	1:38.686	7

NOT CLASSIFIED

DNF	110	GPF	Mark HAIGH	Aprilia RS250 - Chesterfield Ceramic coatings/The T	9	12:32.185	1 Lap	0.000	85.06	1:21.999	7
DNF	22		Simon FINCH	MZ ETZ 250 - BlueCloud Projects Ltd	2	3:56.695	8 Laps	7 Laps	59.62	1:43.240	2
DNF	566		Michael WILBY	MZ ETZ 250 - Sziler UK	0						

FASTEST LAP

	122	GPF	Rik BALLERINI	Suzuki RG570 - SCLS LTD, GECKO RACING, CAM	7	1:18.893		90.30 mph	145.33 kph		
	85		Andrew WALES	MZ ETZ 250 - Illuminated Design LTD	4	1:27.328		81.58 mph	131.29 kph		
	13	R	Gordon RYAN	MZ ETZ 250 - Prism Work Psychology	7	1:32.828		76.75 mph	123.51 kph		

Class GPF - 92.5% of Race Speed = 81.44 mph

Class - 92.5% of Race Speed = 71.53 mph

Class R - 92.5% of Race Speed = 66.76 mph

Donington Park National: 1.9790 miles

Race Distance: 10 Laps / 19.79 miles

Start: 14:26 Flag 14:40 End: 14:41

Weather / Track : Sunny / Dry

These results are provisional until the conclusion of any judicial and technical matters.

Clerk Of Course :	Stewards :	Timekeeper :

Results can be found at [www.tsl-timing.com](http://www.tsl-timing.com)

Printed - 14:42 Sunday, 05 September 2021





# BMCRC - MRO Championships 2021 - Rnd 5 @ Donington National

## Chilton Motors 250MZs & Blue Haze GPF

### RACE 15 - SECTOR ANALYSIS



SECTOR 1 = FL to I1, SECTOR 2 = I1 to FL, DIFF = Difference To Personal Best Lap, P = Crossed Finish Line in Pit Lane, D = Time Disallowed

P1 122 GPF		Rik BALLERINI		Suzuki RG570 - SCLS LTD, GECKO RACING, CAMBRIDGE MK			
IDEAL LAP TIME : 1:18.624		BEST LAP TIME : 1:18.893		DIFFERENCE : 0.269			
LAP	SECTOR 1	SECTOR 2	LAP TIME	MPH	DIFF	TIME OF DAY	
1 -		28.625	1:23.563	85.26	4.670	14:28:03.848	
2 -	54.046	28.612	1:22.658	86.19	3.765	14:29:26.506	
3 -	51.678	27.658	1:19.336 (3)	89.80	0.443	14:30:45.842	
4 -	52.594	<b>27.556</b>	1:20.150	88.89	1.257	14:32:05.992	
5 -	52.588	28.036	1:20.624	88.36	1.731	14:33:26.616	
6 -	51.492	27.884	1:19.376	89.75	0.483	14:34:45.992	
7 -	51.215	27.678	<b>1:18.893 (1)</b>	<b>90.30</b>		<b>14:36:04.885</b>	
8 -	51.677	28.196	1:19.873	89.19	0.980	14:37:24.758	
9 -	<b>51.068</b>	27.984	1:19.052 (2)	90.12	0.159	14:38:43.810	
10 -	52.796	31.270	1:24.066	84.75	5.173	14:40:07.876	

P2 15 GPF		Billy PERKINS		Yamaha TZR 250 - Ashford tarmac / Barking mad about Animals			
IDEAL LAP TIME : 1:20.168		BEST LAP TIME : 1:20.168		DIFFERENCE : 0.000			
LAP	SECTOR 1	SECTOR 2	LAP TIME	MPH	DIFF	TIME OF DAY	
1 -		28.509	1:24.237	84.57	4.069	14:28:04.522	
2 -	53.126	28.450	1:21.576	87.33	1.408	14:29:26.098	
3 -	52.595	28.236	1:20.831	88.14	0.663	14:30:46.929	
4 -	52.649	28.146	1:20.795 (3)	88.18	0.627	14:32:07.724	
5 -	54.214	28.267	1:22.481	86.37	2.313	14:33:30.205	
6 -	52.287	28.271	1:20.558 (2)	88.44	0.390	14:34:50.763	
7 -	<b>52.075</b>	<b>28.093</b>	<b>1:20.168 (1)</b>	<b>88.87</b>		<b>14:36:10.931</b>	
8 -	52.495	28.774	1:21.269	87.66	1.101	14:37:32.200	
9 -	52.839	29.011	1:21.850	87.04	1.682	14:38:54.050	
10 -	53.033	28.859	1:21.892	87.00	1.724	14:40:15.942	

P3 4 GPF		James SEATH		Aprilia RS250 - Ovenden Earthmoving			
IDEAL LAP TIME : 1:22.135		BEST LAP TIME : 1:22.340		DIFFERENCE : 0.205			
LAP	SECTOR 1	SECTOR 2	LAP TIME	MPH	DIFF	TIME OF DAY	
1 -		29.393	1:27.414	81.50	5.074	14:28:07.699	
2 -	53.868	29.324	1:23.192	85.64	0.852	14:29:30.891	
3 -	53.954	29.295	1:23.249	85.58	0.909	14:30:54.140	
4 -	53.763	29.287	1:23.050	85.78	0.710	14:32:17.190	
5 -	53.654	30.098	1:23.752	85.06	1.412	14:33:40.942	
6 -	54.285	29.315	1:23.600	85.22	1.260	14:35:04.542	
7 -	53.318	<b>29.085</b>	1:22.403 (2)	86.46	0.063	14:36:26.945	
8 -	<b>53.050</b>	29.551	1:22.601 (3)	86.25	0.261	14:37:49.546	
9 -	53.180	29.160	<b>1:22.340 (1)</b>	<b>86.52</b>		<b>14:39:11.886</b>	
10 -	53.638	29.452	1:23.090	85.74	0.750	14:40:34.976	

P4 70 GPF		Andrew BURSCOUGH		Yamaha YPVS 350 - Apollo/Merlin/Abbey/Martitani			
IDEAL LAP TIME : 1:24.885		BEST LAP TIME : 1:25.339		DIFFERENCE : 0.454			
LAP	SECTOR 1	SECTOR 2	LAP TIME	MPH	DIFF	TIME OF DAY	
1 -		<b>29.723</b>	1:29.123	79.94	3.784	14:28:09.408	
2 -	55.675	29.957	1:25.632 (2)	83.20	0.293	14:29:35.040	
3 -	<b>55.162</b>	30.177	<b>1:25.339 (1)</b>	<b>83.48</b>		<b>14:31:00.379</b>	
4 -	56.274	30.060	1:26.334	82.52	0.995	14:32:26.713	
5 -	56.906	30.458	1:27.364	81.55	2.025	14:33:54.077	
6 -	56.227	30.020	1:26.247	82.60	0.908	14:35:20.324	
7 -	56.405	29.894	1:26.299	82.55	0.960	14:36:46.623	
8 -	56.593	30.296	1:26.889	81.99	1.550	14:38:13.512	
9 -	55.998	30.276	1:26.274	82.58	0.935	14:39:39.786	
10 -	55.788	30.405	1:26.193 (3)	82.65	0.854	14:41:05.979	

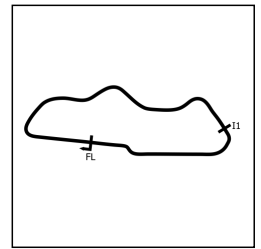
Weather / Track : Sunny / Dry

Donington Park National  
Circuit Length = 1.9790 miles  
Start: 14:26 Flag 14:40 End: 14:41

# BMCRC - MRO Championships 2021 - Rnd 5 @ Donington National

## Chilton Motors 250MZs & Blue Haze GPF

### RACE 15 - SECTOR ANALYSIS



SECTOR 1 = FL to I1, SECTOR 2 = I1 to FL, DIFF = Difference To Personal Best Lap, P = Crossed Finish Line in Pit Lane, D = Time Disallowed

P5 14 GPF Denis HALIL			Yamaha TZR 250 - D & A AUTOS			
IDEAL LAP TIME : 1:25.370		BEST LAP TIME : 1:25.583		DIFFERENCE : 0.213		
LAP	SECTOR 1	SECTOR 2	LAP TIME	MPH	DIFF	TIME OF DAY
1 -		30.020	1:28.916	80.12	3.333	14:28:09.201
2 -	<b>55.531</b>	30.137	1:25.668 (3)	83.16	0.085	14:29:34.869
3 -	56.443	30.263	1:26.706	82.17	1.123	14:31:01.575
4 -	56.467	30.023	1:26.490	82.37	0.907	14:32:28.065
5 -	57.445	30.427	1:27.872	81.07	2.289	14:33:55.937
6 -	55.744	<b>29.839</b>	<b>1:25.583 (1)</b>	<b>83.24</b>		<b>14:35:21.520</b>
7 -	56.044	30.308	1:26.352	82.50	0.769	14:36:47.872
8 -	56.371	30.022	1:26.393	82.46	0.810	14:38:14.265
9 -	55.539	30.065	1:25.604 (2)	83.22	0.021	14:39:39.869
10 -	56.322	30.587	1:26.909	81.97	1.326	14:41:06.778

P6 67 GPF Mark BAILEY			Yamaha TZR250 -			
IDEAL LAP TIME : 1:27.975		BEST LAP TIME : 1:27.975		DIFFERENCE : 0.000		
LAP	SECTOR 1	SECTOR 2	LAP TIME	MPH	DIFF	TIME OF DAY
1 -		30.835	1:32.832	76.74	4.857	14:28:13.117
2 -	57.738	31.215	1:28.953 (2)	80.09	0.978	14:29:42.070
3 -	58.775	31.247	1:30.022	79.14	2.047	14:31:12.092
4 -	59.324	30.790	1:30.114	79.06	2.139	14:32:42.206
5 -	58.653	31.086	1:29.739	79.39	1.764	14:34:11.945
6 -	58.389	31.196	1:29.585	79.52	1.610	14:35:41.530
7 -	58.597	31.157	1:29.754	79.37	1.779	14:37:11.284
8 -	57.901	31.128	1:29.029 (3)	80.02	1.054	14:38:40.313
9 -	<b>57.258</b>	<b>30.717</b>	<b>1:27.975 (1)</b>	<b>80.98</b>		<b>14:40:08.288</b>

P7 169 GPF Mark ELLERAY			Yamaha TZR250 - Abbot Solutions Ltd			
IDEAL LAP TIME : 1:28.157		BEST LAP TIME : 1:28.544		DIFFERENCE : 0.387		
LAP	SECTOR 1	SECTOR 2	LAP TIME	MPH	DIFF	TIME OF DAY
1 -		31.611	1:35.459	74.63	6.915	14:28:15.744
2 -	58.356	31.506	1:29.862	79.28	1.318	14:29:45.606
3 -	58.372	31.112	1:29.484	79.61	0.940	14:31:15.090
4 -	57.853	31.045	1:28.898 (3)	80.14	0.354	14:32:43.988
5 -	58.529	31.192	1:29.721	79.40	1.177	14:34:13.709
6 -	57.616	<b>30.928</b>	<b>1:28.544 (1)</b>	<b>80.46</b>		<b>14:35:42.253</b>
7 -	58.231	31.176	1:29.407	79.68	0.863	14:37:11.660
8 -	<b>57.229</b>	31.884	1:29.113	79.95	0.569	14:38:40.773
9 -	57.616	30.991	1:28.607 (2)	80.40	0.063	14:40:09.380

P8 142 GPF Martin PEARSON			Yamaha TZR250 - Viking Inspection			
IDEAL LAP TIME : 1:28.199		BEST LAP TIME : 1:28.199		DIFFERENCE : 0.000		
LAP	SECTOR 1	SECTOR 2	LAP TIME	MPH	DIFF	TIME OF DAY
1 -		32.055	1:35.242	74.80	7.043	14:28:15.527
2 -	58.203	31.261	1:29.464	79.63	1.265	14:29:44.991
3 -	58.516	31.186	1:29.702	79.42	1.503	14:31:14.693
4 -	58.683	31.449	1:30.132	79.04	1.933	14:32:44.825
5 -	58.363	31.551	1:29.914	79.23	1.715	14:34:14.739
6 -	57.841	31.455	1:29.296	79.78	1.097	14:35:44.035
7 -	57.837	31.350	1:29.187 (3)	79.88	0.988	14:37:13.222
8 -	57.383	30.968	1:28.351 (2)	80.64	0.152	14:38:41.573
9 -	<b>57.354</b>	<b>30.845</b>	<b>1:28.199 (1)</b>	<b>80.77</b>		<b>14:40:09.772</b>

Weather / Track : Sunny / Dry

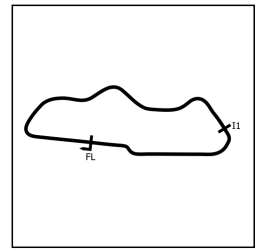
Donington Park National  
Circuit Length = 1.9790 miles  
Start: 14:26 Flag 14:40 End: 14:41



# BMCRC - MRO Championships 2021 - Rnd 5 @ Donington National

## Chilton Motors 250MZs & Blue Haze GPF

### RACE 15 - SECTOR ANALYSIS



SECTOR 1 = FL to I1, SECTOR 2 = I1 to FL, DIFF = Difference To Personal Best Lap, P = Crossed Finish Line in Pit Lane, D = Time Disallowed

P9 99 GPF Paul FIRTH		Yamaha TZR 250 - Joanne Porter				
IDEAL LAP TIME : 1:30.403		BEST LAP TIME : 1:30.521		DIFFERENCE : 0.118		
LAP	SECTOR 1	SECTOR 2	LAP TIME	MPH	DIFF	TIME OF DAY
1 -		32.210	1:36.525	73.81	6.004	14:28:16.810
2 -	59.182	31.751	1:30.933 (3)	78.35	0.412	14:29:47.743
3 -	59.379	32.013	1:31.392	77.95	0.871	14:31:19.135
4 -	59.489	32.002	1:31.491	77.87	0.970	14:32:50.626
5 -	1:00.060	31.779	1:31.839	77.57	1.318	14:34:22.465
6 -	59.586	32.040	1:31.626	77.75	1.105	14:35:54.091
7 -	59.264	31.930	1:31.194	78.12	0.673	14:37:25.285
8 -	59.062	<b>31.709</b>	1:30.771 (2)	78.49	0.250	14:38:56.056
9 -	<b>58.694</b>	31.827	<b>1:30.521 (1)</b>	<b>78.70</b>		<b>14:40:26.577</b>

P10 75 Peter WOODALL		MZ ETZ 250 - Online Lubricants				
IDEAL LAP TIME : 1:27.094		BEST LAP TIME : 1:27.372		DIFFERENCE : 0.278		
LAP	SECTOR 1	SECTOR 2	LAP TIME	MPH	DIFF	TIME OF DAY
1 -		31.860	2:04.428	57.25	37.056	14:28:44.713
2 -	56.955	31.259	1:28.214	80.76	0.842	14:30:12.927
3 -	57.427	<b>30.490</b>	1:27.917	81.03	0.545	14:31:40.844
4 -	56.929	30.527	1:27.456 (2)	81.46	0.084	14:33:08.300
5 -	56.854	30.518	<b>1:27.372 (1)</b>	<b>81.54</b>		<b>14:34:35.672</b>
6 -	57.664	31.021	1:28.685	80.33	1.313	14:36:04.357
7 -	<b>56.604</b>	31.025	1:27.629 (3)	81.30	0.257	14:37:31.986
8 -	57.101	30.852	1:27.953	81.00	0.581	14:38:59.939
9 -	56.833	30.837	1:27.670	81.26	0.298	14:40:27.609

P11 95 Christopher ROGERS		MZ ETZ 250 - CB Racing				
IDEAL LAP TIME : 1:26.925		BEST LAP TIME : 1:27.448		DIFFERENCE : 0.523		
LAP	SECTOR 1	SECTOR 2	LAP TIME	MPH	DIFF	TIME OF DAY
1 -		31.843	2:04.452	57.24	37.004	14:28:44.737
2 -	57.369	31.014	1:28.383	80.61	0.935	14:30:13.120
3 -	56.656	30.792	<b>1:27.448 (1)</b>	<b>81.47</b>		<b>14:31:40.568</b>
4 -	57.496	<b>30.421</b>	1:27.917	81.03	0.469	14:33:08.485
5 -	56.817	30.694	1:27.511 (2)	81.41	0.063	14:34:35.996
6 -	57.203	30.721	1:27.924	81.03	0.476	14:36:03.920
7 -	57.081	31.188	1:28.269	80.71	0.821	14:37:32.189
8 -	<b>56.504</b>	31.366	1:27.870 (3)	81.08	0.422	14:39:00.059
9 -	57.244	30.758	1:28.002	80.96	0.554	14:40:28.061

P12 69 Alexander MANN		MZ TS 250 - HS RACING				
IDEAL LAP TIME : 1:27.131		BEST LAP TIME : 1:27.713		DIFFERENCE : 0.582		
LAP	SECTOR 1	SECTOR 2	LAP TIME	MPH	DIFF	TIME OF DAY
1 -		31.148	2:02.955	57.94	35.242	14:28:43.240
2 -	57.702	30.750	1:28.452	80.54	0.739	14:30:11.692
3 -	57.254	30.699	1:27.953 (3)	81.00	0.240	14:31:39.645
4 -	57.558	<b>30.490</b>	1:28.048	80.91	0.335	14:33:07.693
5 -	57.287	31.106	1:28.393	80.60	0.680	14:34:36.086
6 -	57.419	31.167	1:28.586	80.42	0.873	14:36:04.672
7 -	<b>56.641</b>	31.130	1:27.771 (2)	81.17	0.058	14:37:32.443
8 -	56.853	30.860	<b>1:27.713 (1)</b>	<b>81.22</b>		<b>14:39:00.156</b>
9 -	56.974	30.992	1:27.966	80.99	0.253	14:40:28.122

Weather / Track : Sunny / Dry

Donington Park National  
Circuit Length = 1.9790 miles  
Start: 14:26 Flag 14:40 End: 14:41

# BMCRC - MRO Championships 2021 - Rnd 5 @ Donington National

## Chilton Motors 250MZs & Blue Haze GPF

### RACE 15 - SECTOR ANALYSIS



SECTOR 1 = FL to I1, SECTOR 2 = I1 to FL, DIFF = Difference To Personal Best Lap, P = Crossed Finish Line in Pit Lane, D = Time Disallowed

P13 85		Andrew WALES		MZ ETZ 250 - Illuminated Design LTD		
IDEAL LAP TIME : 1:26.805		BEST LAP TIME : 1:27.328		DIFFERENCE : 0.523		
LAP	SECTOR 1	SECTOR 2	LAP TIME	MPH	DIFF	TIME OF DAY
1 -		31.243	2:03.515	57.68	36.187	14:28:43.800
2 -	57.631	32.032	1:29.663	79.46	2.335	14:30:13.463
3 -	57.307	30.572	1:27.879	81.07	0.551	14:31:41.342
<b>4 -</b>	<b>57.020</b>	<b>30.308</b>	<b>1:27.328 (1)</b>	<b>81.58</b>		<b>14:33:08.670</b>
5 -	56.845	30.777	1:27.622 (3)	81.31	0.294	14:34:36.292
6 -	56.947	30.591	1:27.538 (2)	81.38	0.210	14:36:03.830
7 -	57.415	31.115	1:28.530	80.47	1.202	14:37:32.360
8 -	<b>56.497</b>	31.171	1:27.668	81.26	0.340	14:39:00.028
9 -	57.360	30.937	1:28.297	80.68	0.969	14:40:28.325

P14 81		Scott GRANT		MZ ETZ 250 - Katie, Mum and Dad		
IDEAL LAP TIME : 1:27.188		BEST LAP TIME : 1:27.573		DIFFERENCE : 0.385		
LAP	SECTOR 1	SECTOR 2	LAP TIME	MPH	DIFF	TIME OF DAY
1 -		30.771	2:03.110	57.87	35.537	14:28:43.395
2 -	58.083	31.794	1:29.877	79.27	2.304	14:30:13.272
3 -	57.678	31.409	1:29.087	79.97	1.514	14:31:42.359
4 -	57.003	30.696	1:27.699 (2)	81.23	0.126	14:33:10.058
5 -	57.502	<b>30.578</b>	1:28.080	80.88	0.507	14:34:38.138
6 -	57.458	30.822	1:28.280	80.70	0.707	14:36:06.418
7 -	57.379	30.651	1:28.030	80.93	0.457	14:37:34.448
<b>8 -</b>	<b>56.610</b>	30.963	<b>1:27.573 (1)</b>	<b>81.35</b>		<b>14:39:02.021</b>
9 -	56.918	30.872	1:27.790 (3)	81.15	0.217	14:40:29.811

P15 96		Chris KENT		MZ ETZ 250 - Powder House Coatings Ltd		
IDEAL LAP TIME : 1:27.488		BEST LAP TIME : 1:27.656		DIFFERENCE : 0.168		
LAP	SECTOR 1	SECTOR 2	LAP TIME	MPH	DIFF	TIME OF DAY
1 -		31.332	2:04.459	57.24	36.803	14:28:44.744
2 -	57.487	31.387	1:28.874	80.16	1.218	14:30:13.618
<b>3 -</b>	<b>56.962</b>	30.694	<b>1:27.656 (1)</b>	<b>81.27</b>		<b>14:31:41.274</b>
4 -	57.194	30.785	1:27.979 (2)	80.98	0.323	14:33:09.253
5 -	58.204	<b>30.526</b>	1:28.730	80.29	1.074	14:34:37.983
6 -	58.302	31.027	1:29.329	79.75	1.673	14:36:07.312
7 -	57.373	30.981	1:28.354 (3)	80.63	0.698	14:37:35.666
8 -	57.493	30.952	1:28.445	80.55	0.789	14:39:04.111
9 -	58.396	31.436	1:29.832	79.31	2.176	14:40:33.943

P16 32		John ASHMEAD		MZ ETZ 250 -		
IDEAL LAP TIME : 1:28.052		BEST LAP TIME : 1:28.052		DIFFERENCE : 0.000		
LAP	SECTOR 1	SECTOR 2	LAP TIME	MPH	DIFF	TIME OF DAY
1 -		31.422	2:04.784	57.09	36.732	14:28:45.069
2 -	57.735	30.974	1:28.709	80.31	0.657	14:30:13.778
3 -	57.399	31.206	1:28.605 (3)	80.40	0.553	14:31:42.383
<b>4 -</b>	<b>57.267</b>	<b>30.785</b>	<b>1:28.052 (1)</b>	<b>80.91</b>		<b>14:33:10.435</b>
5 -	57.362	31.051	1:28.413 (2)	80.58	0.361	14:34:38.848
6 -	57.352	31.747	1:29.099	79.96	1.047	14:36:07.947
7 -	57.385	31.362	1:28.747	80.28	0.695	14:37:36.694
8 -	57.944	31.880	1:29.824	79.31	1.772	14:39:06.518
9 -	58.195	32.267	1:30.462	78.75	2.410	14:40:36.980

Weather / Track : Sunny / Dry

Donington Park National  
Circuit Length = 1.9790 miles  
Start: 14:26 Flag 14:40 End: 14:41

# BMCRC - MRO Championships 2021 - Rnd 5 @ Donington National

## Chilton Motors 250MZs & Blue Haze GPF

### RACE 15 - SECTOR ANALYSIS



SECTOR 1 = FL to I1, SECTOR 2 = I1 to FL, DIFF = Difference To Personal Best Lap, P = Crossed Finish Line in Pit Lane, D = Time Disallowed

P17 93		Max BARTLE		MZ ETZ 250 - Chilton Motors		
IDEAL LAP TIME : 1:32.002		BEST LAP TIME : 1:32.570		DIFFERENCE : 0.568		
LAP	SECTOR 1	SECTOR 2	LAP TIME	MPH	DIFF	TIME OF DAY
1 -		<b>32.267</b>	2:07.172	56.02	34.602	14:28:47.457
2 -	59.822	32.865	1:32.687 (3)	76.86	0.117	14:30:20.144
3 -	1:01.022	32.459	1:33.481	76.21	0.911	14:31:53.625
4 -	1:01.119	32.581	1:33.700	76.03	1.130	14:33:27.325
5 -	1:00.063	32.507	<b>1:32.570 (1)</b>	<b>76.96</b>		<b>14:34:59.895</b>
6 -	1:00.375	32.329	1:32.704	76.85	0.134	14:36:32.599
7 -	1:00.501	32.693	1:33.194	76.44	0.624	14:38:05.793
8 -	1:00.139	32.482	1:32.621 (2)	76.92	0.051	14:39:38.414
9 -	<b>59.735</b>	33.249	1:32.984	76.62	0.414	14:41:11.398

P18 108 R		Ian KEEBLE		MZ ETZ 250 -		
IDEAL LAP TIME : 1:33.560		BEST LAP TIME : 1:33.863		DIFFERENCE : 0.303		
LAP	SECTOR 1	SECTOR 2	LAP TIME	MPH	DIFF	TIME OF DAY
1 -		33.040	2:09.965	54.81	36.102	14:28:50.250
2 -	1:02.822	32.654	1:35.476	74.62	1.613	14:30:25.726
3 -	1:01.962	33.205	1:35.167	74.86	1.304	14:32:00.893
4 -	1:01.869	32.669	1:34.538	75.36	0.675	14:33:35.431
5 -	1:01.479	32.747	1:34.226 (3)	75.61	0.363	14:35:09.657
6 -	1:01.692	33.194	1:34.886	75.08	1.023	14:36:44.543
7 -	<b>1:01.018</b>	32.845	<b>1:33.863 (1)</b>	<b>75.90</b>		<b>14:38:18.406</b>
8 -	1:01.466	<b>32.542</b>	1:34.008 (2)	75.78	0.145	14:39:52.414
9 -	1:01.228	33.041	1:34.269	75.57	0.406	14:41:26.683

P19 13 R		Gordon RYAN		MZ ETZ 250 - Prism Work Psychology		
IDEAL LAP TIME : 1:32.828		BEST LAP TIME : 1:32.828		DIFFERENCE : 0.000		
LAP	SECTOR 1	SECTOR 2	LAP TIME	MPH	DIFF	TIME OF DAY
1 -		33.190	2:12.946	53.59	40.118	14:28:53.231
2 -	1:02.033	32.652	1:34.685	75.24	1.857	14:30:27.916
3 -	1:01.805	32.919	1:34.724	75.21	1.896	14:32:02.640
4 -	1:01.450	32.839	1:34.289	75.56	1.461	14:33:36.929
5 -	1:02.143	32.861	1:35.004	74.99	2.176	14:35:11.933
6 -	1:00.994	32.900	1:33.894 (3)	75.87	1.066	14:36:45.827
7 -	<b>1:00.199</b>	<b>32.629</b>	<b>1:32.828 (1)</b>	<b>76.75</b>		<b>14:38:18.655</b>
8 -	1:00.744	32.789	1:33.533 (2)	76.17	0.705	14:39:52.188
9 -	1:01.069	33.585	1:34.654	75.27	1.826	14:41:26.842

P20 3		Max MAUD		MZ ETZ 250 -		
IDEAL LAP TIME : 1:34.889		BEST LAP TIME : 1:35.103		DIFFERENCE : 0.214		
LAP	SECTOR 1	SECTOR 2	LAP TIME	MPH	DIFF	TIME OF DAY
1 -		33.407	2:10.837	54.45	35.734	14:28:51.122
2 -	1:01.742	33.609	1:35.351	74.72	0.248	14:30:26.473
3 -	1:01.648	33.455	<b>1:35.103 (1)</b>	<b>74.91</b>		<b>14:32:01.576</b>
4 -	1:01.801	<b>33.324</b>	1:35.125 (2)	74.89	0.022	14:33:36.701
5 -	1:02.785	33.505	1:36.290	73.99	1.187	14:35:12.991
6 -	1:01.747	33.494	1:35.241 (3)	74.80	0.138	14:36:48.232
7 -	<b>1:01.565</b>	33.779	1:35.344	74.72	0.241	14:38:23.576
8 -	1:01.759	34.417	1:36.176	74.07	1.073	14:39:59.752
9 -	1:01.994	34.206	1:36.200	74.06	1.097	14:41:35.952

Weather / Track : Sunny / Dry

Donington Park National  
Circuit Length = 1.9790 miles  
Start: 14:26 Flag 14:40 End: 14:41

# BMCRC - MRO Championships 2021 - Rnd 5 @ Donington National

## Chilton Motors 250MZs & Blue Haze GPF

### RACE 15 - SECTOR ANALYSIS



SECTOR 1 = FL to I1, SECTOR 2 = I1 to FL, DIFF = Difference To Personal Best Lap, P = Crossed Finish Line in Pit Lane, D = Time Disallowed

P21 46		Steve BRIGDEN		MZ ETZ 250 - SLB Consulting Ltd		
IDEAL LAP TIME : 1:35.158		BEST LAP TIME : 1:35.351		DIFFERENCE : 0.193		
LAP	SECTOR 1	SECTOR 2	LAP TIME	MPH	DIFF	TIME OF DAY
1 -		33.421	2:12.351	53.83	37.000	14:28:52.636
2 -	1:02.078	33.869	1:35.947	74.25	0.596	14:30:28.583
3 -	1:02.651	<b>33.118</b>	1:35.769 (2)	74.39	0.418	14:32:04.352
4 -	1:02.961	34.281	1:37.242	73.26	1.891	14:33:41.594
5 -	1:02.256	33.637	1:35.893 (3)	74.29	0.542	14:35:17.487
6 -	1:02.556	33.908	1:36.464	73.85	1.113	14:36:53.951
7 -	1:03.015	33.788	1:36.803	73.59	1.452	14:38:30.754
8 -	<b>1:02.040</b>	33.311	<b>1:35.351 (1)</b>	<b>74.72</b>		<b>14:40:06.105</b>
9 -	1:02.359	33.973	1:36.332	73.95	0.981	14:41:42.437

P22 56		Russell TURNER		MZ ETZ 250 - TT Racing		
IDEAL LAP TIME : 1:35.030		BEST LAP TIME : 1:35.669		DIFFERENCE : 0.639		
LAP	SECTOR 1	SECTOR 2	LAP TIME	MPH	DIFF	TIME OF DAY
1 -		33.423	2:11.754	54.07	36.085	14:28:52.039
2 -	<b>1:02.149</b>	33.520	<b>1:35.669 (1)</b>	<b>74.47</b>		<b>14:30:27.708</b>
3 -	1:02.915	<b>32.881</b>	1:35.796 (3)	74.37	0.127	14:32:03.504
4 -	1:03.531	33.816	1:37.347	73.18	1.678	14:33:40.851
5 -	1:02.278	33.645	1:35.923	74.27	0.254	14:35:16.774
6 -	1:02.208	33.461	<b>1:35.669 (1)</b>	<b>74.47</b>		<b>14:36:52.443</b>
7 -	1:02.736	33.519	1:36.255	74.01	0.586	14:38:28.698
8 -	1:02.794	34.263	1:37.057	73.40	1.388	14:40:05.755
9 -	1:03.909	33.685	1:37.594	73.00	1.925	14:41:43.349

P23 49 R		Andy MARKS		MZ ETZ 250 - Kingpin Components		
IDEAL LAP TIME : 1:38.282		BEST LAP TIME : 1:38.536		DIFFERENCE : 0.254		
LAP	SECTOR 1	SECTOR 2	LAP TIME	MPH	DIFF	TIME OF DAY
1 -		35.393	2:18.457	51.45	39.921	14:28:58.742
2 -	1:05.528	35.020	1:40.548 (3)	70.85	2.012	14:30:39.290
3 -	1:05.721	35.071	1:40.792	70.68	2.256	14:32:20.082
4 -	1:05.481	35.352	1:40.833	70.65	2.297	14:34:00.915
5 -	1:05.961	36.338	1:42.299	69.64	3.763	14:35:43.214
6 -	1:05.019	35.776	1:40.795	70.68	2.259	14:37:24.009
7 -	1:04.265	<b>34.457</b>	1:38.722 (2)	72.16	0.186	14:39:02.731
8 -	<b>1:03.825</b>	34.711	<b>1:38.536 (1)</b>	<b>72.30</b>		<b>14:40:41.267</b>

P24 94		John HAMILTON		MZ ETZ 250 -		
IDEAL LAP TIME : 1:38.150		BEST LAP TIME : 1:38.686		DIFFERENCE : 0.536		
LAP	SECTOR 1	SECTOR 2	LAP TIME	MPH	DIFF	TIME OF DAY
1 -		34.863	2:17.562	51.79	38.876	14:28:57.847
2 -	1:05.558	35.063	1:40.621 (3)	70.80	1.935	14:30:38.468
3 -	1:06.230	35.159	1:41.389	70.27	2.703	14:32:19.857
4 -	1:06.271	34.667	1:40.938	70.58	2.252	14:34:00.795
5 -	1:05.910	35.731	1:41.641	70.09	2.955	14:35:42.436
6 -	1:05.821	35.636	1:41.457	70.22	2.771	14:37:23.893
7 -	<b>1:03.748</b>	34.938	<b>1:38.686 (1)</b>	<b>72.19</b>		<b>14:39:02.579</b>
8 -	1:04.402	<b>34.402</b>	1:38.804 (2)	72.10	0.118	14:40:41.383

Weather / Track : Sunny / Dry

Donington Park National  
Circuit Length = 1.9790 miles  
Start: 14:26 Flag 14:40 End: 14:41

# BMCRC - MRO Championships 2021 - Rnd 5 @ Donington National

## Chilton Motors 250MZs & Blue Haze GPF

### RACE 15 - SECTOR ANALYSIS



SECTOR 1 = FL to I1, SECTOR 2 = I1 to FL, DIFF = Difference To Personal Best Lap, P = Crossed Finish Line in Pit Lane, D = Time Disallowed

<b>P25 110 GPF</b>		<b>Mark HAIGH</b>		Aprilia RS250 - Chesterfield Ceramic coatings/The Tuning Work:			
IDEAL LAP TIME : 1:21.724		BEST LAP TIME : 1:21.999		DIFFERENCE : 0.275			
LAP	SECTOR 1	SECTOR 2	LAP TIME	MPH	DIFF	TIME OF DAY	
1 -		29.674	1:28.718	80.30	6.719	14:28:09.003	
2 -	53.212	<b>28.937</b>	1:22.149 <b>(2)</b>	86.72	0.150	14:29:31.152	
3 -	53.855	29.229	1:23.084	85.75	1.085	14:30:54.236	
4 -	53.840	29.261	1:23.101	85.73	1.102	14:32:17.337	
5 -	53.811	29.997	1:23.808	85.01	1.809	14:33:41.145	
6 -	55.008	29.520	1:24.528	84.28	2.529	14:35:05.673	
7 -	52.891	29.108	<b>1:21.999 (1)</b>	<b>86.88</b>		<b>14:36:27.672</b>	
8 -	<b>52.787</b>	29.367	1:22.154 <b>(3)</b>	86.72	0.155	14:37:49.826	
9 -	53.408	29.236	1:22.644	86.20	0.645	14:39:12.470	

<b>P26 22</b>		<b>Simon FINCH</b>		MZ ETZ 250 - BlueCloud Projects Ltd			
IDEAL LAP TIME :		BEST LAP TIME : 1:43.240		DIFFERENCE :			
LAP	SECTOR 1	SECTOR 2	LAP TIME	MPH	DIFF	TIME OF DAY	
1 -			2:13.455	53.38	30.215	14:28:53.740	
2 -			<b>1:43.240 (1)</b>	<b>69.01</b>		<b>14:30:36.980</b>	

# BMCRC - MRO Championships 2021 - Rnd 5 @ Donington National

## Chilton Motors 250MZs & Blue Haze GPF

### RACE 15 - BEST SECTORS

SECTOR 1			SECTOR 2			IDEAL / BEST COMPARISON						
POS	NO	NAME	TIME	NO	NAME	TIME	POS	NO	NAME	IDEAL	BEST	DIFF
									<b>PERFECT LAP</b>	<b>1:18.624</b>		
1	122	BALLERINI	51.068	122	BALLERINI	27.556	1	122	BALLERINI	1:18.624	1:18.893	0.269
2	15	PERKINS	52.075	15	PERKINS	28.093	2	15	PERKINS	1:20.168	1:20.168	0.000
3	110	HAIGH	52.787	110	HAIGH	28.937	3	110	HAIGH	1:21.724	1:21.999	0.275
4	4	SEATH	53.050	4	SEATH	29.085	4	4	SEATH	1:22.135	1:22.340	0.205
5	70	BURSCOUGH	55.162	70	BURSCOUGH	29.723	5	70	BURSCOUGH	1:24.885	1:25.339	0.454
6	14	HALIL	55.531	14	HALIL	29.839	6	14	HALIL	1:25.370	1:25.583	0.213
7	85	WALES	56.497	85	WALES	30.308	7	85	WALES	1:26.805	1:27.328	0.523
8	95	ROGERS	56.504	95	ROGERS	30.421	8	95	ROGERS	1:26.925	1:27.448	0.523
9	75	WOODALL	56.604	75	WOODALL	30.490	9	75	WOODALL	1:27.094	1:27.372	0.278
10	81	GRANT	56.610	69	MANN	30.490	10	69	MANN	1:27.131	1:27.713	0.582
11	69	MANN	56.641	96	KENT	30.526	11	81	GRANT	1:27.188	1:27.573	0.385
12	96	KENT	56.962	81	GRANT	30.578	12	96	KENT	1:27.488	1:27.656	0.168
13	169	ELLERAY	57.229	67	BAILEY	30.717	13	67	BAILEY	1:27.975	1:27.975	0.000
14	67	BAILEY	57.258	32	ASHMEAD	30.785	14	32	ASHMEAD	1:28.052	1:28.052	0.000
15	32	ASHMEAD	57.267	142	PEARSON	30.845	15	169	ELLERAY	1:28.157	1:28.544	0.387
16	142	PEARSON	57.354	169	ELLERAY	30.928	16	142	PEARSON	1:28.199	1:28.199	0.000
17	99	FIRTH	58.694	99	FIRTH	31.709	17	99	FIRTH	1:30.403	1:30.521	0.118
18	93	BARTLE	59.735	93	BARTLE	32.267	18	93	BARTLE	1:32.002	1:32.570	0.568
19	13	RYAN	1:00.199	108	KEEBLE	32.542	19	13	RYAN	1:32.828	1:32.828	0.000
20	108	KEEBLE	1:01.018	13	RYAN	32.629	20	108	KEEBLE	1:33.560	1:33.863	0.303
21	3	MAUD	1:01.565	56	TURNER	32.881	21	3	MAUD	1:34.889	1:35.103	0.214
22	46	BRIGDEN	1:02.040	46	BRIGDEN	33.118	22	56	TURNER	1:35.030	1:35.669	0.639
23	56	TURNER	1:02.149	3	MAUD	33.324	23	46	BRIGDEN	1:35.158	1:35.351	0.193
24	94	HAMILTON	1:03.748	94	HAMILTON	34.402	24	94	HAMILTON	1:38.150	1:38.686	0.536
25	49	MARKS	1:03.825	49	MARKS	34.457	25	49	MARKS	1:38.282	1:38.536	0.254
26							26	22	FINCH		1:43.240	
27												

Weather / Track : Sunny / Dry

Results can be found at [www.tsl-timing.com](http://www.tsl-timing.com)

Donington Park National  
Circuit Length = 1.9790 miles  
Start: 14:26 Flag 14:40 End: 14:41

Printed - 14:42 Sunday, 05 September 2021

# BMCRC - MRO Championships 2021 - Rnd 5 @ Donington National

## Chilton Motors 250MZs & Blue Haze GPF

### RACE 15 - STATISTICS

**Competitors Started** 27  
**Planned Start** 2021-09-05 @ 15:00:00.000  
**Actual Start** 2021-09-05 @ 14:26:40.284  
**Finish Time** 2021-09-05 @ 14:40:07.875  
**Track Length** 1.9790mi.  
**Total Laps** 230  
**Total Distance Covered** 455.1854mi.

#### Session Fastest Lap History

NO	CL	NAME	LAP TIME	TIME OF DAY	LAP	VEHICLE
15	GPF	<b>Billy PERKINS</b>	<b>1:21.576</b>	14:29:26.100	2	Yamaha TZR 250
122	GPF	<b>Rik BALLERINI</b>	<b>1:19.336</b>	14:30:45.846	3	Suzuki RG570
122	GPF	<b>Rik BALLERINI</b>	<b>1:18.893</b>	14:36:04.889	7	Suzuki RG570

#### Session Leader History

NO	CL	NAME	FROM LAP	LAPS LED	DISTANCE	VEHICLE
122	GPF	<b>Rik BALLERINI</b>	1	1	1.94 miles	Suzuki RG570
15	GPF	<b>Billy PERKINS</b>	2	1	1.97 miles	Yamaha TZR 250
122	GPF	<b>Rik BALLERINI</b>	3	8	15.83 miles	Suzuki RG570

#### Flag History

TYPE	TIME OF DAY
GREEN	14:26:40.284
FINISH	14:40:07.875

#### Flag Statistics

TYPE	COUNT	TOTAL LAPS	TOTAL TIME
Green	1	10	15:05.359
Red	0	0	0.000
Safety Car	0	0	0.000
FCY	0	0	0.000

# BMCRC - MRO Championships 2021 - Rnd 5 @ Donington National

## Chilton Motors 250MZs & Blue Haze GPF

### RACE 15 - STATISTICS

CLASS : GPF

10 Starters

#### Fastest Lap History

NO	NAME	LAP TIME	TIME OF DAY	LAP	VEHICLE
15	Billy PERKINS	1:21.576	14:29:26.100	2	Yamaha TZR 250
122	Rik BALLERINI	1:19.336	14:30:45.846	3	Suzuki RG570
122	Rik BALLERINI	1:18.893	14:36:04.889	7	Suzuki RG570

#### Leader History

NO	NAME	FROM LAP	LAPS LED	DISTANCE	VEHICLE
122	Rik BALLERINI	1	1	1.94 miles	Suzuki RG570
15	Billy PERKINS	2	1	1.97 miles	Yamaha TZR 250
122	Rik BALLERINI	3	8	15.83 miles	Suzuki RG570



# BMCRC - MRO Championships 2021 - Rnd 5 @ Donington National

## Chilton Motors 250MZs & Blue Haze GPF

### RACE 15 - STATISTICS

CLASS :

14 Starters

#### Fastest Lap History

NO	NAME	LAP TIME	TIME OF DAY	LAP	VEHICLE
69	Alexander MANN	1:28.452	14:30:11.716	2	MZ TS 250
75	Peter WOODALL	1:28.214	14:30:12.927	2	MZ ETZ 250
69	Alexander MANN	1:27.953	14:31:39.668	3	MZ TS 250
95	Christopher ROGERS	1:27.448	14:31:40.588	3	MZ ETZ 250
85	Andrew WALES	1:27.328	14:33:08.691	4	MZ ETZ 250

#### Leader History

NO	NAME	FROM LAP	LAPS LED	DISTANCE	VEHICLE
69	Alexander MANN	1	4	7.87 miles	MZ TS 250
75	Peter WOODALL	5	1	1.97 miles	MZ ETZ 250
85	Andrew WALES	6	1	1.97 miles	MZ ETZ 250
75	Peter WOODALL	7	3	5.93 miles	MZ ETZ 250

Weather / Track : Sunny / Dry

Results can be found at [www.tsl-timing.com](http://www.tsl-timing.com)

Page 3 of 4

Donington Park National  
Circuit Length = 1.9790 miles  
Start: 14:26 Flag 14:40 End: 14:41

Printed - 14:42 Sunday, 05 September 2021

# BMCRC - MRO Championships 2021 - Rnd 5 @ Donington National

Chilton Motors 250MZs & Blue Haze GPF

## RACE 15 - STATISTICS

CLASS : R

3 Starters

### Fastest Lap History

NO	NAME	LAP TIME	TIME OF DAY	LAP	VEHICLE
108	Ian KEEBLE	1:35.476	14:30:25.751	2	MZ ETZ 250
13	Gordon RYAN	1:34.685	14:30:27.941	2	MZ ETZ 250
108	Ian KEEBLE	1:34.538	14:33:35.455	4	MZ ETZ 250
13	Gordon RYAN	1:34.289	14:33:36.954	4	MZ ETZ 250
108	Ian KEEBLE	1:34.226	14:35:09.682	5	MZ ETZ 250
13	Gordon RYAN	1:33.894	14:36:45.854	6	MZ ETZ 250
108	Ian KEEBLE	1:33.863	14:38:18.431	7	MZ ETZ 250
13	Gordon RYAN	1:32.828	14:38:18.681	7	MZ ETZ 250

### Leader History

NO	NAME	FROM LAP	LAPS LED	DISTANCE	VEHICLE
108	Ian KEEBLE	1	7	13.81 miles	MZ ETZ 250
13	Gordon RYAN	8	1	1.97 miles	MZ ETZ 250
108	Ian KEEBLE	9	1	1.97 miles	MZ ETZ 250

BMCRC-MRO Championships 2021



# EDiasia FORMULA 400 & BLUE HAZE GP

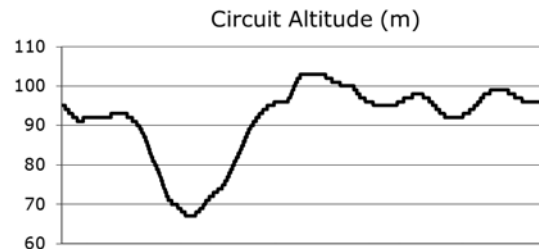
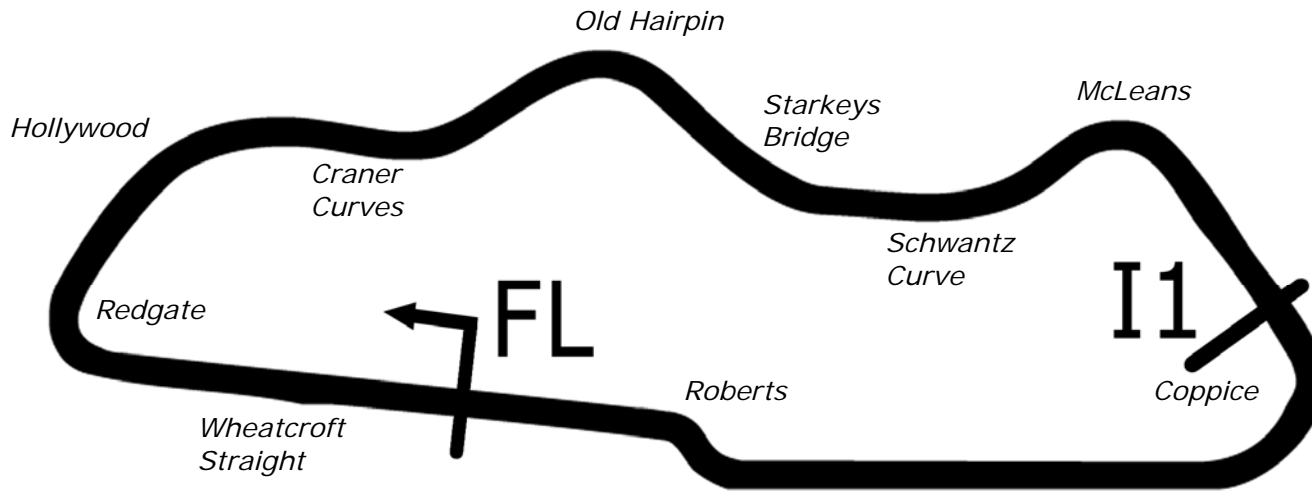
Donington Park National

4<sup>th</sup> / 5<sup>th</sup> September 2021



Results Provided by Timing Solutions Ltd  
[www.tsl-timing.com](http://www.tsl-timing.com)

# Donington Park National



Length	1.9790 miles	3185.0 m	
FL		52.82971 N	1.37867 W
I1	2096m	52.82978 N	1.36508 W
Pit Entry	3100m	52.82951 N	1.37832 W
Pit Exit	229m after FL	52.82996 N	1.38205 W
Pit Entry–Pit Exit 256m, 18.4s @50kph, 15.3s @60kph			

All results available at [www.tsl-timing.com](http://www.tsl-timing.com)

# BMCRC - MRO Championships 2021 - Rnd 5 @ Donington National

## EDlasia Formula 400 & Blue Haze GP

### QUALIFYING - CLASSIFICATION



POS	NO	CL	PIC NAME	ENTRY	TIME	ON	LAPS	GAP	DIFF	MPH
1	117	GP	1 Stuart HALL	Yamaha TZ250 -	1:16.671	8	9			92.92
2	1	GP	2 Phil ATKINSON	Yamaha TZ350 - Rose mot centre	1:16.719	5	7	0.048	0.048	92.86
3	51	GP	3 Kevin WHOLEY	Yamaha TZ 250 - Twistgrip Motorcycles	1:17.060	6	9	0.389	0.341	92.45
4	4		1 James SEATH	Kawasaki ZXR400 L9 - Ovenden Earthmoving	1:19.009	8	9	2.338	1.949	90.17
5	22	GP	4 Rik BALLERINI	Yamaha TZ250 - SCLS LTD, GECKO RACING, CAMBI	1:19.093	3	4	2.422	0.084	90.07
6	119	GP	5 Ian STANFORD	Honda RS 250 - N and J Stanford Suspended Ceilings :	1:19.827	7	9	3.156	0.734	89.25
7	45		2 Mark THOMPSON	Kawasaki ZXR400 - Flintstone Tyres / David Simon Tur	1:20.760	6	9	4.089	0.933	88.21
8	30	S	1 Alan COOPER	Yamaha TZR250 - twistgrip motorcycles	1:21.200	4	9	4.529	0.440	87.74
9	12	GP	6 Adrian MARTIN	Yamaha TZ250 - Strategic business development &sup	1:21.233	5	8	4.562	0.033	87.70
10	92	GP	7 Jordan WAINWRIGHT	Yamaha TZ T -	1:21.711	6	9	5.040	0.478	87.19
11	25	S/R	1 Haydon SMITH	Kawasaki ZXR400 - HI-Precision Engineering Ltd	1:21.790	9	9	5.119	0.079	87.10
12	85		3 James ROBINSON	Kawasaki ZXR400 - claire palastanga ceramics	1:21.880	8	9	5.209	0.090	87.01
13	881	S	2 Michael STANLEY	Yamaha TZR250 -	1:21.951	9	9	5.280	0.071	86.93
14	0	GP	8 Paul TOLAND	Yamaha TZ250 - Kippers keys	1:22.141	9	9	5.470	0.190	86.73
15	47		4 Allan CLARK	Kawasaki ZXR400 - A Clark & Sons Builders	1:22.281	9	9	5.610	0.140	86.58
16	64	GP	9 Phil ELLIS	Yamaha TZ250B -	1:22.415	9	9	5.744	0.134	86.44
17	75		5 Gary FRASER	Kawasaki ZXR 400 -	1:22.469	9	9	5.798	0.054	86.39
18	69	GP	10 Dave HARVIEK	Yamaha TZ250 4DP - NW Roofing London Ltd	1:22.490	9	9	5.819	0.021	86.36
19	110		6 Mark HAIGH	Aprilia RS250 - Chesterfield Ceramic coatings/The Tuni	1:22.711	7	9	6.040	0.221	86.13
20	136		7 Rich HEWITT	Suzuki GSXR400 - Mirror Image Body Repairs	1:23.744	7	9	7.073	1.033	85.07
21	351	S	3 Sam DIGBY-BAKER	Kawasaki ZXR400 -	1:23.892	3	3	7.221	0.148	84.92
22	26		8 Lydia THOMPSON	Kawasaki ZXR400 - Flintstone Racing - David Simons 1	1:24.745	9	9	8.074	0.853	84.07
23	138		9 Andrew Finlay HOWE	Kawasaki ZXR400L - Finlay Howe Ltd	1:25.103	8	9	8.432	0.358	83.71
24	222	S	4 Matthew EPPS	Kawasaki ZXR400 - M.E Vehicle Repairs	1:25.322	5	8	8.651	0.219	83.50
25	19	R	1 James O'MARA	Kawasaki NINJA 300 - BRP Machining Ltd	1:25.818	9	9	9.147	0.496	83.02
26	170		10 Andrew BURSCOUGH	Yamaha YPVS 350 - Apollo/Merlin/Abbey/Martitanium	1:26.594	7	9	9.923	0.776	82.27
27	88	GP	11 George PRINOS	Yamaha TZ250 - KAPPA PLANNING LTD	1:27.555	7	8	10.884	0.961	81.37
28	32	R	2 Conor MURRAY	Kawasaki NINJA 300 -	1:27.691	7	7	11.020	0.136	81.24
29	174	GP	12 David BOWLER	Yamaha TZ 250 4DP -	1:28.027	9	9	11.356	0.336	80.93
30	175	R	3 Aaron LILLY	Yamaha R3 - AL Graphics	1:28.712	7	8	12.041	0.685	80.31
31	42	S	5 David ATKINS	Honda CBR400 -	1:29.174	7	8	12.503	0.462	79.89
32	73	R	4 Colvin TURNER	Yamaha TZR250 -	1:29.461	5	7	12.790	0.287	79.63
33	400		11 Stuart THURTL	Kawasaki NINJA 300 - TeamTortoise Racing	1:29.740	4	8	13.069	0.279	79.39
34	39		12 Peter PARAPANOS	Kawasaki NINJA 300 - AMR Glasgow Kawasaki	1:30.272	6	8	13.601	0.532	78.92
35	154		13 Keith CHAMBERS	Kawasaki ZXR400 - ADR Race Graphics	1:31.438	8	8	14.767	1.166	77.91
36	83	R	5 Simon CHAPPELL	Kawasaki NINJA 300 -	1:33.393	7	7	16.722	1.955	76.28
37	58	S/R	2 Stephen KIRKWOOD	KTM RC390 -	1:36.901	5	6	20.230	3.508	73.52

Weather / Track : Cloudy / Dry

These results are provisional until the conclusion of any judicial and technical matters.

Donington Park National  
Circuit Length = 1.9790 miles  
Start: 11:04 Flag 11:17 End: 11:19

Clerk Of Course :	Stewards :	Timekeeper :
-------------------	------------	--------------

Results can be found at [www.tsl-timing.com](http://www.tsl-timing.com)

Printed - 11:19 Saturday, 04 September 2021



# BMCRC - MRO Championships 2021 - Rnd 5 @ Donington National

## EDlasia Formula 400 & Blue Haze GP

### QUALIFYING - SECTOR ANALYSIS



SECTOR 1 = FL to I1, SECTOR 2 = I1 to FL, DIFF = Difference To Personal Best Lap, P = Crossed Finish Line in Pit Lane, D = Time Disallowed

P1 117 GP Stuart HALL			Yamaha TZ250 -			
IDEAL LAP TIME : 1:16.372		BEST LAP TIME : 1:16.671		DIFFERENCE : 0.299		
LAP	SECTOR 1	SECTOR 2	LAP TIME	MPH	DIFF	TIME OF DAY
1 -	1:04.814	31.570	1:36.384	73.91	19.713	11:07:26.361
2 -	56.005	28.722	1:24.727	84.08	8.056	11:08:51.088
3 -	52.011	27.317	1:19.328	89.81	2.657	11:10:10.416
4 -	49.874	27.722	1:17.596 (3)	91.81	0.925	11:11:28.012
5 -	50.215	<b>26.809</b>	1:17.024 (2)	92.49	0.353	11:12:45.036
6 -	50.393	27.472	1:17.865	91.49	1.194	11:14:02.901
7 -	52.040	27.290	1:19.330	89.81	2.659	11:15:22.231
8 -	<b>49.563</b>	27.108	<b>1:16.671 (1)</b>	<b>92.92</b>		<b>11:16:38.902</b>
9 -	51.957	IN PIT	1:28.197 P	80.78	11.526	11:18:07.099

P2 1 GP Phil ATKINSON			Yamaha TZ350 - Rose mot centre			
IDEAL LAP TIME : 1:16.719		BEST LAP TIME : 1:16.719		DIFFERENCE : 0.000		
LAP	SECTOR 1	SECTOR 2	LAP TIME	MPH	DIFF	TIME OF DAY
1 -	1:01.064	28.866	1:29.930	79.22	13.211	11:07:39.700
2 -	52.248	27.786	1:20.034	89.02	3.315	11:08:59.734
3 -	50.777	27.227	1:18.004	91.33	1.285	11:10:17.738
4 -	50.429	27.065	1:17.494 (3)	91.93	0.775	11:11:35.232
5 -	<b>49.883</b>	<b>26.836</b>	<b>1:16.719 (1)</b>	<b>92.86</b>		<b>11:12:51.951</b>
6 -	49.993	27.483	1:17.476 (2)	91.95	0.757	11:14:09.427
7 -	50.292	IN PIT	1:22.938 P	85.90	6.219	11:15:32.365

P3 51 GP Kevin WHOLEY			Yamaha TZ 250 - Twistgrip Motorcycles			
IDEAL LAP TIME : 1:16.906		BEST LAP TIME : 1:17.060		DIFFERENCE : 0.154		
LAP	SECTOR 1	SECTOR 2	LAP TIME	MPH	DIFF	TIME OF DAY
1 -	56.209	28.634	1:24.843	83.97	7.783	11:07:30.186
2 -	53.452	27.507	1:20.959	88.00	3.899	11:08:51.145
3 -	51.569	27.534	1:19.103	90.06	2.043	11:10:10.248
4 -	50.982	27.232	1:18.214	91.09	1.154	11:11:28.462
5 -	50.584	<b>26.996</b>	1:17.580 (2)	91.83	0.520	11:12:46.042
6 -	<b>49.910</b>	27.150	<b>1:17.060 (1)</b>	<b>92.45</b>		<b>11:14:03.102</b>
7 -	50.665	27.138	1:17.803 (3)	91.57	0.743	11:15:20.905
8 -	50.252	27.791	1:18.043	91.29	0.983	11:16:38.948
9 -	50.809	27.058	1:17.867	91.49	0.807	11:17:56.815

P4 4 James SEATH			Kawasaki ZXR400 L9 - Ovenden Earthmoving			
IDEAL LAP TIME : 1:19.009		BEST LAP TIME : 1:19.009		DIFFERENCE : 0.000		
LAP	SECTOR 1	SECTOR 2	LAP TIME	MPH	DIFF	TIME OF DAY
1 -	56.517	28.840	1:25.357	83.46	6.348	11:06:50.436
2 -	53.838	28.181	1:22.019	86.86	3.010	11:08:12.455
3 -	54.651	29.331	1:23.982	84.83	4.973	11:09:36.437
4 -	54.884	27.801	1:22.685	86.16	3.676	11:10:59.122
5 -	52.317	28.139	1:20.456	88.55	1.447	11:12:19.578
6 -	52.116	28.045	1:20.161 (3)	88.87	1.152	11:13:39.739
7 -	52.232	27.746	1:19.978 (2)	89.08	0.969	11:14:59.717
8 -	<b>51.593</b>	<b>27.416</b>	<b>1:19.009 (1)</b>	<b>90.17</b>		<b>11:16:18.726</b>
9 -	52.603	29.506	1:22.109	86.77	3.100	11:17:40.835

P5 22 GP Rik BALLERINI			Yamaha TZ250 - SCLS LTD, GECKO RACING, CAMBRIDGE M			
IDEAL LAP TIME : 1:18.568		BEST LAP TIME : 1:19.093		DIFFERENCE : 0.525		
LAP	SECTOR 1	SECTOR 2	LAP TIME	MPH	DIFF	TIME OF DAY
1 -	55.377	28.339	1:23.716	85.10	4.623	11:07:06.419
2 -	52.027	<b>27.203</b>	1:19.230 (2)	89.92	0.137	11:08:25.649
3 -	<b>51.365</b>	27.728	<b>1:19.093 (1)</b>	<b>90.07</b>		<b>11:09:44.742</b>
4 -	52.055	29.613	1:21.668 (3)	87.23	2.575	11:11:06.410

Weather / Track : Cloudy / Dry

Donington Park National  
Circuit Length = 1.9790 miles  
Start: 11:04 Flag 11:17 End: 11:19

# BMCRC - MRO Championships 2021 - Rnd 5 @ Donington National

## EDlasia Formula 400 & Blue Haze GP

### QUALIFYING - SECTOR ANALYSIS



SECTOR 1 = FL to I1, SECTOR 2 = I1 to FL, DIFF = Difference To Personal Best Lap, P = Crossed Finish Line in Pit Lane, D = Time Disallowed

<b>P6 119 GP Ian STANFORD</b>		Honda RS 250 - N and J Stanford Suspended Ceilings and Parti				
IDEAL LAP TIME : 1:19.646		BEST LAP TIME : 1:19.827		DIFFERENCE : 0.181		
LAP	SECTOR 1	SECTOR 2	LAP TIME	MPH	DIFF	TIME OF DAY
1 -	1:01.341	30.709	1:32.050	77.39	12.223	11:07:00.018
2 -	53.012	27.901	1:20.913	88.05	1.086	11:08:20.931
3 -	52.454	28.049	1:20.503 (3)	88.50	0.676	11:09:41.434
4 -	54.955	IN PIT	1:28.468 P	80.53	8.641	11:11:09.902
5 -	OUTLAP	27.795	1:43.567	68.79	23.740	11:12:53.469
6 -	<b>52.014</b>	28.181	1:20.195 (2)	88.84	0.368	11:14:13.664
7 -	52.195	<b>27.632</b>	<b>1:19.827 (1)</b>	<b>89.25</b>		<b>11:15:33.491</b>
8 -	55.677	28.389	1:24.066	84.75	4.239	11:16:57.557
9 -	53.533	28.710	1:22.243	86.62	2.416	11:18:19.800

<b>P7 45 Mark THOMPSON</b>		Kawasaki ZXR400 - Flintstone Tyres / David Simon Tuning				
IDEAL LAP TIME : 1:20.510		BEST LAP TIME : 1:20.760		DIFFERENCE : 0.250		
LAP	SECTOR 1	SECTOR 2	LAP TIME	MPH	DIFF	TIME OF DAY
1 -	57.864	29.914	1:27.778	81.16	7.018	11:06:25.867
2 -	54.823	29.358	1:24.181	84.63	3.421	11:07:50.048
3 -	53.766	29.011	1:22.777	86.07	2.017	11:09:12.825
4 -	53.386	28.696	1:22.082	86.79	1.322	11:10:34.907
5 -	55.154	28.433	1:23.587	85.23	2.827	11:11:58.494
6 -	52.475	28.285	<b>1:20.760 (1)</b>	<b>88.21</b>		<b>11:13:19.254</b>
7 -	52.983	<b>28.265</b>	1:21.248 (3)	87.69	0.488	11:14:40.502
8 -	52.856	28.422	1:21.278	87.65	0.518	11:16:01.780
9 -	<b>52.245</b>	28.883	1:21.128 (2)	87.81	0.368	11:17:22.908

<b>P8 30 S Alan COOPER</b>		Yamaha TZR250 - twistgrip motorcycles				
IDEAL LAP TIME : 1:20.825		BEST LAP TIME : 1:21.200		DIFFERENCE : 0.375		
LAP	SECTOR 1	SECTOR 2	LAP TIME	MPH	DIFF	TIME OF DAY
1 -	57.324	29.601	1:26.925	81.96	5.725	11:07:24.071
2 -	54.615	28.845	1:23.460	85.36	2.260	11:08:47.531
3 -	54.199	28.541	1:22.740	86.10	1.540	11:10:10.271
4 -	52.892	28.308	<b>1:21.200 (1)</b>	<b>87.74</b>		<b>11:11:31.471</b>
5 -	53.246	<b>28.158</b>	1:21.404 (2)	87.52	0.204	11:12:52.875
6 -	53.355	28.750	1:22.105	86.77	0.905	11:14:14.980
7 -	<b>52.667</b>	28.796	1:21.463 (3)	87.45	0.263	11:15:36.443
8 -	53.150	28.890	1:22.040	86.84	0.840	11:16:58.483
9 -	52.970	29.634	1:22.604	86.25	1.404	11:18:21.087

<b>P9 12 GP Adrian MARTIN</b>		Yamaha TZ250 - Strategic business development & support ltd				
IDEAL LAP TIME : 1:20.911		BEST LAP TIME : 1:21.233		DIFFERENCE : 0.322		
LAP	SECTOR 1	SECTOR 2	LAP TIME	MPH	DIFF	TIME OF DAY
1 -	57.971	29.594	1:27.565	81.36	6.332	11:07:18.487
2 -	54.538	29.401	1:23.939	84.87	2.706	11:08:42.426
3 -	54.080	28.595	1:22.675	86.17	1.442	11:10:05.101
4 -	54.176	28.755	1:22.931	85.91	1.698	11:11:28.032
5 -	<b>52.732</b>	28.501	<b>1:21.233 (1)</b>	<b>87.70</b>		<b>11:12:49.265</b>
6 -	53.317	<b>28.179</b>	1:21.496 (2)	87.42	0.263	11:14:10.761
7 -	54.053	28.363	1:22.416 (3)	86.44	1.183	11:15:33.177
8 -	53.990	IN PIT	1:36.107 P	74.13	14.874	11:17:09.284

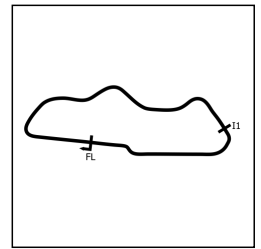
Weather / Track : Cloudy / Dry

Donington Park National  
 Circuit Length = 1.9790 miles  
 Start: 11:04 Flag 11:17 End: 11:19

# BMCRC - MRO Championships 2021 - Rnd 5 @ Donington National

## EDlasia Formula 400 & Blue Haze GP

### QUALIFYING - SECTOR ANALYSIS



SECTOR 1 = FL to I1, SECTOR 2 = I1 to FL, DIFF = Difference To Personal Best Lap, P = Crossed Finish Line in Pit Lane, D = Time Disallowed

P10 92 GP		Jordan WAINWRIGHT		Yamaha TZ T -		
IDEAL LAP TIME : 1:21.400		BEST LAP TIME : 1:21.711		DIFFERENCE : 0.311		
LAP	SECTOR 1	SECTOR 2	LAP TIME	MPH	DIFF	TIME OF DAY
1 -	57.797	29.441	1:27.238	81.66	5.527	11:06:39.331
2 -	56.243	29.235	1:25.478	83.35	3.767	11:08:04.809
3 -	54.093	28.586	1:22.679	86.17	0.968	11:09:27.488
4 -	53.466	28.641	1:22.107	86.77	0.396	11:10:49.595
5 -	53.723	29.623	1:23.346	85.48	1.635	11:12:12.941
6 -	<b>53.008</b>	28.703	<b>1:21.711 (1)</b>	<b>87.19</b>		<b>11:13:34.652</b>
7 -	53.476	<b>28.392</b>	1:21.868 (3)	87.02	0.157	11:14:56.520
8 -	53.386	28.449	1:21.835 (2)	87.06	0.124	11:16:18.355
9 -	53.037	29.755	1:22.792	86.05	1.081	11:17:41.147

P11 25 S/R		Haydon SMITH		Kawasaki ZXR400 - HI-Precision Engineering Ltd		
IDEAL LAP TIME : 1:21.790		BEST LAP TIME : 1:21.790		DIFFERENCE : 0.000		
LAP	SECTOR 1	SECTOR 2	LAP TIME	MPH	DIFF	TIME OF DAY
1 -	1:01.564	30.686	1:32.250	77.23	10.460	11:06:45.442
2 -	59.493	31.312	1:30.805	78.46	9.015	11:08:16.247
3 -	57.068	29.701	1:26.769	82.11	4.979	11:09:43.016
4 -	56.624	29.118	1:25.742	83.09	3.952	11:11:08.758
5 -	55.884	29.472	1:25.356	83.46	3.566	11:12:34.114
6 -	55.153	29.067	1:24.220	84.59	2.430	11:13:58.334
7 -	54.798	29.140	1:23.938 (3)	84.87	2.148	11:15:22.272
8 -	54.211	28.518	1:22.729 (2)	86.12	0.939	11:16:45.001
9 -	<b>53.393</b>	<b>28.397</b>	<b>1:21.790 (1)</b>	<b>87.10</b>		<b>11:18:06.791</b>

P12 85		James ROBINSON		Kawasaki ZXR400 - claire palastanga ceramics		
IDEAL LAP TIME : 1:21.381		BEST LAP TIME : 1:21.880		DIFFERENCE : 0.499		
LAP	SECTOR 1	SECTOR 2	LAP TIME	MPH	DIFF	TIME OF DAY
1 -	57.872	29.476	1:27.348	81.56	5.468	11:06:37.135
2 -	55.465	31.010	1:26.475	82.38	4.595	11:08:03.610
3 -	54.014	29.330	1:23.344	85.48	1.464	11:09:26.954
4 -	54.235	29.309	1:23.544	85.28	1.664	11:10:50.498
5 -	55.079	29.561	1:24.640	84.17	2.760	11:12:15.138
6 -	54.405	29.127	1:23.532	85.29	1.652	11:13:38.670
7 -	53.653	<b>28.721</b>	1:22.374 (2)	86.49	0.494	11:15:01.044
8 -	<b>52.660</b>	29.220	<b>1:21.880 (1)</b>	<b>87.01</b>		<b>11:16:22.924</b>
9 -	53.462	29.023	1:22.485 (3)	86.37	0.605	11:17:45.409

P13 881 S		Michael STANLEY		Yamaha TZR250 -		
IDEAL LAP TIME : 1:21.884		BEST LAP TIME : 1:21.951		DIFFERENCE : 0.067		
LAP	SECTOR 1	SECTOR 2	LAP TIME	MPH	DIFF	TIME OF DAY
1 -	58.226	30.017	1:28.243	80.73	6.292	11:06:39.059
2 -	54.732	30.096	1:24.828	83.98	2.877	11:08:03.887
3 -	54.394	28.906	1:23.300	85.52	1.349	11:09:27.187
4 -	54.226	29.358	1:23.584	85.23	1.633	11:10:50.771
5 -	54.480	30.202	1:24.682	84.13	2.731	11:12:15.453
6 -	53.709	28.803	1:22.512 (2)	86.34	0.561	11:13:37.965
7 -	<b>53.171</b>	29.821	1:22.992 (3)	85.84	1.041	11:15:00.957
8 -	54.095	29.685	1:23.780	85.03	1.829	11:16:24.737
9 -	53.238	<b>28.713</b>	<b>1:21.951 (1)</b>	<b>86.93</b>		<b>11:17:46.688</b>

Weather / Track : Cloudy / Dry

Donington Park National  
Circuit Length = 1.9790 miles  
Start: 11:04 Flag 11:17 End: 11:19



# BMCRC - MRO Championships 2021 - Rnd 5 @ Donington National

## EDlasia Formula 400 & Blue Haze GP

### QUALIFYING - SECTOR ANALYSIS



SECTOR 1 = FL to I1, SECTOR 2 = I1 to FL, DIFF = Difference To Personal Best Lap, P = Crossed Finish Line in Pit Lane, D = Time Disallowed

<b>P14</b>		<b>0 GP</b>		<b>Paul TOLAND</b>		Yamaha TZ250 - Kippers keys	
IDEAL LAP TIME : 1:22.141		BEST LAP TIME : 1:22.141		DIFFERENCE : 0.000			
LAP	SECTOR 1	SECTOR 2	LAP TIME	MPH	DIFF	TIME OF DAY	
1 -	59.638	30.921	1:30.559	78.67	8.418	11:06:44.422	
2 -	57.068	29.757	1:26.825	82.05	4.684	11:08:11.247	
3 -	55.446	29.725	1:25.171	83.65	3.030	11:09:36.418	
4 -	55.600	29.268	1:24.868	83.94	2.727	11:11:01.286	
5 -	54.776	28.953	1:23.729 (2)	85.09	1.588	11:12:25.015	
6 -	55.102	29.197	1:24.299	84.51	2.158	11:13:49.314	
7 -	56.129	29.284	1:25.413	83.41	3.272	11:15:14.727	
8 -	54.962	28.928	1:23.890 (3)	84.92	1.749	11:16:38.617	
9 -	<b>53.568</b>	<b>28.573</b>	<b>1:22.141 (1)</b>	<b>86.73</b>		<b>11:18:00.758</b>	

<b>P15</b>		<b>47</b>		<b>Allan CLARK</b>		Kawasaki ZXR400 - A Clark & Sons Builders	
IDEAL LAP TIME : 1:22.131		BEST LAP TIME : 1:22.281		DIFFERENCE : 0.150			
LAP	SECTOR 1	SECTOR 2	LAP TIME	MPH	DIFF	TIME OF DAY	
1 -	1:02.068	31.268	1:33.336	76.33	11.055	11:06:34.895	
2 -	57.950	30.061	1:28.011	80.95	5.730	11:08:02.906	
3 -	56.418	29.885	1:26.303	82.55	4.022	11:09:29.209	
4 -	57.790	29.953	1:27.743	81.19	5.462	11:10:56.952	
5 -	54.340	28.843	1:23.183	85.65	0.902	11:12:20.135	
6 -	54.691	29.550	1:24.241	84.57	1.960	11:13:44.376	
7 -	54.087	28.795	1:22.882 (3)	85.96	0.601	11:15:07.258	
8 -	<b>53.760</b>	28.696	1:22.456 (2)	86.40	0.175	11:16:29.714	
9 -	53.910	<b>28.371</b>	<b>1:22.281 (1)</b>	<b>86.58</b>		<b>11:17:51.995</b>	

<b>P16</b>		<b>64 GP</b>		<b>Phil ELLIS</b>		Yamaha TZ250B -	
IDEAL LAP TIME : 1:22.297		BEST LAP TIME : 1:22.415		DIFFERENCE : 0.118			
LAP	SECTOR 1	SECTOR 2	LAP TIME	MPH	DIFF	TIME OF DAY	
1 -	59.307	30.841	1:30.148	79.03	7.733	11:06:34.984	
2 -	55.380	29.221	1:24.601	84.21	2.186	11:07:59.585	
3 -	54.055	29.316	1:23.371	85.45	0.956	11:09:22.956	
4 -	53.596	29.169	1:22.765 (2)	86.08	0.350	11:10:45.721	
5 -	54.920	29.171	1:24.091	84.72	1.676	11:12:09.812	
6 -	55.249	29.343	1:24.592	84.22	2.177	11:13:34.404	
7 -	55.599	<b>28.778</b>	1:24.377	84.43	1.962	11:14:58.781	
8 -	53.804	29.116	1:22.920 (3)	85.92	0.505	11:16:21.701	
9 -	<b>53.519</b>	28.896	<b>1:22.415 (1)</b>	<b>86.44</b>		<b>11:17:44.116</b>	

<b>P17</b>		<b>75</b>		<b>Gary FRASER</b>		Kawasaki ZXR 400 -	
IDEAL LAP TIME : 1:22.469		BEST LAP TIME : 1:22.469		DIFFERENCE : 0.000			
LAP	SECTOR 1	SECTOR 2	LAP TIME	MPH	DIFF	TIME OF DAY	
1 -	1:03.184	30.658	1:33.842	75.92	11.373	11:06:39.245	
2 -	56.885	29.785	1:26.670	82.20	4.201	11:08:05.915	
3 -	58.665	31.154	1:29.819	79.32	7.350	11:09:35.734	
4 -	55.814	30.335	1:26.149	82.70	3.680	11:11:01.883	
5 -	55.192	29.669	1:24.861 (3)	83.95	2.392	11:12:26.744	
6 -	55.873	29.491	1:25.364	83.46	2.895	11:13:52.108	
7 -	59.801	30.275	1:30.076	79.09	7.607	11:15:22.184	
8 -	54.942	29.013	1:23.955 (2)	84.86	1.486	11:16:46.139	
9 -	<b>53.811</b>	<b>28.658</b>	<b>1:22.469 (1)</b>	<b>86.39</b>		<b>11:18:08.608</b>	

Weather / Track : Cloudy / Dry

Donington Park National  
Circuit Length = 1.9790 miles  
Start: 11:04 Flag 11:17 End: 11:19

# BMCRC - MRO Championships 2021 - Rnd 5 @ Donington National

## EDlasia Formula 400 & Blue Haze GP

### QUALIFYING - SECTOR ANALYSIS



SECTOR 1 = FL to I1, SECTOR 2 = I1 to FL, DIFF = Difference To Personal Best Lap, P = Crossed Finish Line in Pit Lane, D = Time Disallowed

P18 69 GP		Dave HARVIEK		Yamaha TZ250 4DP - NW Roofing London Ltd			
IDEAL LAP TIME : 1:22.392		BEST LAP TIME : 1:22.490		DIFFERENCE : 0.098			
LAP	SECTOR 1	SECTOR 2	LAP TIME	MPH	DIFF	TIME OF DAY	
1 -	1:00.652	30.706	1:31.358	77.98	8.868	11:06:46.257	
2 -	57.930	30.059	1:27.989	80.97	5.499	11:08:14.246	
3 -	55.901	29.807	1:25.708	83.12	3.218	11:09:39.954	
4 -	55.470	29.459	1:24.929	83.88	2.439	11:11:04.883	
5 -	53.823	29.307	1:23.130 (3)	85.70	0.640	11:12:28.013	
6 -	53.687	29.144	1:22.831 (2)	86.01	0.341	11:13:50.844	
7 -	54.962	29.780	1:24.742	84.07	2.252	11:15:15.586	
8 -	54.482	<b>28.916</b>	1:23.398	85.42	0.908	11:16:38.984	
9 -	<b>53.476</b>	29.014	<b>1:22.490 (1)</b>	<b>86.36</b>		<b>11:18:01.474</b>	

P19 110		Mark HAIGH		Aprilia RS250 - Chesterfield Ceramic coatings/The Tuning Work:			
IDEAL LAP TIME : 1:22.711		BEST LAP TIME : 1:22.711		DIFFERENCE : 0.000			
LAP	SECTOR 1	SECTOR 2	LAP TIME	MPH	DIFF	TIME OF DAY	
1 -	1:03.271	29.792	1:33.063	76.55	10.352	11:06:38.581	
2 -	57.100	30.141	1:27.241	81.66	4.530	11:08:05.822	
3 -	58.720	31.027	1:29.747	79.38	7.036	11:09:35.569	
4 -	53.984	29.146	1:23.130 (2)	85.70	0.419	11:10:58.699	
5 -	54.243	29.328	1:23.571	85.25	0.860	11:12:22.270	
6 -	54.597	28.841	1:23.438 (3)	85.38	0.727	11:13:45.708	
7 -	<b>53.945</b>	<b>28.766</b>	<b>1:22.711 (1)</b>	<b>86.13</b>		<b>11:15:08.419</b>	
8 -	1:31.536	29.697	2:01.233	58.76	38.522	11:17:09.652	
9 -	54.492	29.300	1:23.792	85.02	1.081	11:18:33.444	

P20 136		Rich HEWITT		Suzuki GSXR400 - Mirror Image Body Repairs			
IDEAL LAP TIME : 1:23.730		BEST LAP TIME : 1:23.744		DIFFERENCE : 0.014			
LAP	SECTOR 1	SECTOR 2	LAP TIME	MPH	DIFF	TIME OF DAY	
1 -	59.008	30.261	1:29.269	79.81	5.525	11:06:37.997	
2 -	55.366	30.948	1:26.314	82.54	2.570	11:08:04.311	
3 -	55.370	29.941	1:25.311	83.51	1.567	11:09:29.622	
4 -	55.814	29.566	1:25.380	83.44	1.636	11:10:55.002	
5 -	54.991	29.481	1:24.472 (3)	84.34	0.728	11:12:19.474	
6 -	<b>54.291</b>	29.531	1:23.822 (2)	84.99	0.078	11:13:43.296	
7 -	54.305	<b>29.439</b>	<b>1:23.744 (1)</b>	<b>85.07</b>		<b>11:15:07.040</b>	
8 -	55.295	29.746	1:25.041	83.77	1.297	11:16:32.081	
9 -	55.268	29.521	1:24.789	84.02	1.045	11:17:56.870	

P21 351 S		Sam DIGBY-BAKER		Kawasaki ZXR400 -			
IDEAL LAP TIME : 1:23.852		BEST LAP TIME : 1:23.892		DIFFERENCE : 0.040			
LAP	SECTOR 1	SECTOR 2	LAP TIME	MPH	DIFF	TIME OF DAY	
1 -	56.612	29.383	1:25.995 (2)	82.84	2.103	11:07:10.707	
2 -	56.979	<b>29.239</b>	1:26.218 (3)	82.63	2.326	11:08:36.925	
3 -	<b>54.613</b>	29.279	<b>1:23.892 (1)</b>	<b>84.92</b>		<b>11:10:00.817</b>	

P22 26		Lydia THOMPSON		Kawasaki ZXR400 - Flintstone Racing - David Simons Tuning			
IDEAL LAP TIME : 1:24.745		BEST LAP TIME : 1:24.745		DIFFERENCE : 0.000			
LAP	SECTOR 1	SECTOR 2	LAP TIME	MPH	DIFF	TIME OF DAY	
1 -	1:00.935	30.723	1:31.658	77.73	6.913	11:06:31.729	
2 -	58.858	30.371	1:29.229	79.84	4.484	11:08:00.958	
3 -	57.751	30.374	1:28.125	80.84	3.380	11:09:29.083	
4 -	57.677	30.311	1:27.988	80.97	3.243	11:10:57.071	
5 -	56.613	29.463	1:26.076	82.77	1.331	11:12:23.147	
6 -	56.570	29.393	1:25.963	82.88	1.218	11:13:49.110	
7 -	56.056	29.381	1:25.437 (2)	83.39	0.692	11:15:14.547	
8 -	56.287	29.438	1:25.725 (3)	83.11	0.980	11:16:40.272	
9 -	<b>55.423</b>	<b>29.322</b>	<b>1:24.745 (1)</b>	<b>84.07</b>		<b>11:18:05.017</b>	

Weather / Track : Cloudy / Dry

Donington Park National  
Circuit Length = 1.9790 miles  
Start: 11:04 Flag 11:17 End: 11:19

# BMCRC - MRO Championships 2021 - Rnd 5 @ Donington National

## EDlasia Formula 400 & Blue Haze GP

### QUALIFYING - SECTOR ANALYSIS



SECTOR 1 = FL to I1, SECTOR 2 = I1 to FL, DIFF = Difference To Personal Best Lap, P = Crossed Finish Line in Pit Lane, D = Time Disallowed

<b>P23 138</b>		<b>Andrew Finlay HOWE</b>		Kawasaki ZXR400L - Finlay Howe Ltd		
IDEAL LAP TIME : 1:25.103		BEST LAP TIME : 1:25.103		DIFFERENCE : 0.000		
LAP	SECTOR 1	SECTOR 2	LAP TIME	MPH	DIFF	TIME OF DAY
1 -	58.036	30.411	1:28.447	80.55	3.344	11:06:50.538
2 -	55.520	30.702	1:26.222 (3)	82.63	1.119	11:08:16.760
3 -	55.926	30.492	1:26.418	82.44	1.315	11:09:43.178
4 -	56.206	30.448	1:26.654	82.21	1.551	11:11:09.832
5 -	56.372	30.296	1:26.668	82.20	1.565	11:12:36.500
6 -	55.865	29.905	1:25.770 (2)	83.06	0.667	11:14:02.270
7 -	57.004	29.788	1:26.792	82.08	1.689	11:15:29.062
<b>8 -</b>	<b>55.429</b>	<b>29.674</b>	<b>1:25.103 (1)</b>	<b>83.71</b>		<b>11:16:54.165</b>
9 -	56.434	30.288	1:26.722	82.15	1.619	11:18:20.887

<b>P24 222 S</b>		<b>Matthew EPPS</b>		Kawasaki ZXR400 - M.E Vehicle Repairs		
IDEAL LAP TIME : 1:25.322		BEST LAP TIME : 1:25.322		DIFFERENCE : 0.000		
LAP	SECTOR 1	SECTOR 2	LAP TIME	MPH	DIFF	TIME OF DAY
1 -	59.311	30.989	1:30.300	78.89	4.978	11:07:37.430
2 -	57.173	30.325	1:27.498	81.42	2.176	11:09:04.928
3 -	57.363	30.045	1:27.408	81.51	2.086	11:10:32.336
4 -	58.671	29.917	1:28.588	80.42	3.266	11:12:00.924
<b>5 -</b>	<b>55.815</b>	<b>29.507</b>	<b>1:25.322 (1)</b>	<b>83.50</b>		<b>11:13:26.246</b>
6 -	55.962	29.711	1:25.673 (3)	83.16	0.351	11:14:51.919
7 -	56.443	29.812	1:26.255	82.59	0.933	11:16:18.174
8 -	55.962	29.547	1:25.509 (2)	83.32	0.187	11:17:43.683

<b>P25 19 R</b>		<b>James O'MARA</b>		Kawasaki NINJA 300 - BRP Machining Ltd		
IDEAL LAP TIME : 1:25.818		BEST LAP TIME : 1:25.818		DIFFERENCE : 0.000		
LAP	SECTOR 1	SECTOR 2	LAP TIME	MPH	DIFF	TIME OF DAY
1 -	1:00.332	30.934	1:31.266	78.06	5.448	11:06:40.638
2 -	57.118	30.503	1:27.621 (2)	81.31	1.803	11:08:08.259
3 -	56.956	32.329	1:29.285	79.79	3.467	11:09:37.544
4 -	57.093	31.605	1:28.698	80.32	2.880	11:11:06.242
5 -	57.714	30.745	1:28.459	80.54	2.641	11:12:34.701
6 -	56.270	31.815	1:28.085	80.88	2.267	11:14:02.786
7 -	57.215	30.558	1:27.773 (3)	81.17	1.955	11:15:30.559
8 -	56.897	31.291	1:28.188	80.78	2.370	11:16:58.747
<b>9 -</b>	<b>56.025</b>	<b>29.793</b>	<b>1:25.818 (1)</b>	<b>83.02</b>		<b>11:18:24.565</b>

<b>P26 170</b>		<b>Andrew BURSCOUGH</b>		Yamaha YPVS 350 - Apollo/Merlin/Abbey/Martitanium		
IDEAL LAP TIME : 1:26.167		BEST LAP TIME : 1:26.594		DIFFERENCE : 0.427		
LAP	SECTOR 1	SECTOR 2	LAP TIME	MPH	DIFF	TIME OF DAY
1 -	58.923	31.456	1:30.379	78.83	3.785	11:06:43.967
2 -	56.801	30.266	1:27.067	81.82	0.473	11:08:11.034
3 -	<b>56.246</b>	30.610	1:26.856 (2)	82.02	0.262	11:09:37.890
4 -	57.066	30.743	1:27.809	81.13	1.215	11:11:05.699
5 -	56.758	30.393	1:27.151	81.75	0.557	11:12:32.850
6 -	56.777	30.215	1:26.992 (3)	81.89	0.398	11:13:59.842
<b>7 -</b>	<b>56.673</b>	<b>29.921</b>	<b>1:26.594 (1)</b>	<b>82.27</b>		<b>11:15:26.436</b>
8 -	56.900	30.257	1:27.157	81.74	0.563	11:16:53.593
9 -	57.430	30.336	1:27.766	81.17	1.172	11:18:21.359

Weather / Track : Cloudy / Dry

Donington Park National  
Circuit Length = 1.9790 miles  
Start: 11:04 Flag 11:17 End: 11:19

# BMCRC - MRO Championships 2021 - Rnd 5 @ Donington National

## EDlasia Formula 400 & Blue Haze GP

### QUALIFYING - SECTOR ANALYSIS



SECTOR 1 = FL to I1, SECTOR 2 = I1 to FL, DIFF = Difference To Personal Best Lap, P = Crossed Finish Line in Pit Lane, D = Time Disallowed

<b>P27 88 GP</b>		<b>George PRINOS</b>		Yamaha TZ250 - KAPPA PLANNING LTD		
IDEAL LAP TIME : 1:27.108		BEST LAP TIME : 1:27.555		DIFFERENCE : 0.447		
LAP	SECTOR 1	SECTOR 2	LAP TIME	MPH	DIFF	TIME OF DAY
1 -	1:05.589	31.779	1:37.368	73.17	9.813	11:07:19.624
2 -	58.847	31.089	1:29.936	79.21	2.381	11:08:49.560
3 -	59.488	29.883	1:29.371	79.71	1.816	11:10:18.931
4 -	59.100	29.846	1:28.946	80.10	1.391	11:11:47.877
5 -	59.326	30.259	1:29.585	79.52	2.030	11:13:17.462
6 -	58.028	<b>29.742</b>	1:27.770 (2)	81.17	0.215	11:14:45.232
7 -	57.649	29.906	<b>1:27.555 (1)</b>	<b>81.37</b>		<b>11:16:12.787</b>
8 -	<b>57.366</b>	31.378	1:28.744 (3)	80.28	1.189	11:17:41.531

<b>P28 32 R</b>		<b>Conor MURRAY</b>		Kawasaki NINJA 300 -		
IDEAL LAP TIME : 1:27.657		BEST LAP TIME : 1:27.691		DIFFERENCE : 0.034		
LAP	SECTOR 1	SECTOR 2	LAP TIME	MPH	DIFF	TIME OF DAY
1 -	OUTLAP	31.404	1:47.356	66.36	19.665	11:08:40.337
2 -	57.789	31.354	1:29.143	79.92	1.452	11:10:09.480
3 -	57.193	<b>30.793</b>	1:27.986 (2)	80.97	0.295	11:11:37.466
4 -	57.236	30.899	1:28.135 (3)	80.83	0.444	11:13:05.601
5 -	57.924	31.363	1:29.287	79.79	1.596	11:14:34.888
6 -	57.687	30.968	1:28.655	80.36	0.964	11:16:03.543
7 -	<b>56.864</b>	30.827	<b>1:27.691 (1)</b>	<b>81.24</b>		<b>11:17:31.234</b>

<b>P29 174 GP</b>		<b>David BOWLER</b>		Yamaha TZ 250 4DP -		
IDEAL LAP TIME : 1:27.702		BEST LAP TIME : 1:28.027		DIFFERENCE : 0.325		
LAP	SECTOR 1	SECTOR 2	LAP TIME	MPH	DIFF	TIME OF DAY
1 -	1:00.290	30.961	1:31.251	78.07	3.224	11:06:35.982
2 -	58.956	30.716	1:29.672	79.45	1.645	11:08:05.654
3 -	58.729	31.137	1:29.866	79.28	1.839	11:09:35.520
4 -	58.263	<b>30.566</b>	1:28.829 (3)	80.20	0.802	11:11:04.349
5 -	57.679	30.974	1:28.653 (2)	80.36	0.626	11:12:33.002
6 -	57.946	30.966	1:28.912	80.13	0.885	11:14:01.914
7 -	58.614	30.574	1:29.188	79.88	1.161	11:15:31.102
8 -	58.286	31.122	1:29.408	79.68	1.381	11:17:00.510
9 -	<b>57.136</b>	30.891	<b>1:28.027 (1)</b>	<b>80.93</b>		<b>11:18:28.537</b>

<b>P30 175 R</b>		<b>Aaron LILLY</b>		Yamaha R3 - AL Graphics		
IDEAL LAP TIME : 1:27.922		BEST LAP TIME : 1:28.712		DIFFERENCE : 0.790		
LAP	SECTOR 1	SECTOR 2	LAP TIME	MPH	DIFF	TIME OF DAY
1 -	1:01.429	31.680	1:33.109	76.51	4.397	11:07:29.149
2 -	59.631	31.525	1:31.156	78.15	2.444	11:09:00.305
3 -	59.122	31.000	1:30.122	79.05	1.410	11:10:30.427
4 -	1:02.479	31.020	1:33.499	76.20	4.787	11:12:03.926
5 -	58.294	<b>30.615</b>	1:28.909 (2)	80.13	0.197	11:13:32.835
6 -	58.165	30.805	1:28.970 (3)	80.07	0.258	11:15:01.805
7 -	<b>57.307</b>	31.405	<b>1:28.712 (1)</b>	<b>80.31</b>		<b>11:16:30.517</b>
8 -	58.830	31.391	1:30.221	78.96	1.509	11:18:00.738

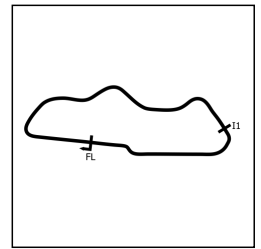
Weather / Track : Cloudy / Dry

Donington Park National  
Circuit Length = 1.9790 miles  
Start: 11:04 Flag 11:17 End: 11:19

# BMCRC - MRO Championships 2021 - Rnd 5 @ Donington National

## EDlasia Formula 400 & Blue Haze GP

### QUALIFYING - SECTOR ANALYSIS



SECTOR 1 = FL to I1, SECTOR 2 = I1 to FL, DIFF = Difference To Personal Best Lap, P = Crossed Finish Line in Pit Lane, D = Time Disallowed

P31 42 S		David ATKINS		Honda CBR400 -		
IDEAL LAP TIME : 1:28.523		BEST LAP TIME : 1:29.174		DIFFERENCE : 0.651		
LAP	SECTOR 1	SECTOR 2	LAP TIME	MPH	DIFF	TIME OF DAY
1 -	1:06.335	33.269	1:39.604	71.52	10.430	11:06:43.944
2 -	1:00.755	31.696	1:32.451	77.06	3.277	11:08:16.395
3 -	59.527	31.350	1:30.877	78.39	1.703	11:09:47.272
4 -	59.035	31.526	1:30.561	78.67	1.387	11:11:17.833
5 -	58.848	31.111	1:29.959	79.19	0.785	11:12:47.792
6 -	58.048	31.314	1:29.362 (2)	79.72	0.188	11:14:17.154
7 -	<b>57.427</b>	31.747	<b>1:29.174 (1)</b>	<b>79.89</b>		<b>11:15:46.328</b>
8 -	58.624	<b>31.096</b>	1:29.720 (3)	79.40	0.546	11:17:16.048

P32 73 R		Colvin TURNER		Yamaha TZR250 -		
IDEAL LAP TIME : 1:28.829		BEST LAP TIME : 1:29.461		DIFFERENCE : 0.632		
LAP	SECTOR 1	SECTOR 2	LAP TIME	MPH	DIFF	TIME OF DAY
1 -	1:00.598	<b>30.877</b>	1:31.475	77.88	2.014	11:06:33.371
2 -	59.016	32.717	1:31.733	77.66	2.272	11:08:05.104
3 -	59.457	31.951	1:31.408	77.94	1.947	11:09:36.512
4 -	<b>57.952</b>	31.632	1:29.584 (2)	79.53	0.123	11:11:06.096
5 -	58.482	30.979	<b>1:29.461 (1)</b>	<b>79.63</b>		<b>11:12:35.557</b>
6 -	58.616	31.798	1:30.414 (3)	78.80	0.953	11:14:05.971
7 -	1:00.536	IN PIT	1:52.406 P	63.38	22.945	11:15:58.377

P33 400		Stuart THURTLÉ		Kawasaki NINJA 300 - TeamTortoise Racing		
IDEAL LAP TIME : 1:29.416		BEST LAP TIME : 1:29.740		DIFFERENCE : 0.324		
LAP	SECTOR 1	SECTOR 2	LAP TIME	MPH	DIFF	TIME OF DAY
1 -	1:00.904	32.673	1:33.577	76.13	3.837	11:06:36.527
2 -	59.829	31.855	1:31.684	77.70	1.944	11:08:08.211
3 -	58.099	31.883	1:29.982 (2)	79.17	0.242	11:09:38.193
4 -	<b>57.976</b>	31.764	<b>1:29.740 (1)</b>	<b>79.39</b>		<b>11:11:07.933</b>
5 -	58.787	<b>31.440</b>	1:30.227	78.96	0.487	11:12:38.160
6 -	58.436	31.740	1:30.176 (3)	79.00	0.436	11:14:08.336
7 -	58.707	49.913	1:48.620	65.59	18.880	11:15:56.956
8 -	59.320	31.882	1:31.202	78.11	1.462	11:17:28.158

P34 39		Peter PARAPANOS		Kawasaki NINJA 300 - AMR Glasgow Kawasaki		
IDEAL LAP TIME : 1:30.272		BEST LAP TIME : 1:30.272		DIFFERENCE : 0.000		
LAP	SECTOR 1	SECTOR 2	LAP TIME	MPH	DIFF	TIME OF DAY
1 -	1:00.990	32.721	1:33.711	76.02	3.439	11:06:44.868
2 -	1:00.374	32.212	1:32.586	76.95	2.314	11:08:17.454
3 -	59.931	31.735	1:31.666	77.72	1.394	11:09:49.120
4 -	59.623	31.425	1:31.048	78.25	0.776	11:11:20.168
5 -	59.396	31.528	1:30.924 (3)	78.35	0.652	11:12:51.092
6 -	<b>59.044</b>	<b>31.228</b>	<b>1:30.272 (1)</b>	<b>78.92</b>		<b>11:14:21.364</b>
7 -	59.853	31.426	1:31.279	78.05	1.007	11:15:52.643
8 -	59.224	31.609	1:30.833 (2)	78.43	0.561	11:17:23.476

P35 154		Keith CHAMBERS		Kawasaki ZXR400 - ADR Race Graphics		
IDEAL LAP TIME : 1:30.790		BEST LAP TIME : 1:31.438		DIFFERENCE : 0.648		
LAP	SECTOR 1	SECTOR 2	LAP TIME	MPH	DIFF	TIME OF DAY
1 -	1:06.402	33.824	1:40.226	71.08	8.788	11:07:05.399
2 -	1:05.369	32.076	1:37.445	73.11	6.007	11:08:42.844
3 -	1:00.714	32.122	1:32.836	76.74	1.398	11:10:15.680
4 -	1:01.999	32.177	1:34.176	75.65	2.738	11:11:49.856
5 -	59.918	31.670	1:31.588 (3)	77.79	0.150	11:13:21.444
6 -	1:00.037	31.907	1:31.944	77.48	0.506	11:14:53.388
7 -	<b>59.255</b>	32.235	1:31.490 (2)	77.87	0.052	11:16:24.878
8 -	59.903	<b>31.535</b>	<b>1:31.438 (1)</b>	<b>77.91</b>		<b>11:17:56.316</b>

Weather / Track : Cloudy / Dry

Donington Park National  
Circuit Length = 1.9790 miles  
Start: 11:04 Flag 11:17 End: 11:19

# BMCRC - MRO Championships 2021 - Rnd 5 @ Donington National

## EDlasia Formula 400 & Blue Haze GP

### QUALIFYING - SECTOR ANALYSIS



SECTOR 1 = FL to I1, SECTOR 2 = I1 to FL, DIFF = Difference To Personal Best Lap, P = Crossed Finish Line in Pit Lane, D = Time Disallowed

<b>P36 83 R</b>		<b>Simon CHAPPELL</b>		Kawasaki NINJA 300 -			
IDEAL LAP TIME : 1:33.106		BEST LAP TIME : 1:33.393		DIFFERENCE : 0.287			
LAP	SECTOR 1	SECTOR 2	LAP TIME	MPH	DIFF	TIME OF DAY	
1 -	OUTLAP	33.112	2:02.134	58.33	28.741	11:09:04.154	
2 -	1:03.174	33.269	1:36.443	73.87	3.050	11:10:40.597	
3 -	1:04.330	32.635	1:36.965	73.47	3.572	11:12:17.562	
4 -	1:03.356	33.649	1:37.005	73.44	3.612	11:13:54.567	
5 -	1:03.711	<b>32.119</b>	1:35.830 <b>(3)</b>	74.34	2.437	11:15:30.397	
6 -	1:01.359	32.463	1:33.822 <b>(2)</b>	75.93	0.429	11:17:04.219	
7 -	<b>1:00.987</b>	32.406	<b>1:33.393 (1)</b>	<b>76.28</b>		<b>11:18:37.612</b>	

<b>P37 58 S/R</b>		<b>Stephen KIRKWOOD</b>		KTM RC390 -			
IDEAL LAP TIME : 1:36.901		BEST LAP TIME : 1:36.901		DIFFERENCE : 0.000			
LAP	SECTOR 1	SECTOR 2	LAP TIME	MPH	DIFF	TIME OF DAY	
1 -	1:09.748	36.305	1:46.053	67.18	9.152	11:07:05.046	
2 -	1:06.466	34.340	1:40.806 <b>(3)</b>	70.67	3.905	11:08:45.852	
3 -	1:05.279	33.893	1:39.172 <b>(2)</b>	71.84	2.271	11:10:25.024	
4 -	1:08.195	34.717	1:42.912	69.23	6.011	11:12:07.936	
5 -	<b>1:03.697</b>	<b>33.204</b>	<b>1:36.901 (1)</b>	<b>73.52</b>		<b>11:13:44.837</b>	
6 -	1:06.047	IN PIT	1:44.857 <b>P</b>	67.94	7.956	11:15:29.694	

Weather / Track : Cloudy / Dry

# BMCRC - MRO Championships 2021 - Rnd 5 @ Donington National

## EDlasia Formula 400 & Blue Haze GP

### QUALIFYING - BEST SECTORS

SECTOR 1			SECTOR 2			IDEAL / BEST COMPARISON						
POS	NO	NAME	TIME	NO	NAME	TIME	POS	NO	NAME	IDEAL	BEST	DIFF
									<b>PERFECT LAP</b>	<b>1:16.372</b>		
1	117	HALL	49.563	117	HALL	26.809	1	117	HALL	1:16.372	1:16.671	0.299
2	1	ATKINSON	49.883	1	ATKINSON	26.836	2	1	ATKINSON	1:16.719	1:16.719	0.000
3	51	WHOLEY	49.910	51	WHOLEY	26.996	3	51	WHOLEY	1:16.906	1:17.060	0.154
4	22	BALLERINI	51.365	22	BALLERINI	27.203	4	22	BALLERINI	1:18.568	1:19.093	0.525
5	4	SEATH	51.593	4	SEATH	27.416	5	4	SEATH	1:19.009	1:19.009	0.000
6	119	STANFORD	52.014	119	STANFORD	27.632	6	119	STANFORD	1:19.646	1:19.827	0.181
7	45	THOMPSON	52.245	30	COOPER	28.158	7	45	THOMPSON	1:20.510	1:20.760	0.250
8	85	ROBINSON	52.660	12	MARTIN	28.179	8	30	COOPER	1:20.825	1:21.200	0.375
9	30	COOPER	52.667	45	THOMPSON	28.265	9	12	MARTIN	1:20.911	1:21.233	0.322
10	12	MARTIN	52.732	47	CLARK	28.371	10	85	ROBINSON	1:21.381	1:21.880	0.499
11	92	WAINWRIGHT	53.008	92	WAINWRIGHT	28.392	11	92	WAINWRIGHT	1:21.400	1:21.711	0.311
12	881	STANLEY	53.171	25	SMITH	28.397	12	25	SMITH	1:21.790	1:21.790	0.000
13	25	SMITH	53.393	0	TOLAND	28.573	13	881	STANLEY	1:21.884	1:21.951	0.067
14	69	HARVIEK	53.476	75	FRASER	28.658	14	47	CLARK	1:22.131	1:22.281	0.150
15	64	ELLIS	53.519	881	STANLEY	28.713	15	0	TOLAND	1:22.141	1:22.141	0.000
16	0	TOLAND	53.568	85	ROBINSON	28.721	16	64	ELLIS	1:22.297	1:22.415	0.118
17	47	CLARK	53.760	110	HAIGH	28.766	17	69	HARVIEK	1:22.392	1:22.490	0.098
18	75	FRASER	53.811	64	ELLIS	28.778	18	75	FRASER	1:22.469	1:22.469	0.000
19	110	HAIGH	53.945	69	HARVIEK	28.916	19	110	HAIGH	1:22.711	1:22.711	0.000
20	136	HEWITT	54.291	351	DIGBY-BAKER	29.239	20	136	HEWITT	1:23.730	1:23.744	0.014
21	351	DIGBY-BAKER	54.613	26	THOMPSON	29.322	21	351	DIGBY-BAKER	1:23.852	1:23.892	0.040
22	26	THOMPSON	55.423	136	HEWITT	29.439	22	26	THOMPSON	1:24.745	1:24.745	0.000
23	138	HOWE	55.429	222	EPPS	29.507	23	138	HOWE	1:25.103	1:25.103	0.000
24	222	EPPS	55.815	138	HOWE	29.674	24	222	EPPS	1:25.322	1:25.322	0.000
25	19	O'MARA	56.025	88	PRINOS	29.742	25	19	O'MARA	1:25.818	1:25.818	0.000
26	170	BURSCOUGH	56.246	19	O'MARA	29.793	26	170	BURSCOUGH	1:26.167	1:26.594	0.427
27	32	MURRAY	56.864	170	BURSCOUGH	29.921	27	88	PRINOS	1:27.108	1:27.555	0.447
28	174	BOWLER	57.136	174	BOWLER	30.566	28	32	MURRAY	1:27.657	1:27.691	0.034
29	175	LILLY	57.307	175	LILLY	30.615	29	174	BOWLER	1:27.702	1:28.027	0.325
30	88	PRINOS	57.366	32	MURRAY	30.793	30	175	LILLY	1:27.922	1:28.712	0.790
31	42	ATKINS	57.427	73	TURNER	30.877	31	42	ATKINS	1:28.523	1:29.174	0.651
32	73	TURNER	57.952	42	ATKINS	31.096	32	73	TURNER	1:28.829	1:29.461	0.632
33	400	THURTLÉ	57.976	39	PARAPANOS	31.228	33	400	THURTLÉ	1:29.416	1:29.740	0.324
34	39	PARAPANOS	59.044	400	THURTLÉ	31.440	34	39	PARAPANOS	1:30.272	1:30.272	0.000
35	154	CHAMBERS	59.255	154	CHAMBERS	31.535	35	154	CHAMBERS	1:30.790	1:31.438	0.648
36	83	CHAPPELL	1:00.987	83	CHAPPELL	32.119	36	83	CHAPPELL	1:33.106	1:33.393	0.287
37	58	KIRKWOOD	1:03.697	58	KIRKWOOD	33.204	37	58	KIRKWOOD	1:36.901	1:36.901	0.000

Weather / Track : Cloudy / Dry

Donington Park National  
Circuit Length = 1.9790 miles  
Start: 11:04 Flag 11:17 End: 11:19

Results can be found at [www.tsl-timing.com](http://www.tsl-timing.com)

Printed - 11:19 Saturday, 04 September 2021

# BMCRC - MRO Championships 2021 - Rnd 5 @ Donington National

## EDlasia Formula 400 & Blue Haze GP

### QUALIFYING - STATISTICS

<b>Competitors Started</b>	37
<b>Planned Start</b>	2021-09-04 @ 11:16:00.000
<b>Actual Start</b>	2021-09-04 @ 11:04:24.980
<b>Finish Time</b>	2021-09-04 @ 11:17:10.806
<b>Track Length</b>	1.9790mi.
<b>Total Laps</b>	303
<b>Total Distance Covered</b>	599.6573mi.

### Session Fastest Lap History

NO	CL	NAME	LAP TIME	TIME OF DAY	LAP	VEHICLE
45		Mark THOMPSON	1:27.778	11:06:25.869	1	Kawasaki ZXR400
85		James ROBINSON	1:27.348	11:06:37.136	1	Kawasaki ZXR400
92	GP	Jordan WAINWRIGHT	1:27.238	11:06:39.339	1	Yamaha TZ T
4		James SEATH	1:25.357	11:06:50.455	1	Kawasaki ZXR400 L9
22	GP	Rik BALLERINI	1:23.716	11:07:06.421	1	Yamaha TZ250
4		James SEATH	1:22.019	11:08:12.475	2	Kawasaki ZXR400 L9
119	GP	Ian STANFORD	1:20.913	11:08:20.935	2	Honda RS 250
22	GP	Rik BALLERINI	1:19.230	11:08:25.652	2	Yamaha TZ250
22	GP	Rik BALLERINI	1:19.093	11:09:44.744	3	Yamaha TZ250
1	GP	Phil ATKINSON	1:18.004	11:10:17.738	3	Yamaha TZ350
117	GP	Stuart HALL	1:17.596	11:11:28.015	4	Yamaha TZ250
1	GP	Phil ATKINSON	1:17.494	11:11:35.231	4	Yamaha TZ350
117	GP	Stuart HALL	1:17.024	11:12:45.038	5	Yamaha TZ250
1	GP	Phil ATKINSON	1:16.719	11:12:51.950	5	Yamaha TZ350
117	GP	Stuart HALL	1:16.671	11:16:38.906	8	Yamaha TZ250

### Flag History

TYPE	TIME OF DAY
GREEN	11:04:24.980
FINISH	11:17:10.806

### Flag Statistics

TYPE	COUNT	TOTAL LAPS	TOTAL TIME
Green	1	9	14:37.552
Red	0	0	0.000
Safety Car	0	0	0.000
FCY	0	0	0.000

Weather / Track : Cloudy / Dry

Results can be found at [www.tsl-timing.com](http://www.tsl-timing.com)

Page 1 of 6

Donington Park National  
Circuit Length = 1.9790 miles  
Start: 11:04 Flag 11:17 End: 11:19

Printed - 11:19 Saturday, 04 September 2021



# BMCRC - MRO Championships 2021 - Rnd 5 @ Donington National

## EDlasia Formula 400 & Blue Haze GP

### QUALIFYING - STATISTICS

CLASS :

13 Starters

#### Fastest Lap History

NO	NAME	LAP TIME	TIME OF DAY	LAP	VEHICLE
45	Mark THOMPSON	1:27.778	11:06:25.869	1	Kawasaki ZXR400
85	James ROBINSON	1:27.348	11:06:37.136	1	Kawasaki ZXR400
4	James SEATH	1:25.357	11:06:50.455	1	Kawasaki ZXR400 L9
45	Mark THOMPSON	1:24.181	11:07:50.050	2	Kawasaki ZXR400
4	James SEATH	1:22.019	11:08:12.475	2	Kawasaki ZXR400 L9
4	James SEATH	1:20.456	11:12:19.559	5	Kawasaki ZXR400 L9
4	James SEATH	1:20.161	11:13:39.758	6	Kawasaki ZXR400 L9
4	James SEATH	1:19.978	11:14:59.737	7	Kawasaki ZXR400 L9
4	James SEATH	1:19.009	11:16:18.744	8	Kawasaki ZXR400 L9

Weather / Track : Cloudy / Dry

Donington Park National  
Circuit Length = 1.9790 miles  
Start: 11:04 Flag 11:17 End: 11:19

# BMCRC - MRO Championships 2021 - Rnd 5 @ Donington National

## EDlasia Formula 400 & Blue Haze GP

### QUALIFYING - STATISTICS

CLASS : R

5 Starters

#### Fastest Lap History

NO	NAME	LAP TIME	TIME OF DAY	LAP	VEHICLE
73	Colvin TURNER	<b>1:31.475</b>	11:06:33.397	1	Yamaha TZR250
19	James O'MARA	<b>1:31.266</b>	11:06:40.642	1	Kawasaki NINJA 300
19	James O'MARA	<b>1:27.621</b>	11:08:08.259	2	Kawasaki NINJA 300
19	James O'MARA	<b>1:25.818</b>	11:18:24.570	9	Kawasaki NINJA 300

Weather / Track : Cloudy / Dry

Results can be found at [www.tsl-timing.com](http://www.tsl-timing.com)

Page 3 of 6

Donington Park National  
Circuit Length = 1.9790 miles  
Start: 11:04 Flag 11:17 End: 11:19

Printed - 11:19 Saturday, 04 September 2021

# BMCRC - MRO Championships 2021 - Rnd 5 @ Donington National

## EDlasia Formula 400 & Blue Haze GP

### QUALIFYING - STATISTICS

CLASS : S/R

2 Starters

#### Fastest Lap History

NO	NAME	LAP TIME	TIME OF DAY	LAP	VEHICLE
25	Haydon SMITH	1:32.250	11:06:45.445	1	Kawasaki ZXR400
25	Haydon SMITH	1:30.805	11:08:16.250	2	Kawasaki ZXR400
25	Haydon SMITH	1:26.769	11:09:43.018	3	Kawasaki ZXR400
25	Haydon SMITH	1:25.742	11:11:08.760	4	Kawasaki ZXR400
25	Haydon SMITH	1:25.356	11:12:34.116	5	Kawasaki ZXR400
25	Haydon SMITH	1:24.220	11:13:58.336	6	Kawasaki ZXR400
25	Haydon SMITH	1:23.938	11:15:22.265	7	Kawasaki ZXR400
25	Haydon SMITH	1:22.729	11:16:45.003	8	Kawasaki ZXR400
25	Haydon SMITH	1:21.790	11:18:06.793	9	Kawasaki ZXR400

Weather / Track : Cloudy / Dry

Donington Park National  
Circuit Length = 1.9790 miles  
Start: 11:04 Flag 11:17 End: 11:19

# BMCRC - MRO Championships 2021 - Rnd 5 @ Donington National

## EDlasia Formula 400 & Blue Haze GP

### QUALIFYING - STATISTICS

CLASS : S

5 Starters

#### Fastest Lap History

NO	NAME	LAP TIME	TIME OF DAY	LAP	VEHICLE
881	Michael STANLEY	1:28.243	11:06:39.065	1	Yamaha TZR250
351	Sam DIGBY-BAKER	1:25.995	11:07:10.728	1	Kawasaki ZXR400
881	Michael STANLEY	1:24.828	11:08:03.893	2	Yamaha TZR250
30	Alan COOPER	1:23.460	11:08:47.552	2	Yamaha TZR250
881	Michael STANLEY	1:23.300	11:09:27.193	3	Yamaha TZR250
30	Alan COOPER	1:22.740	11:10:10.271	3	Yamaha TZR250
30	Alan COOPER	1:21.200	11:11:31.493	4	Yamaha TZR250

Weather / Track : Cloudy / Dry

Results can be found at [www.tsl-timing.com](http://www.tsl-timing.com)

Page 5 of 6

Donington Park National  
Circuit Length = 1.9790 miles  
Start: 11:04 Flag 11:17 End: 11:19

Printed - 11:19 Saturday, 04 September 2021

# BMCRC - MRO Championships 2021 - Rnd 5 @ Donington National

## EDlasia Formula 400 & Blue Haze GP

### QUALIFYING - STATISTICS

CLASS : GP

12 Starters

#### Fastest Lap History

NO	NAME	LAP TIME	TIME OF DAY	LAP	VEHICLE
64	Phil ELLIS	1:30.148	11:06:34.987	1	Yamaha TZ250B
92	Jordan WAINWRIGHT	1:27.238	11:06:39.339	1	Yamaha TZ T
22	Rik BALLERINI	1:23.716	11:07:06.421	1	Yamaha TZ250
119	Ian STANFORD	1:20.913	11:08:20.935	2	Honda RS 250
22	Rik BALLERINI	1:19.230	11:08:25.652	2	Yamaha TZ250
22	Rik BALLERINI	1:19.093	11:09:44.744	3	Yamaha TZ250
1	Phil ATKINSON	1:18.004	11:10:17.738	3	Yamaha TZ350
117	Stuart HALL	1:17.596	11:11:28.015	4	Yamaha TZ250
1	Phil ATKINSON	1:17.494	11:11:35.231	4	Yamaha TZ350
117	Stuart HALL	1:17.024	11:12:45.038	5	Yamaha TZ250
1	Phil ATKINSON	1:16.719	11:12:51.950	5	Yamaha TZ350
117	Stuart HALL	1:16.671	11:16:38.906	8	Yamaha TZ250

Weather / Track : Cloudy / Dry

Donington Park National  
Circuit Length = 1.9790 miles  
Start: 11:04 Flag 11:17 End: 11:19

# BMCRC - MRO Championships 2021 - Rnd 5 @ Donington National



## EDlasia Formula 400 & Blue Haze GP



### RACE 10 - GRID (7 Laps)

ROW 13	39		38	188 David COURT	37	58 Stephen KIRKWOOD	1:36.901
ROW 12	36	83 Simon CHAPPELL	35	154 Keith CHAMBERS	34	39 Peter PARAPANOS	1:33.393 1:31.438 1:30.272
ROW 11	33	400 Stuart THURTLÉ	32	73 Colvin TURNER	31	42 David ATKINS	1:29.740 1:29.461 1:29.174
ROW 10	30	175 Aaron LILLY	29	174 David BOWLER	28	32 Conor MURRAY	1:28.712 1:28.027 1:27.691
ROW 9	27	88 George PRINOS	26	170 Andrew BURSCOUGH	25	19 James O'MARA	1:27.555 1:26.594 1:25.818
ROW 8	24	222 Matthew EPPS	23	138 Andrew Finlay HOWE	22	26 Lydia THOMPSON	1:25.322 1:25.103 1:24.745
ROW 7	21	351 Sam DIGBY-BAKER	20	136 Rich HEWITT	19	110 Mark HAIGH	1:23.892 1:23.744 1:22.711
ROW 6	18	69 Dave HARVIEK	17	75 Gary FRASER	16	64 Phil ELLIS	1:22.490 1:22.469 1:22.415
ROW 5	15	47 Allan CLARK	14	0 Paul TOLAND	13	881 Michael STANLEY	1:22.281 1:22.141 1:21.951
ROW 4	12	85 James ROBINSON	11	25 Haydon SMITH	10	92 Jordan WAINWRIGHT	1:21.880 1:21.790 1:21.711
ROW 3	9	12 Adrian MARTIN	8	30 Alan COOPER	7	45 Mark THOMPSON	1:21.233 1:21.200 1:20.760
ROW 2	6	119 Ian STANFORD	5	22 Rik BALLERINI	4	4 James SEATH	1:19.827 1:19.093 1:19.009
ROW 1	3	51 Kevin WHOLEY	2	1 Phil ATKINSON	1	117 Stuart HALL	1:17.060 1:16.719 1:16.671

**Pole**

Donington Park National  
Circuit Length = 1.9790 miles

These results are provisional until the conclusion of any judicial and technical matters.

Clerk Of Course :	Stewards :	Timekeeper :
-------------------	------------	--------------

Results can be found at [www.tsl-timing.com](http://www.tsl-timing.com)

Printed - 11:20 Saturday, 04 September 2021



# BMCRC - MRO Championships 2021 - Rnd 5 @ Donington National



## EDlasia Formula 400 & Blue Haze GP



### RACE 10 - CLASSIFICATION

POS	NO	CL	PIC NAME	ENTRY	LAPS	TIME	GAP	DIFF	MPH	BEST	ON
1	1	GP	1 Phil ATKINSON	Yamaha TZ350 - Rose mot centre	7	9:04.229			91.38	1:16.258	4
2	51	GP	2 Kevin WHOLEY	Yamaha TZ 250 - Twistgrip Motorcycles	7	9:04.544	0.315	0.315	91.33	1:16.405	6
3	117	GP	3 Stuart HALL	Yamaha TZ250 -	7	9:08.749	4.520	4.205	90.63	1:16.179	4
4	22	GP	4 Rik BALLERINI	Yamaha TZ250 - SCLS LTD, GECKO RACING, CAM	7	9:11.285	7.056	2.536	90.21	1:17.300	4
5	45		1 Mark THOMPSON	Kawasaki ZXR400 - Flintstone Tyres / David Simon 1	7	9:22.194	17.965	10.909	88.46	1:18.803	5
6	119	GP	5 Ian STANFORD	Honda RS 250 - N and J Stanford.Suspended Ceiling	7	9:23.889	19.660	1.695	88.20	1:19.254	4
7	4		2 James SEATH	Kawasaki ZXR400 L9 - Ovenden Earthmoving	7	9:23.939	19.710	0.050	88.19	1:19.297	5
8	30	S	1 Alan COOPER	Yamaha TZR250 - twistgrip motorcycles	7	9:36.078	31.849	12.139	86.33	1:20.830	2
9	12	GP	6 Adrian MARTIN	Yamaha TZ250 - Strategic business development &s	7	9:40.680	36.451	4.602	85.65	1:20.687	7
10	85		3 James ROBINSON	Kawasaki ZXR400 - claire palastanga ceramics	7	9:40.895	36.666	0.215	85.61	1:21.509	4
11	881	S	2 Michael STANLEY	Yamaha TZR250 -	7	9:41.729	37.500	0.834	85.49	1:21.759	4
12	47		4 Allan CLARK	Kawasaki ZXR400 - A Clark & Sons Builders	7	9:42.893	38.664	1.164	85.32	1:21.511	7
13	69	GP	7 Dave HARVIEK	Yamaha TZ250 4DP - NW Roofing London Ltd	7	9:47.664	43.435	4.771	84.63	1:21.774	6
14	351	S	3 Sam DIGBY-BAKER	Kawasaki ZXR400 -	7	9:49.472	45.243	1.808	84.37	1:22.546	6
15	136		5 Rich HEWITT	Suzuki GSXR400 - Mirror Image Body Repairs	7	9:49.870	45.641	0.398	84.31	1:22.705	6
16	64	GP	8 Phil ELLIS	Yamaha TZ250B -	7	9:54.354	50.125	4.484	83.68	1:23.227	4
17	92	GP	9 Jordan WAINWRIGHT	Yamaha TZ T -	7	10:03.685	59.456	9.331	82.38	1:20.578	5
18	110	R	1 Mark HAIGH	Aprilia RS250 - Chesterfield Ceramic coatings/The T	7	10:05.770	1:01.541	2.085	82.10	1:24.393	6
19	222	S	4 Matthew EPPS	Kawasaki ZXR400 - M.E Vehicle Repairs	7	10:06.241	1:02.012	0.471	82.03	1:24.599	6
20	0	GP	10 Paul TOLAND	Yamaha TZ250 - Kippers keys	7	10:06.332	1:02.103	0.091	82.02	1:24.285	3
21	75		6 Gary FRASER	Kawasaki ZXR 400 -	7	10:06.545	1:02.316	0.213	81.99	1:24.588	7
22	26		7 Lydia THOMPSON	Kawasaki ZXR400 - Flintstone Racing - David Simon	7	10:07.650	1:03.421	1.105	81.84	1:24.366	4
23	170		8 Andrew BURSCOUGH	Yamaha YPVS 350 - Apollo/Merlin/Abbey/Martianur	7	10:08.446	1:04.217	0.796	81.74	1:24.933	5
24	138		9 Andrew Finlay HOWE	Kawasaki ZXR400L - Finlay Howe Ltd	7	10:09.726	1:05.497	1.280	81.57	1:23.145	6
25	19	R	2 James O'MARA	Kawasaki NINJA 300 - BRP Machining Ltd	7	10:17.730	1:13.501	8.004	80.51	1:26.095	5
26	32	R	3 Conor MURRAY	Kawasaki NINJA 300 -	7	10:18.397	1:14.168	0.667	80.42	1:26.308	7
27	175	R	4 Aaron LILLY	Yamaha R3 - AL Graphics	7	10:26.985	1:22.756	8.588	79.32	1:27.416	5
28	88	GP	11 George PRINOS	Yamaha TZ250 - KAPPA PLANNING LTD	6	9:07.052	1 Lap	1 Lap	77.89	1:28.395	2
29	174	GP	12 David BOWLER	Yamaha TZ 250 4DP -	6	9:07.937	1 Lap	0.885	77.76	1:28.949	6
30	42	S	5 David ATKINS	Honda CBR400 -	6	9:08.879	1 Lap	0.942	77.63	1:26.729	6
31	154		10 Keith CHAMBERS	Kawasaki ZXR400 - ADR Race Graphics	6	9:10.621	1 Lap	1.742	77.38	1:28.314	5
32	73	R	5 Colvin TURNER	Yamaha TZR250 -	6	9:15.780	1 Lap	5.159	76.66	1:29.457	2
33	400		11 Stuart THURTL	Kawasaki NINJA 300 - TeamTortoise Racing	6	9:31.506	1 Lap	15.726	74.55	1:30.494	6
34	188		12 David COURT	Kawasaki NINJA 300 -	6	9:32.060	1 Lap	0.554	74.48	1:30.271	6
35	58	S/R	1 Stephen KIRKWOOD	KTM RC390 -	6	9:51.604	1 Lap	19.544	72.02	1:36.078	4

#### NOT CLASSIFIED

DNF	83	R	Simon CHAPPELL	Kawasaki NINJA 300 -	5	8:06.413	2 Laps	1 Lap	72.95	1:32.101	5
DNF	25	S/R	Haydon SMITH	Kawasaki ZXR400 - HI-Precision Engineering Ltd	0						
DNF	39		Peter PARAPANOS	Kawasaki NINJA 300 - AMR Glasgow Kawasaki	0						

#### FASTEST LAP

117	GP	Stuart HALL	Yamaha TZ250 -	4	1:16.179	93.52 mph	150.51 kph
45		Mark THOMPSON	Kawasaki ZXR400 - Flintstone Tyres / David Simon 1	5	1:18.803	90.41 mph	145.50 kph
30	S	Alan COOPER	Yamaha TZR250 - twistgrip motorcycles	2	1:20.830	88.14 mph	141.85 kph
110	R	Mark HAIGH	Aprilia RS250 - Chesterfield Ceramic coatings/The T	6	1:24.393	84.42 mph	135.86 kph
58	S/R	Stephen KIRKWOOD	KTM RC390 -	4	1:36.078	74.15 mph	119.34 kph

Class GP - 92.5% of Race Speed = 84.52 mph

Class - 92.5% of Race Speed = 81.82 mph

Class S - 92.5% of Race Speed = 79.85 mph

Class R - 92.5% of Race Speed = 75.94 mph

Class S/R - 92.5% of Race Speed = 66.61 mph

Clerk Of Course :	Stewards :	Timekeeper :
-------------------	------------	--------------

Results can be found at [www.tsl-timing.com](http://www.tsl-timing.com)

Printed - 15:11 Saturday, 04 September 2021







# BMCRC - MRO Championships 2021 - Rnd 5 @ Donington National

## EDlasia Formula 400 & Blue Haze GP

### RACE 10 - SECTOR ANALYSIS



SECTOR 1 = FL to I1, SECTOR 2 = I1 to FL, DIFF = Difference To Personal Best Lap, P = Crossed Finish Line in Pit Lane, D = Time Disallowed

P1		1 GP		Phil ATKINSON		Yamaha TZ350 - Rose mot centre	
IDEAL LAP TIME : 1:16.088		BEST LAP TIME : 1:16.258		DIFFERENCE : 0.170			
LAP	SECTOR 1	SECTOR 2	LAP TIME	MPH	DIFF	TIME OF DAY	
1 -		27.716	1:21.933	86.95	5.675	15:02:11.820	
2 -	50.281	27.380	1:17.661	91.74	1.403	15:03:29.481	
3 -	50.547	27.333	1:17.880	91.48	1.622	15:04:47.361	
4 -	49.347	<b>26.911</b>	<b>1:16.258 (1)</b>	<b>93.42</b>		<b>15:06:03.619</b>	
5 -	<b>49.177</b>	27.295	1:16.472 (3)	93.16	0.214	15:07:20.091	
6 -	49.345	27.014	1:16.359 (2)	93.30	0.101	15:08:36.450	
7 -	50.110	27.556	1:17.666	91.73	1.408	15:09:54.116	

P2		51 GP		Kevin WHOLEY		Yamaha TZ 250 - Twistgrip Motorcycles	
IDEAL LAP TIME : 1:16.405		BEST LAP TIME : 1:16.405		DIFFERENCE : 0.000			
LAP	SECTOR 1	SECTOR 2	LAP TIME	MPH	DIFF	TIME OF DAY	
1 -		27.356	1:21.357	87.57	4.952	15:02:11.244	
2 -	50.749	27.361	1:18.110	91.21	1.705	15:03:29.354	
3 -	50.236	27.071	1:17.307	92.16	0.902	15:04:46.661	
4 -	49.887	26.808	1:16.695 (2)	92.89	0.290	15:06:03.356	
5 -	50.109	27.448	1:17.557	91.86	1.152	15:07:20.913	
6 -	<b>49.759</b>	<b>26.646</b>	<b>1:16.405 (1)</b>	<b>93.24</b>		<b>15:08:37.318</b>	
7 -	49.812	27.301	1:17.113 (3)	92.39	0.708	15:09:54.431	

P3		117 GP		Stuart HALL		Yamaha TZ250 -	
IDEAL LAP TIME : 1:16.179		BEST LAP TIME : 1:16.179		DIFFERENCE : 0.000			
LAP	SECTOR 1	SECTOR 2	LAP TIME	MPH	DIFF	TIME OF DAY	
1 -		27.023	1:25.979	82.86	9.800	15:02:15.866	
2 -	50.653	27.407	1:18.060	91.27	1.881	15:03:33.926	
3 -	49.922	26.632	1:16.554 (2)	93.06	0.375	15:04:50.480	
4 -	<b>49.579</b>	<b>26.600</b>	<b>1:16.179 (1)</b>	<b>93.52</b>		<b>15:06:06.659</b>	
5 -	49.833	26.864	1:16.697 (3)	92.89	0.518	15:07:23.356	
6 -	49.918	26.849	1:16.767	92.80	0.588	15:08:40.123	
7 -	50.982	27.531	1:18.513	90.74	2.334	15:09:58.636	

P4		22 GP		Rik BALLERINI		Yamaha TZ250 - SCLS LTD, GECKO RACING, CAMBRIDGE M	
IDEAL LAP TIME : 1:16.944		BEST LAP TIME : 1:17.300		DIFFERENCE : 0.356			
LAP	SECTOR 1	SECTOR 2	LAP TIME	MPH	DIFF	TIME OF DAY	
1 -		27.701	1:23.840	84.97	6.540	15:02:13.727	
2 -	51.379	27.676	1:19.055	90.12	1.755	15:03:32.782	
3 -	50.396	27.291	1:17.687 (3)	91.70	0.387	15:04:50.469	
4 -	50.283	<b>27.017</b>	<b>1:17.300 (1)</b>	<b>92.16</b>		<b>15:06:07.769</b>	
5 -	<b>49.927</b>	27.717	1:17.644 (2)	91.76	0.344	15:07:25.413	
6 -	50.589	27.253	1:17.842	91.52	0.542	15:08:43.255	
7 -	50.406	27.511	1:17.917	91.43	0.617	15:10:01.172	

P5		45		Mark THOMPSON		Kawasaki ZXR400 - Flintstone Tyres / David Simon Tuning	
IDEAL LAP TIME : 1:18.605		BEST LAP TIME : 1:18.803		DIFFERENCE : 0.198			
LAP	SECTOR 1	SECTOR 2	LAP TIME	MPH	DIFF	TIME OF DAY	
1 -		28.271	1:24.732	84.08	5.929	15:02:14.619	
2 -	51.929	27.933	1:19.862	89.21	1.059	15:03:34.481	
3 -	50.987	28.288	1:19.275 (2)	89.87	0.472	15:04:53.756	
4 -	51.614	28.204	1:19.818	89.26	1.015	15:06:13.574	
5 -	<b>50.740</b>	28.063	<b>1:18.803 (1)</b>	<b>90.41</b>		<b>15:07:32.377</b>	
6 -	51.613	27.953	1:19.566 (3)	89.54	0.763	15:08:51.943	
7 -	52.273	<b>27.865</b>	1:20.138	88.90	1.335	15:10:12.081	

Weather / Track : Cloudy / Dry

Donington Park National  
Circuit Length = 1.9790 miles  
Start: 15:00 Flag 15:09 End: 15:11

# BMCRC - MRO Championships 2021 - Rnd 5 @ Donington National

## EDlasia Formula 400 & Blue Haze GP

### RACE 10 - SECTOR ANALYSIS



SECTOR 1 = FL to I1, SECTOR 2 = I1 to FL, DIFF = Difference To Personal Best Lap, P = Crossed Finish Line in Pit Lane, D = Time Disallowed

<b>P6 119 GP</b>		<b>Ian STANFORD</b>		Honda RS 250 - N and J Stanford Suspended Ceilings and Parti		
IDEAL LAP TIME : 1:19.254		BEST LAP TIME : 1:19.254		DIFFERENCE : 0.000		
LAP	SECTOR 1	SECTOR 2	LAP TIME	MPH	DIFF	TIME OF DAY
1 -		28.334	1:24.146	84.66	4.892	15:02:14.033
2 -	51.635	28.063	1:19.698	89.39	0.444	15:03:33.731
3 -	51.453	27.974	1:19.427 (2)	89.70	0.173	15:04:53.158
<b>4 -</b>	<b>51.423</b>	<b>27.831</b>	<b>1:19.254 (1)</b>	<b>89.89</b>		<b>15:06:12.412</b>
5 -	51.445	28.118	1:19.563 (3)	89.54	0.309	15:07:31.975
6 -	52.401	27.867	1:20.268	88.76	1.014	15:08:52.243
7 -	52.394	29.139	1:21.533	87.38	2.279	15:10:13.776

<b>P7 4</b>		<b>James SEATH</b>		Kawasaki ZXR400 L9 - Ovenden Earthmoving		
IDEAL LAP TIME : 1:19.297		BEST LAP TIME : 1:19.297		DIFFERENCE : 0.000		
LAP	SECTOR 1	SECTOR 2	LAP TIME	MPH	DIFF	TIME OF DAY
1 -		28.218	1:23.534	85.28	4.237	15:02:13.421
2 -	52.106	27.826	1:19.932 (3)	89.13	0.635	15:03:33.353
3 -	51.657	28.517	1:20.174	88.86	0.877	15:04:53.527
4 -	51.597	28.102	1:19.699 (2)	89.39	0.402	15:06:13.226
<b>5 -</b>	<b>51.546</b>	<b>27.751</b>	<b>1:19.297 (1)</b>	<b>89.84</b>		<b>15:07:32.523</b>
6 -	52.223	28.361	1:20.584	88.41	1.287	15:08:53.107
7 -	51.876	28.843	1:20.719	88.26	1.422	15:10:13.826

<b>P8 30 S</b>		<b>Alan COOPER</b>		Yamaha TZR250 - twistgrip motorcycles		
IDEAL LAP TIME : 1:20.830		BEST LAP TIME : 1:20.830		DIFFERENCE : 0.000		
LAP	SECTOR 1	SECTOR 2	LAP TIME	MPH	DIFF	TIME OF DAY
1 -		28.756	1:25.679	83.15	4.849	15:02:15.566
<b>2 -</b>	<b>52.440</b>	<b>28.390</b>	<b>1:20.830 (1)</b>	<b>88.14</b>		<b>15:03:36.396</b>
3 -	52.660	28.860	1:21.520 (2)	87.39	0.690	15:04:57.916
4 -	53.149	28.644	1:21.793 (3)	87.10	0.963	15:06:19.709
5 -	52.871	28.927	1:21.798	87.10	0.968	15:07:41.507
6 -	52.983	28.918	1:21.901	86.99	1.071	15:09:03.408
7 -	53.741	28.816	1:22.557	86.29	1.727	15:10:25.965

<b>P9 12 GP</b>		<b>Adrian MARTIN</b>		Yamaha TZ250 - Strategic business development & support ltd		
IDEAL LAP TIME : 1:20.382		BEST LAP TIME : 1:20.687		DIFFERENCE : 0.305		
LAP	SECTOR 1	SECTOR 2	LAP TIME	MPH	DIFF	TIME OF DAY
1 -		29.241	1:30.729	78.52	10.042	15:02:20.616
2 -	53.335	28.638	1:21.973	86.91	1.286	15:03:42.589
3 -	54.864	<b>28.115</b>	1:22.979	85.86	2.292	15:05:05.568
4 -	53.219	28.134	1:21.353 (3)	87.57	0.666	15:06:26.921
5 -	53.383	28.590	1:21.973	86.91	1.286	15:07:48.894
6 -	52.827	28.159	1:20.986 (2)	87.97	0.299	15:09:09.880
<b>7 -</b>	<b>52.267</b>	28.420	<b>1:20.687 (1)</b>	<b>88.29</b>		<b>15:10:30.567</b>

<b>P10 85</b>		<b>James ROBINSON</b>		Kawasaki ZXR400 - claire palastanga ceramics		
IDEAL LAP TIME : 1:21.415		BEST LAP TIME : 1:21.509		DIFFERENCE : 0.094		
LAP	SECTOR 1	SECTOR 2	LAP TIME	MPH	DIFF	TIME OF DAY
1 -		29.124	1:27.796	81.14	6.287	15:02:17.683
2 -	52.508	<b>29.017</b>	1:21.525 (2)	87.39	0.016	15:03:39.208
3 -	53.047	29.294	1:22.341	86.52	0.832	15:05:01.549
<b>4 -</b>	<b>52.398</b>	29.111	<b>1:21.509 (1)</b>	<b>87.40</b>		<b>15:06:23.058</b>
5 -	53.029	29.063	1:22.092 (3)	86.78	0.583	15:07:45.150
6 -	53.542	29.069	1:22.611	86.24	1.102	15:09:07.761
7 -	53.497	29.524	1:23.021	85.81	1.512	15:10:30.782

Weather / Track : Cloudy / Dry

Donington Park National  
Circuit Length = 1.9790 miles  
Start: 15:00 Flag 15:09 End: 15:11

# BMCRC - MRO Championships 2021 - Rnd 5 @ Donington National

## EDlasia Formula 400 & Blue Haze GP

### RACE 10 - SECTOR ANALYSIS



SECTOR 1 = FL to I1, SECTOR 2 = I1 to FL, DIFF = Difference To Personal Best Lap, P = Crossed Finish Line in Pit Lane, D = Time Disallowed

P11 881 S		Michael STANLEY		Yamaha TZR250 -		
IDEAL LAP TIME : 1:21.496		BEST LAP TIME : 1:21.759		DIFFERENCE : 0.263		
LAP	SECTOR 1	SECTOR 2	LAP TIME	MPH	DIFF	TIME OF DAY
1 -		28.973	1:27.038	81.85	5.279	15:02:16.925
2 -	53.045	29.538	1:22.583	86.27	0.824	15:03:39.508
3 -	53.119	29.207	1:22.326 (3)	86.54	0.567	15:05:01.834
4 -	<b>52.692</b>	29.067	<b>1:21.759 (1)</b>	<b>87.14</b>		<b>15:06:23.593</b>
5 -	52.919	28.888	1:21.807 (2)	87.09	0.048	15:07:45.400
6 -	53.116	29.627	1:22.743	86.10	0.984	15:09:08.143
7 -	54.669	<b>28.804</b>	1:23.473	85.35	1.714	15:10:31.616

P12 47		Allan CLARK		Kawasaki ZXR400 - A Clark & Sons Builders		
IDEAL LAP TIME : 1:21.497		BEST LAP TIME : 1:21.511		DIFFERENCE : 0.014		
LAP	SECTOR 1	SECTOR 2	LAP TIME	MPH	DIFF	TIME OF DAY
1 -		29.061	1:28.493	80.50	6.982	15:02:18.380
2 -	54.688	28.886	1:23.574	85.24	2.063	15:03:41.954
3 -	53.991	28.733	1:22.724	86.12	1.213	15:05:04.678
4 -	53.344	28.609	1:21.953 (3)	86.93	0.442	15:06:26.631
5 -	54.120	28.702	1:22.822	86.02	1.311	15:07:49.453
6 -	<b>53.266</b>	28.550	1:21.816 (2)	87.08	0.305	15:09:11.269
7 -	53.280	<b>28.231</b>	<b>1:21.511 (1)</b>	<b>87.40</b>		<b>15:10:32.780</b>

P13 69 GP		Dave HARVIEK		Yamaha TZ250 4DP - NW Roofing London Ltd		
IDEAL LAP TIME : 1:21.774		BEST LAP TIME : 1:21.774		DIFFERENCE : 0.000		
LAP	SECTOR 1	SECTOR 2	LAP TIME	MPH	DIFF	TIME OF DAY
1 -		29.030	1:28.918	80.12	7.144	15:02:18.805
2 -	54.447	29.079	1:23.526	85.29	1.752	15:03:42.331
3 -	53.993	29.041	1:23.034	85.80	1.260	15:05:05.365
4 -	53.045	29.239	1:22.284 (2)	86.58	0.510	15:06:27.649
5 -	53.313	29.069	1:22.382 (3)	86.48	0.608	15:07:50.031
6 -	<b>52.988</b>	<b>28.786</b>	<b>1:21.774 (1)</b>	<b>87.12</b>		<b>15:09:11.805</b>
7 -	54.528	31.218	1:25.746	83.09	3.972	15:10:37.551

P14 351 S		Sam DIGBY-BAKER		Kawasaki ZXR400 -		
IDEAL LAP TIME : 1:22.386		BEST LAP TIME : 1:22.546		DIFFERENCE : 0.160		
LAP	SECTOR 1	SECTOR 2	LAP TIME	MPH	DIFF	TIME OF DAY
1 -		29.637	1:30.923	78.35	8.377	15:02:20.810
2 -	54.406	29.036	1:23.442	85.38	0.896	15:03:44.252
3 -	54.248	29.259	1:23.507	85.31	0.961	15:05:07.759
4 -	53.779	29.398	1:23.177	85.65	0.631	15:06:30.936
5 -	<b>53.471</b>	29.339	1:22.810 (2)	86.03	0.264	15:07:53.746
6 -	53.631	<b>28.915</b>	<b>1:22.546 (1)</b>	<b>86.31</b>		<b>15:09:16.292</b>
7 -	53.824	29.243	1:23.067 (3)	85.76	0.521	15:10:39.359

P15 136		Rich HEWITT		Suzuki GSXR400 - Mirror Image Body Repairs		
IDEAL LAP TIME : 1:22.649		BEST LAP TIME : 1:22.705		DIFFERENCE : 0.056		
LAP	SECTOR 1	SECTOR 2	LAP TIME	MPH	DIFF	TIME OF DAY
1 -		29.385	1:30.577	78.65	7.872	15:02:20.464
2 -	54.226	29.406	1:23.632	85.19	0.927	15:03:44.096
3 -	54.239	<b>29.284</b>	1:23.523	85.30	0.818	15:05:07.619
4 -	54.136	29.319	1:23.455	85.37	0.750	15:06:31.074
5 -	53.574	29.608	1:23.182 (3)	85.65	0.477	15:07:54.256
6 -	<b>53.365</b>	29.340	<b>1:22.705 (1)</b>	<b>86.14</b>		<b>15:09:16.961</b>
7 -	53.443	29.353	1:22.796 (2)	86.05	0.091	15:10:39.757

Weather / Track : Cloudy / Dry

Donington Park National  
Circuit Length = 1.9790 miles  
Start: 15:00 Flag 15:09 End: 15:11

# BMCRC - MRO Championships 2021 - Rnd 5 @ Donington National

## EDlasia Formula 400 & Blue Haze GP

### RACE 10 - SECTOR ANALYSIS



SECTOR 1 = FL to I1, SECTOR 2 = I1 to FL, DIFF = Difference To Personal Best Lap, P = Crossed Finish Line in Pit Lane, D = Time Disallowed

P16 64 GP		Phil ELLIS		Yamaha TZ250B -		
IDEAL LAP TIME : 1:22.655		BEST LAP TIME : 1:23.227		DIFFERENCE : 0.572		
LAP	SECTOR 1	SECTOR 2	LAP TIME	MPH	DIFF	TIME OF DAY
1 -		29.124	1:29.920	79.23	6.693	15:02:19.807
2 -	53.925	29.372	1:23.297 (2)	85.53	0.070	15:03:43.104
3 -	54.858	29.239	1:24.097 (3)	84.71	0.870	15:05:07.201
4 -	54.128	<b>29.099</b>	<b>1:23.227 (1)</b>	<b>85.60</b>		<b>15:06:30.428</b>
5 -	<b>53.556</b>	31.389	1:24.945	83.87	1.718	15:07:55.373
6 -	54.738	29.413	1:24.151	84.66	0.924	15:09:19.524
7 -	54.845	29.872	1:24.717	84.09	1.490	15:10:44.241

P17 92 GP		Jordan WAINWRIGHT		Yamaha TZ T -		
IDEAL LAP TIME : 1:20.364		BEST LAP TIME : 1:20.578		DIFFERENCE : 0.214		
LAP	SECTOR 1	SECTOR 2	LAP TIME	MPH	DIFF	TIME OF DAY
1 -		31.848	1:43.759	68.66	23.181	15:02:33.646
2 -	58.941	29.362	1:28.303	80.68	7.725	15:04:01.949
3 -	55.863	29.466	1:25.329	83.49	4.751	15:05:27.278
4 -	53.090	28.374	1:21.464 (3)	87.45	0.886	15:06:48.742
5 -	52.419	<b>28.159</b>	<b>1:20.578 (1)</b>	<b>88.41</b>		<b>15:08:09.320</b>
6 -	<b>52.205</b>	28.860	1:21.065 (2)	87.88	0.487	15:09:30.385
7 -	54.702	28.485	1:23.187	85.64	2.609	15:10:53.572

P18 110 R		Mark HAIGH		Aprilia RS250 - Chesterfield Ceramic coatings/The Tuning Work		
IDEAL LAP TIME : 1:24.371		BEST LAP TIME : 1:24.393		DIFFERENCE : 0.022		
LAP	SECTOR 1	SECTOR 2	LAP TIME	MPH	DIFF	TIME OF DAY
1 -		29.865	1:33.749	75.99	9.356	15:02:23.636
2 -	55.531	30.535	1:26.066	82.78	1.673	15:03:49.702
3 -	55.452	30.485	1:25.937	82.90	1.544	15:05:15.639
4 -	55.392	<b>29.610</b>	1:25.002 (2)	83.81	0.609	15:06:40.641
5 -	55.265	29.945	1:25.210 (3)	83.61	0.817	15:08:05.851
6 -	<b>54.761</b>	29.632	<b>1:24.393 (1)</b>	<b>84.42</b>		<b>15:09:30.244</b>
7 -	55.501	29.912	1:25.413	83.41	1.020	15:10:55.657

P19 222 S		Matthew EPPS		Kawasaki ZXR400 - M.E Vehicle Repairs		
IDEAL LAP TIME : 1:24.429		BEST LAP TIME : 1:24.599		DIFFERENCE : 0.170		
LAP	SECTOR 1	SECTOR 2	LAP TIME	MPH	DIFF	TIME OF DAY
1 -		30.228	1:32.840	76.74	8.241	15:02:22.727
2 -	56.145	30.494	1:26.639	82.23	2.040	15:03:49.366
3 -	55.565	30.287	1:25.852	82.98	1.253	15:05:15.218
4 -	55.548	<b>29.406</b>	1:24.954 (2)	83.86	0.355	15:06:40.172
5 -	55.489	29.739	1:25.228 (3)	83.59	0.629	15:08:05.400
6 -	<b>55.023</b>	29.576	<b>1:24.599 (1)</b>	<b>84.21</b>		<b>15:09:29.999</b>
7 -	56.482	29.647	1:26.129	82.72	1.530	15:10:56.128

P20 0 GP		Paul TOLAND		Yamaha TZ250 - Kippers keys		
IDEAL LAP TIME : 1:24.127		BEST LAP TIME : 1:24.285		DIFFERENCE : 0.158		
LAP	SECTOR 1	SECTOR 2	LAP TIME	MPH	DIFF	TIME OF DAY
1 -		30.510	1:35.344	74.72	11.059	15:02:25.231
2 -	56.594	30.651	1:27.245	81.66	2.960	15:03:52.476
3 -	<b>54.600</b>	29.685	<b>1:24.285 (1)</b>	<b>84.53</b>		<b>15:05:16.761</b>
4 -	55.323	29.617	1:24.940	83.87	0.655	15:06:41.701
5 -	55.235	29.686	1:24.921 (3)	83.89	0.636	15:08:06.622
6 -	54.939	<b>29.527</b>	1:24.466 (2)	84.34	0.181	15:09:31.088
7 -	55.444	29.687	1:25.131	83.69	0.846	15:10:56.219

Weather / Track : Cloudy / Dry

Donington Park National  
Circuit Length = 1.9790 miles  
Start: 15:00 Flag 15:09 End: 15:11

# BMCRC - MRO Championships 2021 - Rnd 5 @ Donington National

## EDlasia Formula 400 & Blue Haze GP

### RACE 10 - SECTOR ANALYSIS



SECTOR 1 = FL to I1, SECTOR 2 = I1 to FL, DIFF = Difference To Personal Best Lap, P = Crossed Finish Line in Pit Lane, D = Time Disallowed

P21 75		Gary FRASER		Kawasaki ZXR 400 -		
IDEAL LAP TIME : 1:24.406		BEST LAP TIME : 1:24.588		DIFFERENCE : 0.182		
LAP	SECTOR 1	SECTOR 2	LAP TIME	MPH	DIFF	TIME OF DAY
1 -		29.929	1:34.356	75.50	9.768	15:02:24.243
2 -	55.717	30.089	1:25.806	83.03	1.218	15:03:50.049
3 -	55.747	30.118	1:25.865	82.97	1.277	15:05:15.914
4 -	55.504	29.907	1:25.411 (3)	83.41	0.823	15:06:41.325
5 -	55.199	30.425	1:25.624	83.20	1.036	15:08:06.949
6 -	55.395	<b>29.500</b>	1:24.895 (2)	83.92	0.307	15:09:31.844
7 -	<b>54.906</b>	29.682	<b>1:24.588 (1)</b>	<b>84.22</b>		<b>15:10:56.432</b>

P22 26		Lydia THOMPSON		Kawasaki ZXR400 - Flintstone Racing - David Simons Tuning		
IDEAL LAP TIME : 1:24.214		BEST LAP TIME : 1:24.366		DIFFERENCE : 0.152		
LAP	SECTOR 1	SECTOR 2	LAP TIME	MPH	DIFF	TIME OF DAY
1 -		30.342	1:35.329	74.73	10.963	15:02:25.216
2 -	56.177	30.407	1:26.584	82.28	2.218	15:03:51.800
3 -	54.995	29.868	1:24.863 (3)	83.95	0.497	15:05:16.663
4 -	<b>54.943</b>	29.423	<b>1:24.366 (1)</b>	<b>84.44</b>		<b>15:06:41.029</b>
5 -	55.219	30.195	1:25.414	83.41	1.048	15:08:06.443
6 -	56.441	29.938	1:26.379	82.48	2.013	15:09:32.822
7 -	55.444	<b>29.271</b>	1:24.715 (2)	84.10	0.349	15:10:57.537

P23 170		Andrew BURSCOUGH		Yamaha YPVS 350 - Apollo/Merlin/Abbey/Martitanium		
IDEAL LAP TIME : 1:24.634		BEST LAP TIME : 1:24.933		DIFFERENCE : 0.299		
LAP	SECTOR 1	SECTOR 2	LAP TIME	MPH	DIFF	TIME OF DAY
1 -		29.876	1:33.136	76.49	8.203	15:02:23.023
2 -	55.764	30.726	1:26.490	82.37	1.557	15:03:49.513
3 -	56.038	30.748	1:26.786	82.09	1.853	15:05:16.299
4 -	56.021	29.927	1:25.948 (3)	82.89	1.015	15:06:42.247
5 -	<b>55.035</b>	29.898	<b>1:24.933 (1)</b>	<b>83.88</b>		<b>15:08:07.180</b>
6 -	55.802	30.199	1:26.001	82.84	1.068	15:09:33.181
7 -	55.553	<b>29.599</b>	1:25.152 (2)	83.66	0.219	15:10:58.333

P24 138		Andrew Finlay HOWE		Kawasaki ZXR400L - Finlay Howe Ltd		
IDEAL LAP TIME : 1:23.145		BEST LAP TIME : 1:23.145		DIFFERENCE : 0.000		
LAP	SECTOR 1	SECTOR 2	LAP TIME	MPH	DIFF	TIME OF DAY
1 -		30.891	1:36.883	73.53	13.738	15:02:26.770
2 -	56.186	30.878	1:27.064	81.83	3.919	15:03:53.834
3 -	56.067	30.542	1:26.609	82.26	3.464	15:05:20.443
4 -	55.480	29.897	1:25.377 (3)	83.44	2.232	15:06:45.820
5 -	54.636	29.911	1:24.547 (2)	84.26	1.402	15:08:10.367
6 -	<b>53.704</b>	<b>29.441</b>	<b>1:23.145 (1)</b>	<b>85.68</b>		<b>15:09:33.512</b>
7 -	55.676	30.425	1:26.101	82.74	2.956	15:10:59.613

P25 19 R		James O'MARA		Kawasaki NINJA 300 - BRP Machining Ltd		
IDEAL LAP TIME : 1:26.095		BEST LAP TIME : 1:26.095		DIFFERENCE : 0.000		
LAP	SECTOR 1	SECTOR 2	LAP TIME	MPH	DIFF	TIME OF DAY
1 -		31.119	1:35.877	74.30	9.782	15:02:25.764
2 -	56.583	30.850	1:27.433	81.48	1.338	15:03:53.197
3 -	56.949	30.817	1:27.766	81.17	1.671	15:05:20.963
4 -	56.084	30.334	1:26.418 (2)	82.44	0.323	15:06:47.381
5 -	<b>55.763</b>	<b>30.332</b>	<b>1:26.095 (1)</b>	<b>82.75</b>		<b>15:08:13.476</b>
6 -	56.177	30.597	1:26.774 (3)	82.10	0.679	15:09:40.250
7 -	57.030	30.337	1:27.367	81.54	1.272	15:11:07.617

Weather / Track : Cloudy / Dry

Donington Park National  
Circuit Length = 1.9790 miles  
Start: 15:00 Flag 15:09 End: 15:11

# BMCRG - MRO Championships 2021 - Rnd 5 @ Donington National

## EDlasia Formula 400 & Blue Haze GP

### RACE 10 - SECTOR ANALYSIS



SECTOR 1 = FL to I1, SECTOR 2 = I1 to FL, DIFF = Difference To Personal Best Lap, P = Crossed Finish Line in Pit Lane, D = Time Disallowed

P26 32 R		Conor MURRAY		Kawasaki NINJA 300 -		
IDEAL LAP TIME : 1:26.308		BEST LAP TIME : 1:26.308		DIFFERENCE : 0.000		
LAP	SECTOR 1	SECTOR 2	LAP TIME	MPH	DIFF	TIME OF DAY
1 -		31.464	1:35.155	74.87	8.847	15:02:25.042
2 -	56.364	31.434	1:27.798	81.14	1.490	15:03:52.840
3 -	56.719	31.391	1:28.110	80.86	1.802	15:05:20.950
4 -	56.348	30.707	1:27.055	81.84	0.747	15:06:48.005
5 -	56.112	30.837	1:26.949 (2)	81.94	0.641	15:08:14.954
6 -	56.068	30.954	1:27.022 (3)	81.87	0.714	15:09:41.976
7 -	<b>55.682</b>	<b>30.626</b>	<b>1:26.308 (1)</b>	<b>82.54</b>		<b>15:11:08.284</b>

P27 175 R		Aaron LILLY		Yamaha R3 - AL Graphics		
IDEAL LAP TIME : 1:27.361		BEST LAP TIME : 1:27.416		DIFFERENCE : 0.055		
LAP	SECTOR 1	SECTOR 2	LAP TIME	MPH	DIFF	TIME OF DAY
1 -		31.801	1:37.439	73.11	10.023	15:02:27.326
2 -	57.854	31.194	1:29.048	80.00	1.632	15:03:56.374
3 -	57.462	30.747	1:28.209 (3)	80.77	0.793	15:05:24.583
4 -	56.935	<b>30.536</b>	1:27.471 (2)	81.45	0.055	15:06:52.054
5 -	<b>56.825</b>	30.591	<b>1:27.416 (1)</b>	<b>81.50</b>		<b>15:08:19.470</b>
6 -	57.461	30.840	1:28.301	80.68	0.885	15:09:47.771
7 -	58.207	30.894	1:29.101	79.96	1.685	15:11:16.872

P28 88 GP		George PRINOS		Yamaha TZ250 - KAPPA PLANNING LTD		
IDEAL LAP TIME : 1:28.043		BEST LAP TIME : 1:28.395		DIFFERENCE : 0.352		
LAP	SECTOR 1	SECTOR 2	LAP TIME	MPH	DIFF	TIME OF DAY
1 -		31.136	1:41.546	70.16	13.151	15:02:31.433
2 -	<b>58.050</b>	30.345	<b>1:28.395 (1)</b>	<b>80.60</b>		<b>15:03:59.828</b>
3 -	59.059	30.115	1:29.174	79.89	0.779	15:05:29.002
4 -	58.777	30.120	1:28.897 (3)	80.14	0.502	15:06:57.899
5 -	58.670	<b>29.993</b>	1:28.663 (2)	80.35	0.268	15:08:26.562
6 -	58.678	31.699	1:30.377	78.83	1.982	15:09:56.939

P29 174 GP		David BOWLER		Yamaha TZ 250 4DP -		
IDEAL LAP TIME : 1:28.878		BEST LAP TIME : 1:28.949		DIFFERENCE : 0.071		
LAP	SECTOR 1	SECTOR 2	LAP TIME	MPH	DIFF	TIME OF DAY
1 -		32.139	1:41.416	70.25	12.467	15:02:31.303
2 -	58.848	31.293	1:30.141	79.03	1.192	15:04:01.444
3 -	<b>57.814</b>	31.235	1:29.049 (2)	80.00	0.100	15:05:30.493
4 -	57.871	31.332	1:29.203	79.86	0.254	15:06:59.696
5 -	58.101	31.078	1:29.179 (3)	79.89	0.230	15:08:28.875
6 -	57.885	<b>31.064</b>	<b>1:28.949 (1)</b>	<b>80.09</b>		<b>15:09:57.824</b>

P30 42 S		David ATKINS		Honda CBR400 -		
IDEAL LAP TIME : 1:26.679		BEST LAP TIME : 1:26.729		DIFFERENCE : 0.050		
LAP	SECTOR 1	SECTOR 2	LAP TIME	MPH	DIFF	TIME OF DAY
1 -		33.597	1:43.668	68.72	16.939	15:02:33.555
2 -	1:00.503	31.401	1:31.904	77.52	5.175	15:04:05.459
3 -	57.463	31.312	1:28.775 (3)	80.25	2.046	15:05:34.234
4 -	57.808	32.405	1:30.213	78.97	3.484	15:07:04.447
5 -	56.917	<b>30.673</b>	1:27.590 (2)	81.34	0.861	15:08:32.037
6 -	<b>56.006</b>	30.723	<b>1:26.729 (1)</b>	<b>82.14</b>		<b>15:09:58.766</b>

Weather / Track : Cloudy / Dry

Donington Park National  
Circuit Length = 1.9790 miles  
Start: 15:00 Flag 15:09 End: 15:11

# BMCRG - MRO Championships 2021 - Rnd 5 @ Donington National

## EDlasia Formula 400 & Blue Haze GP

### RACE 10 - SECTOR ANALYSIS



SECTOR 1 = FL to I1, SECTOR 2 = I1 to FL, DIFF = Difference To Personal Best Lap, P = Crossed Finish Line in Pit Lane, D = Time Disallowed

P31 154		Keith CHAMBERS		Kawasaki ZXR400 - ADR Race Graphics		
IDEAL LAP TIME : 1:27.897		BEST LAP TIME : 1:28.314		DIFFERENCE : 0.417		
LAP	SECTOR 1	SECTOR 2	LAP TIME	MPH	DIFF	TIME OF DAY
1 -		33.308	1:44.153	68.40	15.839	15:02:34.040
2 -	1:00.486	31.567	1:32.053	77.39	3.739	15:04:06.093
3 -	57.315	31.185	1:28.500 (2)	80.50	0.186	15:05:34.593
4 -	57.379	31.414	1:28.793 (3)	80.23	0.479	15:07:03.386
5 -	57.634	<b>30.680</b>	<b>1:28.314 (1)</b>	<b>80.67</b>		<b>15:08:31.700</b>
6 -	<b>57.217</b>	31.591	1:28.808	80.22	0.494	15:10:00.508

P32 73 R		Colvin TURNER		Yamaha TZR250 -		
IDEAL LAP TIME : 1:29.261		BEST LAP TIME : 1:29.457		DIFFERENCE : 0.196		
LAP	SECTOR 1	SECTOR 2	LAP TIME	MPH	DIFF	TIME OF DAY
1 -		32.664	1:42.336	69.61	12.879	15:02:32.223
2 -	58.566	<b>30.891</b>	<b>1:29.457 (1)</b>	<b>79.64</b>		<b>15:04:01.680</b>
3 -	58.833	31.919	1:30.752	78.50	1.295	15:05:32.432
4 -	59.288	33.044	1:32.332	77.16	2.875	15:07:04.764
5 -	<b>58.370</b>	32.167	1:30.537 (3)	78.69	1.080	15:08:35.301
6 -	58.676	31.690	1:30.366 (2)	78.84	0.909	15:10:05.667

P33 400		Stuart THURTLE		Kawasaki NINJA 300 - TeamTortoise Racing		
IDEAL LAP TIME : 1:30.494		BEST LAP TIME : 1:30.494		DIFFERENCE : 0.000		
LAP	SECTOR 1	SECTOR 2	LAP TIME	MPH	DIFF	TIME OF DAY
1 -		43.350	1:53.159	62.96	22.665	15:02:43.046
2 -	58.871	32.323	1:31.194 (3)	78.12	0.700	15:04:14.240
3 -	1:01.575	32.791	1:34.366	75.50	3.872	15:05:48.606
4 -	59.129	32.528	1:31.657	77.73	1.163	15:07:20.263
5 -	58.510	32.126	1:30.636 (2)	78.60	0.142	15:08:50.899
6 -	<b>58.386</b>	<b>32.108</b>	<b>1:30.494 (1)</b>	<b>78.73</b>		<b>15:10:21.393</b>

P34 188		David COURT		Kawasaki NINJA 300 -		
IDEAL LAP TIME : 1:30.271		BEST LAP TIME : 1:30.271		DIFFERENCE : 0.000		
LAP	SECTOR 1	SECTOR 2	LAP TIME	MPH	DIFF	TIME OF DAY
1 -		33.903	1:45.233	67.70	14.962	15:02:35.120
2 -	1:02.004	34.628	1:36.632	73.72	6.361	15:04:11.752
3 -	1:04.456	33.915	1:38.371	72.42	8.100	15:05:50.123
4 -	58.727	31.971	1:30.698 (2)	78.55	0.427	15:07:20.821
5 -	58.817	32.038	1:30.855 (3)	78.41	0.584	15:08:51.676
6 -	<b>58.496</b>	<b>31.775</b>	<b>1:30.271 (1)</b>	<b>78.92</b>		<b>15:10:21.947</b>

P35 58 S/R		Stephen KIRKWOOD		KTM RC390 -		
IDEAL LAP TIME : 1:36.078		BEST LAP TIME : 1:36.078		DIFFERENCE : 0.000		
LAP	SECTOR 1	SECTOR 2	LAP TIME	MPH	DIFF	TIME OF DAY
1 -		34.088	1:43.583	68.78	7.505	15:02:33.470
2 -	1:03.337	34.513	1:37.850	72.81	1.772	15:04:11.320
3 -	1:04.051	35.331	1:39.382	71.68	3.304	15:05:50.702
4 -	<b>1:02.462</b>	<b>33.616</b>	<b>1:36.078 (1)</b>	<b>74.15</b>		<b>15:07:26.780</b>
5 -	1:02.814	34.272	1:37.086 (2)	73.38	1.008	15:09:03.866
6 -	1:03.497	34.128	1:37.625 (3)	72.97	1.547	15:10:41.491

Weather / Track : Cloudy / Dry

Donington Park National  
Circuit Length = 1.9790 miles  
Start: 15:00 Flag 15:09 End: 15:11

# BMCRC - MRO Championships 2021 - Rnd 5 @ Donington National

## EDlasia Formula 400 & Blue Haze GP

### RACE 10 - SECTOR ANALYSIS



SECTOR 1 = FL to I1, SECTOR 2 = I1 to FL, DIFF = Difference To Personal Best Lap, P = Crossed Finish Line in Pit Lane, D = Time Disallowed

<b>P36 83 R</b>		<b>Simon CHAPPELL</b>		Kawasaki NINJA 300 -			
IDEAL LAP TIME : 1:32.101		BEST LAP TIME : 1:32.101		DIFFERENCE : 0.000			
LAP	SECTOR 1	SECTOR 2	LAP TIME	MPH	DIFF	TIME OF DAY	
1 -		33.823	1:45.396	67.59	13.295	15:02:35.283	
2 -	1:01.905	34.349	1:36.254 (3)	74.01	4.153	15:04:11.537	
3 -	1:03.951	35.461	1:39.412	71.66	7.311	15:05:50.949	
4 -	1:00.663	32.587	1:33.250 (2)	76.40	1.149	15:07:24.199	
5 -	<b>1:00.297</b>	<b>31.804</b>	<b>1:32.101 (1)</b>	<b>77.35</b>		<b>15:08:56.300</b>	

Weather / Track : Cloudy / Dry

Results can be found at [www.tsl-timing.com](http://www.tsl-timing.com)

Page 8 of 8

Donington Park National  
Circuit Length = 1.9790 miles  
Start: 15:00 Flag 15:09 End: 15:11

Printed - 15:11 Saturday, 04 September 2021



# BMCRC - MRO Championships 2021 - Rnd 5 @ Donington National

## EDlasia Formula 400 & Blue Haze GP

### RACE 10 - BEST SECTORS

SECTOR 1			SECTOR 2			IDEAL / BEST COMPARISON						
POS	NO	NAME	TIME	NO	NAME	TIME	POS	NO	NAME	IDEAL	BEST	DIFF
									<b>PERFECT LAP</b>	<b>1:15.777</b>		
1	1	ATKINSON	49.177	117	HALL	26.600	1	1	ATKINSON	1:16.088	1:16.258	0.170
2	117	HALL	49.579	51	WHOLEY	26.646	2	117	HALL	1:16.179	1:16.179	0.000
3	51	WHOLEY	49.759	1	ATKINSON	26.911	3	51	WHOLEY	1:16.405	1:16.405	0.000
4	22	BALLERINI	49.927	22	BALLERINI	27.017	4	22	BALLERINI	1:16.944	1:17.300	0.356
5	45	THOMPSON	50.740	4	SEATH	27.751	5	45	THOMPSON	1:18.605	1:18.803	0.198
6	119	STANFORD	51.423	119	STANFORD	27.831	6	119	STANFORD	1:19.254	1:19.254	0.000
7	4	SEATH	51.546	45	THOMPSON	27.865	7	4	SEATH	1:19.297	1:19.297	0.000
8	92	WAINWRIGHT	52.205	12	MARTIN	28.115	8	92	WAINWRIGHT	1:20.364	1:20.578	0.214
9	12	MARTIN	52.267	92	WAINWRIGHT	28.159	9	12	MARTIN	1:20.382	1:20.687	0.305
10	85	ROBINSON	52.398	47	CLARK	28.231	10	30	COOPER	1:20.830	1:20.830	0.000
11	30	COOPER	52.440	30	COOPER	28.390	11	85	ROBINSON	1:21.415	1:21.509	0.094
12	881	STANLEY	52.692	69	HARVIEK	28.786	12	881	STANLEY	1:21.496	1:21.759	0.263
13	69	HARVIEK	52.988	881	STANLEY	28.804	13	47	CLARK	1:21.497	1:21.511	0.014
14	47	CLARK	53.266	351	DIGBY-BAKER	28.915	14	69	HARVIEK	1:21.774	1:21.774	0.000
15	136	HEWITT	53.365	85	ROBINSON	29.017	15	351	DIGBY-BAKER	1:22.386	1:22.546	0.160
16	351	DIGBY-BAKER	53.471	64	ELLIS	29.099	16	136	HEWITT	1:22.649	1:22.705	0.056
17	64	ELLIS	53.556	26	THOMPSON	29.271	17	64	ELLIS	1:22.655	1:23.227	0.572
18	138	HOWE	53.704	136	HEWITT	29.284	18	138	HOWE	1:23.145	1:23.145	0.000
19	0	TOLAND	54.600	222	EPPS	29.406	19	0	TOLAND	1:24.127	1:24.285	0.158
20	110	HAIGH	54.761	138	HOWE	29.441	20	26	THOMPSON	1:24.214	1:24.366	0.152
21	75	FRASER	54.906	75	FRASER	29.500	21	110	HAIGH	1:24.371	1:24.393	0.022
22	26	THOMPSON	54.943	0	TOLAND	29.527	22	75	FRASER	1:24.406	1:24.588	0.182
23	222	EPPS	55.023	170	BURSCOUGH	29.599	23	222	EPPS	1:24.429	1:24.599	0.170
24	170	BURSCOUGH	55.035	110	HAIGH	29.610	24	170	BURSCOUGH	1:24.634	1:24.933	0.299
25	32	MURRAY	55.682	88	PRINOS	29.993	25	19	O'MARA	1:26.095	1:26.095	0.000
26	19	O'MARA	55.763	19	O'MARA	30.332	26	32	MURRAY	1:26.308	1:26.308	0.000
27	42	ATKINS	56.006	175	LILLY	30.536	27	42	ATKINS	1:26.679	1:26.729	0.050
28	175	LILLY	56.825	32	MURRAY	30.626	28	175	LILLY	1:27.361	1:27.416	0.055
29	154	CHAMBERS	57.217	42	ATKINS	30.673	29	154	CHAMBERS	1:27.897	1:28.314	0.417
30	174	BOWLER	57.814	154	CHAMBERS	30.680	30	88	PRINOS	1:28.043	1:28.395	0.352
31	88	PRINOS	58.050	73	TURNER	30.891	31	174	BOWLER	1:28.878	1:28.949	0.071
32	73	TURNER	58.370	174	BOWLER	31.064	32	73	TURNER	1:29.261	1:29.457	0.196
33	400	THURTLIE	58.386	188	COURT	31.775	33	188	COURT	1:30.271	1:30.271	0.000
34	188	COURT	58.496	83	CHAPPELL	31.804	34	400	THURTLIE	1:30.494	1:30.494	0.000
35	83	CHAPPELL	1:00.297	400	THURTLIE	32.108	35	83	CHAPPELL	1:32.101	1:32.101	0.000
36	58	KIRKWOOD	1:02.462	58	KIRKWOOD	33.616	36	58	KIRKWOOD	1:36.078	1:36.078	0.000
37												
38												

Weather / Track : Cloudy / Dry

Donington Park National  
Circuit Length = 1.9790 miles  
Start: 15:00 Flag 15:09 End: 15:11

Results can be found at [www.tsl-timing.com](http://www.tsl-timing.com)

Printed - 15:11 Saturday, 04 September 2021

# BMCRC - MRO Championships 2021 - Rnd 5 @ Donington National

## EDlasia Formula 400 & Blue Haze GP

### RACE 10 - STATISTICS

**Competitors Started** 36  
**Planned Start** 2021-09-04 @ 15:08:00.000  
**Actual Start** 2021-09-04 @ 15:00:49.886  
**Finish Time** 2021-09-04 @ 15:09:54.115  
**Track Length** 1.9790mi.  
**Total Laps** 242  
**Total Distance Covered** 478.9342mi.

#### Session Fastest Lap History

NO	CL	NAME	LAP TIME	TIME OF DAY	LAP	VEHICLE
51	GP	Kevin WHOLEY	1:18.110	15:03:29.370	2	Yamaha TZ 250
1	GP	Phil ATKINSON	1:17.661	15:03:29.480	2	Yamaha TZ350
51	GP	Kevin WHOLEY	1:17.307	15:04:46.676	3	Yamaha TZ 250
117	GP	Stuart HALL	1:16.554	15:04:50.480	3	Yamaha TZ250
1	GP	Phil ATKINSON	1:16.258	15:06:03.619	4	Yamaha TZ350
117	GP	Stuart HALL	1:16.179	15:06:06.661	4	Yamaha TZ250

#### Session Leader History

NO	CL	NAME	FROM LAP	LAPS LED	DISTANCE	VEHICLE
51	GP	Kevin WHOLEY	1	4	7.87 miles	Yamaha TZ 250
1	GP	Phil ATKINSON	5	3	5.93 miles	Yamaha TZ350

#### Flag History

TYPE	TIME OF DAY
GREEN	15:00:49.886
FINISH	15:09:54.115

#### Flag Statistics

TYPE	COUNT	TOTAL LAPS	TOTAL TIME
Green	1	7	10:33.552
Red	0	0	0.000
Safety Car	0	0	0.000
FCY	0	0	0.000

# BMCRC - MRO Championships 2021 - Rnd 5 @ Donington National

## EDlasia Formula 400 & Blue Haze GP

### RACE 10 - STATISTICS

**CLASS :**

12 Starters

#### Fastest Lap History

NO	NAME	LAP TIME	TIME OF DAY	LAP	VEHICLE
4	James SEATH	1:19.932	15:03:33.371	2	Kawasaki ZXR400 L9
45	Mark THOMPSON	1:19.862	15:03:34.482	2	Kawasaki ZXR400
45	Mark THOMPSON	1:19.275	15:04:53.758	3	Kawasaki ZXR400
45	Mark THOMPSON	1:18.803	15:07:32.378	5	Kawasaki ZXR400

#### Leader History

NO	NAME	FROM LAP	LAPS LED	DISTANCE	VEHICLE
4	James SEATH	1	4	7.87 miles	Kawasaki ZXR400 L9
45	Mark THOMPSON	5	3	5.93 miles	Kawasaki ZXR400

# BMCRC - MRO Championships 2021 - Rnd 5 @ Donington National

## EDlasia Formula 400 & Blue Haze GP

### RACE 10 - STATISTICS

CLASS : R

6 Starters

#### Fastest Lap History

NO	NAME	LAP TIME	TIME OF DAY	LAP	VEHICLE
110	Mark HAIGH	<b>1:26.066</b>	15:03:49.722	2	Aprilia RS250
110	Mark HAIGH	<b>1:25.937</b>	15:05:15.664	3	Aprilia RS250
110	Mark HAIGH	<b>1:25.002</b>	15:06:40.666	4	Aprilia RS250
110	Mark HAIGH	<b>1:24.393</b>	15:09:30.264	6	Aprilia RS250

#### Leader History

NO	NAME	FROM LAP	LAPS LED	DISTANCE	VEHICLE
110	Mark HAIGH	1	7	13.81 miles	Aprilia RS250

# BMCRC - MRO Championships 2021 - Rnd 5 @ Donington National

## EDlasia Formula 400 & Blue Haze GP

### RACE 10 - STATISTICS

**CLASS : S/R**

1 Starters

#### Fastest Lap History

NO	NAME	LAP TIME	TIME OF DAY	LAP	VEHICLE
58	Stephen KIRKWOOD	1:37.850	15:04:11.341	2	KTM RC390
58	Stephen KIRKWOOD	1:36.078	15:07:26.801	4	KTM RC390

#### Leader History

NO	NAME	FROM LAP	LAPS LED	DISTANCE	VEHICLE
58	Stephen KIRKWOOD	1	6	11.83 miles	KTM RC390

# BMCRC - MRO Championships 2021 - Rnd 5 @ Donington National

## EDlasia Formula 400 & Blue Haze GP

### RACE 10 - STATISTICS

**CLASS : S**

5 Starters

#### Fastest Lap History

NO	NAME	LAP TIME	TIME OF DAY	LAP	VEHICLE
30	Alan COOPER	1:20.830	15:03:36.416	2	Yamaha TZR250

#### Leader History

NO	NAME	FROM LAP	LAPS LED	DISTANCE	VEHICLE
30	Alan COOPER	1	7	13.81 miles	Yamaha TZR250

# BMCRC - MRO Championships 2021 - Rnd 5 @ Donington National

## EDlasia Formula 400 & Blue Haze GP

### RACE 10 - STATISTICS

CLASS : GP

12 Starters

#### Fastest Lap History

NO	NAME	LAP TIME	TIME OF DAY	LAP	VEHICLE
51	Kevin WHOLEY	1:18.110	15:03:29.370	2	Yamaha TZ 250
1	Phil ATKINSON	1:17.661	15:03:29.480	2	Yamaha TZ350
51	Kevin WHOLEY	1:17.307	15:04:46.676	3	Yamaha TZ 250
117	Stuart HALL	1:16.554	15:04:50.480	3	Yamaha TZ250
1	Phil ATKINSON	1:16.258	15:06:03.619	4	Yamaha TZ350
117	Stuart HALL	1:16.179	15:06:06.661	4	Yamaha TZ250

#### Leader History

NO	NAME	FROM LAP	LAPS LED	DISTANCE	VEHICLE
51	Kevin WHOLEY	1	4	7.87 miles	Yamaha TZ 250
1	Phil ATKINSON	5	3	5.93 miles	Yamaha TZ350

# BMCRC - MRO Championships 2021 - Rnd 5 @ Donington National



## EDlasia Formula 400 & Blue Haze GP



### RACE 20 - GRID (7 Laps)

ROW 13	39		38	<b>39</b> Peter PARAPANOS	37	<b>25</b> Haydon SMITH
ROW 12	36	<b>58</b> Stephen KIRKWOOD 1:36.078	35	<b>83</b> Simon CHAPPELL 1:32.101	34	<b>400</b> Stuart THURTLÉ 1:30.494
ROW 11	33	<b>188</b> David COURT 1:30.271	32	<b>73</b> Colvin TURNER 1:29.457	31	<b>174</b> David BOWLER 1:28.949
ROW 10	30	<b>88</b> George PRINOS 1:28.395	29	<b>154</b> Keith CHAMBERS 1:28.314	28	<b>175</b> Aaron LILLY 1:27.416
ROW 9	27	<b>42</b> David ATKINS 1:26.729	26	<b>32</b> Conor MURRAY 1:26.308	25	<b>19</b> James O'MARA 1:26.095
ROW 8	24	<b>170</b> Andrew BURSCOUGH 1:24.933	23	<b>222</b> Matthew EPPS 1:24.599	22	<b>75</b> Gary FRASER 1:24.588
ROW 7	21	<b>110</b> Mark HAIGH 1:24.393	20	<b>26</b> Lydia THOMPSON 1:24.366	19	<b>0</b> Paul TOLAND 1:24.285
ROW 6	18	<b>64</b> Phil ELLIS 1:23.227	17	<b>138</b> Andrew Finlay HOWE 1:23.145	16	<b>136</b> Rich HEWITT 1:22.705
ROW 5	15	<b>351</b> Sam DIGBY-BAKER 1:22.546	14	<b>69</b> Dave HARVIEK 1:21.774	13	<b>881</b> Michael STANLEY 1:21.759
ROW 4	12	<b>47</b> Allan CLARK 1:21.511	11	<b>85</b> James ROBINSON 1:21.509	10	<b>30</b> Alan COOPER 1:20.830
ROW 3	9	<b>12</b> Adrian MARTIN 1:20.687	8	<b>92</b> Jordan WAINWRIGHT 1:20.578	7	<b>4</b> James SEATH 1:19.297
ROW 2	6	<b>119</b> Ian STANFORD 1:19.254	5	<b>45</b> Mark THOMPSON 1:18.803	4	<b>22</b> Rik BALLERINI 1:17.300
ROW 1	3	<b>51</b> Kevin WHOLEY 1:16.405	2	<b>1</b> Phil ATKINSON 1:16.258	1	<b>117</b> Stuart HALL 1:16.179

**Pole**

Donington Park National  
Circuit Length = 1.9790 miles

These results are provisional until the conclusion of any judicial and technical matters.

Clerk Of Course :	Stewards :	Timekeeper :
-------------------	------------	--------------

Results can be found at [www.tsl-timing.com](http://www.tsl-timing.com)

Printed - 15:13 Saturday, 04 September 2021





# BMCRC - MRO Championships 2021 - Rnd 5 @ Donington National



## EDlasia Formula 400 & Blue Haze GP



### RACE 20 - CLASSIFICATION - AMENDED

POS	NO	CL	PIC NAME	ENTRY	LAPS	TIME	GAP	DIFF	MPH	BEST	ON
1	1	GP	Phil ATKINSON	Yamaha TZ350 - Rose mot centre	7	9:03.778			91.46	1:16.626	5
2	117*	GP	Stuart HALL	Yamaha TZ250 -	7	9:03.644			91.48	1:16.247	5
3	51	GP	Kevin WHOLEY	Yamaha TZ 250 - Twistgrip Motorcycles	7	9:04.824	1.046		91.28	1:16.703	6
4	22	GP	Rik BALLERINI	Yamaha TZ250 - SCLS LTD, GECKO RACING, CA	7	9:06.590	2.812	1.766	90.99	1:16.545	6
5	119	GP	Ian STANFORD	Honda RS 250 - N and J Stanford Suspended Ceilin	7	9:19.472	15.694	12.882	88.89	1:17.814	7
6	92	GP	Jordan WAINWRIGHT	Yamaha TZ T -	7	9:20.729	16.951	1.257	88.69	1:18.387	6
7	4		James SEATH	Kawasaki ZXR400 L9 - Ovenden Earthmoving	7	9:22.185	18.407	1.456	88.46	1:18.822	5
8	45		Mark THOMPSON	Kawasaki ZXR400 - Flintstone Tyres / David Simon	7	9:27.166	23.388	4.981	87.69	1:18.786	5
9	85		James ROBINSON	Kawasaki ZXR400 - claire palastanga ceramics	7	9:39.646	35.868	12.480	85.80	1:21.736	3
10	881	S	Michael STANLEY	Yamaha TZR250 -	7	9:40.031	36.253	0.385	85.74	1:21.619	3
11	30	S	Alan COOPER	Yamaha TZR250 - twistgrip motorcycles	7	9:40.086	36.308	0.055	85.73	1:21.505	3
12	47		Allan CLARK	Kawasaki ZXR400 - A Clark & Sons Builders	7	9:45.021	41.243	4.935	85.01	1:21.808	5
13	0	GP	Paul TOLAND	Yamaha TZ250 - Kippers keys	7	9:45.440	41.662	0.419	84.95	1:21.866	4
14	351	S	Sam DIGBY-BAKER	Kawasaki ZXR400 -	7	9:46.770	42.992	1.330	84.76	1:22.015	5
15	69	GP	Dave HARVIEK	Yamaha TZ250 4DP - NW Roofing London Ltd	7	9:47.362	43.584	0.592	84.67	1:22.108	4
16	136		Rich HEWITT	Suzuki GSXR400 - Mirror Image Body Repairs	7	9:49.493	45.715	2.131	84.37	1:22.677	4
17	64	GP	Phil ELLIS	Yamaha TZ250B -	7	9:54.345	50.567	4.852	83.68	1:23.744	4
18	110	R	Mark HAIGH	Aprilia RS250 - Chesterfield Ceramic coatings/The T	7	9:54.952	51.174	0.607	83.59	1:23.250	2
19	25	S/R	Haydon SMITH	Kawasaki ZXR400 - HI-Precision Engineering Ltd	7	10:01.223	57.445	6.271	82.72	1:23.533	6
20	75		Gary FRASER	Kawasaki ZXR 400 -	7	10:01.491	57.713	0.268	82.68	1:23.737	6
21	222	S	Matthew EPPS	Kawasaki ZXR400 - M.E Vehicle Repairs	7	10:02.051	58.273	0.560	82.61	1:23.951	5
22	138		Andrew Finlay HOWE	Kawasaki ZXR400L - Finlay Howe Ltd	7	10:09.084	1:05.306	7.033	81.65	1:24.809	5
23	26		Lydia THOMPSON	Kawasaki ZXR400 - Flintstone Racing - David Simon	7	10:09.420	1:05.642	0.336	81.61	1:23.608	7
24	19	R	James O'MARA	Kawasaki NINJA 300 - BRP Machining Ltd	7	10:09.977	1:06.199	0.557	81.53	1:25.445	6
25	88	GP	George PRINOS	Yamaha TZ250 - KAPPA PLANNING LTD	7	10:12.231	1:08.453	2.254	81.23	1:25.132	4
26	32	R	Conor MURRAY	Kawasaki NINJA 300 -	7	10:17.611	1:13.833	5.380	80.52	1:26.546	3
27	42	S	David ATKINS	Honda CBR400 -	7	10:24.235	1:20.457	6.624	79.67	1:27.266	3
28	175	R	Aaron LILLY	Yamaha R3 - AL Graphics	7	10:24.584	1:20.806	0.349	79.63	1:26.504	6
29	174	GP	David BOWLER	Yamaha TZ 250 4DP -	6	9:03.632	1 Lap	1 Lap	78.38	1:28.016	4
30	73	R	Colvin TURNER	Yamaha TZR250 -	6	9:05.849	1 Lap	2.217	78.06	1:29.117	2
31	400		Stuart THURTLIE	Kawasaki NINJA 300 - TeamTortoise Racing	6	9:10.318	1 Lap	4.469	77.43	1:29.593	2
32	39		Peter PARAPANOS	Kawasaki NINJA 300 - AMR Glasgow Kawasaki	6	9:13.050	1 Lap	2.732	77.04	1:29.414	2
33	188		David COURT	Kawasaki NINJA 300 -	6	9:16.872	1 Lap	3.822	76.51	1:30.244	2
34	83	R	Simon CHAPPELL	Kawasaki NINJA 300 -	6	9:52.540	1 Lap	35.668	71.91	1:36.049	2

#### NOT CLASSIFIED

DNF	170		Andrew BURSCOUGH	Yamaha YPVS 350 - Apollo/Merlin/Abbey/Martitaniu	4	5:49.624	3 Laps	2 Laps	81.12	1:25.187	2
DNF	154		Keith CHAMBERS	Kawasaki ZXR400 - ADR Race Graphics	4	6:01.448	3 Laps	11.824	78.46	1:27.864	3
DNF	12	GP	Adrian MARTIN	Yamaha TZ250 - Strategic business development &	3	4:09.445	4 Laps	1 Lap	85.13	1:20.742	2
DNF	58	S/R	Stephen KIRKWOOD	KTM RC390 -	2	3:25.173	5 Laps	1 Lap	68.78	1:38.861	2

#### FASTEST LAP

117	GP	Stuart HALL	Yamaha TZ250 -	5	1:16.247	93.44 mph	150.37 kph
45		Mark THOMPSON	Kawasaki ZXR400 - Flintstone Tyres / David Simon	5	1:18.786	90.43 mph	145.53 kph
30	S	Alan COOPER	Yamaha TZR250 - twistgrip motorcycles	3	1:21.505	87.41 mph	140.67 kph
110	R	Mark HAIGH	Aprilia RS250 - Chesterfield Ceramic coatings/The T	2	1:23.250	85.58 mph	137.72 kph
25	S/R	Haydon SMITH	Kawasaki ZXR400 - HI-Precision Engineering Ltd	6	1:23.533	85.29 mph	137.26 kph

\* Bike 117 - 1 position penalty - overtaking under yellow flags

Class GP - 92.5% of Race Speed = 84.60 mph

Class - 92.5% of Race Speed = 81.82 mph

Class S - 92.5% of Race Speed = 79.30 mph

Class R - 92.5% of Race Speed = 77.32 mph

Class S/R - 92.5% of Race Speed = 76.51 mph

Clerk Of Course :	Stewards :	Timekeeper :
-------------------	------------	--------------

Results can be found at [www.tsl-timing.com](http://www.tsl-timing.com)

Printed - 18:25 Saturday, 04 September 2021





# BMCRC - MRO Championships 2021 - Rnd 5 @ Donington National

## EDlasia Formula 400 & Blue Haze GP

### RACE 20 - SECTOR ANALYSIS



SECTOR 1 = FL to I1, SECTOR 2 = I1 to FL, DIFF = Difference To Personal Best Lap, P = Crossed Finish Line in Pit Lane, D = Time Disallowed

P1 117 GP <b>Stuart HALL</b>			Yamaha TZ250 -			
IDEAL LAP TIME : 1:15.937		BEST LAP TIME : 1:16.247		DIFFERENCE : 0.310		
LAP	SECTOR 1	SECTOR 2	LAP TIME	MPH	DIFF	TIME OF DAY
1 -		26.667	1:21.662	87.24	5.415	17:52:26.392
2 -	50.188	26.727	1:16.915	92.63	0.668	17:53:43.307
3 -	50.108	26.913	1:17.021	92.50	0.774	17:55:00.328
4 -	51.040	27.125	1:18.165	91.14	1.918	17:56:18.493
5 -	<b>49.527</b>	26.720	<b>1:16.247 (1)</b>	<b>93.44</b>		<b>17:57:34.740</b>
6 -	49.931	26.939	1:16.870 (3)	92.68	0.623	17:58:51.610
7 -	50.354	<b>26.410</b>	1:16.764 (2)	92.81	0.517	18:00:08.374

P2 1 GP <b>Phil ATKINSON</b>			Yamaha TZ350 - Rose mot centre			
IDEAL LAP TIME : 1:16.142		BEST LAP TIME : 1:16.626		DIFFERENCE : 0.484		
LAP	SECTOR 1	SECTOR 2	LAP TIME	MPH	DIFF	TIME OF DAY
1 -		27.317	1:22.079	86.80	5.453	17:52:26.809
2 -	49.479	27.401	1:16.880 (3)	92.67	0.254	17:53:43.689
3 -	50.080	27.359	1:17.439	92.00	0.813	17:55:01.128
4 -	50.006	26.921	1:16.927	92.61	0.301	17:56:18.055
5 -	<b>49.395</b>	27.231	<b>1:16.626 (1)</b>	<b>92.97</b>		<b>17:57:34.681</b>
6 -	50.186	26.990	1:17.176	92.31	0.550	17:58:51.857
7 -	49.904	<b>26.747</b>	1:16.651 (2)	92.94	0.025	18:00:08.508

P3 51 GP <b>Kevin WHOLEY</b>			Yamaha TZ 250 - Twistgrip Motorcycles			
IDEAL LAP TIME : 1:16.597		BEST LAP TIME : 1:16.703		DIFFERENCE : 0.106		
LAP	SECTOR 1	SECTOR 2	LAP TIME	MPH	DIFF	TIME OF DAY
1 -		27.732	1:22.332	86.53	5.629	17:52:27.062
2 -	49.980	27.140	1:17.120	92.38	0.417	17:53:44.182
3 -	50.046	26.989	1:17.035 (3)	92.48	0.332	17:55:01.217
4 -	49.917	27.036	1:16.953 (2)	92.58	0.250	17:56:18.170
5 -	50.343	<b>26.850</b>	1:17.193	92.29	0.490	17:57:35.363
6 -	<b>49.747</b>	26.956	<b>1:16.703 (1)</b>	<b>92.88</b>		<b>17:58:52.066</b>
7 -	50.269	27.219	1:17.488	91.94	0.785	18:00:09.554

P4 22 GP <b>Rik BALLERINI</b>			Yamaha TZ250 - SCLS LTD, GECKO RACING, CAMBRIDGE M			
IDEAL LAP TIME : 1:16.332		BEST LAP TIME : 1:16.545		DIFFERENCE : 0.213		
LAP	SECTOR 1	SECTOR 2	LAP TIME	MPH	DIFF	TIME OF DAY
1 -		27.290	1:22.463	86.39	5.918	17:52:27.193
2 -	49.873	27.218	1:17.091	92.41	0.546	17:53:44.284
3 -	<b>49.363</b>	27.414	1:16.777 (2)	92.79	0.232	17:55:01.061
4 -	50.332	27.625	1:17.957	91.39	1.412	17:56:19.018
5 -	49.624	27.317	1:16.941 (3)	92.59	0.396	17:57:35.959
6 -	49.576	<b>26.969</b>	<b>1:16.545 (1)</b>	<b>93.07</b>		<b>17:58:52.504</b>
7 -	51.489	27.327	1:18.816	90.39	2.271	18:00:11.320

P5 119 GP <b>Ian STANFORD</b>			Honda RS 250 - N and J Stanford Suspended Ceilings and Parti			
IDEAL LAP TIME : 1:17.670		BEST LAP TIME : 1:17.814		DIFFERENCE : 0.144		
LAP	SECTOR 1	SECTOR 2	LAP TIME	MPH	DIFF	TIME OF DAY
1 -		28.232	1:25.009	83.81	7.195	17:52:29.739
2 -	52.117	27.642	1:19.759	89.32	1.945	17:53:49.498
3 -	51.186	27.858	1:19.044 (2)	90.13	1.230	17:55:08.542
4 -	51.390	27.820	1:19.210	89.94	1.396	17:56:27.752
5 -	51.516	27.553	1:19.069 (3)	90.10	1.255	17:57:46.821
6 -	52.242	<b>27.325</b>	1:19.567	89.54	1.753	17:59:06.388
7 -	<b>50.345</b>	27.469	<b>1:17.814 (1)</b>	<b>91.55</b>		<b>18:00:24.202</b>

Weather / Track : Cloudy / Dry

Donington Park National  
Circuit Length = 1.9790 miles  
Start: 17:51 Flag 18:00 End: 18:01

# BMCRG - MRO Championships 2021 - Rnd 5 @ Donington National

## EDlasia Formula 400 & Blue Haze GP

### RACE 20 - SECTOR ANALYSIS



SECTOR 1 = FL to I1, SECTOR 2 = I1 to FL, DIFF = Difference To Personal Best Lap, P = Crossed Finish Line in Pit Lane, D = Time Disallowed

P6		92 GP		Jordan WAINWRIGHT		Yamaha TZ T -	
IDEAL LAP TIME : 1:18.132		BEST LAP TIME : 1:18.387		DIFFERENCE : 0.255			
LAP	SECTOR 1	SECTOR 2	LAP TIME	MPH	DIFF	TIME OF DAY	
1 -		27.890	1:25.289	83.53	6.902	17:52:30.019	
2 -	51.717	28.031	1:19.748	89.33	1.361	17:53:49.767	
3 -	51.354	28.153	1:19.507	89.61	1.120	17:55:09.274	
4 -	51.402	27.492	1:18.894 (2)	90.30	0.507	17:56:28.168	
5 -	51.467	27.689	1:19.156 (3)	90.00	0.769	17:57:47.324	
6 -	51.167	<b>27.220</b>	<b>1:18.387 (1)</b>	<b>90.89</b>		<b>17:59:05.711</b>	
7 -	<b>50.912</b>	28.836	1:19.748	89.33	1.361	18:00:25.459	

P7		4		James SEATH		Kawasaki ZXR400 L9 - Ovenden Earthmoving	
IDEAL LAP TIME : 1:18.761		BEST LAP TIME : 1:18.822		DIFFERENCE : 0.061			
LAP	SECTOR 1	SECTOR 2	LAP TIME	MPH	DIFF	TIME OF DAY	
1 -		27.860	1:24.218	84.59	5.396	17:52:28.948	
2 -	51.328	28.069	1:19.397 (3)	89.73	0.575	17:53:48.345	
3 -	52.016	27.864	1:19.880	89.19	1.058	17:55:08.225	
4 -	52.972	27.963	1:20.935	88.02	2.113	17:56:29.160	
5 -	<b>51.075</b>	27.747	<b>1:18.822 (1)</b>	<b>90.38</b>		<b>17:57:47.982</b>	
6 -	52.160	<b>27.686</b>	1:19.846	89.22	1.024	17:59:07.828	
7 -	51.331	27.756	1:19.087 (2)	90.08	0.265	18:00:26.915	

P8		45		Mark THOMPSON		Kawasaki ZXR400 - Flintstone Tyres / David Simon Tuning	
IDEAL LAP TIME : 1:18.057		BEST LAP TIME : 1:18.786		DIFFERENCE : 0.729			
LAP	SECTOR 1	SECTOR 2	LAP TIME	MPH	DIFF	TIME OF DAY	
1 -		<b>27.603</b>	1:23.521	85.30	4.735	17:52:28.251	
2 -	<b>50.454</b>	29.765	1:20.219	88.81	1.433	17:53:48.470	
3 -	52.055	28.422	1:20.477	88.53	1.691	17:55:08.947	
4 -	51.811	28.096	1:19.907 (3)	89.16	1.121	17:56:28.854	
5 -	51.023	27.763	<b>1:18.786 (1)</b>	<b>90.43</b>		<b>17:57:47.640</b>	
6 -	51.827	27.698	1:19.525 (2)	89.58	0.739	17:59:07.165	
7 -	56.464	28.267	1:24.731	84.08	5.945	18:00:31.896	

P9		85		James ROBINSON		Kawasaki ZXR400 - claire palastanga ceramics	
IDEAL LAP TIME : 1:21.557		BEST LAP TIME : 1:21.736		DIFFERENCE : 0.179			
LAP	SECTOR 1	SECTOR 2	LAP TIME	MPH	DIFF	TIME OF DAY	
1 -		29.151	1:27.436	81.48	5.700	17:52:32.166	
2 -	53.117	<b>28.706</b>	1:21.823 (3)	87.07	0.087	17:53:53.989	
3 -	<b>52.851</b>	28.885	<b>1:21.736 (1)</b>	<b>87.16</b>		<b>17:55:15.725</b>	
4 -	53.211	29.042	1:22.253	86.61	0.517	17:56:37.978	
5 -	<b>52.851</b>	28.923	1:21.774 (2)	87.12	0.038	17:57:59.752	
6 -	53.135	29.089	1:22.224	86.64	0.488	17:59:21.976	
7 -	53.192	29.208	1:22.400	86.46	0.664	18:00:44.376	

P10		881 S		Michael STANLEY		Yamaha TZR250 -	
IDEAL LAP TIME : 1:21.504		BEST LAP TIME : 1:21.619		DIFFERENCE : 0.115			
LAP	SECTOR 1	SECTOR 2	LAP TIME	MPH	DIFF	TIME OF DAY	
1 -		28.873	1:27.715	81.22	6.096	17:52:32.445	
2 -	53.320	29.210	1:22.530	86.32	0.911	17:53:54.975	
3 -	<b>52.923</b>	28.696	<b>1:21.619 (1)</b>	<b>87.29</b>		<b>17:55:16.594</b>	
4 -	53.142	28.762	1:21.904 (3)	86.98	0.285	17:56:38.498	
5 -	53.038	<b>28.581</b>	<b>1:21.619 (1)</b>	<b>87.29</b>		<b>17:58:00.117</b>	
6 -	52.996	29.108	1:22.104	86.77	0.485	17:59:22.221	
7 -	53.225	29.315	1:22.540	86.31	0.921	18:00:44.761	

Weather / Track : Cloudy / Dry

Donington Park National  
Circuit Length = 1.9790 miles  
Start: 17:51 Flag 18:00 End: 18:01

# BMCR - MRO Championships 2021 - Rnd 5 @ Donington National

## EDlasia Formula 400 & Blue Haze GP

### RACE 20 - SECTOR ANALYSIS



SECTOR 1 = FL to I1, SECTOR 2 = I1 to FL, DIFF = Difference To Personal Best Lap, P = Crossed Finish Line in Pit Lane, D = Time Disallowed

P11 30 S		Alan COOPER		Yamaha TZR250 - twistgrip motorcycles		
IDEAL LAP TIME : 1:21.505		BEST LAP TIME : 1:21.505		DIFFERENCE : 0.000		
LAP	SECTOR 1	SECTOR 2	LAP TIME	MPH	DIFF	TIME OF DAY
1 -		29.299	1:27.145	81.75	5.640	17:52:31.875
2 -	54.241	28.759	1:23.000	85.83	1.495	17:53:54.875
3 -	<b>52.787</b>	<b>28.718</b>	<b>1:21.505 (1)</b>	<b>87.41</b>		<b>17:55:16.380</b>
4 -	53.172	28.761	1:21.933 (3)	86.95	0.428	17:56:38.313
5 -	52.874	28.818	1:21.692 (2)	87.21	0.187	17:58:00.005
6 -	53.308	29.260	1:22.568	86.28	1.063	17:59:22.573
7 -	53.096	29.147	1:22.243	86.62	0.738	18:00:44.816

P12 47		Allan CLARK		Kawasaki ZXR400 - A Clark & Sons Builders		
IDEAL LAP TIME : 1:21.584		BEST LAP TIME : 1:21.808		DIFFERENCE : 0.224		
LAP	SECTOR 1	SECTOR 2	LAP TIME	MPH	DIFF	TIME OF DAY
1 -		29.236	1:29.923	79.23	8.115	17:52:34.653
2 -	54.281	29.623	1:23.904	84.91	2.096	17:53:58.557
3 -	<b>53.103</b>	28.788	1:21.891 (2)	87.00	0.083	17:55:20.448
4 -	53.293	28.815	1:22.108 (3)	86.77	0.300	17:56:42.556
5 -	<b>53.327</b>	<b>28.481</b>	<b>1:21.808 (1)</b>	<b>87.08</b>		<b>17:58:04.364</b>
6 -	53.158	29.219	1:22.377	86.48	0.569	17:59:26.741
7 -	54.242	28.768	1:23.010	85.82	1.202	18:00:49.751

P13 0 GP		Paul TOLAND		Yamaha TZ250 - Kippers keys		
IDEAL LAP TIME : 1:21.866		BEST LAP TIME : 1:21.866		DIFFERENCE : 0.000		
LAP	SECTOR 1	SECTOR 2	LAP TIME	MPH	DIFF	TIME OF DAY
1 -		29.076	1:29.477	79.62	7.611	17:52:34.207
2 -	53.768	29.165	1:22.933	85.90	1.067	17:53:57.140
3 -	53.291	29.088	1:22.379 (3)	86.48	0.513	17:55:19.519
4 -	<b>53.190</b>	<b>28.676</b>	<b>1:21.866 (1)</b>	<b>87.02</b>		<b>17:56:41.385</b>
5 -	53.364	28.938	1:22.302 (2)	86.56	0.436	17:58:03.687
6 -	53.659	28.873	1:22.532	86.32	0.666	17:59:26.219
7 -	54.575	29.376	1:23.951	84.86	2.085	18:00:50.170

P14 351 S		Sam DIGBY-BAKER		Kawasaki ZXR400 -		
IDEAL LAP TIME : 1:22.015		BEST LAP TIME : 1:22.015		DIFFERENCE : 0.000		
LAP	SECTOR 1	SECTOR 2	LAP TIME	MPH	DIFF	TIME OF DAY
1 -		29.134	1:28.860	80.17	6.845	17:52:33.590
2 -	54.294	29.133	1:23.427	85.39	1.412	17:53:57.017
3 -	53.650	29.059	1:22.709 (3)	86.14	0.694	17:55:19.726
4 -	53.746	28.840	1:22.586 (2)	86.26	0.571	17:56:42.312
5 -	<b>53.247</b>	<b>28.768</b>	<b>1:22.015 (1)</b>	<b>86.86</b>		<b>17:58:04.327</b>
6 -	53.506	29.403	1:22.909	85.93	0.894	17:59:27.236
7 -	54.551	29.713	1:24.264	84.55	2.249	18:00:51.500

P15 69 GP		Dave HARVIEK		Yamaha TZ250 4DP - NW Roofing London Ltd		
IDEAL LAP TIME : 1:22.073		BEST LAP TIME : 1:22.108		DIFFERENCE : 0.035		
LAP	SECTOR 1	SECTOR 2	LAP TIME	MPH	DIFF	TIME OF DAY
1 -		29.370	1:28.621	80.39	6.513	17:52:33.351
2 -	53.521	29.451	1:22.972	85.86	0.864	17:53:56.323
3 -	53.227	<b>29.084</b>	1:22.311 (2)	86.55	0.203	17:55:18.634
4 -	<b>52.989</b>	29.119	<b>1:22.108 (1)</b>	<b>86.77</b>		<b>17:56:40.742</b>
5 -	53.249	29.131	1:22.380 (3)	86.48	0.272	17:58:03.122
6 -	53.901	29.774	1:23.675	85.14	1.567	17:59:26.797
7 -	54.778	30.517	1:25.295	83.52	3.187	18:00:52.092

Weather / Track : Cloudy / Dry

Donington Park National  
 Circuit Length = 1.9790 miles  
 Start: 17:51 Flag 18:00 End: 18:01

# BMCRRC - MRO Championships 2021 - Rnd 5 @ Donington National

## EDlasia Formula 400 & Blue Haze GP

### RACE 20 - SECTOR ANALYSIS



SECTOR 1 = FL to I1, SECTOR 2 = I1 to FL, DIFF = Difference To Personal Best Lap, P = Crossed Finish Line in Pit Lane, D = Time Disallowed

P16 136		Rich HEWITT		Suzuki GSXR400 - Mirror Image Body Repairs		
IDEAL LAP TIME : 1:22.677		BEST LAP TIME : 1:22.677		DIFFERENCE : 0.000		
LAP	SECTOR 1	SECTOR 2	LAP TIME	MPH	DIFF	TIME OF DAY
1 -		29.508	1:30.472	78.74	7.795	17:52:35.202
2 -	53.755	29.457	1:23.212	85.62	0.535	17:53:58.414
3 -	54.245	29.332	1:23.577	85.24	0.900	17:55:21.991
4 -	<b>53.519</b>	<b>29.158</b>	<b>1:22.677 (1)</b>	<b>86.17</b>		<b>17:56:44.668</b>
5 -	53.853	29.287	1:23.140 (3)	85.69	0.463	17:58:07.808
6 -	53.833	29.216	1:23.049 (2)	85.78	0.372	17:59:30.857
7 -	53.648	29.718	1:23.366	85.46	0.689	18:00:54.223

P17 64 GP		Phil ELLIS		Yamaha TZ250B -		
IDEAL LAP TIME : 1:23.466		BEST LAP TIME : 1:23.744		DIFFERENCE : 0.278		
LAP	SECTOR 1	SECTOR 2	LAP TIME	MPH	DIFF	TIME OF DAY
1 -		<b>29.185</b>	1:29.314	79.77	5.570	17:52:34.044
2 -	54.685	29.254	1:23.939 (2)	84.87	0.195	17:53:57.983
3 -	54.359	30.247	1:24.606	84.20	0.862	17:55:22.589
4 -	<b>54.281</b>	29.463	<b>1:23.744 (1)</b>	<b>85.07</b>		<b>17:56:46.333</b>
5 -	54.941	29.272	1:24.213 (3)	84.60	0.469	17:58:10.546
6 -	54.791	29.422	1:24.213 (3)	84.60	0.469	17:59:34.759
7 -	54.780	29.536	1:24.316	84.49	0.572	18:00:59.075

P18 110 R		Mark HAIGH		Aprilia RS250 - Chesterfield Ceramic coatings/The Tuning Work		
IDEAL LAP TIME : 1:22.842		BEST LAP TIME : 1:23.250		DIFFERENCE : 0.408		
LAP	SECTOR 1	SECTOR 2	LAP TIME	MPH	DIFF	TIME OF DAY
1 -		29.285	1:31.456	77.90	8.206	17:52:36.186
2 -	53.862	29.388	<b>1:23.250 (1)</b>	<b>85.58</b>		<b>17:53:59.436</b>
3 -	<b>53.658</b>	30.176	1:23.834 (2)	84.98	0.584	17:55:23.270
4 -	54.084	29.908	1:23.992	84.82	0.742	17:56:47.262
5 -	54.166	30.095	1:24.261	84.55	1.011	17:58:11.523
6 -	54.616	29.593	1:24.209	84.60	0.959	17:59:35.732
7 -	54.766	<b>29.184</b>	1:23.950 (3)	84.86	0.700	18:00:59.682

P19 25 S/R		Haydon SMITH		Kawasaki ZXR400 - HI-Precision Engineering Ltd		
IDEAL LAP TIME : 1:22.769		BEST LAP TIME : 1:23.533		DIFFERENCE : 0.764		
LAP	SECTOR 1	SECTOR 2	LAP TIME	MPH	DIFF	TIME OF DAY
1 -		29.765	1:36.064	74.16	12.531	17:52:40.794
2 -	54.828	29.096	1:23.924 (3)	84.89	0.391	17:54:04.718
3 -	54.834	29.163	1:23.997	84.82	0.464	17:55:28.715
4 -	54.953	30.240	1:25.193	83.62	1.660	17:56:53.908
5 -	55.310	29.346	1:24.656	84.15	1.123	17:58:18.564
6 -	54.803	<b>28.730</b>	<b>1:23.533 (1)</b>	<b>85.29</b>		<b>17:59:42.097</b>
7 -	<b>54.039</b>	29.817	1:23.856 (2)	84.96	0.323	18:01:05.953

P20 75		Gary FRASER		Kawasaki ZXR 400 -		
IDEAL LAP TIME : 1:23.061		BEST LAP TIME : 1:23.737		DIFFERENCE : 0.676		
LAP	SECTOR 1	SECTOR 2	LAP TIME	MPH	DIFF	TIME OF DAY
1 -		29.786	1:33.788	75.96	10.051	17:52:38.518
2 -	55.078	29.713	1:24.791 (3)	84.02	1.054	17:54:03.309
3 -	55.037	29.822	1:24.859	83.95	1.122	17:55:28.168
4 -	55.618	30.083	1:25.701	83.13	1.964	17:56:53.869
5 -	55.617	29.193	1:24.810	84.00	1.073	17:58:18.679
6 -	54.879	<b>28.858</b>	<b>1:23.737 (1)</b>	<b>85.08</b>		<b>17:59:42.416</b>
7 -	<b>54.203</b>	29.602	1:23.805 (2)	85.01	0.068	18:01:06.221

Weather / Track : Cloudy / Dry

Donington Park National  
 Circuit Length = 1.9790 miles  
 Start: 17:51 Flag 18:00 End: 18:01

# BMCR - MRO Championships 2021 - Rnd 5 @ Donington National

## EDlasia Formula 400 & Blue Haze GP

### RACE 20 - SECTOR ANALYSIS



SECTOR 1 = FL to I1, SECTOR 2 = I1 to FL, DIFF = Difference To Personal Best Lap, P = Crossed Finish Line in Pit Lane, D = Time Disallowed

P21 222 S		Matthew EPPS		Kawasaki ZXR400 - M.E Vehicle Repairs			
IDEAL LAP TIME : 1:23.866		BEST LAP TIME : 1:23.951		DIFFERENCE : 0.085			
LAP	SECTOR 1	SECTOR 2	LAP TIME	MPH	DIFF	TIME OF DAY	
1 -		30.828	1:32.424	77.08	8.473	17:52:37.154	
2 -	55.194	29.537	1:24.731 (3)	84.08	0.780	17:54:01.885	
3 -	55.196	29.651	1:24.847	83.97	0.896	17:55:26.732	
4 -	55.369	29.361	1:24.730 (2)	84.08	0.779	17:56:51.462	
5 -	<b>54.737</b>	29.214	<b>1:23.951 (1)</b>	<b>84.86</b>		<b>17:58:15.413</b>	
6 -	56.394	<b>29.129</b>	1:25.523	83.30	1.572	17:59:40.936	
7 -	55.354	30.491	1:25.845	82.99	1.894	18:01:06.781	

P22 138		Andrew Finlay HOWE		Kawasaki ZXR400L - Finlay Howe Ltd			
IDEAL LAP TIME : 1:24.762		BEST LAP TIME : 1:24.809		DIFFERENCE : 0.047			
LAP	SECTOR 1	SECTOR 2	LAP TIME	MPH	DIFF	TIME OF DAY	
1 -		30.181	1:32.643	76.90	7.834	17:52:37.373	
2 -	56.032	30.812	1:26.844	82.03	2.035	17:54:04.217	
3 -	56.348	30.558	1:26.906	81.98	2.097	17:55:31.123	
4 -	56.068	30.174	1:26.242 (3)	82.61	1.433	17:56:57.365	
5 -	54.916	29.893	<b>1:24.809 (1)</b>	<b>84.00</b>		<b>17:58:22.174</b>	
6 -	<b>54.876</b>	29.993	1:24.869 (2)	83.94	0.060	17:59:47.043	
7 -	56.885	<b>29.886</b>	1:26.771	82.10	1.962	18:01:13.814	

P23 26		Lydia THOMPSON		Kawasaki ZXR400 - Flintstone Racing - David Simons Tuning			
IDEAL LAP TIME : 1:23.608		BEST LAP TIME : 1:23.608		DIFFERENCE : 0.000			
LAP	SECTOR 1	SECTOR 2	LAP TIME	MPH	DIFF	TIME OF DAY	
1 -		30.140	1:37.602	72.99	13.994	17:52:42.332	
2 -	55.785	29.964	1:25.749	83.08	2.141	17:54:08.081	
3 -	55.297	29.980	1:25.277 (3)	83.54	1.669	17:55:33.358	
4 -	57.190	29.611	1:26.801	82.08	3.193	17:57:00.159	
5 -	55.419	29.572	1:24.991 (2)	83.82	1.383	17:58:25.150	
6 -	55.560	29.832	1:25.392	83.43	1.784	17:59:50.542	
7 -	<b>54.169</b>	<b>29.439</b>	<b>1:23.608 (1)</b>	<b>85.21</b>		<b>18:01:14.150</b>	

P24 19 R		James O'MARA		Kawasaki NINJA 300 - BRP Machining Ltd			
IDEAL LAP TIME : 1:25.383		BEST LAP TIME : 1:25.445		DIFFERENCE : 0.062			
LAP	SECTOR 1	SECTOR 2	LAP TIME	MPH	DIFF	TIME OF DAY	
1 -		30.986	1:34.405	75.46	8.960	17:52:39.135	
2 -	55.815	30.345	1:26.160	82.69	0.715	17:54:05.295	
3 -	55.621	30.575	1:26.196	82.65	0.751	17:55:31.491	
4 -	56.028	30.136	1:26.164	82.68	0.719	17:56:57.655	
5 -	55.674	30.081	1:25.755 (2)	83.08	0.310	17:58:23.410	
6 -	55.625	<b>29.820</b>	<b>1:25.445 (1)</b>	<b>83.38</b>		<b>17:59:48.855</b>	
7 -	<b>55.563</b>	30.289	1:25.852 (3)	82.98	0.407	18:01:14.707	

P25 88 GP		George PRINOS		Yamaha TZ250 - KAPPA PLANNING LTD			
IDEAL LAP TIME : 1:24.439		BEST LAP TIME : 1:25.132		DIFFERENCE : 0.693			
LAP	SECTOR 1	SECTOR 2	LAP TIME	MPH	DIFF	TIME OF DAY	
1 -		30.247	1:36.911	73.51	11.779	17:52:41.641	
2 -	57.027	29.691	1:26.718	82.15	1.586	17:54:08.359	
3 -	<b>55.579</b>	29.902	1:25.481 (3)	83.34	0.349	17:55:33.840	
4 -	56.272	<b>28.860</b>	<b>1:25.132 (1)</b>	<b>83.68</b>		<b>17:56:58.972</b>	
5 -	56.045	29.171	1:25.216 (2)	83.60	0.084	17:58:24.188	
6 -	56.349	29.845	1:26.194	82.65	1.062	17:59:50.382	
7 -	56.821	29.758	1:26.579	82.29	1.447	18:01:16.961	

Weather / Track : Cloudy / Dry

Donington Park National  
 Circuit Length = 1.9790 miles  
 Start: 17:51 Flag 18:00 End: 18:01

# BMCRRC - MRO Championships 2021 - Rnd 5 @ Donington National

## EDlasia Formula 400 & Blue Haze GP

### RACE 20 - SECTOR ANALYSIS



SECTOR 1 = FL to I1, SECTOR 2 = I1 to FL, DIFF = Difference To Personal Best Lap, P = Crossed Finish Line in Pit Lane, D = Time Disallowed

P26 32 R		Conor MURRAY		Kawasaki NINJA 300 -		
IDEAL LAP TIME : 1:25.821		BEST LAP TIME : 1:26.546		DIFFERENCE : 0.725		
LAP	SECTOR 1	SECTOR 2	LAP TIME	MPH	DIFF	TIME OF DAY
1 -		31.349	1:34.816	75.14	8.270	17:52:39.546
2 -	<b>55.617</b>	30.969	1:26.586 (2)	82.28	0.040	17:54:06.132
3 -	55.981	30.565	<b>1:26.546 (1)</b>	<b>82.32</b>		<b>17:55:32.678</b>
4 -	56.461	30.625	1:27.086 (3)	81.81	0.540	17:56:59.764
5 -	56.884	<b>30.204</b>	1:27.088	81.80	0.542	17:58:26.852
6 -	57.017	30.610	1:27.627	81.30	1.081	17:59:54.479
7 -	57.029	30.833	1:27.862	81.08	1.316	18:01:22.341

P27 42 S		David ATKINS		Honda CBR400 -		
IDEAL LAP TIME : 1:27.174		BEST LAP TIME : 1:27.266		DIFFERENCE : 0.092		
LAP	SECTOR 1	SECTOR 2	LAP TIME	MPH	DIFF	TIME OF DAY
1 -		31.495	1:36.312	73.97	9.046	17:52:41.042
2 -	56.843	31.097	1:27.940 (2)	81.01	0.674	17:54:08.982
3 -	<b>56.541</b>	30.725	<b>1:27.266 (1)</b>	<b>81.64</b>		<b>17:55:36.248</b>
4 -	57.348	30.727	1:28.075	80.89	0.809	17:57:04.323
5 -	57.377	30.679	1:28.056 (3)	80.91	0.790	17:58:32.379
6 -	57.580	30.742	1:28.322	80.66	1.056	18:00:00.701
7 -	57.631	<b>30.633</b>	1:28.264	80.71	0.998	18:01:28.965

P28 175 R		Aaron LILLY		Yamaha R3 - AL Graphics		
IDEAL LAP TIME : 1:26.376		BEST LAP TIME : 1:26.504		DIFFERENCE : 0.128		
LAP	SECTOR 1	SECTOR 2	LAP TIME	MPH	DIFF	TIME OF DAY
1 -		31.464	1:36.706	73.67	10.202	17:52:41.436
2 -	58.259	30.622	1:28.881	80.15	2.377	17:54:10.317
3 -	57.456	31.235	1:28.691	80.33	2.187	17:55:39.008
4 -	58.250	30.252	1:28.502	80.50	1.998	17:57:07.510
5 -	57.745	<b>30.236</b>	1:27.981 (3)	80.97	1.477	17:58:35.491
6 -	<b>56.140</b>	30.364	<b>1:26.504 (1)</b>	<b>82.36</b>		<b>18:00:01.995</b>
7 -	56.561	30.758	1:27.319 (2)	81.59	0.815	18:01:29.314

P29 174 GP		David BOWLER		Yamaha TZ 250 4DP -		
IDEAL LAP TIME : 1:27.983		BEST LAP TIME : 1:28.016		DIFFERENCE : 0.033		
LAP	SECTOR 1	SECTOR 2	LAP TIME	MPH	DIFF	TIME OF DAY
1 -		31.249	1:38.583	72.27	10.567	17:52:43.313
2 -	57.819	31.430	1:29.249 (3)	79.82	1.233	17:54:12.562
3 -	<b>57.712</b>	30.776	1:28.488 (2)	80.51	0.472	17:55:41.050
4 -	57.745	<b>30.271</b>	<b>1:28.016 (1)</b>	<b>80.94</b>		<b>17:57:09.066</b>
5 -	58.039	31.391	1:29.430	79.66	1.414	17:58:38.496
6 -	58.592	31.274	1:29.866	79.28	1.850	18:00:08.362

P30 73 R		Colvin TURNER		Yamaha TZR250 -		
IDEAL LAP TIME : 1:28.502		BEST LAP TIME : 1:29.117		DIFFERENCE : 0.615		
LAP	SECTOR 1	SECTOR 2	LAP TIME	MPH	DIFF	TIME OF DAY
1 -		<b>30.577</b>	1:35.037	74.96	5.920	17:52:39.767
2 -	<b>57.925</b>	31.192	<b>1:29.117 (1)</b>	<b>79.94</b>		<b>17:54:08.884</b>
3 -	58.678	31.086	1:29.764 (2)	79.37	0.647	17:55:38.648
4 -	59.442	31.527	1:30.969	78.31	1.852	17:57:09.617
5 -	59.054	31.031	1:30.085 (3)	79.08	0.968	17:58:39.702
6 -	59.554	31.323	1:30.877	78.39	1.760	18:00:10.579

Weather / Track : Cloudy / Dry

Donington Park National  
Circuit Length = 1.9790 miles  
Start: 17:51 Flag 18:00 End: 18:01



# BMCRC - MRO Championships 2021 - Rnd 5 @ Donington National

## EDlasia Formula 400 & Blue Haze GP

### RACE 20 - SECTOR ANALYSIS



SECTOR 1 = FL to I1, SECTOR 2 = I1 to FL, DIFF = Difference To Personal Best Lap, P = Crossed Finish Line in Pit Lane, D = Time Disallowed

P31 400		Stuart THURTLE		Kawasaki NINJA 300 - TeamTortoise Racing		
IDEAL LAP TIME : 1:29.550		BEST LAP TIME : 1:29.593		DIFFERENCE : 0.043		
LAP	SECTOR 1	SECTOR 2	LAP TIME	MPH	DIFF	TIME OF DAY
1 -		32.135	1:39.465	71.62	9.872	17:52:44.195
2 -	<b>58.007</b>	31.586	<b>1:29.593 (1)</b>	<b>79.52</b>		<b>17:54:13.788</b>
3 -	58.346	31.657	1:30.003 (2)	79.16	0.410	17:55:43.791
4 -	58.257	31.945	1:30.202	78.98	0.609	17:57:13.993
5 -	58.370	31.638	1:30.008 (3)	79.15	0.415	17:58:44.001
6 -	59.504	<b>31.543</b>	1:31.047	78.25	1.454	18:00:15.048

P32 39		Peter PARAPANOS		Kawasaki NINJA 300 - AMR Glasgow Kawasaki		
IDEAL LAP TIME : 1:29.013		BEST LAP TIME : 1:29.414		DIFFERENCE : 0.401		
LAP	SECTOR 1	SECTOR 2	LAP TIME	MPH	DIFF	TIME OF DAY
1 -		32.403	1:40.136	71.14	10.722	17:52:44.866
2 -	<b>57.888</b>	31.526	<b>1:29.414 (1)</b>	<b>79.68</b>		<b>17:54:14.280</b>
3 -	58.707	31.395	1:30.102 (3)	79.07	0.688	17:55:44.382
4 -	58.392	31.748	1:30.140	79.03	0.726	17:57:14.522
5 -	58.677	<b>31.125</b>	1:29.802 (2)	79.33	0.388	17:58:44.324
6 -	1:02.291	31.165	1:33.456	76.23	4.042	18:00:17.780

P33 188		David COURT		Kawasaki NINJA 300 -		
IDEAL LAP TIME : 1:30.088		BEST LAP TIME : 1:30.244		DIFFERENCE : 0.156		
LAP	SECTOR 1	SECTOR 2	LAP TIME	MPH	DIFF	TIME OF DAY
1 -		33.776	1:41.305	70.32	11.061	17:52:46.035
2 -	<b>58.260</b>	31.984	<b>1:30.244 (1)</b>	<b>78.94</b>		<b>17:54:16.279</b>
3 -	58.497	31.930	1:30.427 (2)	78.78	0.183	17:55:46.706
4 -	59.619	32.024	1:31.643	77.74	1.399	17:57:18.349
5 -	59.737	32.389	1:32.126	77.33	1.882	17:58:50.475
6 -	59.299	<b>31.828</b>	1:31.127 (3)	78.18	0.883	18:00:21.602

P34 83 R		Simon CHAPPELL		Kawasaki NINJA 300 -		
IDEAL LAP TIME : 1:35.119		BEST LAP TIME : 1:36.049		DIFFERENCE : 0.930		
LAP	SECTOR 1	SECTOR 2	LAP TIME	MPH	DIFF	TIME OF DAY
1 -		<b>33.300</b>	1:43.446	68.87	7.397	17:52:48.176
2 -	<b>1:01.819</b>	34.230	<b>1:36.049 (1)</b>	<b>74.17</b>		<b>17:54:24.225</b>
3 -	1:03.428	33.597	1:37.025 (2)	73.43	0.976	17:56:01.250
4 -	1:05.130	33.632	1:38.762	72.13	2.713	17:57:40.012
5 -	1:04.637	34.123	1:38.760	72.14	2.711	17:59:18.772
6 -	1:04.885	33.613	1:38.498 (3)	72.33	2.449	18:00:57.270

P35 170		Andrew BURSCOUGH		Yamaha YPVS 350 - Apollo/Merlin/Abbey/Martitanium		
IDEAL LAP TIME : 1:24.891		BEST LAP TIME : 1:25.187		DIFFERENCE : 0.296		
LAP	SECTOR 1	SECTOR 2	LAP TIME	MPH	DIFF	TIME OF DAY
1 -		<b>29.785</b>	1:32.898	76.69	7.711	17:52:37.628
2 -	55.355	29.832	<b>1:25.187 (1)</b>	<b>83.63</b>		<b>17:54:02.815</b>
3 -	<b>55.106</b>	30.402	1:25.508 (2)	83.32	0.321	17:55:28.323
4 -	56.083	29.948	1:26.031 (3)	82.81	0.844	17:56:54.354

P36 154		Keith CHAMBERS		Kawasaki ZXR400 - ADR Race Graphics		
IDEAL LAP TIME : 1:27.741		BEST LAP TIME : 1:27.864		DIFFERENCE : 0.123		
LAP	SECTOR 1	SECTOR 2	LAP TIME	MPH	DIFF	TIME OF DAY
1 -		31.981	1:37.509	73.06	9.645	17:52:42.239
2 -	57.227	30.722	1:27.949 (2)	81.00	0.085	17:54:10.188
3 -	57.154	<b>30.710</b>	<b>1:27.864 (1)</b>	<b>81.08</b>		<b>17:55:38.052</b>
4 -	<b>57.031</b>	31.095	1:28.126 (3)	80.84	0.262	17:57:06.178

Weather / Track : Cloudy / Dry

Donington Park National  
Circuit Length = 1.9790 miles  
Start: 17:51 Flag 18:00 End: 18:01

# BMCRC - MRO Championships 2021 - Rnd 5 @ Donington National

## EDlasia Formula 400 & Blue Haze GP

### RACE 20 - SECTOR ANALYSIS



SECTOR 1 = FL to I1, SECTOR 2 = I1 to FL, DIFF = Difference To Personal Best Lap, P = Crossed Finish Line in Pit Lane, D = Time Disallowed

<b>P37 12 GP</b>		<b>Adrian MARTIN</b>		Yamaha TZ250 - Strategic business development & support ltd			
IDEAL LAP TIME : 1:20.742		BEST LAP TIME : 1:20.742		DIFFERENCE : 0.000			
LAP	SECTOR 1	SECTOR 2	LAP TIME	MPH	DIFF	TIME OF DAY	
1 -		28.670	1:27.044	81.85	6.302	17:52:31.774	
2 -	<b>52.392</b>	<b>28.350</b>	<b>1:20.742 (1)</b>	<b>88.23</b>		<b>17:53:52.516</b>	
3 -	53.170	28.489	1:21.659 (2)	87.24	0.917	17:55:14.175	

<b>P38 58 S/R</b>		<b>Stephen KIRKWOOD</b>		KTM RC390 -			
IDEAL LAP TIME : 1:38.830		BEST LAP TIME : 1:38.861		DIFFERENCE : 0.031			
LAP	SECTOR 1	SECTOR 2	LAP TIME	MPH	DIFF	TIME OF DAY	
1 -		35.202	1:46.312	67.01	7.451	17:52:51.042	
2 -	1:04.155	<b>34.706</b>	<b>1:38.861 (1)</b>	<b>72.06</b>		<b>17:54:29.903</b>	

# BMCRC - MRO Championships 2021 - Rnd 5 @ Donington National

## EDlasia Formula 400 & Blue Haze GP

### RACE 20 - BEST SECTORS

SECTOR 1			SECTOR 2			IDEAL / BEST COMPARISON						
POS	NO	NAME	TIME	NO	NAME	TIME	POS	NO	NAME	IDEAL	BEST	DIFF
									<b>PERFECT LAP</b>	<b>1:15.773</b>		
1	22	BALLERINI	49.363	117	HALL	26.410	1	117	HALL	1:15.937	1:16.247	0.310
2	1	ATKINSON	49.395	1	ATKINSON	26.747	2	1	ATKINSON	1:16.142	1:16.626	0.484
3	117	HALL	49.527	51	WHOLEY	26.850	3	22	BALLERINI	1:16.332	1:16.545	0.213
4	51	WHOLEY	49.747	22	BALLERINI	26.969	4	51	WHOLEY	1:16.597	1:16.703	0.106
5	119	STANFORD	50.345	92	WAINWRIGHT	27.220	5	119	STANFORD	1:17.670	1:17.814	0.144
6	45	THOMPSON	50.454	119	STANFORD	27.325	6	45	THOMPSON	1:18.057	1:18.786	0.729
7	92	WAINWRIGHT	50.912	45	THOMPSON	27.603	7	92	WAINWRIGHT	1:18.132	1:18.387	0.255
8	4	SEATH	51.075	4	SEATH	27.686	8	4	SEATH	1:18.761	1:18.822	0.061
9	12	MARTIN	52.392	12	MARTIN	28.350	9	12	MARTIN	1:20.742	1:20.742	0.000
10	30	COOPER	52.787	47	CLARK	28.481	10	881	STANLEY	1:21.504	1:21.619	0.115
11	85	ROBINSON	52.851	881	STANLEY	28.581	11	30	COOPER	1:21.505	1:21.505	0.000
12	881	STANLEY	52.923	0	TOLAND	28.676	12	85	ROBINSON	1:21.557	1:21.736	0.179
13	69	HARVIEK	52.989	85	ROBINSON	28.706	13	47	CLARK	1:21.584	1:21.808	0.224
14	47	CLARK	53.103	30	COOPER	28.718	14	0	TOLAND	1:21.866	1:21.866	0.000
15	0	TOLAND	53.190	25	SMITH	28.730	15	351	DIGBY-BAKER	1:22.015	1:22.015	0.000
16	351	DIGBY-BAKER	53.247	351	DIGBY-BAKER	28.768	16	69	HARVIEK	1:22.073	1:22.108	0.035
17	136	HEWITT	53.519	75	FRASER	28.858	17	136	HEWITT	1:22.677	1:22.677	0.000
18	110	HAIGH	53.658	88	PRINOS	28.860	18	25	SMITH	1:22.769	1:23.533	0.764
19	25	SMITH	54.039	69	HARVIEK	29.084	19	110	HAIGH	1:22.842	1:23.250	0.408
20	26	THOMPSON	54.169	222	EPPS	29.129	20	75	FRASER	1:23.061	1:23.737	0.676
21	75	FRASER	54.203	136	HEWITT	29.158	21	64	ELLIS	1:23.466	1:23.744	0.278
22	64	ELLIS	54.281	110	HAIGH	29.184	22	26	THOMPSON	1:23.608	1:23.608	0.000
23	222	EPPS	54.737	64	ELLIS	29.185	23	222	EPPS	1:23.866	1:23.951	0.085
24	138	HOWE	54.876	26	THOMPSON	29.439	24	88	PRINOS	1:24.439	1:25.132	0.693
25	170	BURSCOUGH	55.106	170	BURSCOUGH	29.785	25	138	HOWE	1:24.762	1:24.809	0.047
26	19	O'MARA	55.563	19	O'MARA	29.820	26	170	BURSCOUGH	1:24.891	1:25.187	0.296
27	88	PRINOS	55.579	138	HOWE	29.886	27	19	O'MARA	1:25.383	1:25.445	0.062
28	32	MURRAY	55.617	32	MURRAY	30.204	28	32	MURRAY	1:25.821	1:26.546	0.725
29	175	LILLY	56.140	175	LILLY	30.236	29	175	LILLY	1:26.376	1:26.504	0.128
30	42	ATKINS	56.541	174	BOWLER	30.271	30	42	ATKINS	1:27.174	1:27.266	0.092
31	154	CHAMBERS	57.031	73	TURNER	30.577	31	154	CHAMBERS	1:27.741	1:27.864	0.123
32	174	BOWLER	57.712	42	ATKINS	30.633	32	174	BOWLER	1:27.983	1:28.016	0.033
33	39	PARAPANOS	57.888	154	CHAMBERS	30.710	33	73	TURNER	1:28.502	1:29.117	0.615
34	73	TURNER	57.925	39	PARAPANOS	31.125	34	39	PARAPANOS	1:29.013	1:29.414	0.401
35	400	THURTLÉ	58.007	400	THURTLÉ	31.543	35	400	THURTLÉ	1:29.550	1:29.593	0.043
36	188	COURT	58.260	188	COURT	31.828	36	188	COURT	1:30.088	1:30.244	0.156
37	83	CHAPPELL	1:01.819	83	CHAPPELL	33.300	37	83	CHAPPELL	1:35.119	1:36.049	0.930
38	58	KIRKWOOD	1:04.124	58	KIRKWOOD	34.706	38	58	KIRKWOOD	1:38.830	1:38.861	0.031

Weather / Track : Cloudy / Dry

Donington Park National  
Circuit Length = 1.9790 miles  
Start: 17:51 Flag 18:00 End: 18:01

Results can be found at [www.tsl-timing.com](http://www.tsl-timing.com)

Printed - 18:02 Saturday, 04 September 2021

# BMCRC - MRO Championships 2021 - Rnd 5 @ Donington National

## EDlasia Formula 400 & Blue Haze GP

### RACE 20 - STATISTICS

**Competitors Started** 38  
**Planned Start** 2021-09-04 @ 18:07:00.000  
**Actual Start** 2021-09-04 @ 17:51:04.729  
**Finish Time** 2021-09-04 @ 18:00:08.361  
**Track Length** 1.9790mi.  
**Total Laps** 245  
**Total Distance Covered** 484.8714mi.

#### Session Fastest Lap History

NO	CL	NAME	LAP TIME	TIME OF DAY	LAP	VEHICLE
117	GP	Stuart HALL	1:16.915	17:53:43.309	2	Yamaha TZ250
1	GP	Phil ATKINSON	1:16.880	17:53:43.688	2	Yamaha TZ350
22	GP	Rik BALLERINI	1:16.777	17:55:01.064	3	Yamaha TZ250
1	GP	Phil ATKINSON	1:16.626	17:57:34.680	5	Yamaha TZ350
117	GP	Stuart HALL	1:16.247	17:57:34.740	5	Yamaha TZ250

#### Session Leader History

NO	CL	NAME	FROM LAP	LAPS LED	DISTANCE	VEHICLE
117	GP	Stuart HALL	1	3	5.89 miles	Yamaha TZ250
1	GP	Phil ATKINSON	4	2	3.95 miles	Yamaha TZ350
117	GP	Stuart HALL	6	2	3.95 miles	Yamaha TZ250

#### Flag History

TYPE	TIME OF DAY
GREEN	17:51:04.729
FINISH	18:00:08.361

#### Flag Statistics

TYPE	COUNT	TOTAL LAPS	TOTAL TIME
Green	1	7	10:40.915
Red	0	0	0.000
Safety Car	0	0	0.000
FCY	0	0	0.000

Weather / Track : Cloudy / Dry

# BMCRC - MRO Championships 2021 - Rnd 5 @ Donington National

## EDlasia Formula 400 & Blue Haze GP

### RACE 20 - STATISTICS

**CLASS :**

13 Starters

#### Fastest Lap History

NO	NAME	LAP TIME	TIME OF DAY	LAP	VEHICLE
4	James SEATH	1:19.397	17:53:48.364	2	Kawasaki ZXR400 L9
45	Mark THOMPSON	1:18.786	17:57:47.642	5	Kawasaki ZXR400

#### Leader History

NO	NAME	FROM LAP	LAPS LED	DISTANCE	VEHICLE
45	Mark THOMPSON	1	1	1.94 miles	Kawasaki ZXR400
4	James SEATH	2	2	3.95 miles	Kawasaki ZXR400 L9
45	Mark THOMPSON	4	3	5.93 miles	Kawasaki ZXR400
4	James SEATH	7	1	1.97 miles	Kawasaki ZXR400 L9

Weather / Track : Cloudy / Dry

Results can be found at [www.tsl-timing.com](http://www.tsl-timing.com)

Page 2 of 6

Donington Park National  
Circuit Length = 1.9790 miles  
Start: 17:51 Flag 18:00 End: 18:01

Printed - 18:02 Saturday, 04 September 2021

# BMCRC - MRO Championships 2021 - Rnd 5 @ Donington National

## EDlasia Formula 400 & Blue Haze GP

### RACE 20 - STATISTICS

**CLASS : R**

6 Starters

#### Fastest Lap History

NO	NAME	LAP TIME	TIME OF DAY	LAP	VEHICLE
110	Mark HAIGH	1:23.250	17:53:59.461	2	Aprilia RS250

#### Leader History

NO	NAME	FROM LAP	LAPS LED	DISTANCE	VEHICLE
110	Mark HAIGH	1	7	13.81 miles	Aprilia RS250

# BMCRC - MRO Championships 2021 - Rnd 5 @ Donington National

## EDlasia Formula 400 & Blue Haze GP

### RACE 20 - STATISTICS

**CLASS : S/R**

2 Starters

#### Fastest Lap History

NO	NAME	LAP TIME	TIME OF DAY	LAP	VEHICLE
25	Haydon SMITH	1:23.924	17:54:04.721	2	Kawasaki ZXR400
25	Haydon SMITH	1:23.533	17:59:42.099	6	Kawasaki ZXR400

#### Leader History

NO	NAME	FROM LAP	LAPS LED	DISTANCE	VEHICLE
25	Haydon SMITH	1	7	13.81 miles	Kawasaki ZXR400

Weather / Track : Cloudy / Dry

Results can be found at [www.tsl-timing.com](http://www.tsl-timing.com)

Page 4 of 6

Donington Park National  
Circuit Length = 1.9790 miles  
Start: 17:51 Flag 18:00 End: 18:01

Printed - 18:02 Saturday, 04 September 2021

# BMCRC - MRO Championships 2021 - Rnd 5 @ Donington National

## EDlasia Formula 400 & Blue Haze GP

### RACE 20 - STATISTICS

**CLASS : S**

5 Starters

#### Fastest Lap History

NO	NAME	LAP TIME	TIME OF DAY	LAP	VEHICLE
30	Alan COOPER	<b>1:23.000</b>	17:53:54.897	2	Yamaha TZR250
881	Michael STANLEY	<b>1:22.530</b>	17:53:54.982	2	Yamaha TZR250
30	Alan COOPER	<b>1:21.505</b>	17:55:16.401	3	Yamaha TZR250

#### Leader History

NO	NAME	FROM LAP	LAPS LED	DISTANCE	VEHICLE
30	Alan COOPER	1	5	9.85 miles	Yamaha TZR250
881	Michael STANLEY	6	2	3.95 miles	Yamaha TZR250



# BMCRC - MRO Championships 2021 - Rnd 5 @ Donington National

## EDlasia Formula 400 & Blue Haze GP

### RACE 20 - STATISTICS

CLASS : GP

12 Starters

#### Fastest Lap History

NO	NAME	LAP TIME	TIME OF DAY	LAP	VEHICLE
117	Stuart HALL	1:16.915	17:53:43.309	2	Yamaha TZ250
1	Phil ATKINSON	1:16.880	17:53:43.688	2	Yamaha TZ350
22	Rik BALLERINI	1:16.777	17:55:01.064	3	Yamaha TZ250
1	Phil ATKINSON	1:16.626	17:57:34.680	5	Yamaha TZ350
117	Stuart HALL	1:16.247	17:57:34.740	5	Yamaha TZ250

#### Leader History

NO	NAME	FROM LAP	LAPS LED	DISTANCE	VEHICLE
117	Stuart HALL	1	3	5.89 miles	Yamaha TZ250
1	Phil ATKINSON	4	2	3.95 miles	Yamaha TZ350
117	Stuart HALL	6	2	3.95 miles	Yamaha TZ250

# BMCRC - MRO Championships 2021 - Rnd 5 @ Donington National



## EDlasia Formula 400 & Blue Haze GP



### RACE 10 - GRID (10 Laps)

ROW 13	39		1:38.861	38	<b>58</b> Stephen KIRKWOOD	37	<b>83</b> Simon CHAPPELL	1:36.049
ROW 12	36	<b>188</b> David COURT	1:30.244	35	<b>400</b> Stuart THURTLÉ	34	<b>39</b> Peter PARAPANOS	1:29.593 1:29.414
ROW 11	33	<b>73</b> Colvin TURNER	1:29.117	32	<b>174</b> David BOWLER	31	<b>154</b> Keith CHAMBERS	1:28.016 1:27.864
ROW 10	30	<b>42</b> David ATKINS	1:27.266	29	<b>32</b> Conor MURRAY	28	<b>175</b> Aaron LILLY	1:26.546 1:26.504
ROW 9	27	<b>19</b> James O'MARA	1:25.445	26	<b>170</b> Andrew BURSCOUGH	25	<b>88</b> George PRINOS	1:25.187 1:25.132
ROW 8	24	<b>138</b> Andrew Finlay HOWE	1:24.809	23	<b>222</b> Matthew EPPS	22	<b>64</b> Phil ELLIS	1:23.951 1:23.744
ROW 7	21	<b>75</b> Gary FRASER	1:23.737	20	<b>26</b> Lydia THOMPSON	19	<b>25</b> Haydon SMITH	1:23.608 1:23.533
ROW 6	18	<b>110</b> Mark HAIGH	1:23.250	17	<b>136</b> Rich HEWITT	16	<b>69</b> Dave HARVIEK	1:22.677 1:22.108
ROW 5	15	<b>351</b> Sam DIGBY-BAKER	1:22.015	14	<b>0</b> Paul TOLAND	13	<b>47</b> Allan CLARK	1:21.866 1:21.808
ROW 4	12	<b>85</b> James ROBINSON	1:21.736	11	<b>881</b> Michael STANLEY	10	<b>30</b> Alan COOPER	1:21.619 1:21.505
ROW 3	9	<b>12</b> Adrian MARTIN	1:20.742	8	<b>4</b> James SEATH	7	<b>45</b> Mark THOMPSON	1:18.822 1:18.786
ROW 2	6	<b>92</b> Jordan WAINWRIGHT	1:18.387	5	<b>119</b> Ian STANFORD	4	<b>51</b> Kevin WHOLEY	1:17.814 1:16.703
ROW 1	3	<b>1</b> Phil ATKINSON	1:16.626	2	<b>22</b> Rik BALLERINI	1	<b>117</b> Stuart HALL	1:16.545 1:16.247

**Pole**

Donington Park National  
Circuit Length = 1.9790 miles

These results are provisional until the conclusion of any judicial and technical matters.

Clerk Of Course :	Stewards :	Timekeeper :
-------------------	------------	--------------

Results can be found at [www.tsl-timing.com](http://www.tsl-timing.com)

Printed - 18:04 Saturday, 04 September 2021



# BMCRC - MRO Championships 2021 - Rnd 5 @ Donington National



## EDlasia Formula 400 & Blue Haze GP



### RACE 10 - CLASSIFICATION

POS	NO	CL	PIC NAME	ENTRY	LAPS	TIME	GAP	DIFF	MPH	BEST	ON
1	22	GP	1 Rik BALLERINI	Yamaha TZ250 - SCLS LTD, GECKO RACING, CAM	10	12:54.461			91.81	1:16.518	4
2	51	GP	2 Kevin WHOLEY	Yamaha TZ 250 - Twistgrip Motorcycles	10	12:55.117	0.656	0.656	91.74	1:16.339	8
3	1	GP	3 Phil ATKINSON	Yamaha TZ350 - Rose mot centre	10	12:55.208	0.747	0.091	91.73	1:15.898	4
4	117	GP	4 Stuart HALL	Yamaha TZ250 -	10	13:16.246	21.785	21.038	89.30	1:17.173	5
5	92	GP	5 Jordan WAINWRIGHT	Yamaha TZ T -	10	13:20.432	25.971	4.186	88.83	1:18.421	2
6	4		1 James SEATH	Kawasaki ZXR400 L9 - Ovenden Earthmoving	10	13:20.641	26.180	0.209	88.81	1:18.670	3
7	30	S	1 Alan COOPER	Yamaha TZR250 - twistgrip motorcycles	10	13:39.454	44.993	18.813	86.77	1:20.212	2
8	881	S	2 Michael STANLEY	Yamaha TZR250 -	10	13:40.732	46.271	1.278	86.64	1:20.793	2
9	85		2 James ROBINSON	Kawasaki ZXR400 - claire palastanga ceramics	10	13:41.789	47.328	1.057	86.53	1:20.760	3
10	47		3 Allan CLARK	Kawasaki ZXR400 - A Clark & Sons Builders	10	13:43.379	48.918	1.590	86.36	1:20.888	8
11	12	GP	6 Adrian MARTIN	Yamaha TZ250 - Strategic business development & s	10	13:54.276	59.815	10.897	85.23	1:20.443	8
12	0	GP	7 Paul TOLAND	Yamaha TZ250 - Kippers keys	10	13:54.831	1:00.370	0.555	85.17	1:22.046	6
13	351	S	3 Sam DIGBY-BAKER	Kawasaki ZXR400 -	10	13:56.332	1:01.871	1.501	85.02	1:22.372	5
14	69	GP	8 Dave HARVIEK	Yamaha TZ250 4DP - NW Roofing London Ltd	10	13:56.443	1:01.982	0.111	85.01	1:21.955	9
15	136		4 Rich HEWITT	Suzuki GSXR400 - Mirror Image Body Repairs	10	13:57.148	1:02.687	0.705	84.94	1:22.153	3
16	64	GP	9 Phil ELLIS	Yamaha TZ250B -	10	14:01.210	1:06.749	4.062	84.53	1:22.550	6
17	26		5 Lydia THOMPSON	Kawasaki ZXR400 - Flintstone Racing - David Simon	10	14:01.868	1:07.407	0.658	84.46	1:22.868	6
18	110	R	1 Mark HAIGH	Aprilia RS250 - Chesterfield Ceramic coatings/The T	10	14:10.376	1:15.915	8.508	83.62	1:22.822	4
19	222	S	4 Matthew EPPS	Kawasaki ZXR400 - M.E Vehicle Repairs	10	14:10.423	1:15.962	0.047	83.61	1:23.280	4
20	25	S/R	1 Haydon SMITH	Kawasaki ZXR400 - HI-Precision Engineering Ltd	10	14:12.930	1:18.469	2.507	83.37	1:22.760	4
21	75		6 Gary FRASER	Kawasaki ZXR 400 -	10	14:13.147	1:18.686	0.217	83.35	1:23.677	9
22	170		7 Andrew BURSCOUGH	Yamaha YPVS 350 - Apollo/Merlin/Abbey/Martitaniur	9	12:59.012	1 Lap	1 Lap	82.13	1:24.979	2
23	138		8 Andrew Finlay HOWE	Kawasaki ZXR400L - Finlay Howe Ltd	9	12:59.792	1 Lap	0.780	82.05	1:24.945	3
24	88	GP	10 George PRINOS	Yamaha TZ250 - KAPPA PLANNING LTD	9	13:03.413	1 Lap	3.621	81.67	1:24.698	8
25	19	R	2 James O'MARA	Kawasaki NINJA 300 - BRP Machining Ltd	9	13:05.276	1 Lap	1.863	81.48	1:25.405	4
26	175	R	3 Aaron LILLY	Yamaha R3 - AL Graphics	9	13:05.563	1 Lap	0.287	81.45	1:25.440	7
27	42	S	5 David ATKINS	Honda CBR400 -	9	13:09.333	1 Lap	3.770	81.06	1:25.516	5
28	39		9 Peter PARAPANOS	Kawasaki NINJA 300 - AMR Glasgow Kawasaki	9	13:39.419	1 Lap	30.086	78.08	1:29.065	6
29	400		10 Stuart THURTLIE	Kawasaki NINJA 300 - TeamTortoise Racing	9	13:39.520	1 Lap	0.101	78.07	1:29.100	3
30	73	R	4 Colvin TURNER	Yamaha TZR250 -	9	13:39.690	1 Lap	0.170	78.06	1:27.433	2
31	188		11 David COURT	Kawasaki NINJA 300 -	9	13:40.954	1 Lap	1.264	77.94	1:29.421	3
32	174	GP	11 David BOWLER	Yamaha TZ 250 4DP -	9	13:46.304	1 Lap	5.350	77.43	1:27.225	7
33	83	R	5 Simon CHAPPELL	Kawasaki NINJA 300 -	9	14:24.483	1 Lap	38.179	74.01	1:33.206	8

#### NOT CLASSIFIED

DNF	45		Mark THOMPSON	Kawasaki ZXR400 - Flintstone Tyres / David Simon T	8	10:40.449	2 Laps	1 Lap	88.78	1:18.504	8
DNF	32	R	Conor MURRAY	Kawasaki NINJA 300 -	8	11:40.367	2 Laps	59.918	81.18	1:25.691	3
DNF	58	S/R	Stephen KIRKWOOD	KTM RC390 -	7	11:37.393	3 Laps	1 Lap	71.31	1:37.287	6
DNF	154		Keith CHAMBERS	Kawasaki ZXR400 - ADR Race Graphics	4	6:07.739	6 Laps	3 Laps	77.12	1:28.511	3
DNF	119	GP	Ian STANFORD	Honda RS 250 - N and J Stanford Suspended Ceiling	3	4:01.110	7 Laps	1 Lap	88.08	1:18.987	3

#### FASTEST LAP

1	GP	Phil ATKINSON	Yamaha TZ350 - Rose mot centre	4	1:15.898	93.87 mph	151.07 kph
45		Mark THOMPSON	Kawasaki ZXR400 - Flintstone Tyres / David Simon T	8	1:18.504	90.75 mph	146.05 kph
30	S	Alan COOPER	Yamaha TZR250 - twistgrip motorcycles	2	1:20.212	88.82 mph	142.94 kph
25	S/R	Haydon SMITH	Kawasaki ZXR400 - HI-Precision Engineering Ltd	4	1:22.760	86.08 mph	138.54 kph
110	R	Mark HAIGH	Aprilia RS250 - Chesterfield Ceramic coatings/The T	4	1:22.822	86.02 mph	138.44 kph

Class GP - 92.5% of Race Speed = 84.92 mph

Class - 92.5% of Race Speed = 82.14 mph

Class S - 92.5% of Race Speed = 80.26 mph

Class R - 92.5% of Race Speed = 77.34 mph

Class S/R - 92.5% of Race Speed = 77.11 mph

Clerk Of Course :	Stewards :	Timekeeper :
-------------------	------------	--------------

Results can be found at [www.tsl-timing.com](http://www.tsl-timing.com)

Printed - 12:27 Sunday, 05 September 2021





# BMCRC - MRO Championships 2021 - Rnd 5 @ Donington National

## EDlasia Formula 400 & Blue Haze GP

### RACE 10 - LAP CHART

400	1 Lap	1:30.500
39	1 Lap	1:30.616
188	1 Lap	1:30.487
30	39.257	1:21.634
174	1 Lap	1:27.630
881	41.877	1:21.322
12	42.278	1:25.083
85	42.344	1:21.982
47	44.396	1:20.906
0	54.094	1:22.722
351	55.658	1:22.986
136	56.448	1:23.367
69	56.651	1:21.955
26	1:00.592	1:23.442
64	1:00.832	1:23.089
222	1:08.222	1:27.020
110	1:08.625	1:27.044
25	1:11.588	1:23.825
75	1:11.714	1:23.677
83	1 Lap	1:33.206

<b>LAP 10 @ 12:25:35.857</b>
------------------------------

NO	BEHIND	LAP TIME
22		1:16.989
51	0.656	1:17.482
1	0.747	1:17.661
170	1 Lap	1:26.379
138	1 Lap	1:26.635
88	1 Lap	1:24.975
19	1 Lap	1:26.161
175	1 Lap	1:26.119
42	1 Lap	1:27.076
117	21.785	1:19.557
92	25.971	1:19.495
4	26.180	1:20.120
39	1 Lap	1:29.589
30	44.993	1:22.725
400	1 Lap	1:30.495
73	1 Lap	1:30.870
881	46.271	1:21.383
188	1 Lap	1:30.281
85	47.328	1:21.973
47	48.918	1:21.511
174	1 Lap	1:28.258
12	59.815	1:34.526
0	1:00.370	1:23.265
351	1:01.871	1:23.202
69	1:01.982	1:22.320
136	1:02.687	1:23.228
64	1:06.749	1:22.906
26	1:07.407	1:23.804
110	1:15.915	1:24.279
222	1:15.962	1:24.729
25	1:18.469	1:23.870
75	1:18.686	1:23.961
83	1 Lap	1:34.027

Weather / Track : Sunny / Dry

# BMCR - MRO Championships 2021 - Rnd 5 @ Donington National

## EDlasia Formula 400 & Blue Haze GP

### RACE 10 - SECTOR ANALYSIS



SECTOR 1 = FL to I1, SECTOR 2 = I1 to FL, DIFF = Difference To Personal Best Lap, P = Crossed Finish Line in Pit Lane, D = Time Disallowed

P1		22 GP		Rik BALLERINI		Yamaha TZ250 - SCLS LTD, GECKO RACING, CAMBRIDGE M	
IDEAL LAP TIME : 1:16.473		BEST LAP TIME : 1:16.518		DIFFERENCE : 0.045			
LAP	SECTOR 1	SECTOR 2	LAP TIME	MPH	DIFF	TIME OF DAY	
1 -		26.820	1:20.196	88.84	3.678	12:14:01.592	
2 -	50.039	26.898	1:16.937	92.60	0.419	12:15:18.529	
3 -	49.792	26.803	1:16.595 (2)	93.01	0.077	12:16:35.124	
4 -	49.781	<b>26.737</b>	<b>1:16.518 (1)</b>	<b>93.11</b>		<b>12:17:51.642</b>	
5 -	50.219	27.668	1:17.887	91.47	1.369	12:19:09.529	
6 -	50.248	26.838	1:17.086	92.42	0.568	12:20:26.615	
7 -	50.551	27.183	1:17.734	91.65	1.216	12:21:44.349	
8 -	50.102	26.790	1:16.892 (3)	92.65	0.374	12:23:01.241	
9 -	<b>49.736</b>	27.891	1:17.627	91.78	1.109	12:24:18.868	
10 -	50.088	26.901	1:16.989	92.54	0.471	12:25:35.857	

P2		51 GP		Kevin WHOLEY		Yamaha TZ 250 - Twistgrip Motorcycles	
IDEAL LAP TIME : 1:16.298		BEST LAP TIME : 1:16.339		DIFFERENCE : 0.041			
LAP	SECTOR 1	SECTOR 2	LAP TIME	MPH	DIFF	TIME OF DAY	
1 -		27.063	1:21.016	87.94	4.677	12:14:02.412	
2 -	50.057	27.168	1:17.225	92.25	0.886	12:15:19.637	
3 -	50.407	26.783	1:17.190	92.30	0.851	12:16:36.827	
4 -	49.854	<b>26.646</b>	1:16.500 (2)	93.13	0.161	12:17:53.327	
5 -	50.065	26.843	1:16.908 (3)	92.63	0.569	12:19:10.235	
6 -	50.396	26.866	1:17.262	92.21	0.923	12:20:27.497	
7 -	50.463	27.095	1:17.558	91.86	1.219	12:21:45.055	
8 -	<b>49.652</b>	26.687	<b>1:16.339 (1)</b>	<b>93.32</b>		<b>12:23:01.394</b>	
9 -	50.149	27.488	1:17.637	91.76	1.298	12:24:19.031	
10 -	50.514	26.968	1:17.482	91.95	1.143	12:25:36.513	

P3		1 GP		Phil ATKINSON		Yamaha TZ350 - Rose mot centre	
IDEAL LAP TIME : 1:15.898		BEST LAP TIME : 1:15.898		DIFFERENCE : 0.000			
LAP	SECTOR 1	SECTOR 2	LAP TIME	MPH	DIFF	TIME OF DAY	
1 -		27.402	1:22.504	86.35	6.606	12:14:03.900	
2 -	49.529	26.987	1:16.516	93.11	0.618	12:15:20.416	
3 -	49.135	26.875	1:16.010 (2)	93.73	0.112	12:16:36.426	
4 -	<b>49.091</b>	<b>26.807</b>	<b>1:15.898 (1)</b>	<b>93.87</b>		<b>12:17:52.324</b>	
5 -	49.892	27.721	1:17.613	91.79	1.715	12:19:09.937	
6 -	50.104	27.121	1:17.225	92.25	1.327	12:20:27.162	
7 -	50.186	27.169	1:17.355	92.10	1.457	12:21:44.517	
8 -	49.451	27.057	1:16.508 (3)	93.12	0.610	12:23:01.025	
9 -	50.144	27.774	1:17.918	91.43	2.020	12:24:18.943	
10 -	50.697	26.964	1:17.661	91.74	1.763	12:25:36.604	

P4		117 GP		Stuart HALL		Yamaha TZ250 -	
IDEAL LAP TIME : 1:16.601		BEST LAP TIME : 1:17.173		DIFFERENCE : 0.572			
LAP	SECTOR 1	SECTOR 2	LAP TIME	MPH	DIFF	TIME OF DAY	
1 -		27.518	1:22.792	86.05	5.619	12:14:04.188	
2 -	50.630	38.924	1:29.554	79.55	12.381	12:15:33.742	
3 -	50.604	<b>26.764</b>	1:17.368 (2)	92.08	0.195	12:16:51.110	
4 -	50.871	26.901	1:17.772 (3)	91.60	0.599	12:18:08.882	
5 -	50.320	26.853	<b>1:17.173 (1)</b>	<b>92.32</b>		<b>12:19:26.055</b>	
6 -	50.967	26.881	1:17.848	91.51	0.675	12:20:43.903	
7 -	50.896	27.252	1:18.148	91.16	0.975	12:22:02.051	
8 -	<b>49.837</b>	27.956	1:17.793	91.58	0.620	12:23:19.844	
9 -	50.641	27.600	1:18.241	91.06	1.068	12:24:38.085	
10 -	51.568	27.989	1:19.557	89.55	2.384	12:25:57.642	

Weather / Track : Sunny / Dry

Donington Park National  
Circuit Length = 1.9790 miles  
Start: 12:12 Flag 12:25 End: 12:27

# BMCRC - MRO Championships 2021 - Rnd 5 @ Donington National

## EDlasia Formula 400 & Blue Haze GP

### RACE 10 - SECTOR ANALYSIS



SECTOR 1 = FL to I1, SECTOR 2 = I1 to FL, DIFF = Difference To Personal Best Lap, P = Crossed Finish Line in Pit Lane, D = Time Disallowed

<b>P5 92 GP</b>		<b>Jordan WAINWRIGHT</b>		Yamaha TZ T -		
IDEAL LAP TIME : 1:18.335		BEST LAP TIME : 1:18.421		DIFFERENCE : 0.086		
LAP	SECTOR 1	SECTOR 2	LAP TIME	MPH	DIFF	TIME OF DAY
1 -		27.529	1:24.511	84.30	6.090	12:14:05.907
2 -	51.093	<b>27.328</b>	<b>1:18.421 (1)</b>	<b>90.85</b>		<b>12:15:24.328</b>
3 -	51.285	27.330	1:18.615 (2)	90.62	0.194	12:16:42.943
4 -	52.820	28.164	1:20.984	87.97	2.563	12:18:03.927
5 -	52.017	27.436	1:19.453	89.67	1.032	12:19:23.380
6 -	51.714	27.494	1:19.208 (3)	89.94	0.787	12:20:42.588
7 -	51.300	28.183	1:19.483	89.63	1.062	12:22:02.071
8 -	<b>51.007</b>	29.730	1:20.737	88.24	2.316	12:23:22.808
9 -	51.946	27.579	1:19.525	89.58	1.104	12:24:42.333
10 -	52.052	27.443	1:19.495	89.62	1.074	12:26:01.828

<b>P6 4</b>		<b>James SEATH</b>		Kawasaki ZXR400 L9 - Ovenden Earthmoving		
IDEAL LAP TIME : 1:17.849		BEST LAP TIME : 1:18.670		DIFFERENCE : 0.821		
LAP	SECTOR 1	SECTOR 2	LAP TIME	MPH	DIFF	TIME OF DAY
1 -		27.945	1:23.867	84.95	5.197	12:14:05.263
2 -	51.943	27.839	1:19.782	89.30	1.112	12:15:25.045
3 -	51.308	<b>27.362</b>	<b>1:18.670 (1)</b>	<b>90.56</b>		<b>12:16:43.715</b>
4 -	52.169	27.792	1:19.961	89.10	1.291	12:18:03.676
5 -	50.964	28.021	1:18.985 (2)	90.20	0.315	12:19:22.661
6 -	52.657	27.820	1:20.477	88.53	1.807	12:20:43.138
7 -	52.010	27.712	1:19.722	89.36	1.052	12:22:02.860
8 -	<b>50.487</b>	28.536	1:19.023 (3)	90.15	0.353	12:23:21.883
9 -	52.552	27.482	1:20.034	89.02	1.364	12:24:41.917
10 -	52.337	27.783	1:20.120	88.92	1.450	12:26:02.037

<b>P7 30 S</b>		<b>Alan COOPER</b>		Yamaha TZR250 - twistgrip motorcycles		
IDEAL LAP TIME : 1:20.120		BEST LAP TIME : 1:20.212		DIFFERENCE : 0.092		
LAP	SECTOR 1	SECTOR 2	LAP TIME	MPH	DIFF	TIME OF DAY
1 -		<b>28.080</b>	1:25.261	83.56	5.049	12:14:06.657
2 -	<b>52.040</b>	28.172	<b>1:20.212 (1)</b>	<b>88.82</b>		<b>12:15:26.869</b>
3 -	52.432	28.401	1:20.833 (3)	88.14	0.621	12:16:47.702
4 -	52.818	28.258	1:21.076	87.87	0.864	12:18:08.778
5 -	52.471	28.247	1:20.718 (2)	88.26	0.506	12:19:29.496
6 -	53.381	28.650	1:22.031	86.85	1.819	12:20:51.527
7 -	53.197	29.012	1:22.209	86.66	1.997	12:22:13.736
8 -	53.498	29.257	1:22.755	86.09	2.543	12:23:36.491
9 -	53.258	28.376	1:21.634	87.27	1.422	12:24:58.125
10 -	53.696	29.029	1:22.725	86.12	2.513	12:26:20.850

<b>P8 881 S</b>		<b>Michael STANLEY</b>		Yamaha TZR250 -		
IDEAL LAP TIME : 1:20.658		BEST LAP TIME : 1:20.793		DIFFERENCE : 0.135		
LAP	SECTOR 1	SECTOR 2	LAP TIME	MPH	DIFF	TIME OF DAY
1 -		28.819	1:26.700	82.17	5.907	12:14:08.096
2 -	<b>52.437</b>	28.356	<b>1:20.793 (1)</b>	<b>88.18</b>		<b>12:15:28.889</b>
3 -	52.538	28.317	1:20.855 (2)	88.11	0.062	12:16:49.744
4 -	52.977	29.103	1:22.080	86.80	1.287	12:18:11.824
5 -	53.033	28.730	1:21.763	87.13	0.970	12:19:33.587
6 -	52.728	29.616	1:22.344	86.52	1.551	12:20:55.931
7 -	53.359	28.712	1:22.071	86.81	1.278	12:22:18.002
8 -	52.704	28.717	1:21.421	87.50	0.628	12:23:39.423
9 -	52.784	28.538	1:21.322 (3)	87.61	0.529	12:25:00.745
10 -	53.162	<b>28.221</b>	1:21.383	87.54	0.590	12:26:22.128

Weather / Track : Sunny / Dry

Donington Park National  
Circuit Length = 1.9790 miles  
Start: 12:12 Flag 12:25 End: 12:27

# BMCRC - MRO Championships 2021 - Rnd 5 @ Donington National

## EDlasia Formula 400 & Blue Haze GP

### RACE 10 - SECTOR ANALYSIS



SECTOR 1 = FL to I1, SECTOR 2 = I1 to FL, DIFF = Difference To Personal Best Lap, P = Crossed Finish Line in Pit Lane, D = Time Disallowed

<b>P9 85</b>		<b>James ROBINSON</b>		Kawasaki ZXR400 - claire palastanga ceramics		
IDEAL LAP TIME : 1:20.622		BEST LAP TIME : 1:20.760		DIFFERENCE : 0.138		
LAP	SECTOR 1	SECTOR 2	LAP TIME	MPH	DIFF	TIME OF DAY
1 -		28.649	1:26.388	82.47	5.628	12:14:07.784
2 -	<b>52.260</b>	28.515	1:20.775 (2)	88.20	0.015	12:15:28.559
3 -	52.398	<b>28.362</b>	<b>1:20.760 (1)</b>	<b>88.21</b>		<b>12:16:49.319</b>
4 -	53.241	28.582	1:21.823	87.07	1.063	12:18:11.142
5 -	53.473	28.636	1:22.109	86.77	1.349	12:19:33.251
6 -	52.887	29.536	1:22.423	86.43	1.663	12:20:55.674
7 -	53.278	28.775	1:22.053	86.82	1.293	12:22:17.727
8 -	52.821	28.682	1:21.503 (3)	87.41	0.743	12:23:39.230
9 -	53.209	28.773	1:21.982	86.90	1.222	12:25:01.212
10 -	53.382	28.591	1:21.973	86.91	1.213	12:26:23.185

<b>P10 47</b>		<b>Allan CLARK</b>		Kawasaki ZXR400 - A Clark & Sons Builders		
IDEAL LAP TIME : 1:20.751		BEST LAP TIME : 1:20.888		DIFFERENCE : 0.137		
LAP	SECTOR 1	SECTOR 2	LAP TIME	MPH	DIFF	TIME OF DAY
1 -		29.057	1:28.206	80.77	7.318	12:14:09.602
2 -	53.166	28.452	1:21.618	87.29	0.730	12:15:31.220
3 -	53.349	28.282	1:21.631	87.27	0.743	12:16:52.851
4 -	53.126	28.261	1:21.387	87.54	0.499	12:18:14.238
5 -	53.450	30.132	1:23.582	85.24	2.694	12:19:37.820
6 -	53.968	28.310	1:22.278	86.59	1.390	12:21:00.098
7 -	53.161	28.211	1:21.372 (3)	87.55	0.484	12:22:21.470
8 -	<b>52.637</b>	28.251	<b>1:20.888 (1)</b>	<b>88.08</b>		<b>12:23:42.358</b>
9 -	52.792	<b>28.114</b>	1:20.906 (2)	88.06	0.018	12:25:03.264
10 -	53.341	28.170	1:21.511	87.40	0.623	12:26:24.775

<b>P11 12 GP</b>		<b>Adrian MARTIN</b>		Yamaha TZ250 - Strategic business development & support ltd		
IDEAL LAP TIME : 1:20.148		BEST LAP TIME : 1:20.443		DIFFERENCE : 0.295		
LAP	SECTOR 1	SECTOR 2	LAP TIME	MPH	DIFF	TIME OF DAY
1 -		28.418	1:27.174	81.72	6.731	12:14:08.570
2 -	52.896	28.299	1:21.195	87.74	0.752	12:15:29.765
3 -	52.262	28.349	1:20.611 (2)	88.38	0.168	12:16:50.376
4 -	52.918	<b>28.052</b>	1:20.970 (3)	87.99	0.527	12:18:11.346
5 -	52.837	28.450	1:21.287	87.64	0.844	12:19:32.633
6 -	52.810	28.656	1:21.466	87.45	1.023	12:20:54.099
7 -	53.044	28.477	1:21.521	87.39	1.078	12:22:15.620
8 -	<b>52.096</b>	28.347	<b>1:20.443 (1)</b>	<b>88.56</b>		<b>12:23:36.063</b>
9 -	54.402	30.681	1:25.083	83.73	4.640	12:25:01.146
10 -	1:03.296	31.230	1:34.526	75.37	14.083	12:26:35.672

<b>P12 0 GP</b>		<b>Paul TOLAND</b>		Yamaha TZ250 - Kippers keys		
IDEAL LAP TIME : 1:21.918		BEST LAP TIME : 1:22.046		DIFFERENCE : 0.128		
LAP	SECTOR 1	SECTOR 2	LAP TIME	MPH	DIFF	TIME OF DAY
1 -		29.169	1:29.281	79.80	7.235	12:14:10.677
2 -	54.154	29.275	1:23.429	85.39	1.383	12:15:34.106
3 -	53.929	28.876	1:22.805	86.04	0.759	12:16:56.911
4 -	53.786	<b>28.625</b>	1:22.411 (3)	86.45	0.365	12:18:19.322
5 -	53.557	28.772	1:22.329 (2)	86.53	0.283	12:19:41.651
6 -	<b>53.293</b>	28.753	<b>1:22.046 (1)</b>	<b>86.83</b>		<b>12:21:03.697</b>
7 -	54.036	29.321	1:23.357	85.47	1.311	12:22:27.054
8 -	54.170	29.016	1:23.186	85.64	1.140	12:23:50.240
9 -	53.815	28.907	1:22.722	86.12	0.676	12:25:12.962
10 -	54.374	28.891	1:23.265	85.56	1.219	12:26:36.227

Weather / Track : Sunny / Dry

Donington Park National  
Circuit Length = 1.9790 miles  
Start: 12:12 Flag 12:25 End: 12:27



# BMCR - MRO Championships 2021 - Rnd 5 @ Donington National

## EDlasia Formula 400 & Blue Haze GP

### RACE 10 - SECTOR ANALYSIS



SECTOR 1 = FL to I1, SECTOR 2 = I1 to FL, DIFF = Difference To Personal Best Lap, P = Crossed Finish Line in Pit Lane, D = Time Disallowed

P13 351 S		Sam DIGBY-BAKER		Kawasaki ZXR400 -		
IDEAL LAP TIME : 1:22.033		BEST LAP TIME : 1:22.372		DIFFERENCE : 0.339		
LAP	SECTOR 1	SECTOR 2	LAP TIME	MPH	DIFF	TIME OF DAY
1 -		29.341	1:29.536	79.57	7.164	12:14:10.932
2 -	54.117	29.790	1:23.907	84.91	1.535	12:15:34.839
3 -	54.048	28.992	1:23.040	85.79	0.668	12:16:57.879
4 -	54.206	<b>28.558</b>	1:22.764 (3)	86.08	0.392	12:18:20.643
5 -	<b>53.475</b>	28.897	<b>1:22.372 (1)</b>	<b>86.49</b>		<b>12:19:43.015</b>
6 -	53.590	29.321	1:22.911	85.93	0.539	12:21:05.926
7 -	53.869	28.719	1:22.588 (2)	86.26	0.216	12:22:28.514
8 -	53.722	29.304	1:23.026	85.81	0.654	12:23:51.540
9 -	53.899	29.087	1:22.986	85.85	0.614	12:25:14.526
10 -	54.129	29.073	1:23.202	85.63	0.830	12:26:37.728

P14 69 GP		Dave HARVIEK		Yamaha TZ250 4DP - NW Roofing London Ltd		
IDEAL LAP TIME : 1:21.641		BEST LAP TIME : 1:21.955		DIFFERENCE : 0.314		
LAP	SECTOR 1	SECTOR 2	LAP TIME	MPH	DIFF	TIME OF DAY
1 -		30.044	1:30.820	78.44	8.865	12:14:12.216
2 -	53.921	29.159	1:23.080	85.75	1.125	12:15:35.296
3 -	53.918	28.901	1:22.819	86.02	0.864	12:16:58.115
4 -	54.438	28.890	1:23.328	85.50	1.373	12:18:21.443
5 -	<b>53.050</b>	28.945	1:21.995 (2)	86.89	0.040	12:19:43.438
6 -	53.380	29.562	1:22.942	85.89	0.987	12:21:06.380
7 -	55.660	29.359	1:25.019	83.80	3.064	12:22:31.399
8 -	53.544	28.621	1:22.165 (3)	86.71	0.210	12:23:53.564
9 -	53.364	<b>28.591</b>	<b>1:21.955 (1)</b>	<b>86.93</b>		<b>12:25:15.519</b>
10 -	53.397	28.923	1:22.320	86.54	0.365	12:26:37.839

P15 136		Rich HEWITT		Suzuki GSXR400 - Mirror Image Body Repairs		
IDEAL LAP TIME : 1:21.962		BEST LAP TIME : 1:22.153		DIFFERENCE : 0.191		
LAP	SECTOR 1	SECTOR 2	LAP TIME	MPH	DIFF	TIME OF DAY
1 -		29.007	1:28.416	80.58	6.263	12:14:09.812
2 -	53.111	29.133	1:22.244 (2)	86.62	0.091	12:15:32.056
3 -	<b>53.085</b>	29.068	<b>1:22.153 (1)</b>	<b>86.72</b>		<b>12:16:54.209</b>
4 -	53.510	<b>28.877</b>	1:22.387 (3)	86.47	0.234	12:18:16.596
5 -	54.175	29.120	1:23.295	85.53	1.142	12:19:39.891
6 -	54.631	29.076	1:23.707	85.11	1.554	12:21:03.598
7 -	54.753	29.226	1:23.979	84.83	1.826	12:22:27.577
8 -	54.731	29.641	1:24.372	84.44	2.219	12:23:51.949
9 -	53.944	29.423	1:23.367	85.46	1.214	12:25:15.316
10 -	53.974	29.254	1:23.228	85.60	1.075	12:26:38.544

P16 64 GP		Phil ELLIS		Yamaha TZ250B -		
IDEAL LAP TIME : 1:22.313		BEST LAP TIME : 1:22.550		DIFFERENCE : 0.237		
LAP	SECTOR 1	SECTOR 2	LAP TIME	MPH	DIFF	TIME OF DAY
1 -		29.129	1:32.008	77.43	9.458	12:14:13.404
2 -	54.610	29.365	1:23.975	84.84	1.425	12:15:37.379
3 -	54.613	28.835	1:23.448	85.37	0.898	12:17:00.827
4 -	54.420	28.919	1:23.339	85.48	0.789	12:18:24.166
5 -	54.599	28.917	1:23.516	85.30	0.966	12:19:47.682
6 -	<b>53.601</b>	28.949	<b>1:22.550 (1)</b>	<b>86.30</b>		<b>12:21:10.232</b>
7 -	53.962	29.111	1:23.073 (3)	85.76	0.523	12:22:33.305
8 -	54.170	29.136	1:23.306	85.52	0.756	12:23:56.611
9 -	54.130	28.959	1:23.089	85.74	0.539	12:25:19.700
10 -	54.194	<b>28.712</b>	1:22.906 (2)	85.93	0.356	12:26:42.606

Weather / Track : Sunny / Dry

Donington Park National  
Circuit Length = 1.9790 miles  
Start: 12:12 Flag 12:25 End: 12:27

# BMCRRC - MRO Championships 2021 - Rnd 5 @ Donington National

## EDlasia Formula 400 & Blue Haze GP

### RACE 10 - SECTOR ANALYSIS



SECTOR 1 = FL to I1, SECTOR 2 = I1 to FL, DIFF = Difference To Personal Best Lap, P = Crossed Finish Line in Pit Lane, D = Time Disallowed

P17 26		Lydia THOMPSON		Kawasaki ZXR400 - Flintstone Racing - David Simons Tuning			
IDEAL LAP TIME : 1:22.839		BEST LAP TIME : 1:22.868		DIFFERENCE : 0.029			
LAP	SECTOR 1	SECTOR 2	LAP TIME	MPH	DIFF	TIME OF DAY	
1 -		29.487	1:31.193	78.12	8.325	12:14:12.589	
2 -	54.748	29.216	1:23.964	84.85	1.096	12:15:36.553	
3 -	54.344	28.928	1:23.272	85.55	0.404	12:16:59.825	
4 -	54.266	28.696	1:22.962 (3)	85.87	0.094	12:18:22.787	
5 -	55.089	28.962	1:24.051	84.76	1.183	12:19:46.838	
6 -	54.174	<b>28.694</b>	<b>1:22.868 (1)</b>	<b>85.97</b>		<b>12:21:09.706</b>	
7 -	54.263	29.155	1:23.418	85.40	0.550	12:22:33.124	
8 -	<b>54.145</b>	28.749	1:22.894 (2)	85.94	0.026	12:23:56.018	
9 -	54.402	29.040	1:23.442	85.38	0.574	12:25:19.460	
10 -	54.647	29.157	1:23.804	85.01	0.936	12:26:43.264	

P18 110 R		Mark HAIGH		Aprilia RS250 - Chesterfield Ceramic coatings/The Tuning Work			
IDEAL LAP TIME : 1:22.628		BEST LAP TIME : 1:22.822		DIFFERENCE : 0.194			
LAP	SECTOR 1	SECTOR 2	LAP TIME	MPH	DIFF	TIME OF DAY	
1 -		29.488	1:31.004	78.28	8.182	12:14:12.400	
2 -	55.935	29.643	1:25.578	83.25	2.756	12:15:37.978	
3 -	54.548	29.547	1:24.095	84.72	1.273	12:17:02.073	
4 -	53.861	28.961	<b>1:22.822 (1)</b>	<b>86.02</b>		<b>12:18:24.895</b>	
5 -	54.951	29.517	1:24.468	84.34	1.646	12:19:49.363	
6 -	54.434	<b>28.871</b>	1:23.305 (3)	85.52	0.483	12:21:12.668	
7 -	<b>53.757</b>	29.497	1:23.254 (2)	85.57	0.432	12:22:35.922	
8 -	54.757	29.770	1:24.527	84.28	1.705	12:24:00.449	
9 -	57.036	30.008	1:27.044	81.85	4.222	12:25:27.493	
10 -	54.892	29.387	1:24.279	84.53	1.457	12:26:51.772	

P19 222 S		Matthew EPPS		Kawasaki ZXR400 - M.E Vehicle Repairs			
IDEAL LAP TIME : 1:22.924		BEST LAP TIME : 1:23.280		DIFFERENCE : 0.356			
LAP	SECTOR 1	SECTOR 2	LAP TIME	MPH	DIFF	TIME OF DAY	
1 -		29.627	1:31.563	77.81	8.283	12:14:12.959	
2 -	54.733	29.238	1:23.971	84.84	0.691	12:15:36.930	
3 -	54.681	<b>28.683</b>	1:23.364 (2)	85.46	0.084	12:17:00.294	
4 -	54.535	28.745	<b>1:23.280 (1)</b>	<b>85.55</b>		<b>12:18:23.574</b>	
5 -	54.710	29.465	1:24.175	84.64	0.895	12:19:47.749	
6 -	54.709	29.199	1:23.908 (3)	84.91	0.628	12:21:11.657	
7 -	<b>54.241</b>	29.741	1:23.982	84.83	0.702	12:22:35.639	
8 -	54.830	29.601	1:24.431	84.38	1.151	12:24:00.070	
9 -	57.269	29.751	1:27.020	81.87	3.740	12:25:27.090	
10 -	55.563	29.166	1:24.729	84.08	1.449	12:26:51.819	

P20 25 S/R		Haydon SMITH		Kawasaki ZXR400 - HI-Precision Engineering Ltd			
IDEAL LAP TIME : 1:22.302		BEST LAP TIME : 1:22.760		DIFFERENCE : 0.458			
LAP	SECTOR 1	SECTOR 2	LAP TIME	MPH	DIFF	TIME OF DAY	
1 -		29.938	1:30.844	78.42	8.084	12:14:12.240	
2 -	54.069	29.130	1:23.199	85.63	0.439	12:15:35.439	
3 -	54.356	<b>28.520</b>	1:22.876 (2)	85.96	0.116	12:16:58.315	
4 -	<b>53.782</b>	28.978	<b>1:22.760 (1)</b>	<b>86.08</b>		<b>12:18:21.075</b>	
5 -	1:04.251	28.712	1:32.963	76.63	10.203	12:19:54.038	
6 -	56.119	29.178	1:25.297	83.52	2.537	12:21:19.335	
7 -	53.985	29.014	1:22.999 (3)	85.84	0.239	12:22:42.334	
8 -	55.252	29.045	1:24.297	84.51	1.537	12:24:06.631	
9 -	54.660	29.165	1:23.825	84.99	1.065	12:25:30.456	
10 -	55.146	28.724	1:23.870	84.94	1.110	12:26:54.326	

Weather / Track : Sunny / Dry

Donington Park National  
Circuit Length = 1.9790 miles  
Start: 12:12 Flag 12:25 End: 12:27

# BMCRC - MRO Championships 2021 - Rnd 5 @ Donington National

## EDlasia Formula 400 & Blue Haze GP

### RACE 10 - SECTOR ANALYSIS



SECTOR 1 = FL to I1, SECTOR 2 = I1 to FL, DIFF = Difference To Personal Best Lap, P = Crossed Finish Line in Pit Lane, D = Time Disallowed

<b>P21 75</b>		<b>Gary FRASER</b>		Kawasaki ZXR 400 -		
IDEAL LAP TIME : 1:23.320		BEST LAP TIME : 1:23.677		DIFFERENCE : 0.357		
LAP	SECTOR 1	SECTOR 2	LAP TIME	MPH	DIFF	TIME OF DAY
1 -		29.648	1:33.706	76.03	10.029	12:14:15.102
2 -	55.128	29.570	1:24.698	84.11	1.021	12:15:39.800
3 -	<b>54.592</b>	29.636	1:24.228	84.58	0.551	12:17:04.028
4 -	54.865	29.929	1:24.794	84.02	1.117	12:18:28.822
5 -	55.334	29.433	1:24.767	84.04	1.090	12:19:53.589
6 -	55.034	29.429	1:24.463	84.35	0.786	12:21:18.052
7 -	55.376	29.400	1:24.776	84.04	1.099	12:22:42.828
8 -	55.254	28.823	1:24.077 (3)	84.73	0.400	12:24:06.905
9 -	54.654	29.023	<b>1:23.677 (1)</b>	<b>85.14</b>		<b>12:25:30.582</b>
10 -	55.233	<b>28.728</b>	1:23.961 (2)	84.85	0.284	12:26:54.543

<b>P22 170</b>		<b>Andrew BURSCOUGH</b>		Yamaha YPVS 350 - Apollo/Merlin/Abbey/Martitanium		
IDEAL LAP TIME : 1:24.806		BEST LAP TIME : 1:24.979		DIFFERENCE : 0.173		
LAP	SECTOR 1	SECTOR 2	LAP TIME	MPH	DIFF	TIME OF DAY
1 -		29.777	1:32.375	77.12	7.396	12:14:13.771
2 -	55.498	<b>29.481</b>	<b>1:24.979 (1)</b>	<b>83.84</b>		<b>12:15:38.750</b>
3 -	<b>55.325</b>	30.238	1:25.563 (2)	83.26	0.584	12:17:04.313
4 -	55.540	30.129	1:25.669 (3)	83.16	0.690	12:18:29.982
5 -	55.963	29.780	1:25.743	83.09	0.764	12:19:55.725
6 -	55.705	30.116	1:25.821	83.01	0.842	12:21:21.546
7 -	55.696	30.033	1:25.729	83.10	0.750	12:22:47.275
8 -	56.437	30.317	1:26.754	82.12	1.775	12:24:14.029
9 -	56.760	29.619	1:26.379	82.48	1.400	12:25:40.408

<b>P23 138</b>		<b>Andrew Finlay HOWE</b>		Kawasaki ZXR400L - Finlay Howe Ltd		
IDEAL LAP TIME : 1:24.738		BEST LAP TIME : 1:24.945		DIFFERENCE : 0.207		
LAP	SECTOR 1	SECTOR 2	LAP TIME	MPH	DIFF	TIME OF DAY
1 -		<b>29.961</b>	1:34.716	75.22	9.771	12:14:16.112
2 -	54.954	30.060	1:25.014 (2)	83.80	0.069	12:15:41.126
3 -	<b>54.777</b>	30.168	<b>1:24.945 (1)</b>	<b>83.87</b>		<b>12:17:06.071</b>
4 -	55.272	29.993	1:25.265	83.55	0.320	12:18:31.336
5 -	55.648	30.039	1:25.687	83.14	0.742	12:19:57.023
6 -	55.202	30.016	1:25.218 (3)	83.60	0.273	12:21:22.241
7 -	55.279	30.362	1:25.641	83.19	0.696	12:22:47.882
8 -	56.628	30.043	1:26.671	82.20	1.726	12:24:14.553
9 -	56.459	30.176	1:26.635	82.23	1.690	12:25:41.188

<b>P24 88 GP</b>		<b>George PRINOS</b>		Yamaha TZ250 - KAPPA PLANNING LTD		
IDEAL LAP TIME : 1:24.698		BEST LAP TIME : 1:24.698		DIFFERENCE : 0.000		
LAP	SECTOR 1	SECTOR 2	LAP TIME	MPH	DIFF	TIME OF DAY
1 -		30.979	1:37.920	72.75	13.222	12:14:19.316
2 -	56.691	29.677	1:26.368	82.49	1.670	12:15:45.684
3 -	55.780	30.159	1:25.939	82.90	1.241	12:17:11.623
4 -	56.660	29.084	1:25.744	83.09	1.046	12:18:37.367
5 -	56.111	29.421	1:25.532 (3)	83.29	0.834	12:20:02.899
6 -	57.084	29.553	1:26.637	82.23	1.939	12:21:29.536
7 -	56.379	29.221	1:25.600	83.23	0.902	12:22:55.136
8 -	<b>55.618</b>	<b>29.080</b>	<b>1:24.698 (1)</b>	<b>84.11</b>		<b>12:24:19.834</b>
9 -	55.784	29.191	1:24.975 (2)	83.84	0.277	12:25:44.809

Weather / Track : Sunny / Dry

Donington Park National  
Circuit Length = 1.9790 miles  
Start: 12:12 Flag 12:25 End: 12:27

# BMCRC - MRO Championships 2021 - Rnd 5 @ Donington National

## EDlasia Formula 400 & Blue Haze GP

### RACE 10 - SECTOR ANALYSIS



SECTOR 1 = FL to I1, SECTOR 2 = I1 to FL, DIFF = Difference To Personal Best Lap, P = Crossed Finish Line in Pit Lane, D = Time Disallowed

P25 19 R		James O'MARA		Kawasaki NINJA 300 - BRP Machining Ltd			
IDEAL LAP TIME : 1:25.140		BEST LAP TIME : 1:25.405		DIFFERENCE : 0.265			
LAP	SECTOR 1	SECTOR 2	LAP TIME	MPH	DIFF	TIME OF DAY	
1 -		31.152	1:35.341	74.72	9.936	12:14:16.737	
2 -	57.767	30.117	1:27.884	81.06	2.479	12:15:44.621	
3 -	55.497	30.637	1:26.134	82.71	0.729	12:17:10.755	
4 -	55.549	29.856	<b>1:25.405 (1)</b>	<b>83.42</b>		<b>12:18:36.160</b>	
5 -	<b>55.439</b>	30.116	1:25.555 (2)	83.27	0.150	12:20:01.715	
6 -	56.106	29.920	1:26.026 (3)	82.81	0.621	12:21:27.741	
7 -	55.467	30.703	1:26.170	82.68	0.765	12:22:53.911	
8 -	55.832	30.768	1:26.600	82.27	1.195	12:24:20.511	
9 -	56.460	<b>29.701</b>	1:26.161	82.68	0.756	12:25:46.672	

P26 175 R		Aaron LILLY		Yamaha R3 - AL Graphics			
IDEAL LAP TIME : 1:24.972		BEST LAP TIME : 1:25.440		DIFFERENCE : 0.468			
LAP	SECTOR 1	SECTOR 2	LAP TIME	MPH	DIFF	TIME OF DAY	
1 -		30.501	1:35.540	74.57	10.100	12:14:16.936	
2 -	56.126	30.214	1:26.340	82.51	0.900	12:15:43.276	
3 -	56.465	30.200	1:26.665	82.20	1.225	12:17:09.941	
4 -	55.801	29.945	1:25.746 (2)	83.09	0.306	12:18:35.687	
5 -	55.887	30.407	1:26.294	82.56	0.854	12:20:01.981	
6 -	56.229	29.977	1:26.206	82.64	0.766	12:21:28.187	
7 -	<b>55.387</b>	30.053	<b>1:25.440 (1)</b>	<b>83.38</b>		<b>12:22:53.627</b>	
8 -	56.300	30.913	1:27.213	81.69	1.773	12:24:20.840	
9 -	56.534	<b>29.585</b>	1:26.119 (3)	82.73	0.679	12:25:46.959	

P27 42 S		David ATKINS		Honda CBR400 -			
IDEAL LAP TIME : 1:25.253		BEST LAP TIME : 1:25.516		DIFFERENCE : 0.263			
LAP	SECTOR 1	SECTOR 2	LAP TIME	MPH	DIFF	TIME OF DAY	
1 -		30.578	1:36.171	74.08	10.655	12:14:17.567	
2 -	57.631	30.685	1:28.316	80.67	2.800	12:15:45.883	
3 -	56.644	30.301	1:26.945	81.94	1.429	12:17:12.828	
4 -	56.034	<b>29.887</b>	1:25.921 (3)	82.92	0.405	12:18:38.749	
5 -	<b>55.366</b>	30.150	<b>1:25.516 (1)</b>	<b>83.31</b>		<b>12:20:04.265</b>	
6 -	57.415	30.255	1:27.670	81.26	2.154	12:21:31.935	
7 -	55.663	29.925	1:25.588 (2)	83.24	0.072	12:22:57.523	
8 -	55.822	30.308	1:26.130	82.71	0.614	12:24:23.653	
9 -	56.751	30.325	1:27.076	81.82	1.560	12:25:50.729	

P28 39		Peter PARAPANOS		Kawasaki NINJA 300 - AMR Glasgow Kawasaki			
IDEAL LAP TIME : 1:28.883		BEST LAP TIME : 1:29.065		DIFFERENCE : 0.182			
LAP	SECTOR 1	SECTOR 2	LAP TIME	MPH	DIFF	TIME OF DAY	
1 -		31.746	1:40.025	71.22	10.960	12:14:21.421	
2 -	59.480	31.974	1:31.454	77.90	2.389	12:15:52.875	
3 -	<b>57.777</b>	31.581	1:29.358 (2)	79.73	0.293	12:17:22.233	
4 -	58.298	31.300	1:29.598	79.51	0.533	12:18:51.831	
5 -	58.623	31.201	1:29.824	79.31	0.759	12:20:21.655	
6 -	57.959	<b>31.106</b>	<b>1:29.065 (1)</b>	<b>79.99</b>		<b>12:21:50.720</b>	
7 -	58.190	31.700	1:29.890	79.25	0.825	12:23:20.610	
8 -	59.268	31.348	1:30.616	78.62	1.551	12:24:51.226	
9 -	58.273	31.316	1:29.589 (3)	79.52	0.524	12:26:20.815	

Weather / Track : Sunny / Dry

Donington Park National  
Circuit Length = 1.9790 miles  
Start: 12:12 Flag 12:25 End: 12:27

# BMCRC - MRO Championships 2021 - Rnd 5 @ Donington National

## EDlasia Formula 400 & Blue Haze GP

### RACE 10 - SECTOR ANALYSIS



SECTOR 1 = FL to I1, SECTOR 2 = I1 to FL, DIFF = Difference To Personal Best Lap, P = Crossed Finish Line in Pit Lane, D = Time Disallowed

P29 400		Stuart THURTLÉ		Kawasaki NINJA 300 - TeamTortoise Racing		
IDEAL LAP TIME : 1:29.091		BEST LAP TIME : 1:29.100		DIFFERENCE : 0.009		
LAP	SECTOR 1	SECTOR 2	LAP TIME	MPH	DIFF	TIME OF DAY
1 -		31.668	1:39.432	71.65	10.332	12:14:20.828
2 -	59.459	31.734	1:31.193	78.12	2.093	12:15:52.021
3 -	57.659	<b>31.441</b>	<b>1:29.100 (1)</b>	<b>79.96</b>		<b>12:17:21.121</b>
4 -	58.187	31.475	1:29.662 (3)	79.46	0.562	12:18:50.783
5 -	<b>57.650</b>	31.727	1:29.377 (2)	79.71	0.277	12:20:20.160
6 -	58.422	<b>31.441</b>	1:29.863	79.28	0.763	12:21:50.023
7 -	58.010	31.888	1:29.898	79.25	0.798	12:23:19.921
8 -	58.878	31.622	1:30.500	78.72	1.400	12:24:50.421
9 -	58.775	31.720	1:30.495	78.72	1.395	12:26:20.916

P30 73 R		Colvin TURNER		Yamaha TZR250 -		
IDEAL LAP TIME : 1:27.433		BEST LAP TIME : 1:27.433		DIFFERENCE : 0.000		
LAP	SECTOR 1	SECTOR 2	LAP TIME	MPH	DIFF	TIME OF DAY
1 -		33.280	1:39.470	71.62	12.037	12:14:20.866
2 -	<b>57.394</b>	<b>30.039</b>	<b>1:27.433 (1)</b>	<b>81.48</b>		<b>12:15:48.299</b>
3 -	57.492	31.380	1:28.872 (2)	80.16	1.439	12:17:17.171
4 -	59.106	31.721	1:30.827	78.44	3.394	12:18:47.998
5 -	58.811	32.027	1:30.838	78.43	3.405	12:20:18.836
6 -	58.747	31.247	1:29.994 (3)	79.16	2.561	12:21:48.830
7 -	58.714	32.166	1:30.880	78.39	3.447	12:23:19.710
8 -	58.685	31.821	1:30.506	78.72	3.073	12:24:50.216
9 -	58.619	32.251	1:30.870	78.40	3.437	12:26:21.086

P31 188		David COURT		Kawasaki NINJA 300 -		
IDEAL LAP TIME : 1:28.955		BEST LAP TIME : 1:29.421		DIFFERENCE : 0.466		
LAP	SECTOR 1	SECTOR 2	LAP TIME	MPH	DIFF	TIME OF DAY
1 -		31.672	1:39.141	71.86	9.720	12:14:20.537
2 -	1:00.089	31.687	1:31.776	77.63	2.355	12:15:52.313
3 -	<b>57.819</b>	31.602	<b>1:29.421 (1)</b>	<b>79.67</b>		<b>12:17:21.734</b>
4 -	58.199	31.781	1:29.980 (3)	79.18	0.559	12:18:51.714
5 -	58.302	32.129	1:30.431	78.78	1.010	12:20:22.145
6 -	58.468	31.539	1:30.007	79.15	0.586	12:21:52.152
7 -	57.876	31.554	1:29.430 (2)	79.66	0.009	12:23:21.582
8 -	59.351	<b>31.136</b>	1:30.487	78.73	1.066	12:24:52.069
9 -	58.682	31.599	1:30.281	78.91	0.860	12:26:22.350

P32 174 GP		David BOWLER		Yamaha TZ 250 4DP -		
IDEAL LAP TIME : 1:27.225		BEST LAP TIME : 1:27.225		DIFFERENCE : 0.000		
LAP	SECTOR 1	SECTOR 2	LAP TIME	MPH	DIFF	TIME OF DAY
1 -		52.095	1:58.657	60.04	31.432	12:14:40.053
2 -	58.221	31.142	1:29.363	79.72	2.138	12:16:09.416
3 -	57.863	30.856	1:28.719	80.30	1.494	12:17:38.135
4 -	57.945	30.797	1:28.742	80.28	1.517	12:19:06.877
5 -	57.482	31.306	1:28.788	80.24	1.563	12:20:35.665
6 -	57.968	30.954	1:28.922	80.12	1.697	12:22:04.587
7 -	<b>56.712</b>	<b>30.513</b>	<b>1:27.225 (1)</b>	<b>81.68</b>		<b>12:23:31.812</b>
8 -	56.816	30.814	1:27.630 (2)	81.30	0.405	12:24:59.442
9 -	57.698	30.560	1:28.258 (3)	80.72	1.033	12:26:27.700

Weather / Track : Sunny / Dry

Donington Park National  
Circuit Length = 1.9790 miles  
Start: 12:12 Flag 12:25 End: 12:27

# BMCRC - MRO Championships 2021 - Rnd 5 @ Donington National

## EDlasia Formula 400 & Blue Haze GP

### RACE 10 - SECTOR ANALYSIS



SECTOR 1 = FL to I1, SECTOR 2 = I1 to FL, DIFF = Difference To Personal Best Lap, P = Crossed Finish Line in Pit Lane, D = Time Disallowed

P33 83 R		Simon CHAPPELL		Kawasaki NINJA 300 -			
IDEAL LAP TIME : 1:33.159		BEST LAP TIME : 1:33.206		DIFFERENCE : 0.047			
LAP	SECTOR 1	SECTOR 2	LAP TIME	MPH	DIFF	TIME OF DAY	
1 -		34.116	1:45.100	67.78	11.894	12:14:26.496	
2 -	1:04.203	33.249	1:37.452	73.10	4.246	12:16:03.948	
3 -	1:02.430	33.238	1:35.668	74.47	2.462	12:17:39.616	
4 -	1:02.029	33.068	1:35.097	74.91	1.891	12:19:14.713	
5 -	1:02.891	32.941	1:35.832	74.34	2.626	12:20:50.545	
6 -	<b>1:01.086</b>	32.655	1:33.741 (2)	76.00	0.535	12:22:24.286	
7 -	1:01.377	32.983	1:34.360	75.50	1.154	12:23:58.646	
8 -	1:01.133	<b>32.073</b>	<b>1:33.206 (1)</b>	<b>76.43</b>		<b>12:25:31.852</b>	
9 -	1:01.859	32.168	1:34.027 (3)	75.77	0.821	12:27:05.879	

P34 45		Mark THOMPSON		Kawasaki ZXR400 - Flintstone Tyres / David Simon Tuning			
IDEAL LAP TIME : 1:18.109		BEST LAP TIME : 1:18.504		DIFFERENCE : 0.395			
LAP	SECTOR 1	SECTOR 2	LAP TIME	MPH	DIFF	TIME OF DAY	
1 -		28.050	1:24.360	84.45	5.856	12:14:05.756	
2 -	51.631	28.060	1:19.691	89.40	1.187	12:15:25.447	
3 -	51.141	<b>27.601</b>	1:18.742 (2)	90.48	0.238	12:16:44.189	
4 -	51.767	28.332	1:20.099	88.94	1.595	12:18:04.288	
5 -	50.686	28.107	1:18.793 (3)	90.42	0.289	12:19:23.081	
6 -	52.457	28.002	1:20.459	88.54	1.955	12:20:43.540	
7 -	51.828	27.973	1:19.801	89.28	1.297	12:22:03.341	
8 -	<b>50.508</b>	27.996	<b>1:18.504 (1)</b>	<b>90.75</b>		<b>12:23:21.845</b>	

P35 32 R		Conor MURRAY		Kawasaki NINJA 300 -			
IDEAL LAP TIME : 1:25.173		BEST LAP TIME : 1:25.691		DIFFERENCE : 0.518			
LAP	SECTOR 1	SECTOR 2	LAP TIME	MPH	DIFF	TIME OF DAY	
1 -		30.827	1:35.351	74.72	9.660	12:14:16.747	
2 -	57.683	30.452	1:28.135	80.83	2.444	12:15:44.882	
3 -	<b>55.346</b>	30.345	<b>1:25.691 (1)</b>	<b>83.14</b>		<b>12:17:10.573</b>	
4 -	56.003	<b>29.827</b>	1:25.830 (2)	83.00	0.139	12:18:36.403	
5 -	55.573	30.535	1:26.108	82.74	0.417	12:20:02.511	
6 -	56.211	30.264	1:26.475	82.38	0.784	12:21:28.986	
7 -	55.809	30.204	1:26.013 (3)	82.83	0.322	12:22:54.999	
8 -	56.193	30.571	1:26.764	82.11	1.073	12:24:21.763	

P36 58 S/R		Stephen KIRKWOOD		KTM RC390 -			
IDEAL LAP TIME : 1:37.080		BEST LAP TIME : 1:37.287		DIFFERENCE : 0.207			
LAP	SECTOR 1	SECTOR 2	LAP TIME	MPH	DIFF	TIME OF DAY	
1 -		33.888	1:44.725	68.03	7.438	12:14:26.121	
2 -	1:04.356	34.009	1:38.365	72.43	1.078	12:16:04.486	
3 -	1:04.655	34.078	1:38.733	72.16	1.446	12:17:43.219	
4 -	1:04.407	33.437	1:37.844 (2)	72.81	0.557	12:19:21.063	
5 -	1:04.591	<b>33.286</b>	1:37.877 (3)	72.79	0.590	12:20:58.940	
6 -	<b>1:03.794</b>	33.493	<b>1:37.287 (1)</b>	<b>73.23</b>		<b>12:22:36.227</b>	
7 -	1:08.919	33.643	1:42.562	69.46	5.275	12:24:18.789	

P37 154		Keith CHAMBERS		Kawasaki ZXR400 - ADR Race Graphics			
IDEAL LAP TIME : 1:28.511		BEST LAP TIME : 1:28.511		DIFFERENCE : 0.000			
LAP	SECTOR 1	SECTOR 2	LAP TIME	MPH	DIFF	TIME OF DAY	
1 -		33.294	1:39.174	71.83	10.663	12:14:20.570	
2 -	59.475	31.138	1:30.613 (3)	78.62	2.102	12:15:51.183	
3 -	<b>57.399</b>	<b>31.112</b>	<b>1:28.511 (1)</b>	<b>80.49</b>		<b>12:17:19.694</b>	
4 -	58.305	31.136	1:29.441 (2)	79.65	0.930	12:18:49.135	

Weather / Track : Sunny / Dry

Donington Park National  
Circuit Length = 1.9790 miles  
Start: 12:12 Flag 12:25 End: 12:27

# BMCRC - MRO Championships 2021 - Rnd 5 @ Donington National

## EDlasia Formula 400 & Blue Haze GP

### RACE 10 - SECTOR ANALYSIS



SECTOR 1 = FL to I1, SECTOR 2 = I1 to FL, DIFF = Difference To Personal Best Lap, P = Crossed Finish Line in Pit Lane, D = Time Disallowed

<b>P38 119 GP</b>		<b>Ian STANFORD</b>		Honda RS 250 - N and J Stanford Suspended Ceilings and Parti			
IDEAL LAP TIME : 1:17.627		BEST LAP TIME : 1:18.987		DIFFERENCE : 1.360			
LAP	SECTOR 1	SECTOR 2	LAP TIME	MPH	DIFF	TIME OF DAY	
1 -		27.919	1:22.736	86.11	3.749	12:14:04.132	
2 -	<b>50.118</b>	29.269	1:19.387 (2)	89.74	0.400	12:15:23.519	
3 -	51.478	<b>27.509</b>	<b>1:18.987 (1)</b>	<b>90.20</b>		<b>12:16:42.506</b>	

# BMCRC - MRO Championships 2021 - Rnd 5 @ Donington National

## EDlasia Formula 400 & Blue Haze GP

### RACE 10 - BEST SECTORS

SECTOR 1				SECTOR 2				IDEAL / BEST COMPARISON				
POS	NO	NAME	TIME	NO	NAME	TIME	POS	NO	NAME	IDEAL	BEST	DIFF
									<b>PERFECT LAP</b>	<b>1:15.737</b>		
1	1	ATKINSON	49.091	51	WHOLEY	26.646	1	1	ATKINSON	1:15.898	1:15.898	0.000
2	51	WHOLEY	49.652	22	BALLERINI	26.737	2	51	WHOLEY	1:16.298	1:16.339	0.041
3	22	BALLERINI	49.736	117	HALL	26.764	3	22	BALLERINI	1:16.473	1:16.518	0.045
4	117	HALL	49.837	1	ATKINSON	26.807	4	117	HALL	1:16.601	1:17.173	0.572
5	119	STANFORD	50.118	92	WAINWRIGHT	27.328	5	119	STANFORD	1:17.627	1:18.987	1.360
6	4	SEATH	50.487	4	SEATH	27.362	6	4	SEATH	1:17.849	1:18.670	0.821
7	45	THOMPSON	50.508	119	STANFORD	27.509	7	45	THOMPSON	1:18.109	1:18.504	0.395
8	92	WAINWRIGHT	51.007	45	THOMPSON	27.601	8	92	WAINWRIGHT	1:18.335	1:18.421	0.086
9	30	COOPER	52.040	12	MARTIN	28.052	9	30	COOPER	1:20.120	1:20.212	0.092
10	12	MARTIN	52.096	30	COOPER	28.080	10	12	MARTIN	1:20.148	1:20.443	0.295
11	85	ROBINSON	52.260	47	CLARK	28.114	11	85	ROBINSON	1:20.622	1:20.760	0.138
12	881	STANLEY	52.437	881	STANLEY	28.221	12	881	STANLEY	1:20.658	1:20.793	0.135
13	47	CLARK	52.637	85	ROBINSON	28.362	13	47	CLARK	1:20.751	1:20.888	0.137
14	69	HARVIEK	53.050	25	SMITH	28.520	14	69	HARVIEK	1:21.641	1:21.955	0.314
15	136	HEWITT	53.085	351	DIGBY-BAKER	28.558	15	0	TOLAND	1:21.918	1:22.046	0.128
16	0	TOLAND	53.293	69	HARVIEK	28.591	16	136	HEWITT	1:21.962	1:22.153	0.191
17	351	DIGBY-BAKER	53.475	0	TOLAND	28.625	17	351	DIGBY-BAKER	1:22.033	1:22.372	0.339
18	64	ELLIS	53.601	222	EPPS	28.683	18	25	SMITH	1:22.302	1:22.760	0.458
19	110	HAIGH	53.757	26	THOMPSON	28.694	19	64	ELLIS	1:22.313	1:22.550	0.237
20	25	SMITH	53.782	64	ELLIS	28.712	20	110	HAIGH	1:22.628	1:22.822	0.194
21	26	THOMPSON	54.145	75	FRASER	28.728	21	26	THOMPSON	1:22.839	1:22.868	0.029
22	222	EPPS	54.241	110	HAIGH	28.871	22	222	EPPS	1:22.924	1:23.280	0.356
23	75	FRASER	54.592	136	HEWITT	28.877	23	75	FRASER	1:23.320	1:23.677	0.357
24	138	HOWE	54.777	88	PRINOS	29.080	24	88	PRINOS	1:24.698	1:24.698	0.000
25	170	BURSCOUGH	55.325	170	BURSCOUGH	29.481	25	138	HOWE	1:24.738	1:24.945	0.207
26	32	MURRAY	55.346	175	LILLY	29.585	26	170	BURSCOUGH	1:24.806	1:24.979	0.173
27	42	ATKINS	55.366	19	O'MARA	29.701	27	175	LILLY	1:24.972	1:25.440	0.468
28	175	LILLY	55.387	32	MURRAY	29.827	28	19	O'MARA	1:25.140	1:25.405	0.265
29	19	O'MARA	55.439	42	ATKINS	29.887	29	32	MURRAY	1:25.173	1:25.691	0.518
30	88	PRINOS	55.618	138	HOWE	29.961	30	42	ATKINS	1:25.253	1:25.516	0.263
31	174	BOWLER	56.712	73	TURNER	30.039	31	174	BOWLER	1:27.225	1:27.225	0.000
32	73	TURNER	57.394	174	BOWLER	30.513	32	73	TURNER	1:27.433	1:27.433	0.000
33	154	CHAMBERS	57.399	39	PARAPANOS	31.106	33	154	CHAMBERS	1:28.511	1:28.511	0.000
34	400	THURTLIE	57.650	154	CHAMBERS	31.112	34	39	PARAPANOS	1:28.883	1:29.065	0.182
35	39	PARAPANOS	57.777	188	COURT	31.136	35	188	COURT	1:28.955	1:29.421	0.466
36	188	COURT	57.819	400	THURTLIE	31.441	36	400	THURTLIE	1:29.091	1:29.100	0.009
37	83	CHAPPELL	1:01.086	83	CHAPPELL	32.073	37	83	CHAPPELL	1:33.159	1:33.206	0.047
38	58	KIRKWOOD	1:03.794	58	KIRKWOOD	33.286	38	58	KIRKWOOD	1:37.080	1:37.287	0.207

Weather / Track : Sunny / Dry

Donington Park National  
Circuit Length = 1.9790 miles  
Start: 12:12 Flag 12:25 End: 12:27

Results can be found at [www.tsl-timing.com](http://www.tsl-timing.com)

Printed - 12:27 Sunday, 05 September 2021



# BMCRC - MRO Championships 2021 - Rnd 5 @ Donington National

## EDlasia Formula 400 & Blue Haze GP

### RACE 10 - STATISTICS

**Competitors Started** 38  
**Planned Start** 2021-09-05 @ 12:25:00.000  
**Actual Start** 2021-09-05 @ 12:12:41.395  
**Finish Time** 2021-09-05 @ 12:25:35.856  
**Track Length** 1.9790mi.  
**Total Laps** 348  
**Total Distance Covered** 688.7154mi.

#### Session Fastest Lap History

NO	CL	NAME	LAP TIME	TIME OF DAY	LAP	VEHICLE
22	GP	Rik BALLERINI	1:16.937	12:15:18.531	2	Yamaha TZ250
1	GP	Phil ATKINSON	1:16.516	12:15:20.416	2	Yamaha TZ350
1	GP	Phil ATKINSON	1:16.010	12:16:36.426	3	Yamaha TZ350
1	GP	Phil ATKINSON	1:15.898	12:17:52.324	4	Yamaha TZ350

#### Session Leader History

NO	CL	NAME	FROM LAP	LAPS LED	DISTANCE	VEHICLE
22	GP	Rik BALLERINI	1	7	13.81 miles	Yamaha TZ250
1	GP	Phil ATKINSON	8	1	1.97 miles	Yamaha TZ350
22	GP	Rik BALLERINI	9	2	3.95 miles	Yamaha TZ250

#### Flag History

TYPE	TIME OF DAY
GREEN	12:12:41.395
FINISH	12:25:35.856

#### Flag Statistics

TYPE	COUNT	TOTAL LAPS	TOTAL TIME
Green	1	10	14:32.974
Red	0	0	0.000
Safety Car	0	0	0.000
FCY	0	0	0.000

# BMCRC - MRO Championships 2021 - Rnd 5 @ Donington National

## EDlasia Formula 400 & Blue Haze GP

### RACE 10 - STATISTICS

**CLASS :**

13 Starters

#### Fastest Lap History

NO	NAME	LAP TIME	TIME OF DAY	LAP	VEHICLE
4	James SEATH	1:19.782	12:15:25.065	2	Kawasaki ZXR400 L9
45	Mark THOMPSON	1:19.691	12:15:25.448	2	Kawasaki ZXR400
4	James SEATH	1:18.670	12:16:43.734	3	Kawasaki ZXR400 L9
45	Mark THOMPSON	1:18.504	12:23:21.845	8	Kawasaki ZXR400

#### Leader History

NO	NAME	FROM LAP	LAPS LED	DISTANCE	VEHICLE
4	James SEATH	1	7	13.81 miles	Kawasaki ZXR400 L9
45	Mark THOMPSON	8	1	1.97 miles	Kawasaki ZXR400
4	James SEATH	9	2	3.95 miles	Kawasaki ZXR400 L9

# BMCRC - MRO Championships 2021 - Rnd 5 @ Donington National

## EDlasia Formula 400 & Blue Haze GP

### RACE 10 - STATISTICS

**CLASS : R**

6 Starters

#### Fastest Lap History

NO	NAME	LAP TIME	TIME OF DAY	LAP	VEHICLE
110	Mark HAIGH	1:25.578	12:15:38.003	2	Aprilia RS250
110	Mark HAIGH	1:24.095	12:17:02.099	3	Aprilia RS250
110	Mark HAIGH	1:22.822	12:18:24.919	4	Aprilia RS250

#### Leader History

NO	NAME	FROM LAP	LAPS LED	DISTANCE	VEHICLE
110	Mark HAIGH	1	10	19.75 miles	Aprilia RS250

# BMCRC - MRO Championships 2021 - Rnd 5 @ Donington National

## EDlasia Formula 400 & Blue Haze GP

### RACE 10 - STATISTICS

**CLASS : S/R**

2 Starters

#### Fastest Lap History

NO	NAME	LAP TIME	TIME OF DAY	LAP	VEHICLE
25	Haydon SMITH	1:23.199	12:15:35.442	2	Kawasaki ZXR400
25	Haydon SMITH	1:22.876	12:16:58.318	3	Kawasaki ZXR400
25	Haydon SMITH	1:22.760	12:18:21.078	4	Kawasaki ZXR400

#### Leader History

NO	NAME	FROM LAP	LAPS LED	DISTANCE	VEHICLE
25	Haydon SMITH	1	10	19.75 miles	Kawasaki ZXR400

# BMCRC - MRO Championships 2021 - Rnd 5 @ Donington National

## EDlasia Formula 400 & Blue Haze GP

### RACE 10 - STATISTICS

**CLASS : S**

5 Starters

#### Fastest Lap History

NO	NAME	LAP TIME	TIME OF DAY	LAP	VEHICLE
30	Alan COOPER	1:20.212	12:15:26.889	2	Yamaha TZR250

#### Leader History

NO	NAME	FROM LAP	LAPS LED	DISTANCE	VEHICLE
30	Alan COOPER	1	10	19.75 miles	Yamaha TZR250

# BMCRC - MRO Championships 2021 - Rnd 5 @ Donington National

## EDlasia Formula 400 & Blue Haze GP

### RACE 10 - STATISTICS

**CLASS : GP**

12 Starters

#### Fastest Lap History

NO	NAME	LAP TIME	TIME OF DAY	LAP	VEHICLE
22	Rik BALLERINI	1:16.937	12:15:18.531	2	Yamaha TZ250
1	Phil ATKINSON	1:16.516	12:15:20.416	2	Yamaha TZ350
1	Phil ATKINSON	1:16.010	12:16:36.426	3	Yamaha TZ350
1	Phil ATKINSON	1:15.898	12:17:52.324	4	Yamaha TZ350

#### Leader History

NO	NAME	FROM LAP	LAPS LED	DISTANCE	VEHICLE
22	Rik BALLERINI	1	7	13.81 miles	Yamaha TZ250
1	Phil ATKINSON	8	1	1.97 miles	Yamaha TZ350
22	Rik BALLERINI	9	2	3.95 miles	Yamaha TZ250

# BMCRC - MRO Championships 2021 - Rnd 5 @ Donington National



## EDlasia Formula 400 & Blue Haze GP



### RACE 21 - GRID (10 Laps)

ROW 13	39		1:37.287	38	<b>58</b> Stephen KIRKWOOD	37	<b>83</b> Simon CHAPPELL	1:33.206
ROW 12	36	<b>188</b> David COURT	1:29.421	35	<b>400</b> Stuart THURTLÉ	34	<b>39</b> Peter PARAPANOS	1:29.065
ROW 11	33	<b>154</b> Keith CHAMBERS	1:28.511	32	<b>73</b> Colvin TURNER	31	<b>174</b> David BOWLER	1:27.225
ROW 10	30	<b>32</b> Conor MURRAY	1:25.691	29	<b>42</b> David ATKINS	28	<b>175</b> Aaron LILLY	1:25.440
ROW 9	27	<b>19</b> James O'MARA	1:25.405	26	<b>170</b> Andrew BURSCOUGH	25	<b>138</b> Andrew Finlay HOWE	1:24.945
ROW 8	24	<b>88</b> George PRINOS	1:24.698	23	<b>75</b> Gary FRASER	22	<b>222</b> Matthew EPPS	1:23.280
ROW 7	21	<b>26</b> Lydia THOMPSON	1:22.868	20	<b>110</b> Mark HAIGH	19	<b>25</b> Haydon SMITH	1:22.760
ROW 6	18	<b>64</b> Phil ELLIS	1:22.550	17	<b>351</b> Sam DIGBY-BAKER	16	<b>136</b> Rich HEWITT	1:22.153
ROW 5	15	<b>0</b> Paul TOLAND	1:22.046	14	<b>69</b> Dave HARVIEK	13	<b>47</b> Allan CLARK	1:20.888
ROW 4	12	<b>881</b> Michael STANLEY	1:20.793	11	<b>85</b> James ROBINSON	10	<b>12</b> Adrian MARTIN	1:20.443
ROW 3	9	<b>30</b> Alan COOPER	1:20.212	8	<b>119</b> Ian STANFORD	7	<b>4</b> James SEATH	1:18.670
ROW 2	6	<b>45</b> Mark THOMPSON	1:18.504	5	<b>92</b> Jordan WAINWRIGHT	4	<b>117</b> Stuart HALL	1:17.173
ROW 1	3	<b>22</b> Rik BALLERINI	1:16.518	2	<b>51</b> Kevin WHOLEY	1	<b>1</b> Phil ATKINSON	1:15.898

**Pole**

Donington Park National  
Circuit Length = 1.9790 miles

These results are provisional until the conclusion of any judicial and technical matters.

Clerk Of Course :	Stewards :	Timekeeper :
-------------------	------------	--------------

Results can be found at [www.tsl-timing.com](http://www.tsl-timing.com)

Printed - 12:29 Sunday, 05 September 2021



# BMCRC - MRO Championships 2021 - Rnd 5 @ Donington National



## EDlasia Formula 400 & Blue Haze GP



### RACE 21 - CLASSIFICATION

POS	NO	CL	PIC NAME	ENTRY	LAPS	TIME	GAP	DIFF	MPH	BEST	ON
1	1	GP	1 Phil ATKINSON	Yamaha TZ350 - Rose mot centre	10	12:54.690			91.79	1:16.346	4
2	117	GP	2 Stuart HALL	Yamaha TZ250 -	10	12:55.570	0.880	0.880	91.68	1:16.237	4
3	51	GP	3 Kevin WHOLEY	Yamaha TZ 250 - Twistgrip Motorcycles	10	13:07.415	12.725	11.845	90.30	1:17.570	4
4	92	GP	4 Jordan WAINWRIGHT	Yamaha TZ T -	10	13:19.501	24.811	12.086	88.94	1:18.640	4
5	45		1 Mark THOMPSON	Kawasaki ZXR400 - Flintstone Tyres / David Simon 1	10	13:20.053	25.363	0.552	88.88	1:19.020	10
6	4		2 James SEATH	Kawasaki ZXR400 L9 - Ovenden Earthmoving	10	13:27.012	32.322	6.959	88.11	1:19.449	2
7	12	GP	5 Adrian MARTIN	Yamaha TZ250 - Strategic business development &s	10	13:43.831	49.141	16.819	86.31	1:20.446	2
8	85		3 James ROBINSON	Kawasaki ZXR400 - claire palastanga ceramics	10	13:46.224	51.534	2.393	86.06	1:21.346	6
9	30	S	1 Alan COOPER	Yamaha TZR250 - twistgrip motorcycles	10	13:46.589	51.899	0.365	86.02	1:21.589	8
10	0	GP	6 Paul TOLAND	Yamaha TZ250 - Kippers keys	10	13:54.164	59.474	7.575	85.24	1:21.531	9
11	69	GP	7 Dave HARVIEK	Yamaha TZ250 4DP - NW Roofing London Ltd	10	13:54.478	59.788	0.314	85.21	1:21.679	10
12	64	GP	8 Phil ELLIS	Yamaha TZ250B -	10	13:54.707	1:00.017	0.229	85.19	1:21.417	10
13	351	S	2 Sam DIGBY-BAKER	Kawasaki ZXR400 -	10	13:55.759	1:01.069	1.052	85.08	1:21.879	10
14	136		4 Rich HEWITT	Suzuki GSXR400 - Mirror Image Body Repairs	10	13:59.312	1:04.622	3.553	84.72	1:22.215	5
15	75		5 Gary FRASER	Kawasaki ZXR 400 -	10	14:11.444	1:16.754	12.132	83.51	1:23.080	9
16	25	S/R	1 Haydon SMITH	Kawasaki ZXR400 - HI-Precision Engineering Ltd	10	14:11.572	1:16.882	0.128	83.50	1:23.528	10
17	222	S	3 Matthew EPPS	Kawasaki ZXR400 - M.E Vehicle Repairs	10	14:12.298	1:17.608	0.726	83.43	1:23.312	10
18	26		6 Lydia THOMPSON	Kawasaki ZXR400 - Flintstone Racing - David Simon	9	12:54.898	1 Lap	1 Lap	82.57	1:24.756	5
19	19	R	1 James O'MARA	Kawasaki NINJA 300 - BRP Machining Ltd	9	12:55.821	1 Lap	0.923	82.47	1:24.412	5
20	175	R	2 Aaron LILLY	Yamaha R3 - AL Graphics	9	12:55.918	1 Lap	0.097	82.46	1:24.311	3
21	88	GP	9 George PRINOS	Yamaha TZ250 - KAPPA PLANNING LTD	9	12:57.566	1 Lap	1.648	82.28	1:24.159	9
22	138		7 Andrew Finlay HOWE	Kawasaki ZXR400L - Finlay Howe Ltd	9	13:05.049	1 Lap	7.483	81.50	1:25.681	9
23	42	S	4 David ATKINS	Honda CBR400 -	9	13:05.153	1 Lap	0.104	81.49	1:25.637	9
24	174	GP	10 David BOWLER	Yamaha TZ 250 4DP -	9	13:14.788	1 Lap	9.635	80.50	1:26.620	3
25	400		8 Stuart THURTL	Kawasaki NINJA 300 - TeamTortoise Racing	9	13:42.561	1 Lap	27.773	77.78	1:29.908	3
26	39		9 Peter PARAPANOS	Kawasaki NINJA 300 - AMR Glasgow Kawasaki	9	13:42.951	1 Lap	0.390	77.75	1:29.462	2
27	83	R	3 Simon CHAPPELL	Kawasaki NINJA 300 -	9	14:21.453	1 Lap	38.502	74.27	1:33.537	9

#### NOT CLASSIFIED

DNF	47		Allan CLARK	Kawasaki ZXR400 - A Clark & Sons Builders	5	6:59.491	5 Laps	4 Laps	84.59	1:22.191	4
DNF	22	GP	Rik BALLERINI	Yamaha TZ250 - SCLS LTD, GECKO RACING, CAM	1	1:21.324	9 Laps	4 Laps	85.92		

#### FASTEST LAP

117	GP	Stuart HALL	Yamaha TZ250 -	4	1:16.237	93.45 mph	150.39 kph
45		Mark THOMPSON	Kawasaki ZXR400 - Flintstone Tyres / David Simon 1	10	1:19.020	90.16 mph	145.10 kph
30	S	Alan COOPER	Yamaha TZR250 - twistgrip motorcycles	8	1:21.589	87.32 mph	140.53 kph
25	S/R	Haydon SMITH	Kawasaki ZXR400 - HI-Precision Engineering Ltd	10	1:23.528	85.29 mph	137.27 kph
175	R	Aaron LILLY	Yamaha R3 - AL Graphics	3	1:24.311	84.50 mph	135.99 kph

Class GP - 92.5% of Race Speed = 84.90 mph

Class - 92.5% of Race Speed = 82.21 mph

Class S - 92.5% of Race Speed = 79.56 mph

Class S/R - 92.5% of Race Speed = 77.23 mph

Class R - 92.5% of Race Speed = 76.28 mph

Donington Park National: 1.9790 miles

Race Distance: 10 Laps / 19.79 miles

Start: 16:21 Flag 16:34 End: 16:35

Weather / Track : Sunny / Dry

These results are provisional until the conclusion of any judicial and technical matters.

Clerk Of Course :	Stewards :	Timekeeper :
-------------------	------------	--------------

Results can be found at [www.tsl-timing.com](http://www.tsl-timing.com)

Printed - 16:36 Sunday, 05 September 2021







# BMCRC - MRO Championships 2021 - Rnd 5 @ Donington National

## EDlasia Formula 400 & Blue Haze GP

### RACE 21 - SECTOR ANALYSIS



SECTOR 1 = FL to I1, SECTOR 2 = I1 to FL, DIFF = Difference To Personal Best Lap, P = Crossed Finish Line in Pit Lane, D = Time Disallowed

P1		1 GP		Phil ATKINSON		Yamaha TZ350 - Rose mot centre	
IDEAL LAP TIME : 1:16.233		BEST LAP TIME : 1:16.346		DIFFERENCE : 0.113			
LAP	SECTOR 1	SECTOR 2	LAP TIME	MPH	DIFF	TIME OF DAY	
1 -		27.409	1:22.243	86.62	5.897	16:22:48.672	
2 -	49.768	<b>26.816</b>	1:16.584	93.03	0.238	16:24:05.256	
3 -	49.746	26.867	1:16.613	92.99	0.267	16:25:21.869	
4 -	49.450	26.896	<b>1:16.346 (1)</b>	<b>93.32</b>		<b>16:26:38.215</b>	
5 -	<b>49.417</b>	27.056	1:16.473 (2)	93.16	0.127	16:27:54.688	
6 -	49.557	26.940	1:16.497 (3)	93.13	0.151	16:29:11.185	
7 -	50.480	27.150	1:17.630	91.77	1.284	16:30:28.815	
8 -	49.928	27.611	1:17.539	91.88	1.193	16:31:46.354	
9 -	49.936	27.324	1:17.260	92.21	0.914	16:33:03.614	
10 -	49.875	27.630	1:17.505	91.92	1.159	16:34:21.119	

P2		117 GP		Stuart HALL		Yamaha TZ250 -	
IDEAL LAP TIME : 1:16.237		BEST LAP TIME : 1:16.237		DIFFERENCE : 0.000			
LAP	SECTOR 1	SECTOR 2	LAP TIME	MPH	DIFF	TIME OF DAY	
1 -		26.872	1:21.364	87.56	5.127	16:22:47.793	
2 -	50.062	26.939	1:17.001	92.52	0.764	16:24:04.794	
3 -	49.916	26.652	1:16.568 (2)	93.04	0.331	16:25:21.362	
4 -	<b>49.683</b>	<b>26.554</b>	<b>1:16.237 (1)</b>	<b>93.45</b>		<b>16:26:37.599</b>	
5 -	49.798	26.805	1:16.603 (3)	93.00	0.366	16:27:54.202	
6 -	49.798	26.819	1:16.617	92.99	0.380	16:29:10.819	
7 -	50.565	26.990	1:17.555	91.86	1.318	16:30:28.374	
8 -	50.197	27.984	1:18.181	91.13	1.944	16:31:46.555	
9 -	49.981	27.176	1:17.157	92.33	0.920	16:33:03.712	
10 -	50.211	28.076	1:18.287	91.00	2.050	16:34:21.999	

P3		51 GP		Kevin WHOLEY		Yamaha TZ 250 - Twistgrip Motorcycles	
IDEAL LAP TIME : 1:17.541		BEST LAP TIME : 1:17.570		DIFFERENCE : 0.029			
LAP	SECTOR 1	SECTOR 2	LAP TIME	MPH	DIFF	TIME OF DAY	
1 -		27.654	1:21.917	86.97	4.347	16:22:48.346	
2 -	<b>50.717</b>	26.927	1:17.644 (2)	91.76	0.074	16:24:05.990	
3 -	51.236	27.254	1:18.490	90.77	0.920	16:25:24.480	
4 -	50.746	<b>26.824</b>	<b>1:17.570 (1)</b>	<b>91.84</b>		<b>16:26:42.050</b>	
5 -	50.817	27.077	1:17.894 (3)	91.46	0.324	16:27:59.944	
6 -	51.613	27.224	1:18.837	90.37	1.267	16:29:18.781	
7 -	50.850	28.996	1:19.846	89.22	2.276	16:30:38.627	
8 -	51.040	27.255	1:18.295	90.99	0.725	16:31:56.922	
9 -	51.089	27.513	1:18.602	90.64	1.032	16:33:15.524	
10 -	50.994	27.326	1:18.320	90.96	0.750	16:34:33.844	

P4		92 GP		Jordan WAINWRIGHT		Yamaha TZ T -	
IDEAL LAP TIME : 1:18.321		BEST LAP TIME : 1:18.640		DIFFERENCE : 0.319			
LAP	SECTOR 1	SECTOR 2	LAP TIME	MPH	DIFF	TIME OF DAY	
1 -		27.643	1:24.887	83.93	6.247	16:22:51.316	
2 -	51.374	27.323	1:18.697 (2)	90.53	0.057	16:24:10.013	
3 -	52.084	27.796	1:19.880	89.19	1.240	16:25:29.893	
4 -	51.477	<b>27.163</b>	<b>1:18.640 (1)</b>	<b>90.59</b>		<b>16:26:48.533</b>	
5 -	51.871	27.531	1:19.402	89.72	0.762	16:28:07.935	
6 -	<b>51.158</b>	27.669	1:18.827 (3)	90.38	0.187	16:29:26.762	
7 -	51.972	28.121	1:20.093	88.95	1.453	16:30:46.855	
8 -	51.740	28.485	1:20.225	88.80	1.585	16:32:07.080	
9 -	52.156	27.729	1:19.885	89.18	1.245	16:33:26.965	
10 -	51.366	27.599	1:18.965	90.22	0.325	16:34:45.930	

Weather / Track : Sunny / Dry

Donington Park National  
Circuit Length = 1.9790 miles  
Start: 16:21 Flag 16:34 End: 16:35

# BMCR - MRO Championships 2021 - Rnd 5 @ Donington National

## EDlasia Formula 400 & Blue Haze GP

### RACE 21 - SECTOR ANALYSIS



SECTOR 1 = FL to I1, SECTOR 2 = I1 to FL, DIFF = Difference To Personal Best Lap, P = Crossed Finish Line in Pit Lane, D = Time Disallowed

<b>P5 45</b>		<b>Mark THOMPSON</b>		Kawasaki ZXR400 - Flintstone Tyres / David Simon Tuning			
IDEAL LAP TIME : 1:18.706		BEST LAP TIME : 1:19.020		DIFFERENCE : 0.314			
LAP	SECTOR 1	SECTOR 2	LAP TIME	MPH	DIFF	TIME OF DAY	
1 -		28.009	1:23.845	84.97	4.825	16:22:50.274	
2 -	51.759	<b>27.672</b>	1:19.431	89.69	0.411	16:24:09.705	
3 -	51.917	28.234	1:20.151	88.89	1.131	16:25:29.856	
4 -	51.848	27.694	1:19.542	89.57	0.522	16:26:49.398	
5 -	51.800	27.916	1:19.716	89.37	0.696	16:28:09.114	
6 -	51.411	27.718	1:19.129 <b>(2)</b>	90.03	0.109	16:29:28.243	
7 -	<b>51.034</b>	28.095	1:19.129 <b>(2)</b>	90.03	0.109	16:30:47.372	
8 -	51.447	28.475	1:19.922	89.14	0.902	16:32:07.294	
9 -	52.094	28.074	1:20.168	88.87	1.148	16:33:27.462	
<b>10 -</b>	51.185	27.835	<b>1:19.020 (1)</b>	<b>90.16</b>		<b>16:34:46.482</b>	

<b>P6 4</b>		<b>James SEATH</b>		Kawasaki ZXR400 L9 - Ovenden Earthmoving			
IDEAL LAP TIME : 1:19.449		BEST LAP TIME : 1:19.449		DIFFERENCE : 0.000			
LAP	SECTOR 1	SECTOR 2	LAP TIME	MPH	DIFF	TIME OF DAY	
1 -		27.772	1:23.460	85.36	4.011	16:22:49.889	
2 -	<b>51.879</b>	<b>27.570</b>	<b>1:19.449 (1)</b>	<b>89.67</b>		<b>16:24:09.338</b>	
3 -	52.056	28.399	1:20.455	88.55	1.006	16:25:29.793	
4 -	52.438	27.872	1:20.310	88.71	0.861	16:26:50.103	
5 -	51.903	27.954	1:19.857 <b>(3)</b>	89.21	0.408	16:28:09.960	
6 -	52.009	27.692	1:19.701 <b>(2)</b>	89.39	0.252	16:29:29.661	
7 -	52.441	28.253	1:20.694	88.29	1.245	16:30:50.355	
8 -	52.206	28.285	1:20.491	88.51	1.042	16:32:10.846	
9 -	52.858	28.168	1:21.026	87.93	1.577	16:33:31.872	
10 -	52.944	28.625	1:21.569	87.34	2.120	16:34:53.441	

<b>P7 12 GP</b>		<b>Adrian MARTIN</b>		Yamaha TZ250 - Strategic business development & support ltd			
IDEAL LAP TIME : 1:20.284		BEST LAP TIME : 1:20.446		DIFFERENCE : 0.162			
LAP	SECTOR 1	SECTOR 2	LAP TIME	MPH	DIFF	TIME OF DAY	
1 -		28.272	1:26.434	82.42	5.988	16:22:52.863	
2 -	<b>52.354</b>	28.092	<b>1:20.446 (1)</b>	<b>88.56</b>		<b>16:24:13.309</b>	
3 -	52.523	28.234	1:20.757 <b>(2)</b>	88.22	0.311	16:25:34.066	
4 -	53.528	<b>27.930</b>	1:21.458 <b>(3)</b>	87.46	1.012	16:26:55.524	
5 -	53.063	28.410	1:21.473	87.44	1.027	16:28:16.997	
6 -	54.108	28.450	1:22.558	86.29	2.112	16:29:39.555	
7 -	53.789	29.106	1:22.895	85.94	2.449	16:31:02.450	
8 -	53.855	28.828	1:22.683	86.16	2.237	16:32:25.133	
9 -	54.120	28.723	1:22.843	86.00	2.397	16:33:47.976	
10 -	53.992	28.292	1:22.284	86.58	1.838	16:35:10.260	

<b>P8 85</b>		<b>James ROBINSON</b>		Kawasaki ZXR400 - claire palastanga ceramics			
IDEAL LAP TIME : 1:20.966		BEST LAP TIME : 1:21.346		DIFFERENCE : 0.380			
LAP	SECTOR 1	SECTOR 2	LAP TIME	MPH	DIFF	TIME OF DAY	
1 -		<b>28.287</b>	1:24.888	83.92	3.542	16:22:51.317	
2 -	<b>52.679</b>	29.144	1:21.823 <b>(3)</b>	87.07	0.477	16:24:13.140	
3 -	54.007	28.743	1:22.750	86.09	1.404	16:25:35.890	
4 -	54.922	29.128	1:24.050	84.76	2.704	16:26:59.940	
5 -	53.385	28.692	1:22.077	86.80	0.731	16:28:22.017	
6 -	52.972	28.374	<b>1:21.346 (1)</b>	<b>87.58</b>		<b>16:29:43.363</b>	
7 -	52.921	29.446	1:22.367	86.49	1.021	16:31:05.730	
8 -	52.991	28.681	1:21.672 <b>(2)</b>	87.23	0.326	16:32:27.402	
9 -	52.918	29.345	1:22.263	86.60	0.917	16:33:49.665	
10 -	53.559	29.429	1:22.988	85.85	1.642	16:35:12.653	

Weather / Track : Sunny / Dry

Donington Park National  
Circuit Length = 1.9790 miles  
Start: 16:21 Flag 16:34 End: 16:35

# BMCR - MRO Championships 2021 - Rnd 5 @ Donington National

## EDlasia Formula 400 & Blue Haze GP

### RACE 21 - SECTOR ANALYSIS



SECTOR 1 = FL to I1, SECTOR 2 = I1 to FL, DIFF = Difference To Personal Best Lap, P = Crossed Finish Line in Pit Lane, D = Time Disallowed

<b>P9 30 S</b>		<b>Alan COOPER</b>		Yamaha TZR250 - twistgrip motorcycles		
IDEAL LAP TIME : 1:21.094		BEST LAP TIME : 1:21.589		DIFFERENCE : 0.495		
LAP	SECTOR 1	SECTOR 2	LAP TIME	MPH	DIFF	TIME OF DAY
1 -		<b>28.189</b>	1:25.905	82.93	4.316	16:22:52.334
2 -	53.640	28.549	1:22.189	86.68	0.600	16:24:14.523
3 -	52.996	28.738	1:21.734 (2)	87.16	0.145	16:25:36.257
4 -	54.385	28.940	1:23.325	85.50	1.736	16:26:59.582
5 -	53.586	28.746	1:22.332	86.53	0.743	16:28:21.914
6 -	53.634	28.647	1:22.281	86.58	0.692	16:29:44.195
7 -	52.919	29.103	1:22.022 (3)	86.86	0.433	16:31:06.217
8 -	<b>52.905</b>	28.684	<b>1:21.589 (1)</b>	<b>87.32</b>		<b>16:32:27.806</b>
9 -	53.184	29.057	1:22.241	86.63	0.652	16:33:50.047
10 -	53.512	29.459	1:22.971	85.86	1.382	16:35:13.018

<b>P10 0 GP</b>		<b>Paul TOLAND</b>		Yamaha TZ250 - Kippers keys		
IDEAL LAP TIME : 1:21.441		BEST LAP TIME : 1:21.531		DIFFERENCE : 0.090		
LAP	SECTOR 1	SECTOR 2	LAP TIME	MPH	DIFF	TIME OF DAY
1 -		28.952	1:30.076	79.09	8.545	16:22:56.505
2 -	53.820	28.681	1:22.501	86.35	0.970	16:24:19.006
3 -	53.911	28.757	1:22.668	86.18	1.137	16:25:41.674
4 -	54.378	28.822	1:23.200	85.63	1.669	16:27:04.874
5 -	53.122	<b>28.634</b>	1:21.756 (3)	87.14	0.225	16:28:26.630
6 -	54.085	29.770	1:23.855	84.96	2.324	16:29:50.485
7 -	54.302	28.760	1:23.062	85.77	1.531	16:31:13.547
8 -	54.086	29.679	1:23.765	85.05	2.234	16:32:37.312
9 -	<b>52.807</b>	28.724	<b>1:21.531 (1)</b>	<b>87.38</b>		<b>16:33:58.843</b>
10 -	52.929	28.821	1:21.750 (2)	87.15	0.219	16:35:20.593

<b>P11 69 GP</b>		<b>Dave HARVIEK</b>		Yamaha TZ250 4DP - NW Roofing London Ltd		
IDEAL LAP TIME : 1:21.679		BEST LAP TIME : 1:21.679		DIFFERENCE : 0.000		
LAP	SECTOR 1	SECTOR 2	LAP TIME	MPH	DIFF	TIME OF DAY
1 -		28.780	1:28.310	80.67	6.631	16:22:54.739
2 -	53.607	28.738	1:22.345 (2)	86.52	0.666	16:24:17.084
3 -	54.195	29.596	1:23.791	85.02	2.112	16:25:40.875
4 -	53.501	28.849	1:22.350 (3)	86.51	0.671	16:27:03.225
5 -	53.681	28.847	1:22.528	86.32	0.849	16:28:25.753
6 -	54.049	30.556	1:24.605	84.21	2.926	16:29:50.358
7 -	54.170	28.916	1:23.086	85.75	1.407	16:31:13.444
8 -	53.788	29.219	1:23.007	85.83	1.328	16:32:36.451
9 -	53.215	29.562	1:22.777	86.07	1.098	16:33:59.228
10 -	<b>53.010</b>	<b>28.669</b>	<b>1:21.679 (1)</b>	<b>87.22</b>		<b>16:35:20.907</b>

<b>P12 64 GP</b>		<b>Phil ELLIS</b>		Yamaha TZ250B -		
IDEAL LAP TIME : 1:21.188		BEST LAP TIME : 1:21.417		DIFFERENCE : 0.229		
LAP	SECTOR 1	SECTOR 2	LAP TIME	MPH	DIFF	TIME OF DAY
1 -		28.706	1:27.452	81.46	6.035	16:22:53.881
2 -	54.067	28.895	1:22.962	85.87	1.545	16:24:16.843
3 -	55.023	29.170	1:24.193	84.62	2.776	16:25:41.036
4 -	54.571	<b>28.450</b>	1:23.021	85.81	1.604	16:27:04.057
5 -	53.760	28.679	1:22.439 (3)	86.42	1.022	16:28:26.496
6 -	53.876	29.772	1:23.648	85.17	2.231	16:29:50.144
7 -	55.082	28.805	1:23.887	84.93	2.470	16:31:14.031
8 -	53.851	29.759	1:23.610	85.21	2.193	16:32:37.641
9 -	53.153	28.925	1:22.078 (2)	86.80	0.661	16:33:59.719
10 -	<b>52.738</b>	28.679	<b>1:21.417 (1)</b>	<b>87.50</b>		<b>16:35:21.136</b>

Weather / Track : Sunny / Dry

Donington Park National  
Circuit Length = 1.9790 miles  
Start: 16:21 Flag 16:34 End: 16:35

# BMCRC - MRO Championships 2021 - Rnd 5 @ Donington National

## EDlasia Formula 400 & Blue Haze GP

### RACE 21 - SECTOR ANALYSIS



SECTOR 1 = FL to I1, SECTOR 2 = I1 to FL, DIFF = Difference To Personal Best Lap, P = Crossed Finish Line in Pit Lane, D = Time Disallowed

P13 351 S		Sam DIGBY-BAKER		Kawasaki ZXR400 -		
IDEAL LAP TIME : 1:21.879		BEST LAP TIME : 1:21.879		DIFFERENCE : 0.000		
LAP	SECTOR 1	SECTOR 2	LAP TIME	MPH	DIFF	TIME OF DAY
1 -		29.306	1:29.866	79.28	7.987	16:22:56.295
2 -	53.790	29.594	1:23.384	85.44	1.505	16:24:19.679
3 -	54.635	29.223	1:23.858	84.96	1.979	16:25:43.537
4 -	54.172	29.026	1:23.198	85.63	1.319	16:27:06.735
5 -	53.791	28.969	1:22.760	86.08	0.881	16:28:29.495
6 -	53.534	29.043	1:22.577 (3)	86.27	0.698	16:29:52.072
7 -	53.670	29.280	1:22.950	85.89	1.071	16:31:15.022
8 -	53.653	29.634	1:23.287	85.54	1.408	16:32:38.309
9 -	52.983	29.017	1:22.000 (2)	86.88	0.121	16:34:00.309
10 -	52.926	28.953	1:21.879 (1)	87.01		16:35:22.188

P14 136		Rich HEWITT		Suzuki GSXR400 - Mirror Image Body Repairs		
IDEAL LAP TIME : 1:21.932		BEST LAP TIME : 1:22.215		DIFFERENCE : 0.283		
LAP	SECTOR 1	SECTOR 2	LAP TIME	MPH	DIFF	TIME OF DAY
1 -		28.844	1:29.024	80.03	6.809	16:22:55.453
2 -	53.560	29.177	1:22.737 (2)	86.11	0.522	16:24:18.190
3 -	53.960	29.486	1:23.446	85.38	1.231	16:25:41.636
4 -	54.175	28.969	1:23.144	85.69	0.929	16:27:04.780
5 -	53.482	28.733	1:22.215 (1)	86.65		16:28:26.995
6 -	53.955	29.921	1:23.876	84.94	1.661	16:29:50.871
7 -	54.645	29.178	1:23.823	84.99	1.608	16:31:14.694
8 -	53.776	30.032	1:23.808	85.01	1.593	16:32:38.502
9 -	53.199	29.930	1:23.129 (3)	85.70	0.914	16:34:01.631
10 -	54.479	29.631	1:24.110	84.70	1.895	16:35:25.741

P15 75		Gary FRASER		Kawasaki ZXR 400 -		
IDEAL LAP TIME : 1:22.837		BEST LAP TIME : 1:23.080		DIFFERENCE : 0.243		
LAP	SECTOR 1	SECTOR 2	LAP TIME	MPH	DIFF	TIME OF DAY
1 -		29.421	1:32.324	77.16	9.244	16:22:58.753
2 -	54.910	29.206	1:24.116	84.70	1.036	16:24:22.869
3 -	55.801	29.537	1:25.338	83.48	2.258	16:25:48.207
4 -	55.840	29.840	1:25.680	83.15	2.600	16:27:13.887
5 -	55.153	29.226	1:24.379	84.43	1.299	16:28:38.266
6 -	55.680	29.465	1:25.145	83.67	2.065	16:30:03.411
7 -	55.315	29.092	1:24.407	84.40	1.327	16:31:27.818
8 -	54.572	29.037	1:23.609 (3)	85.21	0.529	16:32:51.427
9 -	53.800	29.280	1:23.080 (1)	85.75		16:34:14.507
10 -	54.193	29.173	1:23.366 (2)	85.46	0.286	16:35:37.873

P16 25 S/R		Haydon SMITH		Kawasaki ZXR400 - HI-Precision Engineering Ltd		
IDEAL LAP TIME : 1:23.362		BEST LAP TIME : 1:23.528		DIFFERENCE : 0.166		
LAP	SECTOR 1	SECTOR 2	LAP TIME	MPH	DIFF	TIME OF DAY
1 -		29.202	1:31.898	77.52	8.370	16:22:58.327
2 -	54.951	29.272	1:24.223 (2)	84.59	0.695	16:24:22.550
3 -	55.549	28.800	1:24.349	84.46	0.821	16:25:46.899
4 -	54.948	29.308	1:24.256 (3)	84.55	0.728	16:27:11.155
5 -	55.157	29.284	1:24.441	84.37	0.913	16:28:35.596
6 -	54.997	29.370	1:24.367	84.44	0.839	16:29:59.963
7 -	55.011	29.525	1:24.536	84.27	1.008	16:31:24.499
8 -	55.268	29.794	1:25.062	83.75	1.534	16:32:49.561
9 -	55.107	29.805	1:24.912	83.90	1.384	16:34:14.473
10 -	54.562	28.966	1:23.528 (1)	85.29		16:35:38.001

Weather / Track : Sunny / Dry

Donington Park National  
Circuit Length = 1.9790 miles  
Start: 16:21 Flag 16:34 End: 16:35

# BMCRC - MRO Championships 2021 - Rnd 5 @ Donington National

## EDlasia Formula 400 & Blue Haze GP

### RACE 21 - SECTOR ANALYSIS



SECTOR 1 = FL to I1, SECTOR 2 = I1 to FL, DIFF = Difference To Personal Best Lap, P = Crossed Finish Line in Pit Lane, D = Time Disallowed

P17 222 S		Matthew EPPS		Kawasaki ZXR400 - M.E Vehicle Repairs		
IDEAL LAP TIME : 1:23.312		BEST LAP TIME : 1:23.312		DIFFERENCE : 0.000		
LAP	SECTOR 1	SECTOR 2	LAP TIME	MPH	DIFF	TIME OF DAY
1 -		29.685	1:30.494	78.73	7.182	16:22:56.923
2 -	56.115	29.739	1:25.854	82.98	2.542	16:24:22.777
3 -	56.608	29.143	1:25.751	83.08	2.439	16:25:48.528
4 -	55.259	29.851	1:25.110	83.71	1.798	16:27:13.638
5 -	54.897	29.539	1:24.436	84.37	1.124	16:28:38.074
6 -	55.336	29.828	1:25.164	83.65	1.852	16:30:03.238
7 -	55.015	29.385	1:24.400	84.41	1.088	16:31:27.638
8 -	54.383	29.408	1:23.791 (2)	85.02	0.479	16:32:51.429
9 -	54.510	29.476	1:23.986 (3)	84.83	0.674	16:34:15.415
10 -	<b>54.322</b>	<b>28.990</b>	<b>1:23.312 (1)</b>	<b>85.51</b>		<b>16:35:38.727</b>

P18 26		Lydia THOMPSON		Kawasaki ZXR400 - Flintstone Racing - David Simons Tuning		
IDEAL LAP TIME : 1:24.598		BEST LAP TIME : 1:24.756		DIFFERENCE : 0.158		
LAP	SECTOR 1	SECTOR 2	LAP TIME	MPH	DIFF	TIME OF DAY
1 -		29.299	1:30.787	78.47	6.031	16:22:57.216
2 -	<b>55.315</b>	29.791	1:25.106 (3)	83.71	0.350	16:24:22.322
3 -	56.062	29.475	1:25.537	83.29	0.781	16:25:47.859
4 -	55.820	<b>29.283</b>	1:25.103 (2)	83.71	0.347	16:27:12.962
5 -	55.349	29.407	<b>1:24.756 (1)</b>	<b>84.06</b>		<b>16:28:37.718</b>
6 -	55.487	29.712	1:25.199	83.62	0.443	16:30:02.917
7 -	56.613	29.674	1:26.287	82.56	1.531	16:31:29.204
8 -	56.236	29.378	1:25.614	83.21	0.858	16:32:54.818
9 -	56.332	30.177	1:26.509	82.35	1.753	16:34:21.327

P19 19 R		James O'MARA		Kawasaki NINJA 300 - BRP Machining Ltd		
IDEAL LAP TIME : 1:24.365		BEST LAP TIME : 1:24.412		DIFFERENCE : 0.047		
LAP	SECTOR 1	SECTOR 2	LAP TIME	MPH	DIFF	TIME OF DAY
1 -		30.297	1:32.500	77.02	8.088	16:22:58.929
2 -	<b>54.879</b>	29.572	1:24.451 (2)	84.36	0.039	16:24:23.380
3 -	55.598	29.971	1:25.569	83.26	1.157	16:25:48.949
4 -	55.445	29.925	1:25.370	83.45	0.958	16:27:14.319
5 -	54.926	<b>29.486</b>	<b>1:24.412 (1)</b>	<b>84.40</b>		<b>16:28:38.731</b>
6 -	55.478	29.889	1:25.367	83.45	0.955	16:30:04.098
7 -	55.927	30.622	1:26.549	82.31	2.137	16:31:30.647
8 -	55.072	30.136	1:25.208 (3)	83.61	0.796	16:32:55.855
9 -	55.752	30.643	1:26.395	82.46	1.983	16:34:22.250

P20 175 R		Aaron LILLY		Yamaha R3 - AL Graphics		
IDEAL LAP TIME : 1:24.311		BEST LAP TIME : 1:24.311		DIFFERENCE : 0.000		
LAP	SECTOR 1	SECTOR 2	LAP TIME	MPH	DIFF	TIME OF DAY
1 -		30.561	1:32.608	76.93	8.297	16:22:59.037
2 -	56.246	29.674	1:25.920	82.92	1.609	16:24:24.957
3 -	<b>54.925</b>	<b>29.386</b>	<b>1:24.311 (1)</b>	<b>84.50</b>		<b>16:25:49.268</b>
4 -	55.397	29.824	1:25.221	83.60	0.910	16:27:14.489
5 -	55.274	29.427	1:24.701 (2)	84.11	0.390	16:28:39.190
6 -	55.075	30.095	1:25.170 (3)	83.65	0.859	16:30:04.360
7 -	55.522	30.724	1:26.246	82.60	1.935	16:31:30.606
8 -	55.241	30.230	1:25.471	83.35	1.160	16:32:56.077
9 -	55.428	30.842	1:26.270	82.58	1.959	16:34:22.347

Weather / Track : Sunny / Dry

Donington Park National  
Circuit Length = 1.9790 miles  
Start: 16:21 Flag 16:34 End: 16:35

# BMCRC - MRO Championships 2021 - Rnd 5 @ Donington National

## EDlasia Formula 400 & Blue Haze GP

### RACE 21 - SECTOR ANALYSIS



SECTOR 1 = FL to I1, SECTOR 2 = I1 to FL, DIFF = Difference To Personal Best Lap, P = Crossed Finish Line in Pit Lane, D = Time Disallowed

P21 88 GP		George PRINOS		Yamaha TZ250 - KAPPA PLANNING LTD			
IDEAL LAP TIME : 1:24.159		BEST LAP TIME : 1:24.159		DIFFERENCE : 0.000			
LAP	SECTOR 1	SECTOR 2	LAP TIME	MPH	DIFF	TIME OF DAY	
1 -		29.944	1:33.646	76.08	9.487	16:23:00.075	
2 -	57.108	29.189	1:26.297	82.55	2.138	16:24:26.372	
3 -	56.217	28.736	1:24.953 (2)	83.86	0.794	16:25:51.325	
4 -	56.411	29.061	1:25.472	83.35	1.313	16:27:16.797	
5 -	56.066	29.020	1:25.086 (3)	83.73	0.927	16:28:41.883	
6 -	56.313	29.516	1:25.829	83.00	1.670	16:30:07.712	
7 -	56.294	29.538	1:25.832	83.00	1.673	16:31:33.544	
8 -	56.785	29.507	1:26.292	82.56	2.133	16:32:59.836	
9 -	<b>55.563</b>	<b>28.596</b>	<b>1:24.159 (1)</b>	<b>84.65</b>		<b>16:34:23.995</b>	

P22 138		Andrew Finlay HOWE		Kawasaki ZXR400L - Finlay Howe Ltd			
IDEAL LAP TIME : 1:25.330		BEST LAP TIME : 1:25.681		DIFFERENCE : 0.351			
LAP	SECTOR 1	SECTOR 2	LAP TIME	MPH	DIFF	TIME OF DAY	
1 -		29.949	1:34.007	75.78	8.326	16:23:00.436	
2 -	55.856	30.253	1:26.109 (2)	82.73	0.428	16:24:26.545	
3 -	56.736	30.458	1:27.194	81.71	1.513	16:25:53.739	
4 -	56.341	<b>29.908</b>	1:26.249	82.60	0.568	16:27:19.988	
5 -	56.607	29.938	1:26.545	82.32	0.864	16:28:46.533	
6 -	55.922	30.405	1:26.327	82.53	0.646	16:30:12.860	
7 -	56.110	30.089	1:26.199 (3)	82.65	0.518	16:31:39.059	
8 -	56.080	30.658	1:26.738	82.13	1.057	16:33:05.797	
9 -	<b>55.422</b>	30.259	<b>1:25.681 (1)</b>	<b>83.15</b>		<b>16:34:31.478</b>	

P23 42 S		David ATKINS		Honda CBR400 -			
IDEAL LAP TIME : 1:25.621		BEST LAP TIME : 1:25.637		DIFFERENCE : 0.016			
LAP	SECTOR 1	SECTOR 2	LAP TIME	MPH	DIFF	TIME OF DAY	
1 -		30.373	1:34.779	75.17	9.142	16:23:01.208	
2 -	56.403	30.207	1:26.610	82.26	0.973	16:24:27.818	
3 -	55.751	30.326	1:26.077	82.77	0.440	16:25:53.895	
4 -	55.695	30.579	1:26.274	82.58	0.637	16:27:20.169	
5 -	56.064	<b>29.940</b>	1:26.004 (2)	82.84	0.367	16:28:46.173	
6 -	55.788	30.234	1:26.022 (3)	82.82	0.385	16:30:12.195	
7 -	56.310	30.247	1:26.557	82.31	0.920	16:31:38.752	
8 -	56.139	31.054	1:27.193	81.71	1.556	16:33:05.945	
9 -	<b>55.681</b>	29.956	<b>1:25.637 (1)</b>	<b>83.19</b>		<b>16:34:31.582</b>	

P24 174 GP		David BOWLER		Yamaha TZ 250 4DP -			
IDEAL LAP TIME : 1:26.432		BEST LAP TIME : 1:26.620		DIFFERENCE : 0.188			
LAP	SECTOR 1	SECTOR 2	LAP TIME	MPH	DIFF	TIME OF DAY	
1 -		30.635	1:36.045	74.17	9.425	16:23:02.474	
2 -	56.950	<b>30.042</b>	1:26.992	81.89	0.372	16:24:29.466	
3 -	56.418	30.202	<b>1:26.620 (1)</b>	<b>82.25</b>		<b>16:25:56.086</b>	
4 -	56.524	30.442	1:26.966 (3)	81.92	0.346	16:27:23.052	
5 -	<b>56.390</b>	30.427	1:26.817 (2)	82.06	0.197	16:28:49.869	
6 -	56.906	30.416	1:27.322	81.59	0.702	16:30:17.191	
7 -	56.592	30.917	1:27.509	81.41	0.889	16:31:44.700	
8 -	57.294	31.131	1:28.425	80.57	1.805	16:33:13.125	
9 -	57.409	30.683	1:28.092	80.87	1.472	16:34:41.217	

Weather / Track : Sunny / Dry

Donington Park National  
Circuit Length = 1.9790 miles  
Start: 16:21 Flag 16:34 End: 16:35

# BMCRC - MRO Championships 2021 - Rnd 5 @ Donington National

## EDlasia Formula 400 & Blue Haze GP

### RACE 21 - SECTOR ANALYSIS



SECTOR 1 = FL to I1, SECTOR 2 = I1 to FL, DIFF = Difference To Personal Best Lap, P = Crossed Finish Line in Pit Lane, D = Time Disallowed

P25 400		Stuart THURTLÉ		Kawasaki NINJA 300 - TeamTortoise Racing		
IDEAL LAP TIME : 1:29.534		BEST LAP TIME : 1:29.908		DIFFERENCE : 0.374		
LAP	SECTOR 1	SECTOR 2	LAP TIME	MPH	DIFF	TIME OF DAY
1 -		<b>31.454</b>	1:37.322	73.20	7.414	16:23:03.751
2 -	58.416	31.680	1:30.096 (3)	79.07	0.188	16:24:33.847
3 -	<b>58.080</b>	31.828	<b>1:29.908 (1)</b>	<b>79.24</b>		<b>16:26:03.755</b>
4 -	59.600	32.206	1:31.806	77.60	1.898	16:27:35.561
5 -	59.693	32.021	1:31.714	77.68	1.806	16:29:07.275
6 -	58.236	31.762	1:29.998 (2)	79.16	0.090	16:30:37.273
7 -	58.487	32.700	1:31.187	78.13	1.279	16:32:08.460
8 -	58.774	31.642	1:30.416	78.79	0.508	16:33:38.876
9 -	58.453	31.661	1:30.114	79.06	0.206	16:35:08.990

P26 39		Peter PARAPANOS		Kawasaki NINJA 300 - AMR Glasgow Kawasaki		
IDEAL LAP TIME : 1:29.434		BEST LAP TIME : 1:29.462		DIFFERENCE : 0.028		
LAP	SECTOR 1	SECTOR 2	LAP TIME	MPH	DIFF	TIME OF DAY
1 -		31.454	1:37.045	73.41	7.583	16:23:03.474
2 -	<b>58.140</b>	31.322	<b>1:29.462 (1)</b>	<b>79.63</b>		<b>16:24:32.936</b>
3 -	58.445	31.421	1:29.866 (3)	79.28	0.404	16:26:02.802
4 -	1:03.567	31.855	1:35.422	74.66	5.960	16:27:38.224
5 -	58.878	31.471	1:30.349	78.85	0.887	16:29:08.573
6 -	59.057	31.602	1:30.659	78.58	1.197	16:30:39.232
7 -	58.558	31.750	1:30.308	78.89	0.846	16:32:09.540
8 -	58.728	<b>31.294</b>	1:30.022	79.14	0.560	16:33:39.562
9 -	58.448	31.370	1:29.818 (2)	79.32	0.356	16:35:09.380

P27 83 R		Simon CHAPPELL		Kawasaki NINJA 300 -		
IDEAL LAP TIME :		BEST LAP TIME : 1:33.537		DIFFERENCE :		
LAP	SECTOR 1	SECTOR 2	LAP TIME	MPH	DIFF	TIME OF DAY
1 -			1:41.566	70.14	8.029	16:23:07.995
2 -			1:35.338	74.73	1.801	16:24:43.333
3 -			1:35.487	74.61	1.950	16:26:18.820
4 -			1:35.066	74.94	1.529	16:27:53.886
5 -			1:35.048 (3)	74.95	1.511	16:29:28.934
6 -			1:35.995	74.21	2.458	16:31:04.929
7 -			1:35.166	74.86	1.629	16:32:40.095
8 -			1:34.250 (2)	75.59	0.713	16:34:14.345
9 -			<b>1:33.537 (1)</b>	<b>76.16</b>		<b>16:35:47.882</b>

P28 47		Allan CLARK		Kawasaki ZXR400 - A Clark & Sons Builders		
IDEAL LAP TIME : 1:22.170		BEST LAP TIME : 1:22.191		DIFFERENCE : 0.021		
LAP	SECTOR 1	SECTOR 2	LAP TIME	MPH	DIFF	TIME OF DAY
1 -		28.688	1:28.678	80.34	6.487	16:22:55.107
2 -	<b>53.666</b>	28.699	1:22.365 (2)	86.50	0.174	16:24:17.472
3 -	55.046	28.671	1:23.717	85.10	1.526	16:25:41.189
4 -	53.687	<b>28.504</b>	<b>1:22.191 (1)</b>	<b>86.68</b>		<b>16:27:03.380</b>
5 -	54.032	28.508	1:22.540 (3)	86.31	0.349	16:28:25.920

P29 22 GP		Rik BALLERINI		Yamaha TZ250 - SCLS LTD, GECKO RACING, CAMBRIDGE M		
IDEAL LAP TIME :		BEST LAP TIME :		DIFFERENCE :		
LAP	SECTOR 1	SECTOR 2	LAP TIME	MPH	DIFF	TIME OF DAY
1 -		<b>27.195</b>	1:21.324	87.60		16:22:47.753

Weather / Track : Sunny / Dry

Donington Park National  
Circuit Length = 1.9790 miles  
Start: 16:21 Flag 16:34 End: 16:35



# BMCRC - MRO Championships 2021 - Rnd 5 @ Donington National

## EDlasia Formula 400 & Blue Haze GP

### RACE 21 - BEST SECTORS

SECTOR 1			SECTOR 2			IDEAL / BEST COMPARISON						
POS	NO	NAME	TIME	NO	NAME	TIME	POS	NO	NAME	IDEAL	BEST	DIFF
									<b>PERFECT LAP</b>	<b>1:15.971</b>		
1	1	ATKINSON	<b>49.417</b>	117	HALL	<b>26.554</b>	1	1	ATKINSON	1:16.233	1:16.346	<b>0.113</b>
2	117	HALL	<b>49.683</b>	1	ATKINSON	<b>26.816</b>	2	117	HALL	1:16.237	1:16.237	<b>0.000</b>
3	51	WHOLEY	<b>50.717</b>	51	WHOLEY	<b>26.824</b>	3	51	WHOLEY	1:17.541	1:17.570	<b>0.029</b>
4	45	THOMPSON	<b>51.034</b>	92	WAINWRIGHT	<b>27.163</b>	4	92	WAINWRIGHT	1:18.321	1:18.640	<b>0.319</b>
5	92	WAINWRIGHT	<b>51.158</b>	22	BALLERINI	<b>27.195</b>	5	45	THOMPSON	1:18.706	1:19.020	<b>0.314</b>
6	4	SEATH	<b>51.879</b>	4	SEATH	<b>27.570</b>	6	4	SEATH	1:19.449	1:19.449	<b>0.000</b>
7	12	MARTIN	<b>52.354</b>	45	THOMPSON	<b>27.672</b>	7	12	MARTIN	1:20.284	1:20.446	<b>0.162</b>
8	85	ROBINSON	<b>52.679</b>	12	MARTIN	<b>27.930</b>	8	85	ROBINSON	1:20.966	1:21.346	<b>0.380</b>
9	64	ELLIS	<b>52.738</b>	30	COOPER	<b>28.189</b>	9	30	COOPER	1:21.094	1:21.589	<b>0.495</b>
10	0	TOLAND	<b>52.807</b>	85	ROBINSON	<b>28.287</b>	10	64	ELLIS	1:21.188	1:21.417	<b>0.229</b>
11	30	COOPER	<b>52.905</b>	64	ELLIS	<b>28.450</b>	11	0	TOLAND	1:21.441	1:21.531	<b>0.090</b>
12	351	DIGBY-BAKER	<b>52.926</b>	47	CLARK	<b>28.504</b>	12	69	HARVIEK	1:21.679	1:21.679	<b>0.000</b>
13	69	HARVIEK	<b>53.010</b>	88	PRINOS	<b>28.596</b>	13	351	DIGBY-BAKER	1:21.879	1:21.879	<b>0.000</b>
14	136	HEWITT	<b>53.199</b>	0	TOLAND	<b>28.634</b>	14	136	HEWITT	1:21.932	1:22.215	<b>0.283</b>
15	47	CLARK	<b>53.666</b>	69	HARVIEK	<b>28.669</b>	15	47	CLARK	1:22.170	1:22.191	<b>0.021</b>
16	75	FRASER	<b>53.800</b>	136	HEWITT	<b>28.733</b>	16	75	FRASER	1:22.837	1:23.080	<b>0.243</b>
17	222	EPPS	<b>54.322</b>	25	SMITH	<b>28.800</b>	17	222	EPPS	1:23.312	1:23.312	<b>0.000</b>
18	25	SMITH	<b>54.562</b>	351	DIGBY-BAKER	<b>28.953</b>	18	25	SMITH	1:23.362	1:23.528	<b>0.166</b>
19	19	O'MARA	<b>54.879</b>	222	EPPS	<b>28.990</b>	19	88	PRINOS	1:24.159	1:24.159	<b>0.000</b>
20	175	LILLY	<b>54.925</b>	75	FRASER	<b>29.037</b>	20	175	LILLY	1:24.311	1:24.311	<b>0.000</b>
21	26	THOMPSON	<b>55.315</b>	26	THOMPSON	<b>29.283</b>	21	19	O'MARA	1:24.365	1:24.412	<b>0.047</b>
22	138	HOWE	<b>55.422</b>	175	LILLY	<b>29.386</b>	22	26	THOMPSON	1:24.598	1:24.756	<b>0.158</b>
23	88	PRINOS	<b>55.563</b>	19	O'MARA	<b>29.486</b>	23	138	HOWE	1:25.330	1:25.681	<b>0.351</b>
24	42	ATKINS	<b>55.681</b>	138	HOWE	<b>29.908</b>	24	42	ATKINS	1:25.621	1:25.637	<b>0.016</b>
25	174	BOWLER	<b>56.390</b>	42	ATKINS	<b>29.940</b>	25	174	BOWLER	1:26.432	1:26.620	<b>0.188</b>
26	400	THURTLER	<b>58.080</b>	174	BOWLER	<b>30.042</b>	26	39	PARAPANOS	1:29.434	1:29.462	<b>0.028</b>
27	39	PARAPANOS	<b>58.140</b>	39	PARAPANOS	<b>31.294</b>	27	400	THURTLER	1:29.534	1:29.908	<b>0.374</b>
28				400	THURTLER	<b>31.454</b>	28	83	CHAPPELL		1:33.537	
29							29	22	BALLERINI			

Weather / Track : Sunny / Dry

Results can be found at [www.tsl-timing.com](http://www.tsl-timing.com)

Donington Park National  
Circuit Length = 1.9790 miles  
Start: 16:21 Flag 16:34 End: 16:35

Printed - 16:36 Sunday, 05 September 2021

# BMCRC - MRO Championships 2021 - Rnd 5 @ Donington National

## EDlasia Formula 400 & Blue Haze GP

### RACE 21 - STATISTICS

**Competitors Started** 29  
**Planned Start** 2021-09-05 @ 17:05:00.000  
**Actual Start** 2021-09-05 @ 16:21:26.428  
**Finish Time** 2021-09-05 @ 16:34:21.118  
**Track Length** 1.9790mi.  
**Total Laps** 266  
**Total Distance Covered** 526.4318mi.

#### Session Fastest Lap History

NO	CL	NAME	LAP TIME	TIME OF DAY	LAP	VEHICLE
117	GP	Stuart HALL	<b>1:17.001</b>	16:24:04.795	2	Yamaha TZ250
1	GP	Phil ATKINSON	<b>1:16.584</b>	16:24:05.256	2	Yamaha TZ350
117	GP	Stuart HALL	<b>1:16.568</b>	16:25:21.364	3	Yamaha TZ250
117	GP	Stuart HALL	<b>1:16.237</b>	16:26:37.601	4	Yamaha TZ250

#### Session Leader History

NO	CL	NAME	FROM LAP	LAPS LED	DISTANCE	VEHICLE
22	GP	Rik BALLERINI	1	1	1.94 miles	Yamaha TZ250
117	GP	Stuart HALL	2	6	11.87 miles	Yamaha TZ250
1	GP	Phil ATKINSON	8	3	5.93 miles	Yamaha TZ350

#### Flag History

TYPE	TIME OF DAY
GREEN	16:21:26.428
FINISH	16:34:21.118

#### Flag Statistics

TYPE	COUNT	TOTAL LAPS	TOTAL TIME
Green	1	10	14:21.607
Red	0	0	0.000
Safety Car	0	0	0.000
FCY	0	0	0.000

# BMCRC - MRO Championships 2021 - Rnd 5 @ Donington National

## EDlasia Formula 400 & Blue Haze GP

### RACE 21 - STATISTICS

CLASS :

10 Starters

#### Fastest Lap History

NO	NAME	LAP TIME	TIME OF DAY	LAP	VEHICLE
4	James SEATH	1:19.449	16:24:09.357	2	Kawasaki ZXR400 L9
45	Mark THOMPSON	1:19.431	16:24:09.706	2	Kawasaki ZXR400
45	Mark THOMPSON	1:19.129	16:29:28.244	6	Kawasaki ZXR400
45	Mark THOMPSON	1:19.020	16:34:46.483	10	Kawasaki ZXR400

#### Leader History

NO	NAME	FROM LAP	LAPS LED	DISTANCE	VEHICLE
4	James SEATH	1	3	5.89 miles	Kawasaki ZXR400 L9
45	Mark THOMPSON	4	7	13.85 miles	Kawasaki ZXR400

# BMCRC - MRO Championships 2021 - Rnd 5 @ Donington National

## EDlasia Formula 400 & Blue Haze GP

### RACE 21 - STATISTICS

**CLASS : R**

**3 Starters**

#### Fastest Lap History

NO	NAME	LAP TIME	TIME OF DAY	LAP	VEHICLE
19	James O'MARA	1:24.451	16:24:23.384	2	Kawasaki NINJA 300
175	Aaron LILLY	1:24.311	16:25:49.295	3	Yamaha R3

#### Leader History

NO	NAME	FROM LAP	LAPS LED	DISTANCE	VEHICLE
19	James O'MARA	1	6	11.83 miles	Kawasaki NINJA 300
175	Aaron LILLY	7	1	1.97 miles	Yamaha R3
19	James O'MARA	8	2	3.95 miles	Kawasaki NINJA 300

# BMCRC - MRO Championships 2021 - Rnd 5 @ Donington National

## EDlasia Formula 400 & Blue Haze GP

### RACE 21 - STATISTICS

**CLASS : S/R**

1 Starters

#### Fastest Lap History

NO	NAME	LAP TIME	TIME OF DAY	LAP	VEHICLE
25	Haydon SMITH	1:24.223	16:24:22.552	2	Kawasaki ZXR400
25	Haydon SMITH	1:23.528	16:35:37.963	10	Kawasaki ZXR400

#### Leader History

NO	NAME	FROM LAP	LAPS LED	DISTANCE	VEHICLE
25	Haydon SMITH	1	10	19.75 miles	Kawasaki ZXR400

# BMCRC - MRO Championships 2021 - Rnd 5 @ Donington National

## EDlasia Formula 400 & Blue Haze GP

### RACE 21 - STATISTICS

**CLASS : S**

4 Starters

#### Fastest Lap History

NO	NAME	LAP TIME	TIME OF DAY	LAP	VEHICLE
30	Alan COOPER	1:22.189	16:24:14.543	2	Yamaha TZR250
30	Alan COOPER	1:21.734	16:25:36.277	3	Yamaha TZR250
30	Alan COOPER	1:21.589	16:32:27.827	8	Yamaha TZR250

#### Leader History

NO	NAME	FROM LAP	LAPS LED	DISTANCE	VEHICLE
30	Alan COOPER	1	10	19.75 miles	Yamaha TZR250

# BMCRC - MRO Championships 2021 - Rnd 5 @ Donington National

## EDlasia Formula 400 & Blue Haze GP

### RACE 21 - STATISTICS

**CLASS : GP**

11 Starters

#### Fastest Lap History

NO	NAME	LAP TIME	TIME OF DAY	LAP	VEHICLE
117	Stuart HALL	<b>1:17.001</b>	16:24:04.795	2	Yamaha TZ250
1	Phil ATKINSON	<b>1:16.584</b>	16:24:05.256	2	Yamaha TZ350
117	Stuart HALL	<b>1:16.568</b>	16:25:21.364	3	Yamaha TZ250
117	Stuart HALL	<b>1:16.237</b>	16:26:37.601	4	Yamaha TZ250

#### Leader History

NO	NAME	FROM LAP	LAPS LED	DISTANCE	VEHICLE
22	Rik BALLERINI	1	1	1.94 miles	Yamaha TZ250
117	Stuart HALL	2	6	11.87 miles	Yamaha TZ250
1	Phil ATKINSON	8	3	5.93 miles	Yamaha TZ350

BMCRC-MRO Championships 2021



**TEAM RESPRO MRO 600 inc  
DART MOTORSPORT CLUBMAN 600**

**Donington Park National**

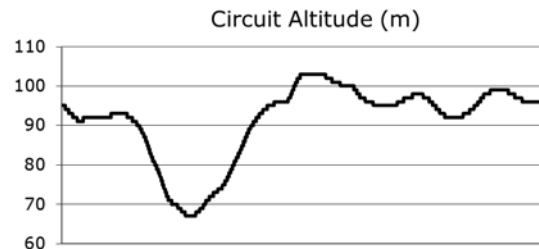
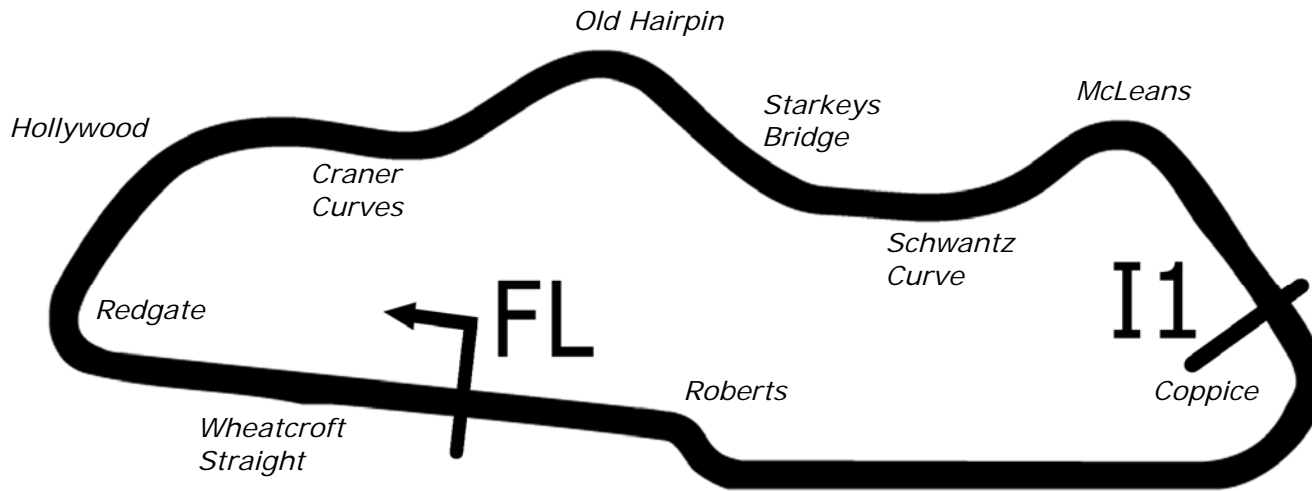
**4<sup>th</sup> / 5<sup>th</sup> September 2021**



Results Provided by Timing Solutions Ltd  
[www.tsl-timing.com](http://www.tsl-timing.com)



# Donington Park National



Length	1.9790 miles	3185.0 m	
FL		52.82971 N	1.37867 W
I1	2096m	52.82978 N	1.36508 W
Pit Entry	3100m	52.82951 N	1.37832 W
Pit Exit	229m after FL	52.82996 N	1.38205 W
Pit Entry–Pit Exit 256m, 18.4s @50kph, 15.3s @60kph			

All results available at [www.tsl-timing.com](http://www.tsl-timing.com)

# BMCRC - MRO Championships 2021 - Rnd 5 @ Donington National

## Team Respro MRO 600 & BMCRC Rookie 600

### QUALIFYING - CLASSIFICATION



CONTRACTORS LTD

POS	NO	CL	PIC NAME	ENTRY	TIME	ON	LAPS	GAP	DIFF	MPH
1	9		1 Glenn WALSH	Yamaha R6 - Walters Medical	1:13.028	9	10			97.56
2	56		2 Michael MILLS	Yamaha R6 - A51 Racing, The Wokingham Bar Compa	1:13.221	5	11	0.193	0.193	97.30
3	173		3 Stephen DRAPER	Yamaha R6 -	1:13.407	10	11	0.379	0.186	97.05
4	74	C	1 Steven GAGG	Yamaha R6 - LCE Services/SES Engineering	1:13.496	10	11	0.468	0.089	96.93
5	556*	C	2 Tommy FIELDING	Yamaha R6 - Exersci Fitness Products	1:13.570	7	11	0.542	0.074	96.84
6	2		4 Andrew GILL	Kawasaki ZX6R -	1:14.148	7	10	1.120	0.578	96.08
7	188		5 Dawid KRAWIECKI	Yamaha R6 - Code Blue LTD & D A East Electrical	1:14.342	8	11	1.314	0.194	95.83
8	154		6 Shane NORVAL	Yamaha R6 - European Shoe Machinery	1:14.546	9	11	1.518	0.204	95.57
9	125	C	3 Scott STONE	Kawasaki ZX6R - Beaumont racing	1:14.732	8	11	1.704	0.186	95.33
10	13		7 Doug EDMONDSON	Triumph DAYTONA - Stan Stephens Tuning	1:14.746	9	11	1.718	0.014	95.31
11	321		8 Martin MORRIS	Kawasaki ZX6R - Morris Racing, Obsession Engineerin	1:14.784	9	11	1.756	0.038	95.26
12	134		9 Donald GILBERT	Kawasaki ZX6R - S and N tyres	1:14.827	9	10	1.799	0.043	95.21
13	169	C	4 Gareth CUNNINGHAM	Yamaha R6 - Right gear motorcycles	1:14.896	10	11	1.868	0.069	95.12
14	818	C	5 Alex BARKER	Yamaha R6 - Barker Woodrow LTD	1:15.008	6	11	1.980	0.112	94.98
15	7	C	6 Thomas BENSTED	Triumph Daytona 675R - Significant Debt Racing	1:15.046	10	11	2.018	0.038	94.93
16	95		10 Grant ROBERTSON	Kawasaki ZX6R -	1:15.188	11	11	2.160	0.142	94.75
17	23		11 Gary VINES	Honda CBR -	1:15.395	10	10	2.367	0.207	94.49
18	200		12 Dan BURNHAM	Triumph DAYTONA 675 - BDR RACING / KY JAX	1:15.405	6	11	2.377	0.010	94.48
19	231		13 Marcus SIMPSON	Yamaha R6 - JPS Racing	1:15.453	9	11	2.425	0.048	94.42
20	111		14 Ryan FOLKES	Triumph DAYTONA 675 - Carl Harrison Motorcycle Servi	1:15.733	11	11	2.705	0.280	94.07
21	37	C	7 Alexander LATHAM	Triumph DAYTONA - BR-8 / McCrash Racing	1:15.755	8	11	2.727	0.022	94.04
22	192	C	8 Daniel MOFFA	Kawasaki ZX6R - DM Racing	1:16.334	8	11	3.306	0.579	93.33
23	132	C	9 Mitchell GILBERT	Suzuki GSXR 600 - The Asap group	1:16.342	11	11	3.314	0.008	93.32
24	63		15 Michael MACE	Yamaha R6 - Kevin Marshall	1:16.447	9	11	3.419	0.105	93.19
25	100	C	10 Craig HOWTON	Kawasaki ZX6R - ME	1:16.713	8	10	3.685	0.266	92.87
26	60		16 Jack YOUNGE	Yamaha R6 - Chase Timber / iceni motorcycles	1:17.082	9	11	4.054	0.369	92.42
27	179	600	2 Thomas GARNER	Yamaha R6 -	1:17.191	9	11	4.163	0.109	92.29
28	90	600	3 Adam GATHERCOLE	Triumph DAYTONA 675 - Ride In Bike Tyres	1:17.470	6	11	4.442	0.279	91.96
29	118		17 Jim COYLE	Triumph 675 - Big Jim RIP	1:17.603	8	11	4.575	0.133	91.80
30	624	C	11 Matthew FEDRICK	Yamaha R6 - Matthew Fedrick farriers ltd/ Palmer Race	1:17.861	4	8	4.833	0.258	91.50
31	8	C	12 Dave SAUNDERS	Honda CBR600 - ETR Building & Civil Engineering Ltd	1:18.078	10	11	5.050	0.217	91.25
32	51		18 Ross CLARKE	Kawasaki ZX6R - Ross clarke Farriery	1:18.215	11	11	5.187	0.137	91.09
33	165*	C	13 Joshua HUMPHRIES	Yamaha R6 - GME Electrical racing	1:18.273	9	11	5.245	0.058	91.02
34	284	C	14 Matthew SEEDS	Kawasaki ZX6R - Homeplan	1:18.334	10	10	5.306	0.061	90.95
35	501	600	4 Ashley COID	Kawasaki ZX636R -	1:18.582	8	11	5.554	0.248	90.66
36	43	C	15 Daniel SALES	Yamaha R6 - Team Freddie, Ron & Frankie	1:19.144	10	10	6.116	0.562	90.02
37	22	600	5 Matt GATHERCOLE	Kawasaki ZX6R - Ride In Bike Tyres	1:19.432	5	11	6.404	0.288	89.69
38	83		19 Talan SKEELS-PIGGINS	Yamaha R6 - Talan Racing	1:19.617	7	10	6.589	0.185	89.48
39	636	600	6 Matthew MILLS	Kawasaki ZX6R -	1:19.717	10	10	6.689	0.100	89.37
40	331		20 Tim BURROWS	Yamaha R6 -	1:20.040	10	10	7.012	0.323	89.01
41	212	C	16 Matt PALLET	Kawasaki ZX6R - In.timber	1:20.440	11	11	7.412	0.400	88.57
42	686	600	8 Liam SPILLER	Yamaha R6 - LD Renovate Ltd	1:20.775	9	10	7.747	0.335	88.20
43	50		21 Aditya Singh BEHAL	Yamaha YZF-R6 - Urban Nomads Racing	1:20.819	8	9	7.791	0.044	88.15
44	28	600	9 Craig BICKNELL	Yamaha R6 - On Point Security LTD	1:21.143	7	10	8.115	0.324	87.80
45	155		22 Richard LAMBOURNE	Yamaha R6 - D and A Lambourne	1:21.244	10	10	8.216	0.101	87.69
46	117	C	17 Benjamin STONARD	Yamaha R6 - BJ Signs & Decals LTD	1:21.296	4	9	8.268	0.052	87.63
47	62	600	10 Oliver NUNN	Yamaha R6 - Intertechnik UK & STVL	1:21.535	10	10	8.507	0.239	87.38
48	155	600	11 Eliot SMITH	Honda CBR600RR - Pro-Moto Europe Ltd	1:23.051	8	10	10.023	1.516	85.78
49	371	600	12 Billy HUTCHINGS	Yamaha R6 -	1:23.326	10	10	10.298	0.275	85.50
50	41	600	13 Daniel NURRISH	Yamaha R6 - Dcn Autobody	1:27.323	10	10	14.295	3.997	81.58
51	42	600	14 Kai EVANS	Suzuki GSXR 600 - CBS Ltd Construction and Enginee	1:27.459	8	10	14.431	0.136	81.46
52	23	600	15 Carl WATSON	Kawasaki ZX6R - Roofworks/Raw K9 Nutrition	1:34.639	6	6	21.611	7.180	75.28
53	63	600	16 Robert BUSH	Suzuki GSXR 600 - Legacy Racing	1:37.607	7	9	24.579	2.968	72.99
54	92	C	18 James WELCH	Yamaha R6 -			1			

\* Bike 165 - Please fit a working transponder

\* Bike 565 - Intermittent transponder signal, please check wiring

Clerk Of Course :	Stewards :	Timekeeper :
-------------------	------------	--------------

Results can be found at [www.tsl-timing.com](http://www.tsl-timing.com)

Printed - 09:45 Saturday, 04 September 2021



# BMCRC - MRO Championships 2021 - Rnd 5 @ Donington National

Team Respro MRO 600 & BMCRC Rookie 600

## QUALIFYING - SECTOR ANALYSIS



SECTOR 1 = FL to I1, SECTOR 2 = I1 to FL, DIFF = Difference To Personal Best Lap, P = Crossed Finish Line in Pit Lane, D = Time Disallowed

P1 9		Glenn WALSH		Yamaha R6 - Walters Medical			
IDEAL LAP TIME : 1:13.028		BEST LAP TIME : 1:13.028		DIFFERENCE : 0.000			
LAP	SECTOR 1	SECTOR 2	LAP TIME	MPH	DIFF	TIME OF DAY	
1 -						09:30:54.702	
2 -	53.579	28.285	1:21.864	87.03	8.836	09:32:16.566	
3 -	51.683	IN PIT	1:23.082	P 85.75	10.054	09:33:39.648	
4 -	OUTLAP	27.157	1:53.598	62.71	40.570	09:35:33.246	
5 -	48.644	25.960	1:14.604	(2) 95.49	1.576	09:36:47.850	
6 -	52.605	IN PIT	1:23.915	P 84.90	10.887	09:38:11.765	
7 -	OUTLAP	28.399	2:10.824	54.45	57.796	09:40:22.589	
8 -	49.674	25.904	1:15.578	(3) 94.26	2.550	09:41:38.167	
9 -	<b>47.738</b>	<b>25.290</b>	<b>1:13.028</b>	(1) <b>97.56</b>		<b>09:42:51.195</b>	
10 -	52.574	32.703	1:25.277	83.54	12.249	09:44:16.472	

P2 56		Michael MILLS		Yamaha R6 - A51 Racing, The Wokingham Bar Company			
IDEAL LAP TIME : 1:13.154		BEST LAP TIME : 1:13.221		DIFFERENCE : 0.067			
LAP	SECTOR 1	SECTOR 2	LAP TIME	MPH	DIFF	TIME OF DAY	
1 -						09:31:12.364	
2 -	56.430	29.475	1:25.905	82.93	12.684	09:32:38.269	
3 -	49.172	26.855	1:16.027	93.71	2.806	09:33:54.296	
4 -	53.667	27.135	1:20.802	88.17	7.581	09:35:15.098	
5 -	<b>47.622</b>	25.599	<b>1:13.221</b>	(1) <b>97.30</b>		<b>09:36:28.319</b>	
6 -	49.415	26.457	1:15.872	93.90	2.651	09:37:44.191	
7 -	55.014	27.585	1:22.599	86.25	9.378	09:39:06.790	
8 -	48.050	25.785	1:13.835	(3) 96.49	0.614	09:40:20.625	
9 -	50.098	26.931	1:17.029	92.49	3.808	09:41:37.654	
10 -	47.691	<b>25.532</b>	1:13.223	(2) 97.30	0.002	09:42:50.877	
11 -	52.356	32.462	1:24.818	83.99	11.597	09:44:15.695	

P3 173		Stephen DRAPER		Yamaha R6 -			
IDEAL LAP TIME : 1:13.373		BEST LAP TIME : 1:13.407		DIFFERENCE : 0.034			
LAP	SECTOR 1	SECTOR 2	LAP TIME	MPH	DIFF	TIME OF DAY	
1 -						09:31:11.729	
2 -	56.854	27.826	1:24.680	84.13	11.273	09:32:36.409	
3 -	50.534	26.845	1:17.379	92.07	3.972	09:33:53.788	
4 -	50.961	26.713	1:17.674	91.72	4.267	09:35:11.462	
5 -	49.200	26.117	1:15.317	(3) 94.59	1.910	09:36:26.779	
6 -	49.361	26.885	1:16.246	93.44	2.839	09:37:43.025	
7 -	56.082	28.092	1:24.174	84.64	10.767	09:39:07.199	
8 -	48.833	<b>25.555</b>	1:14.388	(2) 95.77	0.981	09:40:21.587	
9 -	49.428	26.092	1:15.520	94.34	2.113	09:41:37.107	
10 -	<b>47.818</b>	25.589	<b>1:13.407</b>	(1) <b>97.05</b>		<b>09:42:50.514</b>	
11 -	51.272	30.555	1:21.827	87.06	8.420	09:44:12.341	

P4 74 C		Steven GAGG		Yamaha R6 - LCE Services/SES Engineering			
IDEAL LAP TIME : 1:13.496		BEST LAP TIME : 1:13.496		DIFFERENCE : 0.000			
LAP	SECTOR 1	SECTOR 2	LAP TIME	MPH	DIFF	TIME OF DAY	
1 -						09:31:21.282	
2 -	54.901	27.800	1:22.701	86.14	9.205	09:32:43.983	
3 -	50.811	26.720	1:17.531	91.89	4.035	09:34:01.514	
4 -	49.970	27.302	1:17.272	92.20	3.776	09:35:18.786	
5 -	53.428	26.631	1:20.059	88.99	6.563	09:36:38.845	
6 -	48.882	25.926	1:14.808	(3) 95.23	1.312	09:37:53.653	
7 -	49.334	26.224	1:15.558	94.29	2.062	09:39:09.211	
8 -	49.119	26.048	1:15.167	94.78	1.671	09:40:24.378	
9 -	48.574	25.872	1:14.446	(2) 95.70	0.950	09:41:38.824	
10 -	<b>47.951</b>	<b>25.545</b>	<b>1:13.496</b>	(1) <b>96.93</b>		<b>09:42:52.320</b>	
11 -	51.818	28.977	1:20.795	88.18	7.299	09:44:13.115	

Weather / Track : Cloudy / Dry

Donington Park National  
Circuit Length = 1.9790 miles  
Start: 09:30 Flag 09:43 End: 09:44

# BMCRC - MRO Championships 2021 - Rnd 5 @ Donington National

Team Respro MRO 600 & BMCRC Rookie 600

## QUALIFYING - SECTOR ANALYSIS



SECTOR 1 = FL to I1, SECTOR 2 = I1 to FL, DIFF = Difference To Personal Best Lap, P = Crossed Finish Line in Pit Lane, D = Time Disallowed

P5 556 C		Tommy FIELDING		Yamaha R6 - Exersci Fitness Products			
IDEAL LAP TIME : 1:13.570		BEST LAP TIME : 1:13.570		DIFFERENCE : 0.000			
LAP	SECTOR 1	SECTOR 2	LAP TIME	MPH	DIFF	TIME OF DAY	
1 -						09:31:03.959	
2 -			1:19.899	89.16	6.329	09:32:23.858	
3 -	50.336	26.263	1:16.599	93.01	3.029	09:33:40.458	
4 -	48.230	26.037	1:14.267	95.93	0.697	09:34:54.725	
5 -	50.431	25.923	1:16.354	93.31	2.784	09:36:11.079	
6 -	50.984	26.516	1:17.500	91.93	3.930	09:37:28.579	
7 -	<b>48.087</b>	<b>25.483</b>	<b>1:13.570 (1)</b>	<b>96.84</b>		<b>09:38:42.149</b>	
8 -			1:13.669 (2)	96.71	0.099	09:39:55.818	
9 -	48.581	26.954	1:15.535	94.32	1.965	09:41:11.353	
10 -			1:16.019	93.72	2.449	09:42:27.372	
11 -			1:13.772 (3)	96.57	0.202	09:43:41.144	

P6 2		Andrew GILL		Kawasaki ZX6R -			
IDEAL LAP TIME : 1:14.148		BEST LAP TIME : 1:14.148		DIFFERENCE : 0.000			
LAP	SECTOR 1	SECTOR 2	LAP TIME	MPH	DIFF	TIME OF DAY	
1 -						09:30:40.691	
2 -	53.864	28.144	1:22.008	86.87	7.860	09:32:02.699	
3 -	52.139	27.144	1:19.283	89.86	5.135	09:33:21.982	
4 -	51.556	26.487	1:18.043	91.29	3.895	09:34:40.025	
5 -	50.122	27.454	1:17.576 (3)	91.84	3.428	09:35:57.601	
6 -	51.450	26.219	1:17.669	91.73	3.521	09:37:15.270	
7 -	<b>48.184</b>	<b>25.964</b>	<b>1:14.148 (1)</b>	<b>96.08</b>		<b>09:38:29.418</b>	
8 -	49.394	26.549	1:15.943 (2)	93.81	1.795	09:39:45.361	
9 -	51.262	26.426	1:17.688	91.70	3.540	09:41:03.049	
10 -	51.743	IN PIT	1:28.013 P	80.94	13.865	09:42:31.062	

P7 188		Dawid KRAWIECKI		Yamaha R6 - Code Blue LTD & D A East Electrical			
IDEAL LAP TIME : 1:14.342		BEST LAP TIME : 1:14.342		DIFFERENCE : 0.000			
LAP	SECTOR 1	SECTOR 2	LAP TIME	MPH	DIFF	TIME OF DAY	
1 -						09:30:54.176	
2 -	53.311	28.685	1:21.996	86.89	7.654	09:32:16.172	
3 -	52.188	26.936	1:19.124	90.04	4.782	09:33:35.296	
4 -	49.700	26.849	1:16.549	93.07	2.207	09:34:51.845	
5 -	50.133	27.367	1:17.500	91.93	3.158	09:36:09.345	
6 -	49.224	26.209	1:15.433 (3)	94.44	1.091	09:37:24.778	
7 -	49.069	26.217	1:15.286 (2)	94.63	0.944	09:38:40.064	
8 -	<b>48.498</b>	<b>25.844</b>	<b>1:14.342 (1)</b>	<b>95.83</b>		<b>09:39:54.406</b>	
9 -	49.989	28.994	1:18.983	90.20	4.641	09:41:13.389	
10 -	51.266	26.959	1:18.225	91.07	3.883	09:42:31.614	
11 -	49.201	26.239	1:15.440	94.44	1.098	09:43:47.054	

P8 154		Shane NORVAL		Yamaha R6 - European Shoe Machinery			
IDEAL LAP TIME : 1:14.546		BEST LAP TIME : 1:14.546		DIFFERENCE : 0.000			
LAP	SECTOR 1	SECTOR 2	LAP TIME	MPH	DIFF	TIME OF DAY	
1 -						09:31:01.997	
2 -	55.601	28.539	1:24.140	84.67	9.594	09:32:26.137	
3 -	51.326	27.875	1:19.201	89.95	4.655	09:33:45.338	
4 -	48.759	26.132	1:14.891 (2)	95.13	0.345	09:35:00.229	
5 -	49.239	26.026	1:15.265 (3)	94.66	0.719	09:36:15.494	
6 -	50.284	26.000	1:16.284	93.39	1.738	09:37:31.778	
7 -	50.677	26.092	1:16.769	92.80	2.223	09:38:48.547	
8 -	49.297	26.054	1:15.351	94.55	0.805	09:40:03.898	
9 -	<b>48.649</b>	<b>25.897</b>	<b>1:14.546 (1)</b>	<b>95.57</b>		<b>09:41:18.444</b>	
10 -	49.908	27.306	1:17.214	92.27	2.668	09:42:35.658	
11 -	50.547	26.617	1:17.164	92.33	2.618	09:43:52.822	

Weather / Track : Cloudy / Dry

Donington Park National  
Circuit Length = 1.9790 miles  
Start: 09:30 Flag 09:43 End: 09:44

# BMCRC - MRO Championships 2021 - Rnd 5 @ Donington National

Team Respro MRO 600 & BMCRC Rookie 600

## QUALIFYING - SECTOR ANALYSIS



SECTOR 1 = FL to I1, SECTOR 2 = I1 to FL, DIFF = Difference To Personal Best Lap, P = Crossed Finish Line in Pit Lane, D = Time Disallowed

P9 125 C		Scott STONE		Kawasaki ZX6R - Beaumont racing		
IDEAL LAP TIME : 1:14.732		BEST LAP TIME : 1:14.732		DIFFERENCE : 0.000		
LAP	SECTOR 1	SECTOR 2	LAP TIME	MPH	DIFF	TIME OF DAY
1 -						09:31:06.173
2 -	54.399	27.346	1:21.745	87.15	7.013	09:32:27.918
3 -	50.295	27.470	1:17.765	91.61	3.033	09:33:45.683
4 -	48.830	26.514	1:15.344 (3)	94.56	0.612	09:35:01.027
5 -	49.179	26.358	1:15.537	94.31	0.805	09:36:16.564
6 -	49.866	26.231	1:16.097	93.62	1.365	09:37:32.661
7 -	50.267	26.495	1:16.762	92.81	2.030	09:38:49.423
8 -	<b>48.718</b>	<b>26.014</b>	<b>1:14.732 (1)</b>	<b>95.33</b>		<b>09:40:04.155</b>
9 -	48.830	26.097	1:14.927 (2)	95.08	0.195	09:41:19.082
10 -	49.714	27.134	1:16.848	92.71	2.116	09:42:35.930
11 -	49.795	26.063	1:15.858	93.92	1.126	09:43:51.788

P10 13		Doug EDMONDSON		Triumph DAYTONA - Stan Stephens Tuning		
IDEAL LAP TIME : 1:14.746		BEST LAP TIME : 1:14.746		DIFFERENCE : 0.000		
LAP	SECTOR 1	SECTOR 2	LAP TIME	MPH	DIFF	TIME OF DAY
1 -						09:31:32.845
2 -	51.603	26.907	1:18.510	90.74	3.764	09:32:51.355
3 -	50.379	27.078	1:17.457	91.98	2.711	09:34:08.812
4 -	50.203	26.840	1:17.043	92.47	2.297	09:35:25.855
5 -	50.180	26.991	1:17.171	92.32	2.425	09:36:43.026
6 -	51.659	27.262	1:18.921	90.27	4.175	09:38:01.947
7 -	48.822	28.440	1:17.262	92.21	2.516	09:39:19.209
8 -	49.194	26.593	1:15.787 (2)	94.00	1.041	09:40:34.996
9 -	<b>48.706</b>	<b>26.040</b>	<b>1:14.746 (1)</b>	<b>95.31</b>		<b>09:41:49.742</b>
10 -	49.137	26.759	1:15.896 (3)	93.87	1.150	09:43:05.638
11 -	49.175	27.035	1:16.210	93.48	1.464	09:44:21.848

P11 321		Martin MORRIS		Kawasaki ZX6R - Morris Racing, Obsession Engineering		
IDEAL LAP TIME : 1:14.784		BEST LAP TIME : 1:14.784		DIFFERENCE : 0.000		
LAP	SECTOR 1	SECTOR 2	LAP TIME	MPH	DIFF	TIME OF DAY
1 -						09:30:56.691
2 -	54.128	28.950	1:23.078	85.75	8.294	09:32:19.769
3 -	51.122	26.565	1:17.687	91.70	2.903	09:33:37.456
4 -	49.828	26.806	1:16.634	92.96	1.850	09:34:54.090
5 -	50.405	26.243	1:16.648	92.95	1.864	09:36:10.738
6 -	51.018	26.651	1:17.669	91.73	2.885	09:37:28.407
7 -	49.532	26.084	1:15.616 (3)	94.22	0.832	09:38:44.023
8 -	49.035	26.194	1:15.229 (2)	94.70	0.445	09:39:59.252
9 -	<b>49.004</b>	<b>25.780</b>	<b>1:14.784 (1)</b>	<b>95.26</b>		<b>09:41:14.036</b>
10 -	49.688	27.293	1:16.981	92.55	2.197	09:42:31.017
11 -	49.301	26.824	1:16.125	93.59	1.341	09:43:47.142

P12 134		Donald GILBERT		Kawasaki ZX6R - S and N tyres		
IDEAL LAP TIME : 1:14.827		BEST LAP TIME : 1:14.827		DIFFERENCE : 0.000		
LAP	SECTOR 1	SECTOR 2	LAP TIME	MPH	DIFF	TIME OF DAY
1 -						09:32:01.614
2 -	52.872	26.903	1:19.775	89.30	4.948	09:33:21.389
3 -	50.998	26.456	1:17.454	91.98	2.627	09:34:38.843
4 -	50.878	26.012	1:16.890	92.66	2.063	09:35:55.733
5 -	49.570	26.047	1:15.617	94.22	0.790	09:37:11.350
6 -	49.247	25.872	1:15.119 (3)	94.84	0.292	09:38:26.469
7 -	49.568	26.190	1:15.758	94.04	0.931	09:39:42.227
8 -	48.968	25.997	1:14.965 (2)	95.03	0.138	09:40:57.192
9 -	<b>48.958</b>	<b>25.869</b>	<b>1:14.827 (1)</b>	<b>95.21</b>		<b>09:42:12.019</b>
10 -	50.105	26.690	1:16.795	92.77	1.968	09:43:28.814

Weather / Track : Cloudy / Dry

Donington Park National  
Circuit Length = 1.9790 miles  
Start: 09:30 Flag 09:43 End: 09:44

# BMCRC - MRO Championships 2021 - Rnd 5 @ Donington National

Team Respro MRO 600 & BMCRC Rookie 600

## QUALIFYING - SECTOR ANALYSIS



SECTOR 1 = FL to I1, SECTOR 2 = I1 to FL, DIFF = Difference To Personal Best Lap, P = Crossed Finish Line in Pit Lane, D = Time Disallowed

P13 169 C Gareth CUNNINGHAM			Yamaha R6 - Right gear motorcycles			
IDEAL LAP TIME : 1:14.822		BEST LAP TIME : 1:14.896		DIFFERENCE : 0.074		
LAP	SECTOR 1	SECTOR 2	LAP TIME	MPH	DIFF	TIME OF DAY
1 -						09:31:16.506
2 -	52.629	28.192	1:20.821	88.15	5.925	09:32:37.327
3 -	49.759	27.176	1:16.935	92.60	2.039	09:33:54.262
4 -	50.874	26.726	1:17.600	91.81	2.704	09:35:11.862
5 -	48.946	26.643	1:15.589 (2)	94.25	0.693	09:36:27.451
6 -	55.147	27.092	1:22.239	86.63	7.343	09:37:49.690
7 -	50.702	27.804	1:18.506	90.75	3.610	09:39:08.196
8 -	<b>48.901</b>	27.061	1:15.962	93.79	1.066	09:40:24.158
9 -	48.953	26.824	1:15.777 (3)	94.02	0.881	09:41:39.935
10 -	48.975	<b>25.921</b>	<b>1:14.896 (1)</b>	<b>95.12</b>		<b>09:42:54.831</b>
11 -	49.505	26.786	1:16.291	93.38	1.395	09:44:11.122

P14 818 C Alex BARKER			Yamaha R6 - Barker Woodrow LTD			
IDEAL LAP TIME : 1:14.790		BEST LAP TIME : 1:15.008		DIFFERENCE : 0.218		
LAP	SECTOR 1	SECTOR 2	LAP TIME	MPH	DIFF	TIME OF DAY
1 -						09:30:41.624
2 -	53.285	27.404	1:20.689	88.29	5.681	09:32:02.313
3 -	51.014	26.269	1:17.283	92.18	2.275	09:33:19.596
4 -	49.060	<b>25.991</b>	1:15.051 (2)	94.93	0.043	09:34:34.647
5 -	49.646	26.093	1:15.739 (3)	94.06	0.731	09:35:50.386
6 -	<b>48.799</b>	26.209	<b>1:15.008 (1)</b>	<b>94.98</b>		<b>09:37:05.394</b>
7 -	49.492	26.742	1:16.234	93.45	1.226	09:38:21.628
8 -	49.753	26.491	1:16.244	93.44	1.236	09:39:37.872
9 -	50.210	26.389	1:16.599	93.01	1.591	09:40:54.471
10 -	49.107	26.892	1:15.999	93.74	0.991	09:42:10.470
11 -	50.304	28.146	1:18.450	90.81	3.442	09:43:28.920

P15 7 C Thomas BENSTED			Triumph Daytona 675R - Significant Debt Racing			
IDEAL LAP TIME : 1:15.046		BEST LAP TIME : 1:15.046		DIFFERENCE : 0.000		
LAP	SECTOR 1	SECTOR 2	LAP TIME	MPH	DIFF	TIME OF DAY
1 -						09:30:38.886
2 -	51.118	26.713	1:17.831	91.53	2.785	09:31:56.717
3 -	51.867	27.027	1:18.894	90.30	3.848	09:33:15.611
4 -	49.737	26.282	1:16.019 (2)	93.72	0.973	09:34:31.630
5 -	50.234	26.485	1:16.719	92.86	1.673	09:35:48.349
6 -	49.388	27.277	1:16.665	92.93	1.619	09:37:05.014
7 -	49.573	26.714	1:16.287 (3)	93.39	1.241	09:38:21.301
8 -	50.684	26.637	1:17.321	92.14	2.275	09:39:38.622
9 -	51.414	27.678	1:19.092	90.08	4.046	09:40:57.714
10 -	<b>49.276</b>	<b>25.770</b>	<b>1:15.046 (1)</b>	<b>94.93</b>		<b>09:42:12.760</b>
11 -	49.948	27.132	1:17.080	92.43	2.034	09:43:29.840

P16 95 Grant ROBERTSON			Kawasaki ZX6R -			
IDEAL LAP TIME : 1:14.969		BEST LAP TIME : 1:15.188		DIFFERENCE : 0.219		
LAP	SECTOR 1	SECTOR 2	LAP TIME	MPH	DIFF	TIME OF DAY
1 -						09:30:42.810
2 -	55.946	27.492	1:23.438	85.38	8.250	09:32:06.248
3 -	50.494	26.598	1:17.092	92.41	1.904	09:33:23.340
4 -	49.803	26.378	1:16.181	93.52	0.993	09:34:39.521
5 -	50.009	26.652	1:16.661	92.93	1.473	09:35:56.182
6 -	49.631	<b>26.034</b>	1:15.665 (2)	94.16	0.477	09:37:11.847
7 -	49.383	26.429	1:15.812 (3)	93.97	0.624	09:38:27.659
8 -	49.397	26.901	1:16.298	93.37	1.110	09:39:43.957
9 -	50.404	26.359	1:16.763	92.81	1.575	09:41:00.720
10 -	50.061	26.304	1:16.365	93.29	1.177	09:42:17.085
11 -	<b>48.935</b>	26.253	<b>1:15.188 (1)</b>	<b>94.75</b>		<b>09:43:32.273</b>

Weather / Track : Cloudy / Dry

Donington Park National  
Circuit Length = 1.9790 miles  
Start: 09:30 Flag 09:43 End: 09:44

# BMCRC - MRO Championships 2021 - Rnd 5 @ Donington National

Team Respro MRO 600 & BMCRC Rookie 600

## QUALIFYING - SECTOR ANALYSIS



SECTOR 1 = FL to I1, SECTOR 2 = I1 to FL, DIFF = Difference To Personal Best Lap, P = Crossed Finish Line in Pit Lane, D = Time Disallowed

P17 23		Gary VINES		Honda CBR -			
IDEAL LAP TIME : 1:15.395		BEST LAP TIME : 1:15.395		DIFFERENCE : 0.000			
LAP	SECTOR 1	SECTOR 2	LAP TIME	MPH	DIFF	TIME OF DAY	
1 -						09:31:55.191	
2 -	53.710	27.480	1:21.190	87.75	5.795	09:33:16.381	
3 -	50.716	26.901	1:17.617	91.79	2.222	09:34:33.998	
4 -	51.110	26.613	1:17.723	91.66	2.328	09:35:51.721	
5 -	50.418	26.494	1:16.912 (3)	92.63	1.517	09:37:08.633	
6 -	50.400	26.714	1:17.114	92.39	1.719	09:38:25.747	
7 -	49.951	27.982	1:17.933	91.42	2.538	09:39:43.680	
8 -	50.076	26.490	1:16.566 (2)	93.05	1.171	09:41:00.246	
9 -	51.438	26.434	1:17.872	91.49	2.477	09:42:18.118	
10 -	<b>49.313</b>	<b>26.082</b>	<b>1:15.395 (1)</b>	<b>94.49</b>		<b>09:43:33.513</b>	

P18 200		Dan BURNHAM		Triumph DAYTONA 675 - BDR RACING / KY JAX			
IDEAL LAP TIME : 1:15.297		BEST LAP TIME : 1:15.405		DIFFERENCE : 0.108			
LAP	SECTOR 1	SECTOR 2	LAP TIME	MPH	DIFF	TIME OF DAY	
1 -						09:30:49.027	
2 -	58.196	28.040	1:26.236	82.61	10.831	09:32:15.263	
3 -	51.991	26.476	1:18.467	90.79	3.062	09:33:33.730	
4 -	49.661	26.958	1:16.619	92.98	1.214	09:34:50.349	
5 -	50.368	26.191	1:16.559	93.06	1.154	09:36:06.908	
6 -	49.389	<b>26.016</b>	<b>1:15.405 (1)</b>	<b>94.48</b>		<b>09:37:22.313</b>	
7 -	<b>49.281</b>	26.140	1:15.421 (2)	94.46	0.016	09:38:37.734	
8 -	49.701	26.439	1:16.140 (3)	93.57	0.735	09:39:53.874	
9 -	49.777	26.506	1:16.283	93.39	0.878	09:41:10.157	
10 -	51.905	26.807	1:18.712	90.51	3.307	09:42:28.869	
11 -	49.865	26.956	1:16.821	92.74	1.416	09:43:45.690	

P19 231		Marcus SIMPSON		Yamaha R6 - JPS Racing			
IDEAL LAP TIME : 1:15.400		BEST LAP TIME : 1:15.453		DIFFERENCE : 0.053			
LAP	SECTOR 1	SECTOR 2	LAP TIME	MPH	DIFF	TIME OF DAY	
1 -						09:30:58.351	
2 -	54.343	28.334	1:22.677	86.17	7.224	09:32:21.028	
3 -	52.267	27.209	1:19.476	89.64	4.023	09:33:40.504	
4 -	50.101	27.038	1:17.139 (3)	92.36	1.686	09:34:57.643	
5 -	49.569	26.911	1:16.480 (2)	93.15	1.027	09:36:14.123	
6 -	51.312	26.654	1:17.966	91.38	2.513	09:37:32.089	
7 -	51.595	27.503	1:19.098	90.07	3.645	09:38:51.187	
8 -	51.486	<b>26.370</b>	1:17.856	91.51	2.403	09:40:09.043	
9 -	<b>49.030</b>	26.423	<b>1:15.453 (1)</b>	<b>94.42</b>		<b>09:41:24.496</b>	
10 -	51.066	27.082	1:18.148	91.16	2.695	09:42:42.644	
11 -	52.832	27.713	1:20.545	88.45	5.092	09:44:03.189	

P20 111		Ryan FOLKES		Triumph DAYTONA 675 - Carl Harrison Motorcycle Services			
IDEAL LAP TIME : 1:15.428		BEST LAP TIME : 1:15.733		DIFFERENCE : 0.305			
LAP	SECTOR 1	SECTOR 2	LAP TIME	MPH	DIFF	TIME OF DAY	
1 -						09:31:19.996	
2 -	52.277	27.118	1:19.395	89.73	3.662	09:32:39.391	
3 -	52.738	27.949	1:20.687	88.29	4.954	09:34:00.078	
4 -	49.961	28.083	1:18.044	91.29	2.311	09:35:18.122	
5 -	54.832	27.405	1:22.237	86.63	6.504	09:36:40.359	
6 -	50.290	26.619	1:16.909	92.63	1.176	09:37:57.268	
7 -	49.329	27.868	1:17.197	92.29	1.464	09:39:14.465	
8 -	49.935	26.509	1:16.444 (3)	93.20	0.711	09:40:30.909	
9 -	<b>49.263</b>	26.536	1:15.799 (2)	93.99	0.066	09:41:46.708	
10 -	52.756	29.298	1:22.054	86.82	6.321	09:43:08.762	
11 -	49.568	<b>26.165</b>	<b>1:15.733 (1)</b>	<b>94.07</b>		<b>09:44:24.495</b>	

Weather / Track : Cloudy / Dry

Donington Park National  
Circuit Length = 1.9790 miles  
Start: 09:30 Flag 09:43 End: 09:44

# BMCRC - MRO Championships 2021 - Rnd 5 @ Donington National

Team Respro MRO 600 & BMCRC Rookie 600

## QUALIFYING - SECTOR ANALYSIS



SECTOR 1 = FL to I1, SECTOR 2 = I1 to FL, DIFF = Difference To Personal Best Lap, P = Crossed Finish Line in Pit Lane, D = Time Disallowed

P21 37 C Alexander LATHAM			Triumph DAYTONA - BR-8 / McCrash Racing			
IDEAL LAP TIME : 1:15.062		BEST LAP TIME : 1:15.755		DIFFERENCE : 0.693		
LAP	SECTOR 1	SECTOR 2	LAP TIME	MPH	DIFF	TIME OF DAY
1 -						09:30:40.595
2 -	52.202	26.761	1:18.963	90.22	3.208	09:31:59.558
3 -	50.084	26.997	1:17.081	92.43	1.326	09:33:16.639
4 -	50.192	26.302	1:16.494	93.13	0.739	09:34:33.133
5 -	51.555	<b>25.928</b>	1:17.483	91.95	1.728	09:35:50.616
6 -	<b>49.134</b>	26.849	1:15.983 (2)	93.76	0.228	09:37:06.599
7 -	50.306	26.145	1:16.451 (3)	93.19	0.696	09:38:23.050
8 -	49.571	26.184	<b>1:15.755 (1)</b>	<b>94.04</b>		<b>09:39:38.805</b>
9 -	50.808	IN PIT	1:22.640 P	86.21	6.885	09:41:01.445
10 -	OUTLAP	27.033	2:02.602	58.11	46.847	09:43:04.047
11 -	50.214	27.623	1:17.837	91.53	2.082	09:44:21.884

P22 192 C Daniel MOFFA			Kawasaki ZX6R - DM Racing			
IDEAL LAP TIME : 1:16.334		BEST LAP TIME : 1:16.334		DIFFERENCE : 0.000		
LAP	SECTOR 1	SECTOR 2	LAP TIME	MPH	DIFF	TIME OF DAY
1 -						09:30:57.844
2 -	56.774	29.235	1:26.009	82.83	9.675	09:32:23.853
3 -	53.907	28.413	1:22.320	86.54	5.986	09:33:46.173
4 -	50.879	26.938	1:17.817 (3)	91.55	1.483	09:35:03.990
5 -	51.428	26.761	1:18.189	91.12	1.855	09:36:22.179
6 -	49.942	27.697	1:17.639 (2)	91.76	1.305	09:37:39.818
7 -	50.990	27.074	1:18.064	91.26	1.730	09:38:57.882
8 -	<b>49.576</b>	<b>26.758</b>	<b>1:16.334 (1)</b>	<b>93.33</b>		<b>09:40:14.216</b>
9 -	51.358	27.103	1:18.461	90.80	2.127	09:41:32.677
10 -	50.848	27.148	1:17.996	91.34	1.662	09:42:50.673
11 -	54.468	33.381	1:27.849	81.10	11.515	09:44:18.522

P23 132 C Mitchell GILBERT			Suzuki GSXR 600 - The Asap group			
IDEAL LAP TIME : 1:16.301		BEST LAP TIME : 1:16.342		DIFFERENCE : 0.041		
LAP	SECTOR 1	SECTOR 2	LAP TIME	MPH	DIFF	TIME OF DAY
1 -						09:30:44.477
2 -	55.995	27.419	1:23.414	85.41	7.072	09:32:07.891
3 -	52.066	26.933	1:18.999	90.18	2.657	09:33:26.890
4 -	50.612	<b>26.482</b>	1:17.094	92.41	0.752	09:34:43.984
5 -	50.293	27.438	1:17.731	91.65	1.389	09:36:01.715
6 -	51.166	27.184	1:18.350	90.93	2.008	09:37:20.065
7 -	50.196	26.520	1:16.716 (2)	92.87	0.374	09:38:36.781
8 -	50.123	26.670	1:16.793 (3)	92.77	0.451	09:39:53.574
9 -	50.261	27.676	1:17.937	91.41	1.595	09:41:11.511
10 -	50.520	26.559	1:17.079	92.43	0.737	09:42:28.590
11 -	<b>49.819</b>	26.523	<b>1:16.342 (1)</b>	<b>93.32</b>		<b>09:43:44.932</b>

P24 63 Michael MACE			Yamaha R6 - Kevin Marshall			
IDEAL LAP TIME : 1:16.447		BEST LAP TIME : 1:16.447		DIFFERENCE : 0.000		
LAP	SECTOR 1	SECTOR 2	LAP TIME	MPH	DIFF	TIME OF DAY
1 -						09:31:08.440
2 -	54.691	29.166	1:23.857	84.96	7.410	09:32:32.297
3 -	51.664	27.376	1:19.040	90.13	2.593	09:33:51.337
4 -	50.703	27.157	1:17.860	91.50	1.413	09:35:09.197
5 -	50.442	27.061	1:17.503	91.92	1.056	09:36:26.700
6 -	50.029	26.948	1:16.977 (2)	92.55	0.530	09:37:43.677
7 -	50.419	38.274	1:28.693	80.32	12.246	09:39:12.370
8 -	50.288	26.958	1:17.246 (3)	92.23	0.799	09:40:29.616
9 -	<b>49.695</b>	<b>26.752</b>	<b>1:16.447 (1)</b>	<b>93.19</b>		<b>09:41:46.063</b>
10 -	50.472	26.896	1:17.368	92.08	0.921	09:43:03.431
11 -	50.393	27.072	1:17.465	91.97	1.018	09:44:20.896

Weather / Track : Cloudy / Dry

Donington Park National  
Circuit Length = 1.9790 miles  
Start: 09:30 Flag 09:43 End: 09:44



# BMCRC - MRO Championships 2021 - Rnd 5 @ Donington National

Team Respro MRO 600 & BMCRC Rookie 600

## QUALIFYING - SECTOR ANALYSIS



SECTOR 1 = FL to I1, SECTOR 2 = I1 to FL, DIFF = Difference To Personal Best Lap, P = Crossed Finish Line in Pit Lane, D = Time Disallowed

P25 100 C Craig HOWTON			Kawasaki ZX6R - ME			
IDEAL LAP TIME : 1:16.640		BEST LAP TIME : 1:16.713	DIFFERENCE : 0.073			
LAP	SECTOR 1	SECTOR 2	LAP TIME	MPH	DIFF	TIME OF DAY
1 -						09:30:43.867
2 -	57.429	27.322	1:24.751	84.06	8.038	09:32:08.618
3 -	51.505	26.595	1:18.100	91.22	1.387	09:33:26.718
4 -	51.102	<b>26.440</b>	1:17.542	91.88	0.829	09:34:44.260
5 -	50.623	27.084	1:17.707	91.68	0.994	09:36:01.967
6 -	50.779	26.757	1:17.536 (3)	91.88	0.823	09:37:19.503
7 -	50.876	26.540	1:17.416 (2)	92.03	0.703	09:38:36.919
8 -	<b>50.200</b>	26.513	<b>1:16.713 (1)</b>	<b>92.87</b>		<b>09:39:53.632</b>
9 -	50.393	27.610	1:18.003	91.33	1.290	09:41:11.635
10 -	50.741	IN PIT	1:21.894 P	86.99	5.181	09:42:33.529

P26 60 Jack YOUNGE			Yamaha R6 - Chase Timber / iceni motorcycles			
IDEAL LAP TIME : 1:16.903		BEST LAP TIME : 1:17.082	DIFFERENCE : 0.179			
LAP	SECTOR 1	SECTOR 2	LAP TIME	MPH	DIFF	TIME OF DAY
1 -						09:30:44.328
2 -	58.062	28.425	1:26.487	82.37	9.405	09:32:10.815
3 -	52.027	27.629	1:19.656	89.44	2.574	09:33:30.471
4 -	51.596	27.894	1:19.490	89.62	2.408	09:34:49.961
5 -	51.704	27.012	1:18.716	90.51	1.634	09:36:08.677
6 -	51.298	26.905	1:18.203	91.10	1.121	09:37:26.880
7 -	51.487	26.697	1:18.184	91.12	1.102	09:38:45.064
8 -	50.361	27.114	1:17.475 (2)	91.96	0.393	09:40:02.539
9 -	50.495	26.587	<b>1:17.082 (1)</b>	<b>92.42</b>		<b>09:41:19.621</b>
10 -	<b>50.332</b>	28.291	1:18.623	90.61	1.541	09:42:38.244
11 -	51.373	<b>26.571</b>	1:17.944 (3)	91.40	0.862	09:43:56.188

P27 179 600 Thomas GARNER			Yamaha R6 -			
IDEAL LAP TIME : 1:17.191		BEST LAP TIME : 1:17.191	DIFFERENCE : 0.000			
LAP	SECTOR 1	SECTOR 2	LAP TIME	MPH	DIFF	TIME OF DAY
1 -						09:30:43.420
2 -	58.771	28.210	1:26.981	81.91	9.790	09:32:10.401
3 -	51.444	27.102	1:18.546	90.70	1.355	09:33:28.947
4 -	51.512	27.811	1:19.323	89.81	2.132	09:34:48.270
5 -	50.363	26.861	1:17.224 (2)	92.25	0.033	09:36:05.494
6 -	50.465	26.942	1:17.407 (3)	92.04	0.216	09:37:22.901
7 -	50.395	27.227	1:17.622	91.78	0.431	09:38:40.523
8 -	50.723	27.067	1:17.790	91.58	0.599	09:39:58.313
9 -	<b>50.357</b>	<b>26.834</b>	<b>1:17.191 (1)</b>	<b>92.29</b>		<b>09:41:15.504</b>
10 -	51.827	27.612	1:19.439	89.68	2.248	09:42:34.943
11 -	52.528	26.861	1:19.389	89.74	2.198	09:43:54.332

P28 90 600 Adam GATHERCOLE			Triumph DAYTONA 675 - Ride In Bike Tyres			
IDEAL LAP TIME : 1:17.351		BEST LAP TIME : 1:17.470	DIFFERENCE : 0.119			
LAP	SECTOR 1	SECTOR 2	LAP TIME	MPH	DIFF	TIME OF DAY
1 -						09:30:47.031
2 -	58.358	28.750	1:27.108	81.79	9.638	09:32:14.139
3 -	53.349	27.574	1:20.923	88.04	3.453	09:33:35.062
4 -	51.286	<b>27.040</b>	1:18.326 (3)	90.96	0.856	09:34:53.388
5 -	51.417	27.399	1:18.816	90.39	1.346	09:36:12.204
6 -	<b>50.311</b>	27.159	<b>1:17.470 (1)</b>	<b>91.96</b>		<b>09:37:29.674</b>
7 -	51.348	27.182	1:18.530	90.72	1.060	09:38:48.204
8 -	50.534	27.116	1:17.650 (2)	91.75	0.180	09:40:05.854
9 -	52.316	27.512	1:19.828	89.24	2.358	09:41:25.682
10 -	50.404	28.573	1:18.977	90.21	1.507	09:42:44.659
11 -	54.627	27.869	1:22.496	86.36	5.026	09:44:07.155

Weather / Track : Cloudy / Dry

Donington Park National  
Circuit Length = 1.9790 miles  
Start: 09:30 Flag 09:43 End: 09:44

# BMCRC - MRO Championships 2021 - Rnd 5 @ Donington National

Team Respro MRO 600 & BMCRC Rookie 600

## QUALIFYING - SECTOR ANALYSIS



SECTOR 1 = FL to I1, SECTOR 2 = I1 to FL, DIFF = Difference To Personal Best Lap, P = Crossed Finish Line in Pit Lane, D = Time Disallowed

P29 118		Jim COYLE		Triumph 675 - Big Jim RIP			
IDEAL LAP TIME : 1:17.536		BEST LAP TIME : 1:17.603		DIFFERENCE : 0.067			
LAP	SECTOR 1	SECTOR 2	LAP TIME	MPH	DIFF	TIME OF DAY	
1 -						09:30:45.794	
2 -	56.826	29.126	1:25.952	82.89	8.349	09:32:11.746	
3 -	52.264	27.426	1:19.690	89.40	2.087	09:33:31.436	
4 -	51.568	27.929	1:19.497	89.62	1.894	09:34:50.933	
5 -	<b>50.912</b>	27.351	1:18.263 (3)	91.03	0.660	09:36:09.196	
6 -	52.795	26.942	1:19.737	89.35	2.134	09:37:28.933	
7 -	51.409	26.837	1:18.246 (2)	91.05	0.643	09:38:47.179	
8 -	50.979	<b>26.624</b>	<b>1:17.603 (1)</b>	<b>91.80</b>		<b>09:40:04.782</b>	
9 -	51.421	26.873	1:18.294	90.99	0.691	09:41:23.076	
10 -	52.841	27.537	1:20.378	88.63	2.775	09:42:43.454	
11 -	56.501	28.947	1:25.448	83.37	7.845	09:44:08.902	

P30 624 C		Matthew FEDRICK		Yamaha R6 - Matthew Fedrick farriers ltd/ Palmer Race Skool			
IDEAL LAP TIME : 1:17.861		BEST LAP TIME : 1:17.861		DIFFERENCE : 0.000			
LAP	SECTOR 1	SECTOR 2	LAP TIME	MPH	DIFF	TIME OF DAY	
1 -		IN PIT			P	09:32:20.532	
2 -	OUTLAP	28.498	1:46.076	67.16	28.215	09:34:06.608	
3 -	53.133	28.045	1:21.178 (3)	87.76	3.317	09:35:27.786	
4 -	<b>50.285</b>	<b>27.576</b>	<b>1:17.861 (1)</b>	<b>91.50</b>		<b>09:36:45.647</b>	
5 -	53.346	27.874	1:21.220	87.72	3.359	09:38:06.867	
6 -	53.491	27.879	1:21.370	87.55	3.509	09:39:28.237	
7 -	52.732	27.678	1:20.410 (2)	88.60	2.549	09:40:48.647	
8 -	53.162	IN PIT	1:28.769	P 80.26	10.908	09:42:17.416	

P31 8 C		Dave SAUNDERS		Honda CBR600 - ETR Building & Civil Engineering Ltd			
IDEAL LAP TIME : 1:18.078		BEST LAP TIME : 1:18.078		DIFFERENCE : 0.000			
LAP	SECTOR 1	SECTOR 2	LAP TIME	MPH	DIFF	TIME OF DAY	
1 -						09:30:46.363	
2 -	56.509	29.367	1:25.876	82.96	7.798	09:32:12.239	
3 -	52.445	27.309	1:19.754	89.33	1.676	09:33:31.993	
4 -	51.849	27.869	1:19.718	89.37	1.640	09:34:51.711	
5 -	51.391	27.138	1:18.529 (2)	90.72	0.451	09:36:10.240	
6 -	52.624	27.423	1:20.047	89.00	1.969	09:37:30.287	
7 -	52.693	27.623	1:20.316	88.70	2.238	09:38:50.603	
8 -	52.295	27.554	1:19.849	89.22	1.771	09:40:10.452	
9 -	51.724	27.456	1:19.180 (3)	89.98	1.102	09:41:29.632	
10 -	<b>50.983</b>	<b>27.095</b>	<b>1:18.078 (1)</b>	<b>91.25</b>		<b>09:42:47.710</b>	
11 -	52.444	28.343	1:20.787	88.19	2.709	09:44:08.497	

P32 51		Ross CLARKE		Kawasaki ZX6R - Ross clarke Farriery			
IDEAL LAP TIME : 1:18.215		BEST LAP TIME : 1:18.215		DIFFERENCE : 0.000			
LAP	SECTOR 1	SECTOR 2	LAP TIME	MPH	DIFF	TIME OF DAY	
1 -						09:30:47.570	
2 -	59.343	29.295	1:28.638	80.37	10.423	09:32:16.208	
3 -	55.837	28.358	1:24.195	84.62	5.980	09:33:40.403	
4 -	54.160	28.219	1:22.379	86.48	4.164	09:35:02.782	
5 -	53.741	27.274	1:21.015	87.94	2.800	09:36:23.797	
6 -	52.040	28.466	1:20.506	88.49	2.291	09:37:44.303	
7 -	52.828	27.285	1:20.113 (3)	88.93	1.898	09:39:04.416	
8 -	53.350	28.213	1:21.563	87.35	3.348	09:40:25.979	
9 -	51.781	27.321	1:19.102 (2)	90.06	0.887	09:41:45.081	
10 -	52.362	28.335	1:20.697	88.28	2.482	09:43:05.778	
11 -	<b>51.064</b>	<b>27.151</b>	<b>1:18.215 (1)</b>	<b>91.09</b>		<b>09:44:23.993</b>	

Weather / Track : Cloudy / Dry

Donington Park National  
Circuit Length = 1.9790 miles  
Start: 09:30 Flag 09:43 End: 09:44

# BMCRC - MRO Championships 2021 - Rnd 5 @ Donington National

Team Respro MRO 600 & BMCRC Rookie 600

## QUALIFYING - SECTOR ANALYSIS



SECTOR 1 = FL to I1, SECTOR 2 = I1 to FL, DIFF = Difference To Personal Best Lap, P = Crossed Finish Line in Pit Lane, D = Time Disallowed

P33 165 C		Joshua HUMPHRIES		Yamaha R6 - GME Electrical racing		
IDEAL LAP TIME :		BEST LAP TIME : 1:18.273		DIFFERENCE :		
LAP	SECTOR 1	SECTOR 2	LAP TIME	MPH	DIFF	TIME OF DAY
1 -						09:31:05.323
2 -			1:26.085	82.76	7.812	09:32:31.408
3 -			1:21.534	87.38	3.261	09:33:52.942
4 -			1:24.973	83.84	6.700	09:35:17.915
5 -			1:22.292	86.57	4.019	09:36:40.207
6 -			1:18.284 (3)	91.01	0.011	09:37:58.491
7 -			1:18.278 (2)	91.01	0.005	09:39:16.769
8 -			1:18.401	90.87	0.128	09:40:35.170
9 -			<b>1:18.273 (1)</b>	<b>91.02</b>		<b>09:41:53.443</b>
10 -			1:18.679	90.55	0.406	09:43:12.122
11 -			1:18.447	90.82	0.174	09:44:30.569

P34 284 C		Matthew SEEDS		Kawasaki ZX6R - Homeplan		
IDEAL LAP TIME : 1:17.786		BEST LAP TIME : 1:18.334		DIFFERENCE : 0.548		
LAP	SECTOR 1	SECTOR 2	LAP TIME	MPH	DIFF	TIME OF DAY
1 -						09:31:32.306
2 -	53.704	27.197	1:20.901	88.06	2.567	09:32:53.207
3 -	53.331	26.762	1:20.093	88.95	1.759	09:34:13.300
4 -	51.849	<b>26.608</b>	1:18.457 (3)	90.80	0.123	09:35:31.757
5 -	51.456	27.154	1:18.610	90.63	0.276	09:36:50.367
6 -	52.432	26.938	1:19.370	89.76	1.036	09:38:09.737
7 -	<b>51.178</b>	27.249	1:18.427 (2)	90.84	0.093	09:39:28.164
8 -	52.247	27.542	1:19.789	89.29	1.455	09:40:47.953
9 -	51.718	27.910	1:19.628	89.47	1.294	09:42:07.581
10 -	51.695	26.639	<b>1:18.334 (1)</b>	<b>90.95</b>		<b>09:43:25.915</b>

P35 501 600		Ashley COID		Kawasaki ZX636R -		
IDEAL LAP TIME : 1:18.466		BEST LAP TIME : 1:18.582		DIFFERENCE : 0.116		
LAP	SECTOR 1	SECTOR 2	LAP TIME	MPH	DIFF	TIME OF DAY
1 -						09:30:45.766
2 -	57.701	29.436	1:27.137	81.76	8.555	09:32:12.903
3 -	54.109	27.720	1:21.829	87.06	3.247	09:33:34.732
4 -	52.353	27.610	1:19.963	89.09	1.381	09:34:54.695
5 -	51.838	27.409	1:19.247 (3)	89.90	0.665	09:36:13.942
6 -	52.547	27.369	1:19.916	89.15	1.334	09:37:33.858
7 -	51.928	<b>27.102</b>	1:19.030 (2)	90.15	0.448	09:38:52.888
8 -	<b>51.364</b>	27.218	<b>1:18.582 (1)</b>	<b>90.66</b>		<b>09:40:11.470</b>
9 -	56.243	28.610	1:24.853	83.96	6.271	09:41:36.323
10 -	59.453	30.102	1:29.555	79.55	10.973	09:43:05.878
11 -	55.306	30.288	1:25.594	83.23	7.012	09:44:31.472

P36 43 C		Daniel SALES		Yamaha R6 - Team Freddie, Ron & Frankie		
IDEAL LAP TIME : 1:19.144		BEST LAP TIME : 1:19.144		DIFFERENCE : 0.000		
LAP	SECTOR 1	SECTOR 2	LAP TIME	MPH	DIFF	TIME OF DAY
1 -						09:31:03.398
2 -	58.200	28.560	1:26.760	82.11	7.616	09:32:30.158
3 -	53.633	28.790	1:22.423	86.43	3.279	09:33:52.581
4 -	56.890	30.067	1:26.957	81.93	7.813	09:35:19.538
5 -	54.817	28.193	1:23.010	85.82	3.866	09:36:42.548
6 -	52.684	27.460	1:20.144 (2)	88.89	1.000	09:38:02.692
7 -	53.294	27.964	1:21.258	87.67	2.114	09:39:23.950
8 -	52.911	27.836	1:20.747	88.23	1.603	09:40:44.697
9 -	52.949	27.627	1:20.576 (3)	88.42	1.432	09:42:05.273
10 -	<b>52.059</b>	<b>27.085</b>	<b>1:19.144 (1)</b>	<b>90.02</b>		<b>09:43:24.417</b>

Weather / Track : Cloudy / Dry

Donington Park National  
Circuit Length = 1.9790 miles  
Start: 09:30 Flag 09:43 End: 09:44

# BMCRC - MRO Championships 2021 - Rnd 5 @ Donington National

Team Respro MRO 600 & BMCRC Rookie 600

## QUALIFYING - SECTOR ANALYSIS



SECTOR 1 = FL to I1, SECTOR 2 = I1 to FL, DIFF = Difference To Personal Best Lap, P = Crossed Finish Line in Pit Lane, D = Time Disallowed

P37 22 600 Matt GATHERCOLE			Kawasaki ZX6R - Ride In Bike Tyres			
IDEAL LAP TIME : 1:19.089		BEST LAP TIME : 1:19.432		DIFFERENCE : 0.343		
LAP	SECTOR 1	SECTOR 2	LAP TIME	MPH	DIFF	TIME OF DAY
1 -						09:30:47.177
2 -	58.871	28.643	1:27.514	81.41	8.082	09:32:14.691
3 -	54.048	28.664	1:22.712	86.13	3.280	09:33:37.403
4 -	52.566	28.304	1:20.870	88.09	1.438	09:34:58.273
5 -	<b>51.830</b>	27.602	<b>1:19.432 (1)</b>	<b>89.69</b>		<b>09:36:17.705</b>
6 -	52.287	27.871	1:20.158	88.88	0.726	09:37:37.863
7 -	52.962	28.278	1:21.240	87.69	1.808	09:38:59.103
8 -	52.707	28.138	1:20.845	88.12	1.413	09:40:19.948
9 -	53.359	28.036	1:21.395	87.53	1.963	09:41:41.343
10 -	52.438	27.556	1:19.994 (3)	89.06	0.562	09:43:01.337
11 -	52.173	<b>27.259</b>	<b>1:19.432 (1)</b>	<b>89.69</b>		<b>09:44:20.769</b>

P38 83 Talan SKEELS-PIGGINS			Yamaha R6 - Talan Racing			
IDEAL LAP TIME : 1:19.544		BEST LAP TIME : 1:19.617		DIFFERENCE : 0.073		
LAP	SECTOR 1	SECTOR 2	LAP TIME	MPH	DIFF	TIME OF DAY
1 -	OUTLAP	30.122				09:32:04.152
2 -	54.905	28.652	1:23.557	85.26	3.940	09:33:27.709
3 -	52.892	29.013	1:21.905	86.98	2.288	09:34:49.614
4 -	<b>51.764</b>	27.907	1:19.671 (2)	89.42	0.054	09:36:09.285
5 -	52.295	28.006	1:20.301	88.72	0.684	09:37:29.586
6 -	52.920	27.882	1:20.802	88.17	1.185	09:38:50.388
7 -	51.837	<b>27.780</b>	<b>1:19.617 (1)</b>	<b>89.48</b>		<b>09:40:10.005</b>
8 -	51.907	28.092	1:19.999	89.05	0.382	09:41:30.004
9 -	51.823	28.011	1:19.834 (3)	89.24	0.217	09:42:49.838
10 -	53.606	30.720	1:24.326	84.48	4.709	09:44:14.164

P39 636 600 Matthew MILLS			Kawasaki ZX6R -			
IDEAL LAP TIME : 1:19.717		BEST LAP TIME : 1:19.717		DIFFERENCE : 0.000		
LAP	SECTOR 1	SECTOR 2	LAP TIME	MPH	DIFF	TIME OF DAY
1 -						09:31:33.259
2 -	56.156	28.987	1:25.143	83.67	5.426	09:32:58.402
3 -	53.724	28.651	1:22.375	86.49	2.658	09:34:20.777
4 -	54.577	28.262	1:22.839	86.00	3.122	09:35:43.616
5 -	53.278	28.156	1:21.434	87.48	1.717	09:37:05.050
6 -	52.516	27.968	1:20.484 (2)	88.52	0.767	09:38:25.534
7 -	52.732	28.111	1:20.843 (3)	88.12	1.126	09:39:46.377
8 -	53.336	28.699	1:22.035	86.84	2.318	09:41:08.412
9 -	54.182	28.234	1:22.416	86.44	2.699	09:42:30.828
10 -	<b>51.895</b>	<b>27.822</b>	<b>1:19.717 (1)</b>	<b>89.37</b>		<b>09:43:50.545</b>

P40 331 Tim BURROWS			Yamaha R6 -			
IDEAL LAP TIME : 1:19.741		BEST LAP TIME : 1:20.040		DIFFERENCE : 0.299		
LAP	SECTOR 1	SECTOR 2	LAP TIME	MPH	DIFF	TIME OF DAY
1 -						09:31:04.490
2 -	57.457	30.116	1:27.573	81.35	7.533	09:32:32.063
3 -	53.688	27.949	1:21.637	87.27	1.597	09:33:53.700
4 -	55.117	28.931	1:24.048	84.76	4.008	09:35:17.748
5 -	56.100	28.428	1:24.528	84.28	4.488	09:36:42.276
6 -	<b>52.284</b>	29.235	1:21.519	87.39	1.479	09:38:03.795
7 -	52.900	28.027	1:20.927 (2)	88.03	0.887	09:39:24.722
8 -	53.513	27.741	1:21.254 (3)	87.68	1.214	09:40:45.976
9 -	53.400	28.265	1:21.665	87.24	1.625	09:42:07.641
10 -	52.583	<b>27.457</b>	<b>1:20.040 (1)</b>	<b>89.01</b>		<b>09:43:27.681</b>

Weather / Track : Cloudy / Dry

Donington Park National  
Circuit Length = 1.9790 miles  
Start: 09:30 Flag 09:43 End: 09:44

# BMCRC - MRO Championships 2021 - Rnd 5 @ Donington National

Team Respro MRO 600 & BMCRC Rookie 600

## QUALIFYING - SECTOR ANALYSIS



SECTOR 1 = FL to I1, SECTOR 2 = I1 to FL, DIFF = Difference To Personal Best Lap, P = Crossed Finish Line in Pit Lane, D = Time Disallowed

P41 212 C		Matt PALLETT		Kawasaki ZX6R - In:timber			
IDEAL LAP TIME : 1:20.209		BEST LAP TIME : 1:20.440		DIFFERENCE : 0.231			
LAP	SECTOR 1	SECTOR 2	LAP TIME	MPH	DIFF	TIME OF DAY	
1 -						09:30:43.097	
2 -	57.057	28.208	1:25.265	83.55	4.825	09:32:08.362	
3 -	53.121	27.999	1:21.120	87.82	0.680	09:33:29.482	
4 -	53.193	28.814	1:22.007	86.87	1.567	09:34:51.489	
5 -	54.117	28.208	1:22.325	86.54	1.885	09:36:13.814	
6 -	54.243	29.227	1:23.470	85.35	3.030	09:37:37.284	
7 -	53.053	28.047	1:21.100 (3)	87.85	0.660	09:38:58.384	
8 -	53.119	28.075	1:21.194	87.74	0.754	09:40:19.578	
9 -	52.818	28.240	1:21.058 (2)	87.89	0.618	09:41:40.636	
10 -	53.561	<b>27.891</b>	1:21.452	87.47	1.012	09:43:02.088	
11 -	<b>52.318</b>	28.122	<b>1:20.440 (1)</b>	<b>88.57</b>		<b>09:44:22.528</b>	

P42 686 600		Liam SPILLER		Yamaha R6 - LD Renovate Ltd			
IDEAL LAP TIME : 1:20.613		BEST LAP TIME : 1:20.775		DIFFERENCE : 0.162			
LAP	SECTOR 1	SECTOR 2	LAP TIME	MPH	DIFF	TIME OF DAY	
1 -						09:30:42.789	
2 -	57.508	48.453	1:45.961	67.23	25.186	09:32:28.750	
3 -	54.507	29.086	1:23.593	85.23	2.818	09:33:52.343	
4 -	56.266	28.506	1:24.772	84.04	3.997	09:35:17.115	
5 -	55.664	28.393	1:24.057	84.75	3.282	09:36:41.172	
6 -	54.136	28.731	1:22.867	85.97	2.092	09:38:04.039	
7 -	53.778	28.194	1:21.972 (3)	86.91	1.197	09:39:26.011	
8 -	54.287	<b>27.897</b>	1:22.184	86.69	1.409	09:40:48.195	
9 -	52.866	27.909	<b>1:20.775 (1)</b>	<b>88.20</b>		<b>09:42:08.970</b>	
10 -	<b>52.716</b>	28.688	1:21.404 (2)	87.52	0.629	09:43:30.374	

P43 50		Aditya Singh BEHAL		Yamaha YZF-R6 - Urban Nomads Racing			
IDEAL LAP TIME : 1:20.819		BEST LAP TIME : 1:20.819		DIFFERENCE : 0.000			
LAP	SECTOR 1	SECTOR 2	LAP TIME	MPH	DIFF	TIME OF DAY	
1 -	OUTLAP					09:31:05.428	
2 -	1:00.869	30.202	1:31.071	78.23	10.252	09:32:36.499	
3 -	58.264	29.794	1:28.058	80.90	7.239	09:34:04.557	
4 -	54.909	28.973	1:23.882	84.93	3.063	09:35:28.439	
5 -	53.883	28.340	1:22.223 (2)	86.65	1.404	09:36:50.662	
6 -	55.059	28.670	1:23.729	85.09	2.910	09:38:14.391	
7 -	54.581	28.782	1:23.363 (3)	85.46	2.544	09:39:37.754	
8 -	<b>52.702</b>	<b>28.117</b>	<b>1:20.819 (1)</b>	<b>88.15</b>		<b>09:40:58.573</b>	
9 -	53.560	IN PIT	1:28.895 P	80.14	8.076	09:42:27.468	

P44 28 600		Craig BICKNELL		Yamaha R6 - On Point Security LTD			
IDEAL LAP TIME : 1:21.067		BEST LAP TIME : 1:21.143		DIFFERENCE : 0.076			
LAP	SECTOR 1	SECTOR 2	LAP TIME	MPH	DIFF	TIME OF DAY	
1 -						09:31:29.175	
2 -	56.939	29.576	1:26.515	82.35	5.372	09:32:55.690	
3 -	55.552	28.854	1:24.406	84.40	3.263	09:34:20.096	
4 -	54.437	28.716	1:23.153	85.68	2.010	09:35:43.249	
5 -	54.493	28.874	1:23.367	85.46	2.224	09:37:06.616	
6 -	54.119	<b>28.062</b>	1:22.181 (2)	86.69	1.038	09:38:28.797	
7 -	<b>53.005</b>	28.138	<b>1:21.143 (1)</b>	<b>87.80</b>		<b>09:39:49.940</b>	
8 -	53.734	28.737	1:22.471 (3)	86.38	1.328	09:41:12.411	
9 -	55.778	28.230	1:24.008	84.80	2.865	09:42:36.419	
10 -	54.096	31.152	1:25.248	83.57	4.105	09:44:01.667	

Weather / Track : Cloudy / Dry

Donington Park National  
Circuit Length = 1.9790 miles  
Start: 09:30 Flag 09:43 End: 09:44

# BMCRC - MRO Championships 2021 - Rnd 5 @ Donington National

Team Respro MRO 600 & BMCRC Rookie 600

## QUALIFYING - SECTOR ANALYSIS



SECTOR 1 = FL to I1, SECTOR 2 = I1 to FL, DIFF = Difference To Personal Best Lap, P = Crossed Finish Line in Pit Lane, D = Time Disallowed

<b>P45 155</b>		<b>Richard LAMBOURNE</b>		Yamaha R6 - D and A Lambourne		
IDEAL LAP TIME : 1:20.850		BEST LAP TIME : 1:21.244		DIFFERENCE : 0.394		
LAP	SECTOR 1	SECTOR 2	LAP TIME	MPH	DIFF	TIME OF DAY
1 -						09:30:58.443
2 -	58.716	29.754	1:28.470	80.53	7.226	09:32:26.913
3 -	55.754	29.249	1:25.003	83.81	3.759	09:33:51.916
4 -	55.906	28.967	1:24.873	83.94	3.629	09:35:16.789
5 -	53.898	29.404	1:23.302	85.52	2.058	09:36:40.091
6 -	54.210	27.556	1:21.766 (3)	87.13	0.522	09:38:01.857
7 -	53.745	28.246	1:21.991	86.89	0.747	09:39:23.848
8 -	54.108	27.729	1:21.837	87.05	0.593	09:40:45.685
9 -	<b>53.359</b>	27.892	1:21.251 (2)	87.68	0.007	09:42:06.936
10 -	53.753	<b>27.491</b>	<b>1:21.244 (1)</b>	<b>87.69</b>		<b>09:43:28.180</b>

<b>P46 117 C</b>		<b>Benjamin STONARD</b>		Yamaha R6 - BJ Signs & Decals LTD		
IDEAL LAP TIME : 1:21.296		BEST LAP TIME : 1:21.296		DIFFERENCE : 0.000		
LAP	SECTOR 1	SECTOR 2	LAP TIME	MPH	DIFF	TIME OF DAY
1 -						09:31:09.981
2 -	58.312	28.904	1:27.216	81.68	5.920	09:32:37.197
3 -	54.736	28.164	1:22.900	85.94	1.604	09:34:00.097
4 -	<b>53.380</b>	<b>27.916</b>	<b>1:21.296 (1)</b>	<b>87.63</b>		<b>09:35:21.393</b>
5 -	54.397	28.225	1:22.622 (3)	86.23	1.326	09:36:44.015
6 -	54.518	28.114	1:22.632	86.22	1.336	09:38:06.647
7 -	53.474	28.677	1:22.151 (2)	86.72	0.855	09:39:28.798
8 -	54.512	IN PIT	1:26.858 P	82.02	5.562	09:40:55.656
9 -	OUTLAP	IN PIT	1:54.521 P	62.21	33.225	09:42:50.177

<b>P47 62 600</b>		<b>Oliver NUNN</b>		Yamaha R6 - Intertechnic UK & STVL		
IDEAL LAP TIME : 1:21.350		BEST LAP TIME : 1:21.535		DIFFERENCE : 0.185		
LAP	SECTOR 1	SECTOR 2	LAP TIME	MPH	DIFF	TIME OF DAY
1 -						09:31:19.657
2 -	57.084	29.897	1:26.981	81.91	5.446	09:32:46.638
3 -	54.881	30.028	1:24.909	83.90	3.374	09:34:11.547
4 -	54.924	28.596	1:23.520	85.30	1.985	09:35:35.067
5 -	54.005	29.310	1:23.315	85.51	1.780	09:36:58.382
6 -	54.208	28.860	1:23.068 (3)	85.76	1.533	09:38:21.450
7 -	<b>53.278</b>	28.749	1:22.027 (2)	86.85	0.492	09:39:43.477
8 -	55.654	28.799	1:24.453	84.36	2.918	09:41:07.930
9 -	55.366	29.266	1:24.632	84.18	3.097	09:42:32.562
10 -	53.463	<b>28.072</b>	<b>1:21.535 (1)</b>	<b>87.38</b>		<b>09:43:54.097</b>

<b>P48 155 600</b>		<b>Eliot SMITH</b>		Honda CBR600RR - Pro-Moto Europe Ltd		
IDEAL LAP TIME : 1:23.009		BEST LAP TIME : 1:23.051		DIFFERENCE : 0.042		
LAP	SECTOR 1	SECTOR 2	LAP TIME	MPH	DIFF	TIME OF DAY
1 -						09:30:42.673
2 -	59.280	29.689	1:28.969	80.08	5.918	09:32:11.642
3 -	56.307	29.055	1:25.362	83.46	2.311	09:33:37.004
4 -	55.092	28.880	1:23.972 (2)	84.84	0.921	09:35:00.976
5 -	55.834	<b>28.631</b>	1:24.465	84.35	1.414	09:36:25.441
6 -	54.993	29.005	1:23.998 (3)	84.81	0.947	09:37:49.439
7 -	56.253	29.106	1:25.359	83.46	2.308	09:39:14.798
8 -	<b>54.378</b>	28.673	<b>1:23.051 (1)</b>	<b>85.78</b>		<b>09:40:37.849</b>
9 -	55.758	29.039	1:24.797	84.01	1.746	09:42:02.646
10 -	56.013	29.047	1:25.060	83.76	2.009	09:43:27.706

Weather / Track : Cloudy / Dry

Donington Park National  
Circuit Length = 1.9790 miles  
Start: 09:30 Flag 09:43 End: 09:44

# BMCRC - MRO Championships 2021 - Rnd 5 @ Donington National

Team Respro MRO 600 & BMCRC Rookie 600

## QUALIFYING - SECTOR ANALYSIS



SECTOR 1 = FL to I1, SECTOR 2 = I1 to FL, DIFF = Difference To Personal Best Lap, P = Crossed Finish Line in Pit Lane, D = Time Disallowed

P49 371 600 Billy HUTCHINGS			Yamaha R6 -			
IDEAL LAP TIME : 1:23.326		BEST LAP TIME : 1:23.326		DIFFERENCE : 0.000		
LAP	SECTOR 1	SECTOR 2	LAP TIME	MPH	DIFF	TIME OF DAY
1 -						09:30:45.401
2 -	1:02.095	31.217	1:33.312	76.35	9.986	09:32:18.713
3 -	57.993	31.254	1:29.247	79.83	5.921	09:33:47.960
4 -	57.387	29.839	1:27.226	81.68	3.900	09:35:15.186
5 -	56.962	30.013	1:26.975	81.91	3.649	09:36:42.161
6 -	56.403	29.750	1:26.153	82.69	2.827	09:38:08.314
7 -	56.429	29.353	1:25.782	83.05	2.456	09:39:34.096
8 -	55.337	29.456	1:24.793 (3)	84.02	1.467	09:40:58.889
9 -	55.498	29.110	1:24.608 (2)	84.20	1.282	09:42:23.497
10 -	<b>54.713</b>	<b>28.613</b>	<b>1:23.326 (1)</b>	<b>85.50</b>		<b>09:43:46.823</b>

P50 41 600 Daniel NURRISH			Yamaha R6 - Dcn Autobody			
IDEAL LAP TIME : 1:27.323		BEST LAP TIME : 1:27.323		DIFFERENCE : 0.000		
LAP	SECTOR 1	SECTOR 2	LAP TIME	MPH	DIFF	TIME OF DAY
1 -						09:30:46.879
2 -	1:01.891	31.113	1:33.004	76.60	5.681	09:32:19.883
3 -	58.114	30.688	1:28.802	80.23	1.479	09:33:48.685
4 -	57.836	30.030	1:27.866 (3)	81.08	0.543	09:35:16.551
5 -	58.679	30.003	1:28.682	80.33	1.359	09:36:45.233
6 -	57.679	30.191	1:27.870	81.08	0.547	09:38:13.103
7 -	58.381	30.050	1:28.431	80.56	1.108	09:39:41.534
8 -	57.742	30.277	1:28.019	80.94	0.696	09:41:09.553
9 -	57.921	29.848	1:27.769 (2)	81.17	0.446	09:42:37.322
10 -	<b>57.526</b>	<b>29.797</b>	<b>1:27.323 (1)</b>	<b>81.58</b>		<b>09:44:04.645</b>

P51 42 600 Kai EVANS			Suzuki GSXR 600 - CBS Ltd Construction and Engineering			
IDEAL LAP TIME : 1:27.106		BEST LAP TIME : 1:27.459		DIFFERENCE : 0.353		
LAP	SECTOR 1	SECTOR 2	LAP TIME	MPH	DIFF	TIME OF DAY
1 -						09:30:48.656
2 -	1:02.155	31.615	1:33.770	75.97	6.311	09:32:22.426
3 -	58.577	<b>30.005</b>	1:28.582	80.42	1.123	09:33:51.008
4 -	57.163	31.485	1:28.648	80.37	1.189	09:35:19.656
5 -	57.953	30.283	1:28.236	80.74	0.777	09:36:47.892
6 -	57.608	30.528	1:28.136 (3)	80.83	0.677	09:38:16.028
7 -	57.236	30.876	1:28.112 (2)	80.85	0.653	09:39:44.140
8 -	<b>57.101</b>	30.358	<b>1:27.459 (1)</b>	<b>81.46</b>		<b>09:41:11.599</b>
9 -	58.055	31.234	1:29.289	79.79	1.830	09:42:40.888
10 -	1:00.561	30.961	1:31.522	77.84	4.063	09:44:12.410

P52 23 600 Carl WATSON			Kawasaki ZX6R - Roofworks/Raw K9 Nutrition			
IDEAL LAP TIME : 1:34.046		BEST LAP TIME : 1:34.639		DIFFERENCE : 0.593		
LAP	SECTOR 1	SECTOR 2	LAP TIME	MPH	DIFF	TIME OF DAY
1 -		IN PIT				09:32:13.619
2 -	OUTLAP	33.392	2:00.465	59.14	25.826	09:34:14.084
3 -	1:03.486	<b>31.783</b>	1:35.269 (2)	74.78	0.630	09:35:49.353
4 -	<b>1:02.263</b>	34.015	1:36.278 (3)	74.00	1.639	09:37:25.631
5 -	1:03.009	33.966	1:36.975	73.46	2.336	09:39:02.606
6 -	1:02.545	32.094	<b>1:34.639 (1)</b>	<b>75.28</b>		<b>09:40:37.245</b>

Weather / Track : Cloudy / Dry

Donington Park National  
Circuit Length = 1.9790 miles  
Start: 09:30 Flag 09:43 End: 09:44

# BMCRC - MRO Championships 2021 - Rnd 5 @ Donington National

Team Respro MRO 600 & BMCRC Rookie 600

## QUALIFYING - SECTOR ANALYSIS



SECTOR 1 = FL to I1, SECTOR 2 = I1 to FL, DIFF = Difference To Personal Best Lap, P = Crossed Finish Line in Pit Lane, D = Time Disallowed

P53 63 600 Robert BUSH			Suzuki GSXR 600 - Legacy Racing			
IDEAL LAP TIME : 1:36.956		BEST LAP TIME : 1:37.607		DIFFERENCE : 0.651		
LAP	SECTOR 1	SECTOR 2	LAP TIME	MPH	DIFF	TIME OF DAY
1 -						09:31:03.841
2 -	1:09.471	33.320	1:42.791	69.31	5.184	09:32:46.632
3 -	1:05.042	32.838	1:37.880 (3)	72.78	0.273	09:34:24.512
4 -	1:05.803	<b>31.951</b>	1:37.754 (2)	72.88	0.147	09:36:02.266
5 -	1:05.428	32.720	1:38.148	72.59	0.541	09:37:40.414
6 -	1:05.746	33.679	1:39.425	71.65	1.818	09:39:19.839
7 -	1:05.063	32.544	<b>1:37.607 (1)</b>	<b>72.99</b>		<b>09:40:57.446</b>
8 -	1:05.513	32.820	1:38.333	72.45	0.726	09:42:35.779
9 -	<b>1:05.005</b>	33.526	1:38.531	72.30	0.924	09:44:14.310

P54 92 C James WELCH			Yamaha R6 -			
IDEAL LAP TIME :		BEST LAP TIME :		DIFFERENCE :		
LAP	SECTOR 1	SECTOR 2	LAP TIME	MPH	DIFF	TIME OF DAY
1 -	<b>OUTLAP</b>	<b>IN PIT</b>				<b>09:32:55.971</b>

Weather / Track : Cloudy / Dry

Donington Park National  
 Circuit Length = 1.9790 miles  
 Start: 09:30 Flag 09:43 End: 09:44



# BMCRC - MRO Championships 2021 - Rnd 5 @ Donington National

## Team Respro MRO 600 & BMCRC Rookie 600

### QUALIFYING - BEST SECTORS

SECTOR 1			SECTOR 2			IDEAL / BEST COMPARISON						
POS	NO	NAME	TIME	NO	NAME	TIME	POS	NO	NAME	IDEAL	BEST	DIFF
									<b>PERFECT LAP</b>	<b>1:12.912</b>		
1	56	MILLS	47.622	9	WALSH	25.290	1	9	WALSH	1:13.028	1:13.028	0.000
2	9	WALSH	47.738	556	FIELDING	25.483	2	56	MILLS	1:13.154	1:13.221	0.067
3	173	DRAPER	47.818	56	MILLS	25.532	3	173	DRAPER	1:13.373	1:13.407	0.034
4	74	GAGG	47.951	74	GAGG	25.545	4	74	GAGG	1:13.496	1:13.496	0.000
5	556	FIELDING	48.087	173	DRAPER	25.555	5	556	FIELDING	1:13.570	1:13.570	0.000
6	2	GILL	48.184	7	BENSTED	25.770	6	2	GILL	1:14.148	1:14.148	0.000
7	188	KRAWIECKI	48.498	321	MORRIS	25.780	7	188	KRAWIECKI	1:14.342	1:14.342	0.000
8	154	NORVAL	48.649	188	KRAWIECKI	25.844	8	154	NORVAL	1:14.546	1:14.546	0.000
9	13	EDMONDSON	48.706	134	GILBERT	25.869	9	125	STONE	1:14.732	1:14.732	0.000
10	125	STONE	48.718	154	NORVAL	25.897	10	13	EDMONDSON	1:14.746	1:14.746	0.000
11	818	BARKER	48.799	169	CUNNINGHAM	25.921	11	321	MORRIS	1:14.784	1:14.784	0.000
12	169	CUNNINGHAM	48.901	37	LATHAM	25.928	12	818	BARKER	1:14.790	1:15.008	0.218
13	95	ROBERTSON	48.935	2	GILL	25.964	13	169	CUNNINGHAM	1:14.822	1:14.896	0.074
14	134	GILBERT	48.958	818	BARKER	25.991	14	134	GILBERT	1:14.827	1:14.827	0.000
15	321	MORRIS	49.004	125	STONE	26.014	15	95	ROBERTSON	1:14.969	1:15.188	0.219
16	231	SIMPSON	49.030	200	BURNHAM	26.016	16	7	BENSTED	1:15.046	1:15.046	0.000
17	37	LATHAM	49.134	95	ROBERTSON	26.034	17	37	LATHAM	1:15.062	1:15.755	0.693
18	111	FOLKES	49.263	13	EDMONDSON	26.040	18	200	BURNHAM	1:15.297	1:15.405	0.108
19	7	BENSTED	49.276	23	VINES	26.082	19	23	VINES	1:15.395	1:15.395	0.000
20	200	BURNHAM	49.281	111	FOLKES	26.165	20	231	SIMPSON	1:15.400	1:15.453	0.053
21	23	VINES	49.313	231	SIMPSON	26.370	21	111	FOLKES	1:15.428	1:15.733	0.305
22	192	MOFFA	49.576	100	HOWTON	26.440	22	132	GILBERT	1:16.301	1:16.342	0.041
23	63	MACE	49.695	132	GILBERT	26.482	23	192	MOFFA	1:16.334	1:16.334	0.000
24	132	GILBERT	49.819	60	YOUNGE	26.571	24	63	MACE	1:16.447	1:16.447	0.000
25	100	HOWTON	50.200	284	SEEDS	26.608	25	100	HOWTON	1:16.640	1:16.713	0.073
26	624	FEDRICK	50.285	118	COYLE	26.624	26	60	YOUNGE	1:16.903	1:17.082	0.179
27	90	GATHERCOLE	50.311	63	MACE	26.752	27	179	GARNER	1:17.191	1:17.191	0.000
28	60	YOUNGE	50.332	192	MOFFA	26.758	28	90	GATHERCOLE	1:17.351	1:17.470	0.119
29	179	GARNER	50.357	179	GARNER	26.834	29	118	COYLE	1:17.536	1:17.603	0.067
30	118	COYLE	50.912	90	GATHERCOLE	27.040	30	284	SEEDS	1:17.786	1:18.334	0.548
31	8	SAUNDERS	50.983	43	SALES	27.085	31	624	FEDRICK	1:17.861	1:17.861	0.000
32	51	CLARKE	51.064	8	SAUNDERS	27.095	32	8	SAUNDERS	1:18.078	1:18.078	0.000
33	284	SEEDS	51.178	501	COID	27.102	33	51	CLARKE	1:18.215	1:18.215	0.000
34	501	COID	51.364	51	CLARKE	27.151	34	501	COID	1:18.466	1:18.582	0.116
35	83	SKEELS-PIGGINS	51.764	22	GATHERCOLE	27.259	35	22	GATHERCOLE	1:19.089	1:19.432	0.343
36	22	GATHERCOLE	51.830	331	BURROWS	27.457	36	43	SALES	1:19.144	1:19.144	0.000
37	636	MILLS	51.895	155	LAMBOURNE	27.491	37	83	SKEELS-PIGGINS	1:19.544	1:19.617	0.073
38	43	SALES	52.059	624	FEDRICK	27.576	38	636	MILLS	1:19.717	1:19.717	0.000
39	331	BURROWS	52.284	83	SKEELS-PIGGINS	27.780	39	331	BURROWS	1:19.741	1:20.040	0.299
40	212	PALLET	52.318	636	MILLS	27.822	40	212	PALLET	1:20.209	1:20.440	0.231
41	50	BEHAL	52.702	212	PALLET	27.891	41	686	SPILLER	1:20.613	1:20.775	0.162
42	686	SPILLER	52.716	686	SPILLER	27.897	42	50	BEHAL	1:20.819	1:20.819	0.000
43	28	BICKNELL	53.005	117	STONARD	27.916	43	155	LAMBOURNE	1:20.850	1:21.244	0.394
44	62	NUNN	53.278	28	BICKNELL	28.062	44	28	BICKNELL	1:21.067	1:21.143	0.076
45	155	LAMBOURNE	53.359	62	NUNN	28.072	45	117	STONARD	1:21.296	1:21.296	0.000
46	117	STONARD	53.380	50	BEHAL	28.117	46	62	NUNN	1:21.350	1:21.535	0.185
47	155	SMITH	54.378	371	HUTCHINGS	28.613	47	155	SMITH	1:23.009	1:23.051	0.042
48	371	HUTCHINGS	54.713	155	SMITH	28.631	48	371	HUTCHINGS	1:23.326	1:23.326	0.000
49	42	EVANS	57.101	41	NURRISH	29.797	49	42	EVANS	1:27.106	1:27.459	0.353
50	41	NURRISH	57.526	42	EVANS	30.005	50	41	NURRISH	1:27.323	1:27.323	0.000
51	23	WATSON	1:02.263	23	WATSON	31.783	51	23	WATSON	1:34.046	1:34.639	0.593
52	63	BUSH	1:05.005	63	BUSH	31.951	52	63	BUSH	1:36.956	1:37.607	0.651
53							53	92	WELCH			
54							54	165	HUMPHRIES		1:18.273	

Weather / Track : Cloudy / Dry

Donington Park National  
Circuit Length = 1.9790 miles  
Start: 09:30 Flag 09:43 End: 09:44

Results can be found at [www.tsl-timing.com](http://www.tsl-timing.com)

Printed - 09:44 Saturday, 04 September 2021

# BMCRC - MRO Championships 2021 - Rnd 5 @ Donington National

## Team Respro MRO 600 & BMCRC Rookie 600

### QUALIFYING - STATISTICS

Competitors Started	54
Planned Start	2021-09-04 @ 09:34:00.000
Actual Start	2021-09-04 @ 09:30:17.427
Finish Time	2021-09-04 @ 09:43:18.333
Track Length	1.9790mi.
Total Laps	552
Total Distance Covered	1092.4451mi.

### Session Fastest Lap History

NO	CL	NAME	LAP TIME	TIME OF DAY	LAP	VEHICLE
7	C	Thomas BENSTED	1:17.831	09:31:56.720	2	Triumph Daytona 675R
37	C	Alexander LATHAM	1:17.081	09:33:16.644	3	Triumph DAYTONA
556	C	Tommy FIELDING	1:16.599	09:33:40.458	3	Yamaha R6
56		Michael MILLS	1:16.027	09:33:54.296	3	Yamaha R6
7	C	Thomas BENSTED	1:16.019	09:34:31.633	4	Triumph Daytona 675R
818	C	Alex BARKER	1:15.051	09:34:34.663	4	Yamaha R6
556	C	Tommy FIELDING	1:14.267	09:34:54.725	4	Yamaha R6
56		Michael MILLS	1:13.221	09:36:28.321	5	Yamaha R6
9		Glenn WALSH	1:13.028	09:42:51.211	9	Yamaha R6

### Flag History

TYPE	TIME OF DAY
GREEN	09:30:17.427
FINISH	09:43:18.333

### Flag Statistics

TYPE	COUNT	TOTAL LAPS	TOTAL TIME
Green	1	11	14:23.097
Red	0	0	0.000
Safety Car	0	0	0.000
FCY	0	0	0.000

# BMCRC - MRO Championships 2021 - Rnd 5 @ Donington National

## Team Respro MRO 600 & BMCRC Rookie 600

### QUALIFYING - STATISTICS

CLASS :

22 Starters

#### Fastest Lap History

NO	NAME	LAP TIME	TIME OF DAY	LAP	VEHICLE
2	Andrew GILL	1:22.008	09:32:02.708	2	Kawasaki ZX6R
188	Dawid KRAWIECKI	1:21.996	09:32:16.188	2	Yamaha R6
9	Glenn WALSH	1:21.864	09:32:16.581	2	Yamaha R6
111	Ryan FOLKES	1:19.395	09:32:39.398	2	Triumph DAYTONA 675
13	Doug EDMONDSON	1:18.510	09:32:51.370	2	Triumph DAYTONA
95	Grant ROBERTSON	1:17.092	09:33:23.357	3	Kawasaki ZX6R
56	Michael MILLS	1:16.027	09:33:54.296	3	Yamaha R6
154	Shane NORVAL	1:14.891	09:35:00.232	4	Yamaha R6
56	Michael MILLS	1:13.221	09:36:28.321	5	Yamaha R6
9	Glenn WALSH	1:13.028	09:42:51.211	9	Yamaha R6

Weather / Track : Cloudy / Dry

Donington Park National  
Circuit Length = 1.9790 miles  
Start: 09:30 Flag 09:43 End: 09:44

# BMCRC - MRO Championships 2021 - Rnd 5 @ Donington National

Team Respro MRO 600 & BMCRC Rookie 600

## QUALIFYING - STATISTICS

CLASS : C

18 Starters

### Fastest Lap History

NO	NAME	LAP TIME	TIME OF DAY	LAP	VEHICLE
7	Thomas BENSTED	1:17.831	09:31:56.720	2	Triumph Daytona 675R
37	Alexander LATHAM	1:17.081	09:33:16.644	3	Triumph DAYTONA
556	Tommy FIELDING	1:16.599	09:33:40.458	3	Yamaha R6
7	Thomas BENSTED	1:16.019	09:34:31.633	4	Triumph Daytona 675R
818	Alex BARKER	1:15.051	09:34:34.663	4	Yamaha R6
556	Tommy FIELDING	1:14.267	09:34:54.725	4	Yamaha R6
556	Tommy FIELDING	1:13.570	09:38:42.149	7	Yamaha R6
74	Steven GAGG	1:13.496	09:42:52.336	10	Yamaha R6

Weather / Track : Cloudy / Dry

Results can be found at [www.tsl-timing.com](http://www.tsl-timing.com)

Page 3 of 4

Donington Park National  
Circuit Length = 1.9790 miles  
Start: 09:30 Flag 09:43 End: 09:44

Printed - 09:45 Saturday, 04 September 2021

# BMCRC - MRO Championships 2021 - Rnd 5 @ Donington National

Team Respro MRO 600 & BMCRC Rookie 600

## QUALIFYING - STATISTICS

CLASS : 600

16 Starters

### Fastest Lap History

NO	NAME	LAP TIME	TIME OF DAY	LAP	VEHICLE
212	Matt PALLETT	1:25.265	09:32:08.379	2	Kawasaki ZX6R
636	Matthew MILLS	1:25.143	09:32:58.410	2	Kawasaki ZX6R
179	Thomas GARNER	1:18.546	09:33:28.964	3	Yamaha R6
200	Dan BURNHAM	1:18.467	09:33:33.734	3	Triumph DAYTONA 675
200	Dan BURNHAM	1:16.619	09:34:50.351	4	Triumph DAYTONA 675
200	Dan BURNHAM	1:16.559	09:36:06.910	5	Triumph DAYTONA 675
200	Dan BURNHAM	1:15.405	09:37:22.315	6	Triumph DAYTONA 675

Weather / Track : Cloudy / Dry

Results can be found at [www.tsl-timing.com](http://www.tsl-timing.com)

Page 4 of 4

Donington Park National  
Circuit Length = 1.9790 miles  
Start: 09:30 Flag 09:43 End: 09:44

Printed - 09:45 Saturday, 04 September 2021

# BMCRC - MRO Championships 2021 - Rnd 5 @ Donington National

## Team Respro MRO 600 & DART Motorsport Clubman 600

### RACE 8 - GRID (7 Laps)

ROW 14	42		41	52	Scott FORBES-COWDRY	40	92	James WELCH		
			1:21.296			1:21.244		1:20.819		
ROW 13		39	117	Benjamin STONARD	38	155	Richard LAMBOURNE	37	50	Aditya Singh BEHAL
		1:20.440		1:20.040		1:19.617				
ROW 12	36	212	Matt PALLETT	35	331	Tim BURROWS	34	83	Talan SKEELS-PIGGINS	
		1:19.144		1:18.334		1:18.273				
ROW 11		33	43	Daniel SALES	32	284	Matthew SEEDS	31	165	Joshua HUMPHRIES
		1:18.215		1:18.078		1:17.861				
ROW 10	30	51	Ross CLARKE	29	8	Dave SAUNDERS	28	624	Matthew FEDRICK	
		1:17.603		1:17.082		1:16.713				
ROW 9		27	118	Jim COYLE	26	60	Jack YOUNGE	25	100	Craig HOWTON
		1:16.447		1:16.342		1:16.334				
ROW 8	24	63	Michael MACE	23	132	Mitchell GILBERT	22	192	Daniel MOFFA	
		1:15.755		1:15.733		1:15.453				
ROW 7		21	37	Alexander LATHAM	20	111	Ryan FOLKES	19	231	Marcus SIMPSON
		1:15.405		1:15.395		1:15.188				
ROW 6	18	200	Dan BURNHAM	17	23	Gary VINES	16	95	Grant ROBERTSON	
		1:15.046		1:15.008		1:14.896				
ROW 5		15	7	Thomas BENSTED	14	818	Alex BARKER	13	169	Gareth CUNNINGHAM
		1:14.827		1:14.784		1:14.746				
ROW 4	12	134	Donald GILBERT	11	321	Martin MORRIS	10	13	Doug EDMONDSON	
		1:14.732		1:14.546		1:14.342				
ROW 3		9	125	Scott STONE	8	154	Shane NORVAL	7	188	Dawid KRAWIECKI
		1:14.148		1:13.570		1:13.496				
ROW 2	6	2	Andrew GILL	5	556	Tommy FIELDING	4	74	Steven GAGG	
		1:13.407		1:13.221		1:13.028				
ROW 1		3	173	Stephen DRAPER	2	56	Michael MILLS	1	9	Glenn WALSH
									<b>Pole</b>	

Donington Park National  
Circuit Length = 1.9790 miles

These results are provisional until the conclusion of any judicial and technical matters.

Clerk Of Course :	Stewards :	Timekeeper :

Results can be found at [www.tsl-timing.com](http://www.tsl-timing.com)

Printed - 09:46 Saturday, 04 September 2021



# BMCRC - MRO Championships 2021 - Rnd 5 @ Donington National

## Team Respro MRO 600 & DART Motorsport Clubman 600

### RACE 8 - CLASSIFICATION

POS	NO	CL	PIC NAME	ENTRY	LAPS	TIME	GAP	DIFF	MPH	BEST	ON
1	56		1 Michael MILLS	Yamaha R6 - A51 Racing, The Wokingham Bar Com	7	8:38.147			95.98	1:12.884	7
2	74	C	1 Steven GAGG	Yamaha R6 - LCE Services/SES Engineering	7	8:38.720	0.573	0.573	95.88	1:13.219	3
3	188		2 Dawid KRAWIECKI	Yamaha R6 - Code Blue LTD & D A East Electrical	7	8:38.796	0.649	0.076	95.86	1:12.978	4
4	556*	C	2 Tommy FIELDING	Yamaha R6 - Exersci Fitness Products	7	8:38.948	0.801	0.152	95.83	1:13.199	4
5	173		3 Stephen DRAPER	Yamaha R6 -	7	8:39.076	0.929	0.128	95.81	1:12.895	4
6	9		4 Glenn WALSH	Yamaha R6 - Walters Medical	7	8:39.674	1.527	0.598	95.70	1:13.015	7
7	125	C	3 Scott STONE	Kawasaki ZX6R - Beaumont racing	7	8:40.809	2.662	1.135	95.49	1:13.214	3
8	154		5 Shane NORVAL	Yamaha R6 - European Shoe Machinery	7	8:44.988	6.841	4.179	94.73	1:13.830	4
9	13		6 Doug EDMONDSON	Triumph DAYTONA - Stan Stephens Tuning	7	8:48.491	10.344	3.503	94.10	1:14.445	4
10	7	C	4 Thomas BENSTED	Triumph Daytona 675R - Significant Debt Racing	7	8:52.465	14.318	3.974	93.40	1:14.814	7
11	818	C	5 Alex BARKER	Yamaha R6 - Barker Woodrow LTD	7	8:52.580	14.433	0.115	93.38	1:14.529	7
12	23		7 Gary VINES	Honda CBR -	7	8:53.311	15.164	0.731	93.25	1:15.090	7
13	95		8 Grant ROBERTSON	Kawasaki ZX6R -	7	8:54.293	16.146	0.982	93.08	1:15.151	6
14	134		9 Donald GILBERT	Kawasaki ZX6R - S and N tyres	7	8:54.822	16.675	0.529	92.99	1:15.269	3
15	111		10 Ryan FOLKES	Triumph DAYTONA 675 - Carl Harrison Motorcycle St	7	8:56.227	18.080	1.405	92.75	1:14.340	7
16	169*	C	6 Gareth CUNNINGHAM	Yamaha R6 - Right gear motorcycles	7	9:01.624	23.477	5.397	91.82	1:14.743	4
17	60		11 Jack YOUNGE	Yamaha R6 - Chase Timber / iceni motorcycles	7	9:08.098	29.951	6.474	90.74	1:16.044	3
18	52	C	7 Scott FORBES-COWDRY	Yamaha R6 13S -	7	9:09.102	30.955	1.004	90.57	1:16.350	6
19	200	C	8 Dan BURNHAM	Triumph DAYTONA 675 - BDR RACING / KY JAX	7	9:09.180	31.033	0.078	90.56	1:16.356	3
20	2		12 Andrew GILL	Kawasaki ZX6R -	7	9:09.338	31.191	0.158	90.53	1:14.876	3
21	231		13 Marcus SIMPSON	Yamaha R6 - JPS Racing	7	9:09.385	31.238	0.047	90.53	1:15.563	2
22	192	C	9 Daniel MOFFA	Kawasaki ZX6R - DM Racing	7	9:09.656	31.509	0.271	90.48	1:15.755	3
23	100	C	10 Craig HOWTON	Kawasaki ZX6R - ME	7	9:09.922	31.775	0.266	90.44	1:16.954	7
24	118	C	11 Jim COYLE	Triumph 675 - Big Jim RIP	7	9:11.087	32.940	1.165	90.25	1:16.843	6
25	284	C	12 Matthew SEEDS	Kawasaki ZX6R - Homeplan	7	9:11.654	33.507	0.567	90.15	1:16.474	7
26	43	C	13 Daniel SALES	Yamaha R6 - Team Freddie, Ron & Frankie	7	9:12.965	34.818	1.311	89.94	1:16.865	6
27	63*		14 Michael MACE	Yamaha R6 - Kevin Marshall	7	9:20.524	42.377	7.559	88.73	1:16.612	6
28	165	C	14 Joshua HUMPHRIES	Yamaha R6 - GME Electrical racing	7	9:29.162	51.015	8.638	87.38	1:17.900	7
29	50		15 Aditya Singh BEHAL	Yamaha YZF-R6 - Urban Nomads Racing	7	9:34.051	55.904	4.889	86.64	1:19.765	7
30	117	C	15 Benjamin STONARD	Yamaha R6 - BJ Signs & Decals LTD	7	9:34.222	56.075	0.171	86.61	1:19.839	2
31	331		16 Tim BURROWS	Yamaha R6 -	7	9:34.596	56.449	0.374	86.55	1:20.327	6
32	83		17 Talan SKEELS-PIGGINS	Yamaha R6 - Talan Racing	7	9:35.036	56.889	0.440	86.49	1:19.119	2
33	51		18 Ross CLARKE	Kawasaki ZX6R - Ross clarke Farriery	7	9:37.977	59.830	2.941	86.05	1:19.912	3
34	212	C	16 Matt PALLETT	Kawasaki ZX6R - In:timber	7	9:38.116	59.969	0.139	86.03	1:20.825	7

#### NOT CLASSIFIED

DNF	132	C	Mitchell GILBERT	Suzuki GSXR 600 - The Asap group	3	3:53.718	4 Laps	4 Laps	90.86	1:15.462	2
DNF	37	C	Alexander LATHAM	Triumph DAYTONA - BR-8 / McCrash Racing	3	3:53.992	4 Laps	0.274	90.76	1:15.681	3
DNF	8	C	Dave SAUNDERS	Honda CBR600 - ETR Building & Civil Engineering L	0						

#### FASTEST LAP

56	Michael MILLS	Yamaha R6 - A51 Racing, The Wokingham Bar Com	7	1:12.884	97.75 mph	157.31 kph
556 C	Tommy FIELDING	Yamaha R6 - Exersci Fitness Products	4	1:13.199	97.33 mph	156.64 kph

\* Bikes 63 & 169 - 10 second penalty - jump start  
 \* Bike 556 - Transponder intermittent - please check  
 Class - 92.5% of Race Speed = 88.78 mph  
 Class C - 92.5% of Race Speed = 88.68 mph

Donington Park National: 1.9790 miles  
 Race Distance: 7 Laps / 13.85 miles  
 Start: 14:28 Flag 14:37 End: 14:38

Weather / Track : Cloudy / Dry

These results are provisional until the conclusion of any judicial and technical matters.

Clerk Of Course :	Stewards :	Timekeeper :
-------------------	------------	--------------

Results can be found at [www.tsl-timing.com](http://www.tsl-timing.com)

Printed - 14:39 Saturday, 04 September 2021



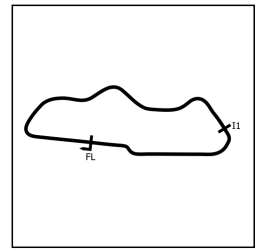




# BMCRC - MRO Championships 2021 - Rnd 5 @ Donington National

Team Respro MRO 600 & DART Motorsport Clubman 600

## RACE 8 - SECTOR ANALYSIS



SECTOR 1 = FL to I1, SECTOR 2 = I1 to FL, DIFF = Difference To Personal Best Lap, P = Crossed Finish Line in Pit Lane, D = Time Disallowed

P1 56		Michael MILLS		Yamaha R6 - A51 Racing, The Wokingham Bar Company			
IDEAL LAP TIME : 1:12.867		BEST LAP TIME : 1:12.884		DIFFERENCE : 0.017			
LAP	SECTOR 1	SECTOR 2	LAP TIME	MPH	DIFF	TIME OF DAY	
1 -		25.871	1:17.858	91.50	4.974	14:29:57.033	
2 -	47.532	25.580	1:13.112 (2)	97.44	0.228	14:31:10.145	
3 -	47.780	<b>25.471</b>	1:13.251 (3)	97.26	0.367	14:32:23.396	
4 -	47.719	25.673	1:13.392	97.07	0.508	14:33:36.788	
5 -	47.478	26.300	1:13.778	96.56	0.894	14:34:50.566	
6 -	48.064	25.808	1:13.872	96.44	0.988	14:36:04.438	
7 -	<b>47.396</b>	25.488	<b>1:12.884 (1)</b>	<b>97.75</b>		<b>14:37:17.322</b>	

P2 74 C		Steven GAGG		Yamaha R6 - LCE Services/SES Engineering			
IDEAL LAP TIME : 1:13.012		BEST LAP TIME : 1:13.219		DIFFERENCE : 0.207			
LAP	SECTOR 1	SECTOR 2	LAP TIME	MPH	DIFF	TIME OF DAY	
1 -		26.046	1:17.560	91.85	4.341	14:29:56.735	
2 -	47.718	25.859	1:13.577 (3)	96.83	0.358	14:31:10.312	
3 -	<b>47.527</b>	25.692	<b>1:13.219 (1)</b>	<b>97.30</b>		<b>14:32:23.531</b>	
4 -	48.100	<b>25.485</b>	1:13.585	96.82	0.366	14:33:37.116	
5 -	47.536	26.096	1:13.632	96.76	0.413	14:34:50.748	
6 -	47.899	25.637	1:13.536 (2)	96.88	0.317	14:36:04.284	
7 -	47.913	25.698	1:13.611	96.78	0.392	14:37:17.895	

P3 188		Dawid KRAWIECKI		Yamaha R6 - Code Blue LTD & D A East Electrical			
IDEAL LAP TIME : 1:12.978		BEST LAP TIME : 1:12.978		DIFFERENCE : 0.000			
LAP	SECTOR 1	SECTOR 2	LAP TIME	MPH	DIFF	TIME OF DAY	
1 -		26.001	1:18.497	90.76	5.519	14:29:57.672	
2 -	47.870	25.647	1:13.517	96.91	0.539	14:31:11.189	
3 -	47.614	25.513	1:13.127 (2)	97.42	0.149	14:32:24.316	
4 -	<b>47.527</b>	<b>25.451</b>	<b>1:12.978 (1)</b>	<b>97.62</b>		<b>14:33:37.294</b>	
5 -	47.532	26.160	1:13.692	96.68	0.714	14:34:50.986	
6 -	48.000	25.776	1:13.776	96.57	0.798	14:36:04.762	
7 -	47.632	25.577	1:13.209 (3)	97.31	0.231	14:37:17.971	

P4 556 C		Tommy FIELDING		Yamaha R6 - Exersci Fitness Products			
IDEAL LAP TIME : 1:13.766		BEST LAP TIME : 1:13.199		DIFFERENCE : -0.567			
LAP	SECTOR 1	SECTOR 2	LAP TIME	MPH	DIFF	TIME OF DAY	
1 -		26.102	1:18.018	91.31	4.819	14:29:57.193	
2 -	<b>48.029</b>	<b>25.737</b>	1:13.766	96.58	0.567	14:31:10.959	
3 -			1:13.670	96.71	0.471	14:32:24.629	
4 -			<b>1:13.199 (1)</b>	<b>97.33</b>		<b>14:33:37.828</b>	
5 -			1:13.283 (3)	97.22	0.084	14:34:51.111	
6 -			1:13.807	96.53	0.608	14:36:04.918	
7 -			1:13.205 (2)	97.32	0.006	14:37:18.123	

P5 173		Stephen DRAPER		Yamaha R6 -			
IDEAL LAP TIME : 1:12.491		BEST LAP TIME : 1:12.895		DIFFERENCE : 0.404			
LAP	SECTOR 1	SECTOR 2	LAP TIME	MPH	DIFF	TIME OF DAY	
1 -		26.077	1:18.735	90.48	5.840	14:29:57.910	
2 -	47.850	25.813	1:13.663	96.71	0.768	14:31:11.573	
3 -	48.803	25.460	1:14.263	95.93	1.368	14:32:25.836	
4 -	47.296	25.599	<b>1:12.895 (1)</b>	<b>97.73</b>		<b>14:33:38.731</b>	
5 -	<b>47.204</b>	25.976	1:13.180 (3)	97.35	0.285	14:34:51.911	
6 -	47.949	<b>25.287</b>	1:13.236	97.28	0.341	14:36:05.147	
7 -	47.691	25.413	1:13.104 (2)	97.45	0.209	14:37:18.251	

Weather / Track : Cloudy / Dry

Donington Park National  
Circuit Length = 1.9790 miles  
Start: 14:28 Flag 14:37 End: 14:38

# BMCRC - MRO Championships 2021 - Rnd 5 @ Donington National

## Team Respro MRO 600 & DART Motorsport Clubman 600

### RACE 8 - SECTOR ANALYSIS



SECTOR 1 = FL to I1, SECTOR 2 = I1 to FL, DIFF = Difference To Personal Best Lap, P = Crossed Finish Line in Pit Lane, D = Time Disallowed

P6 9		Glenn WALSH		Yamaha R6 - Walters Medical		
IDEAL LAP TIME : 1:12.874		BEST LAP TIME : 1:13.015		DIFFERENCE : 0.141		
LAP	SECTOR 1	SECTOR 2	LAP TIME	MPH	DIFF	TIME OF DAY
1 -		25.940	1:18.296	90.99	5.281	14:29:57.471
2 -	47.909	26.192	1:14.101	96.14	1.086	14:31:11.572
3 -	47.465	25.783	1:13.248 (3)	97.26	0.233	14:32:24.820
4 -	47.720	<b>25.497</b>	1:13.217 (2)	97.30	0.202	14:33:38.037
5 -	<b>47.377</b>	26.206	1:13.583	96.82	0.568	14:34:51.620
6 -	48.392	25.822	1:14.214	96.00	1.199	14:36:05.834
7 -	47.393	25.622	<b>1:13.015 (1)</b>	<b>97.57</b>		<b>14:37:18.849</b>

P7 125 C		Scott STONE		Kawasaki ZX6R - Beaumont racing		
IDEAL LAP TIME : 1:12.791		BEST LAP TIME : 1:13.214		DIFFERENCE : 0.423		
LAP	SECTOR 1	SECTOR 2	LAP TIME	MPH	DIFF	TIME OF DAY
1 -		26.464	1:19.214	89.94	6.000	14:29:58.389
2 -	48.085	<b>25.617</b>	1:13.702	96.66	0.488	14:31:12.091
3 -	47.328	25.886	<b>1:13.214 (1)</b>	<b>97.31</b>		<b>14:32:25.305</b>
4 -	47.531	25.687	1:13.218 (2)	97.30	0.004	14:33:38.523
5 -	<b>47.174</b>	26.159	1:13.333 (3)	97.15	0.119	14:34:51.856
6 -	48.218	26.092	1:14.310	95.87	1.096	14:36:06.166
7 -	47.721	26.097	1:13.818	96.51	0.604	14:37:19.984

P8 154		Shane NORVAL		Yamaha R6 - European Shoe Machinery		
IDEAL LAP TIME : 1:13.683		BEST LAP TIME : 1:13.830		DIFFERENCE : 0.147		
LAP	SECTOR 1	SECTOR 2	LAP TIME	MPH	DIFF	TIME OF DAY
1 -		26.645	1:20.799	88.17	6.969	14:29:59.974
2 -	48.637	25.863	1:14.500	95.63	0.670	14:31:14.474
3 -	<b>47.881</b>	26.116	1:13.997	96.28	0.167	14:32:28.471
4 -	48.028	<b>25.802</b>	<b>1:13.830 (1)</b>	<b>96.50</b>		<b>14:33:42.301</b>
5 -	47.942	26.055	1:13.997	96.28	0.167	14:34:56.298
6 -	48.082	25.872	1:13.954 (3)	96.33	0.124	14:36:10.252
7 -	47.981	25.930	1:13.911 (2)	96.39	0.081	14:37:24.163

P9 13		Doug EDMONDSON		Triumph DAYTONA - Stan Stephens Tuning		
IDEAL LAP TIME : 1:14.127		BEST LAP TIME : 1:14.445		DIFFERENCE : 0.318		
LAP	SECTOR 1	SECTOR 2	LAP TIME	MPH	DIFF	TIME OF DAY
1 -		26.987	1:19.914	89.15	5.469	14:29:59.089
2 -	48.829	26.130	1:14.959	95.04	0.514	14:31:14.048
3 -	<b>48.144</b>	26.457	1:14.601 (2)	95.50	0.156	14:32:28.649
4 -	48.462	<b>25.983</b>	<b>1:14.445 (1)</b>	<b>95.70</b>		<b>14:33:43.094</b>
5 -	48.308	26.585	1:14.893	95.13	0.448	14:34:57.987
6 -	48.436	26.337	1:14.773 (3)	95.28	0.328	14:36:12.760
7 -	48.623	26.283	1:14.906	95.11	0.461	14:37:27.666

P10 7 C		Thomas BENSTED		Triumph Daytona 675R - Significant Debt Racing		
IDEAL LAP TIME : 1:14.814		BEST LAP TIME : 1:14.814		DIFFERENCE : 0.000		
LAP	SECTOR 1	SECTOR 2	LAP TIME	MPH	DIFF	TIME OF DAY
1 -		26.474	1:21.103	87.84	6.289	14:30:00.278
2 -	49.225	26.244	1:15.469	94.40	0.655	14:31:15.747
3 -	49.075	26.125	1:15.200 (3)	94.74	0.386	14:32:30.947
4 -	49.155	26.073	1:15.228	94.70	0.414	14:33:46.175
5 -	49.062	26.425	1:15.487	94.38	0.673	14:35:01.662
6 -	49.137	26.027	1:15.164 (2)	94.78	0.350	14:36:16.826
7 -	<b>48.806</b>	<b>26.008</b>	<b>1:14.814 (1)</b>	<b>95.23</b>		<b>14:37:31.640</b>

Weather / Track : Cloudy / Dry

Donington Park National  
Circuit Length = 1.9790 miles  
Start: 14:28 Flag 14:37 End: 14:38

# BMCRC - MRO Championships 2021 - Rnd 5 @ Donington National

## Team Respro MRO 600 & DART Motorsport Clubman 600

### RACE 8 - SECTOR ANALYSIS



SECTOR 1 = FL to I1, SECTOR 2 = I1 to FL, DIFF = Difference To Personal Best Lap, P = Crossed Finish Line in Pit Lane, D = Time Disallowed

P11 818 C		Alex BARKER		Yamaha R6 - Barker Woodrow LTD		
IDEAL LAP TIME : 1:14.529		BEST LAP TIME : 1:14.529		DIFFERENCE : 0.000		
LAP	SECTOR 1	SECTOR 2	LAP TIME	MPH	DIFF	TIME OF DAY
1 -		27.055	1:21.991	86.89	7.462	14:30:01.166
2 -	49.173	26.373	1:15.546	94.30	1.017	14:31:16.712
3 -	48.820	26.240	1:15.060	94.91	0.531	14:32:31.772
4 -	48.906	26.808	1:15.714	94.09	1.185	14:33:47.486
5 -	48.707	26.146	1:14.853 (2)	95.18	0.324	14:35:02.339
6 -	48.773	26.114	1:14.887 (3)	95.13	0.358	14:36:17.226
7 -	<b>48.597</b>	<b>25.932</b>	<b>1:14.529 (1)</b>	<b>95.59</b>		<b>14:37:31.755</b>

P12 23		Gary VINES		Honda CBR -		
IDEAL LAP TIME : 1:15.049		BEST LAP TIME : 1:15.090		DIFFERENCE : 0.041		
LAP	SECTOR 1	SECTOR 2	LAP TIME	MPH	DIFF	TIME OF DAY
1 -		26.684	1:21.634	87.27	6.544	14:30:00.809
2 -	49.184	26.138	1:15.322	94.58	0.232	14:31:16.131
3 -	<b>48.981</b>	26.140	1:15.121 (2)	94.84	0.031	14:32:31.252
4 -	49.060	26.137	1:15.197 (3)	94.74	0.107	14:33:46.449
5 -	49.002	26.577	1:15.579	94.26	0.489	14:35:02.028
6 -	49.300	<b>26.068</b>	1:15.368	94.53	0.278	14:36:17.396
7 -	48.997	26.093	<b>1:15.090 (1)</b>	<b>94.88</b>		<b>14:37:32.486</b>

P13 95		Grant ROBERTSON		Kawasaki ZX6R -		
IDEAL LAP TIME : 1:15.050		BEST LAP TIME : 1:15.151		DIFFERENCE : 0.101		
LAP	SECTOR 1	SECTOR 2	LAP TIME	MPH	DIFF	TIME OF DAY
1 -		27.094	1:21.492	87.42	6.341	14:30:00.667
2 -	49.220	26.460	1:15.680	94.14	0.529	14:31:16.347
3 -	49.074	<b>26.202</b>	1:15.276 (2)	94.64	0.125	14:32:31.623
4 -	48.932	26.685	1:15.617	94.22	0.466	14:33:47.240
5 -	49.152	26.418	1:15.570	94.27	0.419	14:35:02.810
6 -	<b>48.848</b>	26.303	<b>1:15.151 (1)</b>	<b>94.80</b>		<b>14:36:17.961</b>
7 -	49.223	26.284	1:15.507 (3)	94.35	0.356	14:37:33.468

P14 134		Donald GILBERT		Kawasaki ZX6R - S and N tyres		
IDEAL LAP TIME : 1:14.983		BEST LAP TIME : 1:15.269		DIFFERENCE : 0.286		
LAP	SECTOR 1	SECTOR 2	LAP TIME	MPH	DIFF	TIME OF DAY
1 -		26.491	1:20.440	88.57	5.171	14:29:59.615
2 -	49.407	<b>26.072</b>	1:15.479 (2)	94.39	0.210	14:31:15.094
3 -	49.041	26.228	<b>1:15.269 (1)</b>	<b>94.65</b>		<b>14:32:30.363</b>
4 -	49.494	26.123	1:15.617	94.22	0.348	14:33:45.980
5 -	<b>48.911</b>	26.598	1:15.509 (3)	94.35	0.240	14:35:01.489
6 -	49.080	26.444	1:15.524	94.33	0.255	14:36:17.013
7 -	50.403	26.581	1:16.984	92.54	1.715	14:37:33.997

P15 111		Ryan FOLKES		Triumph DAYTONA 675 - Carl Harrison Motorcycle Services		
IDEAL LAP TIME : 1:14.340		BEST LAP TIME : 1:14.340		DIFFERENCE : 0.000		
LAP	SECTOR 1	SECTOR 2	LAP TIME	MPH	DIFF	TIME OF DAY
1 -		27.717	1:23.097	85.73	8.757	14:30:02.272
2 -	48.804	26.526	1:15.330 (3)	94.57	0.990	14:31:17.602
3 -	49.581	26.356	1:15.937	93.82	1.597	14:32:33.539
4 -	49.272	27.986	1:17.258	92.21	2.918	14:33:50.797
5 -	48.775	26.876	1:15.651	94.17	1.311	14:35:06.448
6 -	48.345	26.269	1:14.614 (2)	95.48	0.274	14:36:21.062
7 -	<b>48.080</b>	<b>26.260</b>	<b>1:14.340 (1)</b>	<b>95.83</b>		<b>14:37:35.402</b>

Weather / Track : Cloudy / Dry

Donington Park National  
Circuit Length = 1.9790 miles  
Start: 14:28 Flag 14:37 End: 14:38

# BMCRC - MRO Championships 2021 - Rnd 5 @ Donington National

## Team Respro MRO 600 & DART Motorsport Clubman 600

### RACE 8 - SECTOR ANALYSIS



SECTOR 1 = FL to I1, SECTOR 2 = I1 to FL, DIFF = Difference To Personal Best Lap, P = Crossed Finish Line in Pit Lane, D = Time Disallowed

P16 169 C		Gareth CUNNINGHAM		Yamaha R6 - Right gear motorcycles		
IDEAL LAP TIME : 1:14.660		BEST LAP TIME : 1:14.743		DIFFERENCE : 0.083		
LAP	SECTOR 1	SECTOR 2	LAP TIME	MPH	DIFF	TIME OF DAY
1 -		27.497	1:21.173	87.77	6.430	14:30:00.348
2 -	49.011	26.283	1:15.294	94.62	0.551	14:31:15.642
3 -	48.840	26.406	1:15.246	94.68	0.503	14:32:30.888
4 -	48.630	<b>26.113</b>	<b>1:14.743 (1)</b>	<b>95.32</b>		<b>14:33:45.631</b>
5 -	<b>48.547</b>	26.553	1:15.100	94.86	0.357	14:35:00.731
6 -	48.672	26.316	1:14.988 (2)	95.01	0.245	14:36:15.719
7 -	48.590	26.490	1:15.080 (3)	94.89	0.337	14:37:30.799

P17 60		Jack YOUNGE		Yamaha R6 - Chase Timber / iceni motorcycles		
IDEAL LAP TIME : 1:16.044		BEST LAP TIME : 1:16.044		DIFFERENCE : 0.000		
LAP	SECTOR 1	SECTOR 2	LAP TIME	MPH	DIFF	TIME OF DAY
1 -		27.601	1:25.026	83.79	8.982	14:30:04.201
2 -	50.026	26.689	1:16.715 (2)	92.87	0.671	14:31:20.916
3 -	<b>49.472</b>	<b>26.572</b>	<b>1:16.044 (1)</b>	<b>93.69</b>		<b>14:32:36.960</b>
4 -	49.604	28.003	1:17.607	91.80	1.563	14:33:54.567
5 -	50.997	27.457	1:18.454	90.81	2.410	14:35:13.021
6 -	50.391	27.097	1:17.488	91.94	1.444	14:36:30.509
7 -	49.894	26.870	1:16.764 (3)	92.81	0.720	14:37:47.273

P18 52 C		Scott FORBES-COWDRY		Yamaha R6 13S -		
IDEAL LAP TIME : 1:15.929		BEST LAP TIME : 1:16.350		DIFFERENCE : 0.421		
LAP	SECTOR 1	SECTOR 2	LAP TIME	MPH	DIFF	TIME OF DAY
1 -		27.394	1:26.180	82.67	9.830	14:30:05.355
2 -	50.914	<b>26.595</b>	1:17.509	91.92	1.159	14:31:22.864
3 -	50.145	27.014	1:17.159 (3)	92.33	0.809	14:32:40.023
4 -	50.065	27.148	1:17.213	92.27	0.863	14:33:57.236
5 -	<b>49.334</b>	27.520	1:16.854 (2)	92.70	0.504	14:35:14.090
6 -	49.683	26.667	<b>1:16.350 (1)</b>	<b>93.31</b>		<b>14:36:30.440</b>
7 -	49.900	27.937	1:17.837	91.53	1.487	14:37:48.277

P19 200 C		Dan BURNHAM		Triumph DAYTONA 675 - BDR RACING / KY JAX		
IDEAL LAP TIME : 1:16.356		BEST LAP TIME : 1:16.356		DIFFERENCE : 0.000		
LAP	SECTOR 1	SECTOR 2	LAP TIME	MPH	DIFF	TIME OF DAY
1 -		27.157	1:24.301	84.51	7.945	14:30:03.476
2 -	49.790	27.108	1:16.898 (2)	92.65	0.542	14:31:20.374
3 -	<b>49.520</b>	<b>26.836</b>	<b>1:16.356 (1)</b>	<b>93.30</b>		<b>14:32:36.730</b>
4 -	50.220	27.850	1:18.070	91.25	1.714	14:33:54.800
5 -	51.255	27.469	1:18.724	90.50	2.368	14:35:13.524
6 -	50.569	27.155	1:17.724	91.66	1.368	14:36:31.248
7 -	50.069	27.038	1:17.107 (3)	92.39	0.751	14:37:48.355

P20 2		Andrew GILL		Kawasaki ZX6R -		
IDEAL LAP TIME : 1:14.876		BEST LAP TIME : 1:14.876		DIFFERENCE : 0.000		
LAP	SECTOR 1	SECTOR 2	LAP TIME	MPH	DIFF	TIME OF DAY
1 -		26.717	1:20.034	89.01	5.158	14:29:59.209
2 -	48.488	38.240	1:26.728	82.14	11.852	14:31:25.937
3 -	<b>48.257</b>	<b>26.619</b>	<b>1:14.876 (1)</b>	<b>95.15</b>		<b>14:32:40.813</b>
4 -	49.641	27.302	1:16.943	92.59	2.067	14:33:57.756
5 -	49.569	27.151	1:16.720 (3)	92.86	1.844	14:35:14.476
6 -	49.823	26.807	1:16.630 (2)	92.97	1.754	14:36:31.106
7 -	49.639	27.768	1:17.407	92.04	2.531	14:37:48.513

Weather / Track : Cloudy / Dry

Donington Park National  
Circuit Length = 1.9790 miles  
Start: 14:28 Flag 14:37 End: 14:38

# BMCRC - MRO Championships 2021 - Rnd 5 @ Donington National

## Team Respro MRO 600 & DART Motorsport Clubman 600

### RACE 8 - SECTOR ANALYSIS



SECTOR 1 = FL to I1, SECTOR 2 = I1 to FL, DIFF = Difference To Personal Best Lap, P = Crossed Finish Line in Pit Lane, D = Time Disallowed

P21 231		Marcus SIMPSON		Yamaha R6 - JPS Racing		
IDEAL LAP TIME : 1:15.199		BEST LAP TIME : 1:15.563		DIFFERENCE : 0.364		
LAP	SECTOR 1	SECTOR 2	LAP TIME	MPH	DIFF	TIME OF DAY
1 -		26.985	1:23.140	85.69	7.577	14:30:02.315
2 -	49.244	26.319	<b>1:15.563 (1)</b>	<b>94.28</b>		<b>14:31:17.878</b>
3 -	49.576	<b>26.249</b>	1:15.825 (2)	93.96	0.262	14:32:33.703
4 -	<b>48.950</b>	35.809	1:24.759	84.05	9.196	14:33:58.462
5 -	49.863	27.147	1:17.010	92.51	1.447	14:35:15.472
6 -	49.321	27.161	1:16.482 (3)	93.15	0.919	14:36:31.954
7 -	49.186	27.420	1:16.606	93.00	1.043	14:37:48.560

P22 192 C		Daniel MOFFA		Kawasaki ZX6R - DM Racing		
IDEAL LAP TIME : 1:15.383		BEST LAP TIME : 1:15.755		DIFFERENCE : 0.372		
LAP	SECTOR 1	SECTOR 2	LAP TIME	MPH	DIFF	TIME OF DAY
1 -		27.504	1:25.500	83.32	9.745	14:30:04.675
2 -	50.921	26.850	1:17.771	91.61	2.016	14:31:22.446
3 -	49.346	<b>26.409</b>	<b>1:15.755 (1)</b>	<b>94.04</b>		<b>14:32:38.201</b>
4 -	<b>48.974</b>	28.231	1:17.205 (3)	92.28	1.450	14:33:55.406
5 -	51.125	28.253	1:19.378	89.75	3.623	14:35:14.784
6 -	49.807	27.005	1:16.812 (2)	92.75	1.057	14:36:31.596
7 -	50.041	27.194	1:17.235	92.24	1.480	14:37:48.831

P23 100 C		Craig HOWTON		Kawasaki ZX6R - ME		
IDEAL LAP TIME : 1:16.300		BEST LAP TIME : 1:16.954		DIFFERENCE : 0.654		
LAP	SECTOR 1	SECTOR 2	LAP TIME	MPH	DIFF	TIME OF DAY
1 -		27.413	1:24.964	83.85	8.010	14:30:04.139
2 -	50.586	27.159	1:17.745	91.64	0.791	14:31:21.884
3 -	50.488	<b>26.752</b>	1:17.240 (3)	92.24	0.286	14:32:39.124
4 -	50.599	27.153	1:17.752	91.63	0.798	14:33:56.876
5 -	50.912	27.132	1:18.044	91.29	1.090	14:35:14.920
6 -	50.069	27.154	1:17.223 (2)	92.26	0.269	14:36:32.143
7 -	<b>49.548</b>	27.406	<b>1:16.954 (1)</b>	<b>92.58</b>		<b>14:37:49.097</b>

P24 118 C		Jim COYLE		Triumph 675 - Big Jim RIP		
IDEAL LAP TIME : 1:16.809		BEST LAP TIME : 1:16.843		DIFFERENCE : 0.034		
LAP	SECTOR 1	SECTOR 2	LAP TIME	MPH	DIFF	TIME OF DAY
1 -		28.463	1:25.252	83.57	8.409	14:30:04.427
2 -	52.196	26.965	1:19.161	90.00	2.318	14:31:23.588
3 -	50.349	27.034	1:17.383	92.06	0.540	14:32:40.971
4 -	51.137	27.232	1:18.369	90.91	1.526	14:33:59.340
5 -	50.305	26.922	1:17.227 (3)	92.25	0.384	14:35:16.567
6 -	<b>49.973</b>	26.870	<b>1:16.843 (1)</b>	<b>92.71</b>		<b>14:36:33.410</b>
7 -	50.016	<b>26.836</b>	1:16.852 (2)	92.70	0.009	14:37:50.262

P25 284 C		Matthew SEEDS		Kawasaki ZX6R - Homeplan		
IDEAL LAP TIME : 1:16.446		BEST LAP TIME : 1:16.474		DIFFERENCE : 0.028		
LAP	SECTOR 1	SECTOR 2	LAP TIME	MPH	DIFF	TIME OF DAY
1 -		27.374	1:25.675	83.15	9.201	14:30:04.850
2 -	52.025	26.920	1:18.945	90.24	2.471	14:31:23.795
3 -	50.944	<b>26.581</b>	1:17.525 (3)	91.90	1.051	14:32:41.320
4 -	50.437	27.746	1:18.183	91.12	1.709	14:33:59.503
5 -	50.811	27.076	1:17.887	91.47	1.413	14:35:17.390
6 -	50.320	26.645	1:16.965 (2)	92.56	0.491	14:36:34.355
7 -	<b>49.865</b>	26.609	<b>1:16.474 (1)</b>	<b>93.16</b>		<b>14:37:50.829</b>

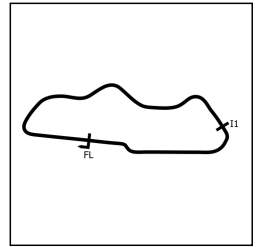
Weather / Track : Cloudy / Dry

Donington Park National  
Circuit Length = 1.9790 miles  
Start: 14:28 Flag 14:37 End: 14:38

# BMCRC - MRO Championships 2021 - Rnd 5 @ Donington National

Team Respro MRO 600 & DART Motorsport Clubman 600

## RACE 8 - SECTOR ANALYSIS



SECTOR 1 = FL to I1, SECTOR 2 = I1 to FL, DIFF = Difference To Personal Best Lap, P = Crossed Finish Line in Pit Lane, D = Time Disallowed

P26 43 C		Daniel SALES		Yamaha R6 - Team Freddie, Ron & Frankie		
IDEAL LAP TIME : 1:16.865		BEST LAP TIME : 1:16.865		DIFFERENCE : 0.000		
LAP	SECTOR 1	SECTOR 2	LAP TIME	MPH	DIFF	TIME OF DAY
1 -		26.909	1:26.643	82.22	9.778	14:30:05.818
2 -	51.538	26.782	1:18.320	90.96	1.455	14:31:24.138
3 -	51.195	26.614	1:17.809 (3)	91.56	0.944	14:32:41.947
4 -	50.507	27.445	1:17.952	91.39	1.087	14:33:59.899
5 -	51.192	26.938	1:18.130	91.18	1.265	14:35:18.029
6 -	<b>50.384</b>	<b>26.481</b>	<b>1:16.865 (1)</b>	<b>92.69</b>		<b>14:36:34.894</b>
7 -	50.501	26.745	1:17.246 (2)	92.23	0.381	14:37:52.140

P27 63		Michael MACE		Yamaha R6 - Kevin Marshall		
IDEAL LAP TIME : 1:16.215		BEST LAP TIME : 1:16.612		DIFFERENCE : 0.397		
LAP	SECTOR 1	SECTOR 2	LAP TIME	MPH	DIFF	TIME OF DAY
1 -		27.550	1:25.439	83.38	8.827	14:30:04.614
2 -	50.296	27.401	1:17.697	91.69	1.085	14:31:22.311
3 -	50.346	26.949	1:17.295 (3)	92.17	0.683	14:32:39.606
4 -	50.623	28.071	1:18.694	90.53	2.082	14:33:58.300
5 -	50.142	27.884	1:18.026	91.31	1.414	14:35:16.326
6 -	49.813	<b>26.799</b>	<b>1:16.612 (1)</b>	<b>92.99</b>		<b>14:36:32.938</b>
7 -	<b>49.416</b>	27.345	1:16.761 (2)	92.81	0.149	14:37:49.699

P28 165 C		Joshua HUMPHRIES		Yamaha R6 - GME Electrical racing		
IDEAL LAP TIME : 1:17.807		BEST LAP TIME : 1:17.900		DIFFERENCE : 0.093		
LAP	SECTOR 1	SECTOR 2	LAP TIME	MPH	DIFF	TIME OF DAY
1 -		28.244	1:30.313	78.88	12.413	14:30:09.488
2 -	51.609	27.711	1:19.320 (3)	89.82	1.420	14:31:28.808
3 -	52.382	27.421	1:19.803	89.27	1.903	14:32:48.611
4 -	53.044	29.209	1:22.253	86.61	4.353	14:34:10.864
5 -	53.353	28.298	1:21.651	87.25	3.751	14:35:32.515
6 -	50.812	<b>27.110</b>	1:17.922 (2)	91.43	0.022	14:36:50.437
7 -	<b>50.697</b>	27.203	<b>1:17.900 (1)</b>	<b>91.45</b>		<b>14:38:08.337</b>

P29 50		Aditya Singh BEHAL		Yamaha YZF-R6 - Urban Nomads Racing		
IDEAL LAP TIME : 1:19.765		BEST LAP TIME : 1:19.765		DIFFERENCE : 0.000		
LAP	SECTOR 1	SECTOR 2	LAP TIME	MPH	DIFF	TIME OF DAY
1 -		28.304	1:28.411	80.58	8.646	14:30:07.586
2 -	52.418	28.423	1:20.841	88.13	1.076	14:31:28.427
3 -	52.635	27.996	1:20.631 (3)	88.36	0.866	14:32:49.058
4 -	52.882	28.983	1:21.865	87.02	2.100	14:34:10.923
5 -	54.026	28.406	1:22.432	86.43	2.667	14:35:33.355
6 -	52.343	27.763	1:20.106 (2)	88.94	0.341	14:36:53.461
7 -	<b>52.005</b>	<b>27.760</b>	<b>1:19.765 (1)</b>	<b>89.32</b>		<b>14:38:13.226</b>

P30 117 C		Benjamin STONARD		Yamaha R6 - BJ Signs & Decals LTD		
IDEAL LAP TIME : 1:19.517		BEST LAP TIME : 1:19.839		DIFFERENCE : 0.322		
LAP	SECTOR 1	SECTOR 2	LAP TIME	MPH	DIFF	TIME OF DAY
1 -		27.890	1:28.978	80.07	9.139	14:30:08.153
2 -	<b>51.947</b>	27.892	<b>1:19.839 (1)</b>	<b>89.23</b>		<b>14:31:27.992</b>
3 -	52.583	<b>27.570</b>	1:20.153 (2)	88.88	0.314	14:32:48.145
4 -	53.143	29.049	1:22.192	86.68	2.353	14:34:10.337
5 -	53.665	28.200	1:21.865	87.02	2.026	14:35:32.202
6 -	52.867	27.913	1:20.780	88.19	0.941	14:36:52.982
7 -	52.557	27.858	1:20.415 (3)	88.59	0.576	14:38:13.397

Weather / Track : Cloudy / Dry

Donington Park National  
Circuit Length = 1.9790 miles  
Start: 14:28 Flag 14:37 End: 14:38

# BMCRC - MRO Championships 2021 - Rnd 5 @ Donington National

Team Respro MRO 600 & DART Motorsport Clubman 600

## RACE 8 - SECTOR ANALYSIS



SECTOR 1 = FL to I1, SECTOR 2 = I1 to FL, DIFF = Difference To Personal Best Lap, P = Crossed Finish Line in Pit Lane, D = Time Disallowed

P31 331		Tim BURROWS		Yamaha R6 -		
IDEAL LAP TIME : 1:20.018		BEST LAP TIME : 1:20.327		DIFFERENCE : 0.309		
LAP	SECTOR 1	SECTOR 2	LAP TIME	MPH	DIFF	TIME OF DAY
1 -		28.194	1:29.523	79.58	9.196	14:30:08.698
2 -	<b>52.159</b>	28.277	1:20.436 (2)	88.57	0.109	14:31:29.134
3 -	53.168	28.269	1:21.437	87.48	1.110	14:32:50.571
4 -	52.284	29.158	1:21.442	87.48	1.115	14:34:12.013
5 -	52.407	28.318	1:20.725	88.25	0.398	14:35:32.738
6 -	52.432	27.895	<b>1:20.327 (1)</b>	<b>88.69</b>		<b>14:36:53.065</b>
7 -	52.847	<b>27.859</b>	1:20.706 (3)	88.27	0.379	14:38:13.771

P32 83		Talan SKEELS-PIGGINS		Yamaha R6 - Talan Racing		
IDEAL LAP TIME : 1:19.033		BEST LAP TIME : 1:19.119		DIFFERENCE : 0.086		
LAP	SECTOR 1	SECTOR 2	LAP TIME	MPH	DIFF	TIME OF DAY
1 -		28.654	1:31.177	78.14	12.058	14:30:10.352
2 -	<b>51.246</b>	27.873	<b>1:19.119 (1)</b>	<b>90.04</b>		<b>14:31:29.471</b>
3 -	52.505	29.737	1:22.242	86.63	3.123	14:32:51.713
4 -	51.930	28.810	1:20.740	88.24	1.621	14:34:12.453
5 -	52.258	28.366	1:20.624 (3)	88.36	1.505	14:35:33.077
6 -	52.871	27.980	1:20.851	88.12	1.732	14:36:53.928
7 -	52.496	<b>27.787</b>	1:20.283 (2)	88.74	1.164	14:38:14.211

P33 51		Ross CLARKE		Kawasaki ZX6R - Ross clarke Farriery		
IDEAL LAP TIME : 1:19.251		BEST LAP TIME : 1:19.912		DIFFERENCE : 0.661		
LAP	SECTOR 1	SECTOR 2	LAP TIME	MPH	DIFF	TIME OF DAY
1 -		28.183	1:31.574	77.80	11.662	14:30:10.749
2 -	52.976	<b>27.464</b>	1:20.440 (2)	88.57	0.528	14:31:31.189
3 -	<b>51.787</b>	28.125	<b>1:19.912 (1)</b>	<b>89.15</b>		<b>14:32:51.101</b>
4 -	52.832	29.303	1:22.135	86.74	2.223	14:34:13.236
5 -	51.974	28.710	1:20.684	88.30	0.772	14:35:33.920
6 -	52.324	28.304	1:20.628 (3)	88.36	0.716	14:36:54.548
7 -	53.782	28.822	1:22.604	86.25	2.692	14:38:17.152

P34 212 C		Matt PALLETT		Kawasaki ZX6R - In:timber		
IDEAL LAP TIME : 1:20.642		BEST LAP TIME : 1:20.825		DIFFERENCE : 0.183		
LAP	SECTOR 1	SECTOR 2	LAP TIME	MPH	DIFF	TIME OF DAY
1 -		28.993	1:30.764	78.49	9.939	14:30:09.939
2 -	53.526	28.164	1:21.690	87.21	0.865	14:31:31.629
3 -	52.646	28.276	1:20.922 (3)	88.04	0.097	14:32:52.551
4 -	52.697	28.853	1:21.550	87.36	0.725	14:34:14.101
5 -	53.054	28.401	1:21.455	87.46	0.630	14:35:35.556
6 -	52.802	<b>28.108</b>	1:20.910 (2)	88.05	0.085	14:36:56.466
7 -	<b>52.534</b>	28.291	<b>1:20.825 (1)</b>	<b>88.14</b>		<b>14:38:17.291</b>

P35 132 C		Mitchell GILBERT		Suzuki GSXR 600 - The Asap group		
IDEAL LAP TIME : 1:15.286		BEST LAP TIME : 1:15.462		DIFFERENCE : 0.176		
LAP	SECTOR 1	SECTOR 2	LAP TIME	MPH	DIFF	TIME OF DAY
1 -		26.766	1:22.503	86.35	7.041	14:30:01.678
2 -	<b>49.131</b>	26.331	<b>1:15.462 (1)</b>	<b>94.41</b>		<b>14:31:17.140</b>
3 -	49.598	<b>26.155</b>	1:15.753 (2)	94.05	0.291	14:32:32.893

P36 37 C		Alexander LATHAM		Triumph DAYTONA - BR-8 / McCrash Racing		
IDEAL LAP TIME : 1:14.904		BEST LAP TIME : 1:15.681		DIFFERENCE : 0.777		
LAP	SECTOR 1	SECTOR 2	LAP TIME	MPH	DIFF	TIME OF DAY
1 -		26.984	1:22.225	86.64	6.544	14:30:01.400
2 -	49.862	<b>26.224</b>	1:16.086 (2)	93.63	0.405	14:31:17.486
3 -	49.253	26.428	<b>1:15.681 (1)</b>	<b>94.14</b>		<b>14:32:33.167</b>

Weather / Track : Cloudy / Dry

Donington Park National  
Circuit Length = 1.9790 miles  
Start: 14:28 Flag 14:37 End: 14:38

# BMCRC - MRO Championships 2021 - Rnd 5 @ Donington National

## Team Respro MRO 600 & DART Motorsport Clubman 600

### RACE 8 - BEST SECTORS

SECTOR 1			SECTOR 2			IDEAL / BEST COMPARISON						
POS	NO	NAME	TIME	NO	NAME	TIME	POS	NO	NAME	IDEAL	BEST	DIFF
									<b>PERFECT LAP</b>	<b>1:12.461</b>		
1	125	STONE	47.174	173	DRAPER	25.287	1	173	DRAPER	1:12.491	1:12.895	0.404
2	173	DRAPER	47.204	188	KRAWIECKI	25.451	2	125	STONE	1:12.791	1:13.214	0.423
3	9	WALSH	47.377	56	MILLS	25.471	3	56	MILLS	1:12.867	1:12.884	0.017
4	56	MILLS	47.396	74	GAGG	25.485	4	9	WALSH	1:12.874	1:13.015	0.141
5	74	GAGG	47.527	9	WALSH	25.497	5	188	KRAWIECKI	1:12.978	1:12.978	0.000
6	188	KRAWIECKI	47.527	125	STONE	25.617	6	74	GAGG	1:13.012	1:13.219	0.207
7	154	NORVAL	47.881	556	FIELDING	25.737	7	154	NORVAL	1:13.683	1:13.830	0.147
8	556	FIELDING	48.029	154	NORVAL	25.802	8	556	FIELDING	1:13.766	1:13.199	-0.567
9	111	FOLKES	48.080	818	BARKER	25.932	9	13	EDMONDSON	1:14.127	1:14.445	0.318
10	13	EDMONDSON	48.144	13	EDMONDSON	25.983	10	111	FOLKES	1:14.340	1:14.340	0.000
11	2	GILL	48.257	7	BENSTED	26.008	11	818	BARKER	1:14.529	1:14.529	0.000
12	169	CUNNINGHAM	48.547	23	VINES	26.068	12	169	CUNNINGHAM	1:14.660	1:14.743	0.083
13	818	BARKER	48.597	134	GILBERT	26.072	13	7	BENSTED	1:14.814	1:14.814	0.000
14	37	LATHAM	48.680	169	CUNNINGHAM	26.113	14	2	GILL	1:14.876	1:14.876	0.000
15	7	BENSTED	48.806	132	GILBERT	26.155	15	37	LATHAM	1:14.904	1:15.681	0.777
16	95	ROBERTSON	48.848	95	ROBERTSON	26.202	16	134	GILBERT	1:14.983	1:15.269	0.286
17	134	GILBERT	48.911	37	LATHAM	26.224	17	23	VINES	1:15.049	1:15.090	0.041
18	231	SIMPSON	48.950	231	SIMPSON	26.249	18	95	ROBERTSON	1:15.050	1:15.151	0.101
19	192	MOFFA	48.974	111	FOLKES	26.260	19	231	SIMPSON	1:15.199	1:15.563	0.364
20	23	VINES	48.981	192	MOFFA	26.409	20	132	GILBERT	1:15.286	1:15.462	0.176
21	132	GILBERT	49.131	43	SALES	26.481	21	192	MOFFA	1:15.383	1:15.755	0.372
22	52	FORBES-COWDRY	49.334	60	YOUNGE	26.572	22	52	FORBES-COWDRY	1:15.929	1:16.350	0.421
23	63	MACE	49.416	284	SEEDS	26.581	23	60	YOUNGE	1:16.044	1:16.044	0.000
24	60	YOUNGE	49.472	52	FORBES-COWDRY	26.595	24	63	MACE	1:16.215	1:16.612	0.397
25	200	BURNHAM	49.520	2	GILL	26.619	25	100	HOWTON	1:16.300	1:16.954	0.654
26	100	HOWTON	49.548	100	HOWTON	26.752	26	200	BURNHAM	1:16.356	1:16.356	0.000
27	284	SEEDS	49.865	63	MACE	26.799	27	284	SEEDS	1:16.446	1:16.474	0.028
28	118	COYLE	49.973	200	BURNHAM	26.836	28	118	COYLE	1:16.809	1:16.843	0.034
29	43	SALES	50.384	118	COYLE	26.836	29	43	SALES	1:16.865	1:16.865	0.000
30	165	HUMPHRIES	50.697	165	HUMPHRIES	27.110	30	165	HUMPHRIES	1:17.807	1:17.900	0.093
31	83	SKEELS-PIGGINS	51.246	51	CLARKE	27.464	31	83	SKEELS-PIGGINS	1:19.033	1:19.119	0.086
32	51	CLARKE	51.787	117	STONARD	27.570	32	51	CLARKE	1:19.251	1:19.912	0.661
33	117	STONARD	51.947	50	BEHAL	27.760	33	117	STONARD	1:19.517	1:19.839	0.322
34	50	BEHAL	52.005	83	SKEELS-PIGGINS	27.787	34	50	BEHAL	1:19.765	1:19.765	0.000
35	331	BURROWS	52.159	331	BURROWS	27.859	35	331	BURROWS	1:20.018	1:20.327	0.309
36	212	PALLET	52.534	212	PALLET	28.108	36	212	PALLET	1:20.642	1:20.825	0.183
37												

Weather / Track : Cloudy / Dry

Donington Park National  
 Circuit Length = 1.9790 miles  
 Start: 14:28 Flag 14:37 End: 14:38

Results can be found at [www.tsl-timing.com](http://www.tsl-timing.com)

Printed - 14:39 Saturday, 04 September 2021



# BMCRC - MRO Championships 2021 - Rnd 5 @ Donington National

## Team Respro MRO 600 & DART Motorsport Clubman 600

### RACE 8 - STATISTICS

<b>Competitors Started</b>	37
<b>Planned Start</b>	2021-09-04 @ 14:34:00.000
<b>Actual Start</b>	2021-09-04 @ 14:28:39.174
<b>Finish Time</b>	2021-09-04 @ 14:37:17.321
<b>Track Length</b>	1.9790mi.
<b>Total Laps</b>	244
<b>Total Distance Covered</b>	482.8924mi.

#### Session Fastest Lap History

NO	CL	NAME	LAP TIME	TIME OF DAY	LAP	VEHICLE
56		Michael MILLS	1:13.112	14:31:10.145	2	Yamaha R6
188		Dawid KRAWIECKI	1:12.978	14:33:37.309	4	Yamaha R6
173		Stephen DRAPER	1:12.895	14:33:38.745	4	Yamaha R6
56		Michael MILLS	1:12.884	14:37:17.324	7	Yamaha R6

#### Session Leader History

NO	CL	NAME	FROM LAP	LAPS LED	DISTANCE	VEHICLE
74	C	Steven GAGG	1	1	1.94 miles	Yamaha R6
56		Michael MILLS	2	4	7.91 miles	Yamaha R6
74	C	Steven GAGG	6	1	1.97 miles	Yamaha R6
56		Michael MILLS	7	1	1.97 miles	Yamaha R6

#### Flag History

TYPE	TIME OF DAY
GREEN	14:28:39.174
FINISH	14:37:17.321

#### Flag Statistics

TYPE	COUNT	TOTAL LAPS	TOTAL TIME
Green	1	7	9:48.999
Red	0	0	0.000
Safety Car	0	0	0.000
FCY	0	0	0.000

# BMCRC - MRO Championships 2021 - Rnd 5 @ Donington National

## Team Respro MRO 600 & DART Motorsport Clubman 600

### RACE 8 - STATISTICS

**CLASS :**

18 Starters

#### Fastest Lap History

NO	NAME	LAP TIME	TIME OF DAY	LAP	VEHICLE
56	Michael MILLS	1:13.112	14:31:10.145	2	Yamaha R6
188	Dawid KRAWIECKI	1:12.978	14:33:37.309	4	Yamaha R6
173	Stephen DRAPER	1:12.895	14:33:38.745	4	Yamaha R6
56	Michael MILLS	1:12.884	14:37:17.324	7	Yamaha R6

#### Leader History

NO	NAME	FROM LAP	LAPS LED	DISTANCE	VEHICLE
56	Michael MILLS	1	7	13.81 miles	Yamaha R6

# BMCRC - MRO Championships 2021 - Rnd 5 @ Donington National

## Team Respro MRO 600 & DART Motorsport Clubman 600

### RACE 8 - STATISTICS

CLASS : C

19 Starters

#### Fastest Lap History

NO	NAME	LAP TIME	TIME OF DAY	LAP	VEHICLE
74	Steven GAGG	1:13.577	14:31:10.312	2	Yamaha R6
74	Steven GAGG	1:13.219	14:32:23.547	3	Yamaha R6
125	Scott STONE	1:13.214	14:32:25.320	3	Kawasaki ZX6R
556	Tommy FIELDING	1:13.199	14:33:37.842	4	Yamaha R6

#### Leader History

NO	NAME	FROM LAP	LAPS LED	DISTANCE	VEHICLE
74	Steven GAGG	1	7	13.81 miles	Yamaha R6

# BMCRC - MRO Championships 2021 - Rnd 5 @ Donington National

## Team Respro MRO 600 & DART Motorsport Clubman 600

### RACE 18 - GRID (7 Laps)

ROW 14	42		1:19.119	41	<b>83</b> Talan SKEELS-PIGGINS	40	<b>92</b> James WELCH			
ROW 13		39	<b>155</b> Richard LAMBOURNE	38	<b>624</b> Matthew FEDRICK	37	<b>321</b> Martin MORRIS			
ROW 12	36	<b>8</b> Dave SAUNDERS	1:20.825	35	<b>212</b> Matt PALLETT	34	<b>331</b> Tim BURROWS			
ROW 11		33	<b>51</b> Ross CLARKE	1:19.912	32	<b>117</b> Benjamin STONARD	1:19.839	31	<b>50</b> Aditya Singh BEHAL	1:19.765
ROW 10	30	<b>165</b> Joshua HUMPHRIES	1:17.900	29	<b>100</b> Craig HOWTON	1:16.954	28	<b>43</b> Daniel SALES	1:16.865	
ROW 9		27	<b>118</b> Jim COYLE	1:16.843	26	<b>63</b> Michael MACE	1:16.612	25	<b>284</b> Matthew SEEDS	1:16.474
ROW 8	24	<b>200</b> Dan BURNHAM	1:16.356	23	<b>52</b> Scott FORBES-COWDRY	1:16.350	22	<b>60</b> Jack YOUNGE	1:16.044	
ROW 7		21	<b>192</b> Daniel MOFFA	1:15.755	20	<b>37</b> Alexander LATHAM	1:15.681	19	<b>231</b> Marcus SIMPSON	1:15.563
ROW 6	18	<b>132</b> Mitchell GILBERT	1:15.462	17	<b>134</b> Donald GILBERT	1:15.269	16	<b>95</b> Grant ROBERTSON	1:15.151	
ROW 5		15	<b>23</b> Gary VINES	1:15.090	14	<b>2</b> Andrew GILL	1:14.876	13	<b>7</b> Thomas BENSTED	1:14.814
ROW 4	12	<b>169</b> Gareth CUNNINGHAM	1:14.743	11	<b>818</b> Alex BARKER	1:14.529	10	<b>13</b> Doug EDMONDSON	1:14.445	
ROW 3		9	<b>111</b> Ryan FOLKES	1:14.340	8	<b>154</b> Shane NORVAL	1:13.830	7	<b>74</b> Steven GAGG	1:13.219
ROW 2	6	<b>125</b> Scott STONE	1:13.214	5	<b>556</b> Tommy FIELDING	1:13.199	4	<b>9</b> Glenn WALSH	1:13.015	
ROW 1		3	<b>188</b> Dawid KRAWIECKI	1:12.978	2	<b>173</b> Stephen DRAPER	1:12.895	1	<b>56</b> Michael MILLS	1:12.884

**Pole**

Donington Park National  
Circuit Length = 1.9790 miles

These results are provisional until the conclusion of any judicial and technical matters.

Clerk Of Course :	Stewards :	Timekeeper :
-------------------	------------	--------------

Results can be found at [www.tsl-timing.com](http://www.tsl-timing.com)

Printed - 14:40 Saturday, 04 September 2021



# BMCRC - MRO Championships 2021 - Rnd 5 @ Donington National

## Team Respro MRO 600 & DART Motorsport Clubman 600

### RACE 18 - CLASSIFICATION

POS	NO	CL	PIC NAME	ENTRY	LAPS	TIME	GAP	DIFF	MPH	BEST	ON
1	173		1 Stephen DRAPER	Yamaha R6 -	7	8:35.457			96.48	1:12.418	7
2	56		2 Michael MILLS	Yamaha R6 - A51 Racing, The Wokingham Bar Com	7	8:35.947	0.490	0.490	96.39	1:12.272	7
3	74	C	1 Steven GAGG	Yamaha R6 - LCE Services/SES Engineering	7	8:36.924	1.467	0.977	96.21	1:12.809	2
4	556*	C	2 Tommy FIELDING	Yamaha R6 - Exersci Fitness Products	7	8:37.007	1.550	0.083	96.19	1:12.619	5
5	125	C	3 Scott STONE	Kawasaki ZX6R - Beaumont racing	7	8:37.565	2.108	0.558	96.09	1:12.651	5
6	154		3 Shane NORVAL	Yamaha R6 - European Shoe Machinery	7	8:43.566	8.109	6.001	94.99	1:13.524	3
7	9		4 Glenn WALSH	Yamaha R6 - Walters Medical	7	8:43.756	8.299	0.190	94.96	1:13.316	3
8	169	C	4 Gareth CUNNINGHAM	Yamaha R6 - Right gear motorcycles	7	8:46.082	10.625	2.326	94.54	1:14.105	2
9	818	C	5 Alex BARKER	Yamaha R6 - Barker Woodrow LTD	7	8:46.594	11.137	0.512	94.44	1:14.020	5
10	2		5 Andrew GILL	Kawasaki ZX6R -	7	8:47.022	11.565	0.428	94.37	1:13.770	4
11	23		6 Gary VINES	Honda CBR -	7	8:54.568	19.111	7.546	93.03	1:14.851	2
12	7	C	6 Thomas BENSTED	Triumph Daytona 675R - Significant Debt Racing	7	8:54.687	19.230	0.119	93.01	1:14.408	3
13	37	C	7 Alexander LATHAM	Triumph DAYTONA - BR-8 / McCrash Racing	7	8:54.794	19.337	0.107	93.00	1:14.687	3
14	188		7 Dawid KRAWIECKI	Yamaha R6 - Code Blue LTD & D A East Electrical	7	8:54.853	19.396	0.059	92.98	1:12.751	6
15	192	C	8 Daniel MOFFA	Kawasaki ZX6R - DM Racing	7	8:54.870	19.413	0.017	92.98	1:14.532	3
16	231		8 Marcus SIMPSON	Yamaha R6 - JPS Racing	7	9:00.549	25.092	5.679	92.01	1:14.382	5
17	111		9 Ryan FOLKES	Triumph DAYTONA 675 - Carl Harrison Motorcycle Se	7	9:02.921	27.464	2.372	91.60	1:15.378	6
18	60		10 Jack YOUNGE	Yamaha R6 - Chase Timber / iceni motorcycles	7	9:02.986	27.529	0.065	91.59	1:15.419	5
19	52	C	9 Scott FORBES-COWDRY	Yamaha R6 13S -	7	9:03.421	27.964	0.435	91.52	1:15.077	6
20	63		11 Michael MACE	Yamaha R6 - Kevin Marshall	7	9:04.193	28.736	0.772	91.39	1:15.876	6
21	100	C	10 Craig HOWTON	Kawasaki ZX6R - ME	7	9:06.479	31.022	2.286	91.01	1:16.124	4
22	200	C	11 Dan BURNHAM	Triumph DAYTONA 675 - BDR RACING / KY JAX	7	9:09.068	33.611	2.589	90.58	1:16.190	6
23	118	C	12 Jim COYLE	Triumph 675 - Big Jim RIP	7	9:12.735	37.278	3.667	89.98	1:17.361	6
24	132	C	13 Mitchell GILBERT	Suzuki GSXR 600 - The Asap group	7	9:13.309	37.852	0.574	89.88	1:17.328	4
25	284	C	14 Matthew SEEDS	Kawasaki ZX6R - Homeplan	7	9:13.332	37.875	0.023	89.88	1:17.412	4
26	8	C	15 Dave SAUNDERS	Honda CBR600 - ETR Building & Civil Engineering L	7	9:13.548	38.091	0.216	89.84	1:16.954	6
27	43	C	16 Daniel SALES	Yamaha R6 - Team Freddie, Ron & Frankie	7	9:14.309	38.852	0.761	89.72	1:17.533	5
28	331		12 Tim BURROWS	Yamaha R6 -	7	9:26.247	50.790	11.938	87.83	1:18.823	6
29	50		13 Aditya Singh BEHAL	Yamaha YZF-R6 - Urban Nomads Racing	7	9:26.262	50.805	0.015	87.83	1:18.884	5
30	165	C	17 Joshua HUMPHRIES	Yamaha R6 - GME Electrical racing	7	9:26.664	51.207	0.402	87.76	1:17.724	5
31	624	C	18 Matthew FEDRICK	Yamaha R6 - Matthew Fedrick farriers ltd/ Palmer Ra	7	9:27.079	51.622	0.415	87.70	1:18.983	6
32	83		14 Talan SKEELS-PIGGINS	Yamaha R6 - Talan Racing	7	9:31.571	56.114	4.492	87.01	1:18.370	5
33	212	C	19 Matt PALLET	Kawasaki ZX6R - In:timber	7	9:32.249	56.792	0.678	86.91	1:19.257	6

#### NOT CLASSIFIED

DNF	13		Doug EDMONDSON	Triumph DAYTONA - Stan Stephens Tuning	6	7:32.498	1 Lap	1 Lap	94.16	1:14.170	4
DNF	95		Grant ROBERTSON	Kawasaki ZX6R -	6	7:35.705	1 Lap	3.207	93.50	1:14.455	5
DNF	117	C	Benjamin STONARD	Yamaha R6 - BJ Signs & Decals LTD	2	2:49.175	5 Laps	4 Laps	83.42	1:20.409	2

#### FASTEST LAP

56			Michael MILLS	Yamaha R6 - A51 Racing, The Wokingham Bar Com	7	1:12.272			98.58 mph	158.65 kph	
556	C		Tommy FIELDING	Yamaha R6 - Exersci Fitness Products	5	1:12.619			98.10 mph	157.89 kph	

\* Bike 556 - Transponder intermittent, please check  
 Class - 92.5% of Race Speed = 89.24 mph  
 Class C - 92.5% of Race Speed = 88.99 mph

Donington Park National: 1.9790 miles  
 Race Distance: 7 Laps / 13.85 miles  
 Start: 17:17 Flag 17:26 End: 17:27

Weather / Track : Cloudy / Dry

These results are provisional until the conclusion of any judicial and technical matters.

Clerk Of Course :	Stewards :	Timekeeper :

Results can be found at [www.tsl-timing.com](http://www.tsl-timing.com)

Printed - 17:28 Saturday, 04 September 2021





# BMCRC - MRO Championships 2021 - Rnd 5 @ Donington National

Team Respro MRO 600 & DART Motorsport Clubman 600

## RACE 18 - SECTOR ANALYSIS



SECTOR 1 = FL to I1, SECTOR 2 = I1 to FL, DIFF = Difference To Personal Best Lap, P = Crossed Finish Line in Pit Lane, D = Time Disallowed

P1 173		Stephen DRAPER		Yamaha R6 -		
IDEAL LAP TIME : 1:12.418		BEST LAP TIME : 1:12.418		DIFFERENCE : 0.000		
LAP	SECTOR 1	SECTOR 2	LAP TIME	MPH	DIFF	TIME OF DAY
1 -		25.661	1:17.980	91.36	5.562	17:18:55.855
2 -	47.973	25.268	1:13.241	97.27	0.823	17:20:09.096
3 -	47.688	25.210	1:12.898 (3)	97.73	0.480	17:21:21.994
4 -	47.925	25.260	1:13.185	97.35	0.767	17:22:35.179
5 -	47.833	25.213	1:13.046	97.53	0.628	17:23:48.225
6 -	47.472	25.217	1:12.689 (2)	98.01	0.271	17:25:00.914
7 -	<b>47.307</b>	<b>25.111</b>	<b>1:12.418 (1)</b>	<b>98.38</b>		<b>17:26:13.332</b>

P2 56		Michael MILLS		Yamaha R6 - A51 Racing, The Wokingham Bar Company		
IDEAL LAP TIME : 1:12.207		BEST LAP TIME : 1:12.272		DIFFERENCE : 0.065		
LAP	SECTOR 1	SECTOR 2	LAP TIME	MPH	DIFF	TIME OF DAY
1 -		26.686	1:19.172	89.98	6.900	17:18:57.047
2 -	47.396	25.401	1:12.797	97.86	0.525	17:20:09.844
3 -	47.654	25.783	1:13.437	97.01	1.165	17:21:23.281
4 -	47.520	25.378	1:12.898	97.73	0.626	17:22:36.179
5 -	47.271	<b>25.306</b>	1:12.577 (2)	98.16	0.305	17:23:48.756
6 -	47.228	25.566	1:12.794 (3)	97.87	0.522	17:25:01.550
7 -	<b>46.901</b>	25.371	<b>1:12.272 (1)</b>	<b>98.58</b>		<b>17:26:13.822</b>

P3 74 C		Steven GAGG		Yamaha R6 - LCE Services/SES Engineering		
IDEAL LAP TIME : 1:12.597		BEST LAP TIME : 1:12.809		DIFFERENCE : 0.212		
LAP	SECTOR 1	SECTOR 2	LAP TIME	MPH	DIFF	TIME OF DAY
1 -		26.037	1:18.770	90.44	5.961	17:18:56.645
2 -	47.473	25.336	<b>1:12.809 (1)</b>	<b>97.85</b>		<b>17:20:09.454</b>
3 -	47.646	25.256	1:12.902 (2)	97.72	0.093	17:21:22.356
4 -	47.851	<b>25.222</b>	1:13.073 (3)	97.50	0.264	17:22:35.429
5 -	47.829	25.287	1:13.116	97.44	0.307	17:23:48.545
6 -	<b>47.375</b>	25.733	1:13.108	97.45	0.299	17:25:01.653
7 -	47.538	25.608	1:13.146	97.40	0.337	17:26:14.799

P4 556 C		Tommy FIELDING		Yamaha R6 - Exersci Fitness Products		
IDEAL LAP TIME : 1:12.853		BEST LAP TIME : 1:12.619		DIFFERENCE : -0.234		
LAP	SECTOR 1	SECTOR 2	LAP TIME	MPH	DIFF	TIME OF DAY
1 -		26.400	1:18.957	90.23	6.338	17:18:56.832
2 -			1:13.368	97.10	0.749	17:20:10.200
3 -			1:13.148	97.39	0.529	17:21:23.348
4 -			1:13.102	97.46	0.483	17:22:36.451
5 -			<b>1:12.619 (1)</b>	<b>98.10</b>		<b>17:23:49.070</b>
6 -	<b>47.206</b>	<b>25.647</b>	1:12.853 (2)	97.79	0.234	17:25:01.923
7 -			1:12.959 (3)	97.65	0.340	17:26:14.882

P5 125 C		Scott STONE		Kawasaki ZX6R - Beaumont racing		
IDEAL LAP TIME : 1:12.491		BEST LAP TIME : 1:12.651		DIFFERENCE : 0.160		
LAP	SECTOR 1	SECTOR 2	LAP TIME	MPH	DIFF	TIME OF DAY
1 -		26.430	1:19.467	89.65	6.816	17:18:57.342
2 -	47.572	25.779	1:13.351	97.13	0.700	17:20:10.693
3 -	47.301	25.630	1:12.931 (3)	97.69	0.280	17:21:23.624
4 -	47.666	25.563	1:13.229	97.29	0.578	17:22:36.853
5 -	47.150	<b>25.501</b>	<b>1:12.651 (1)</b>	<b>98.06</b>		<b>17:23:49.504</b>
6 -	<b>46.990</b>	25.896	1:12.886 (2)	97.75	0.235	17:25:02.390
7 -	47.296	25.754	1:13.050	97.53	0.399	17:26:15.440

Weather / Track : Cloudy / Dry

Donington Park National  
Circuit Length = 1.9790 miles  
Start: 17:17 Flag 17:26 End: 17:27

# BMCRC - MRO Championships 2021 - Rnd 5 @ Donington National

Team Respro MRO 600 & DART Motorsport Clubman 600

## RACE 18 - SECTOR ANALYSIS



SECTOR 1 = FL to I1, SECTOR 2 = I1 to FL, DIFF = Difference To Personal Best Lap, P = Crossed Finish Line in Pit Lane, D = Time Disallowed

P6 154		Shane NORVAL		Yamaha R6 - European Shoe Machinery		
IDEAL LAP TIME : 1:13.296		BEST LAP TIME : 1:13.524		DIFFERENCE : 0.228		
LAP	SECTOR 1	SECTOR 2	LAP TIME	MPH	DIFF	TIME OF DAY
1 -		26.637	1:19.864	89.20	6.340	17:18:57.739
2 -	48.136	<b>25.605</b>	1:13.741 (2)	96.61	0.217	17:20:11.480
3 -	47.789	25.735	<b>1:13.524 (1)</b>	<b>96.90</b>		<b>17:21:25.004</b>
4 -	<b>47.691</b>	26.266	1:13.957	96.33	0.433	17:22:38.961
5 -	47.846	26.063	1:13.909 (3)	96.39	0.385	17:23:52.870
6 -	48.164	25.937	1:14.101	96.14	0.577	17:25:06.971
7 -	48.562	25.908	1:14.470	95.67	0.946	17:26:21.441

P7 9		Glenn WALSH		Yamaha R6 - Walters Medical		
IDEAL LAP TIME : 1:13.157		BEST LAP TIME : 1:13.316		DIFFERENCE : 0.159		
LAP	SECTOR 1	SECTOR 2	LAP TIME	MPH	DIFF	TIME OF DAY
1 -		26.778	1:19.647	89.45	6.331	17:18:57.522
2 -	48.046	<b>25.547</b>	1:13.593 (3)	96.81	0.277	17:20:11.115
3 -	<b>47.610</b>	25.706	<b>1:13.316 (1)</b>	<b>97.17</b>		<b>17:21:24.431</b>
4 -	48.125	26.077	1:14.202	96.01	0.886	17:22:38.633
5 -	47.699	25.744	1:13.443 (2)	97.00	0.127	17:23:52.076
6 -	48.373	25.947	1:14.320	95.86	1.004	17:25:06.396
7 -	48.948	26.287	1:15.235	94.69	1.919	17:26:21.631

P8 169 C		Gareth CUNNINGHAM		Yamaha R6 - Right gear motorcycles		
IDEAL LAP TIME : 1:13.882		BEST LAP TIME : 1:14.105		DIFFERENCE : 0.223		
LAP	SECTOR 1	SECTOR 2	LAP TIME	MPH	DIFF	TIME OF DAY
1 -		26.499	1:20.078	88.97	5.973	17:18:57.953
2 -	<b>48.126</b>	25.979	<b>1:14.105 (1)</b>	<b>96.14</b>		<b>17:20:12.058</b>
3 -	48.295	25.918	1:14.213 (2)	96.00	0.108	17:21:26.271
4 -	48.472	25.926	1:14.398	95.76	0.293	17:22:40.669
5 -	48.535	25.969	1:14.504	95.62	0.399	17:23:55.173
6 -	48.305	26.178	1:14.483	95.65	0.378	17:25:09.656
7 -	48.545	<b>25.756</b>	1:14.301 (3)	95.88	0.196	17:26:23.957

P9 818 C		Alex BARKER		Yamaha R6 - Barker Woodrow LTD		
IDEAL LAP TIME : 1:14.020		BEST LAP TIME : 1:14.020		DIFFERENCE : 0.000		
LAP	SECTOR 1	SECTOR 2	LAP TIME	MPH	DIFF	TIME OF DAY
1 -		26.516	1:20.260	88.76	6.240	17:18:58.135
2 -	48.320	25.913	1:14.233 (3)	95.97	0.213	17:20:12.368
3 -	48.204	26.089	1:14.293	95.89	0.273	17:21:26.661
4 -	48.231	25.991	1:14.222 (2)	95.99	0.202	17:22:40.883
5 -	<b>48.164</b>	<b>25.856</b>	<b>1:14.020 (1)</b>	<b>96.25</b>		<b>17:23:54.903</b>
6 -	48.445	26.447	1:14.892	95.13	0.872	17:25:09.795
7 -	48.615	26.059	1:14.674	95.40	0.654	17:26:24.469

P10 2		Andrew GILL		Kawasaki ZX6R -		
IDEAL LAP TIME : 1:13.770		BEST LAP TIME : 1:13.770		DIFFERENCE : 0.000		
LAP	SECTOR 1	SECTOR 2	LAP TIME	MPH	DIFF	TIME OF DAY
1 -		26.795	1:21.170	87.77	7.400	17:18:59.045
2 -	48.349	25.940	1:14.289	95.90	0.519	17:20:13.334
3 -	48.343	26.429	1:14.772	95.28	1.002	17:21:28.106
4 -	<b>47.863</b>	<b>25.907</b>	<b>1:13.770 (1)</b>	<b>96.57</b>		<b>17:22:41.876</b>
5 -	48.305	25.920	1:14.225 (3)	95.98	0.455	17:23:56.101
6 -	47.880	26.181	1:14.061 (2)	96.19	0.291	17:25:10.162
7 -	48.486	26.249	1:14.735	95.33	0.965	17:26:24.897

Weather / Track : Cloudy / Dry

Donington Park National  
Circuit Length = 1.9790 miles  
Start: 17:17 Flag 17:26 End: 17:27



# BMCRC - MRO Championships 2021 - Rnd 5 @ Donington National

Team Respro MRO 600 & DART Motorsport Clubman 600

## RACE 18 - SECTOR ANALYSIS



SECTOR 1 = FL to I1, SECTOR 2 = I1 to FL, DIFF = Difference To Personal Best Lap, P = Crossed Finish Line in Pit Lane, D = Time Disallowed

P11 23		Gary VINES		Honda CBR -		
IDEAL LAP TIME : 1:14.824		BEST LAP TIME : 1:14.851		DIFFERENCE : 0.027		
LAP	SECTOR 1	SECTOR 2	LAP TIME	MPH	DIFF	TIME OF DAY
1 -		26.774	1:21.787	87.11	6.936	17:18:59.662
2 -	48.787	<b>26.064</b>	<b>1:14.851 (1)</b>	<b>95.18</b>		<b>17:20:14.513</b>
3 -	49.077	26.161	1:15.238	94.69	0.387	17:21:29.751
4 -	49.317	26.452	1:15.769	94.03	0.918	17:22:45.520
5 -	49.062	26.092	1:15.154 (3)	94.80	0.303	17:24:00.674
6 -	<b>48.760</b>	26.108	1:14.868 (2)	95.16	0.017	17:25:15.542
7 -	49.412	27.489	1:16.901	92.64	2.050	17:26:32.443

P12 7 C		Thomas BENSTED		Triumph Daytona 675R - Significant Debt Racing		
IDEAL LAP TIME : 1:14.408		BEST LAP TIME : 1:14.408		DIFFERENCE : 0.000		
LAP	SECTOR 1	SECTOR 2	LAP TIME	MPH	DIFF	TIME OF DAY
1 -		27.000	1:21.790	87.10	7.382	17:18:59.665
2 -	49.561	26.341	1:15.902	93.86	1.494	17:20:15.567
3 -	<b>48.664</b>	<b>25.744</b>	<b>1:14.408 (1)</b>	<b>95.75</b>		<b>17:21:29.975</b>
4 -	49.579	26.199	1:15.778	94.01	1.370	17:22:45.753
5 -	49.119	26.041	1:15.160 (3)	94.79	0.752	17:24:00.913
6 -	48.922	26.080	1:15.002 (2)	94.99	0.594	17:25:15.915
7 -	49.383	27.264	1:16.647	92.95	2.239	17:26:32.562

P13 37 C		Alexander LATHAM		Triumph DAYTONA - BR-8 / McCrash Racing		
IDEAL LAP TIME : 1:14.687		BEST LAP TIME : 1:14.687		DIFFERENCE : 0.000		
LAP	SECTOR 1	SECTOR 2	LAP TIME	MPH	DIFF	TIME OF DAY
1 -		26.709	1:22.089	86.79	7.402	17:18:59.964
2 -	49.531	26.260	1:15.791	94.00	1.104	17:20:15.755
3 -	<b>48.764</b>	<b>25.923</b>	<b>1:14.687 (1)</b>	<b>95.39</b>		<b>17:21:30.442</b>
4 -	49.389	26.079	1:15.468	94.40	0.781	17:22:45.910
5 -	49.142	26.213	1:15.355 (3)	94.54	0.668	17:24:01.265
6 -	48.969	26.044	1:15.013 (2)	94.97	0.326	17:25:16.278
7 -	48.817	27.574	1:16.391	93.26	1.704	17:26:32.669

P14 188		Dawid KRAWIECKI		Yamaha R6 - Code Blue LTD & D A East Electrical		
IDEAL LAP TIME : 1:12.751		BEST LAP TIME : 1:12.751		DIFFERENCE : 0.000		
LAP	SECTOR 1	SECTOR 2	LAP TIME	MPH	DIFF	TIME OF DAY
1 -		26.313	1:29.179	79.89	16.428	17:19:07.054
2 -	49.967	26.651	1:16.618	92.98	3.867	17:20:23.672
3 -	47.813	25.915	1:13.728	96.63	0.977	17:21:37.400
4 -	49.722	25.642	1:15.364	94.53	2.613	17:22:52.764
5 -	47.822	25.726	1:13.548 (2)	96.87	0.797	17:24:06.312
6 -	<b>47.265</b>	<b>25.486</b>	<b>1:12.751 (1)</b>	<b>97.93</b>		<b>17:25:19.063</b>
7 -	47.290	26.375	1:13.665 (3)	96.71	0.914	17:26:32.728

P15 192 C		Daniel MOFFA		Kawasaki ZX6R - DM Racing		
IDEAL LAP TIME : 1:14.532		BEST LAP TIME : 1:14.532		DIFFERENCE : 0.000		
LAP	SECTOR 1	SECTOR 2	LAP TIME	MPH	DIFF	TIME OF DAY
1 -		27.180	1:23.285	85.54	8.753	17:19:01.160
2 -	48.642	26.468	1:15.110 (2)	94.85	0.578	17:20:16.270
3 -	<b>48.641</b>	<b>25.891</b>	<b>1:14.532 (1)</b>	<b>95.59</b>		<b>17:21:30.802</b>
4 -	49.503	26.055	1:15.558	94.29	1.026	17:22:46.360
5 -	48.886	26.293	1:15.179 (3)	94.76	0.647	17:24:01.539
6 -	48.720	26.787	1:15.507	94.35	0.975	17:25:17.046
7 -	48.692	27.007	1:15.699	94.11	1.167	17:26:32.745

Weather / Track : Cloudy / Dry

Donington Park National  
Circuit Length = 1.9790 miles  
Start: 17:17 Flag 17:26 End: 17:27

# BMCRC - MRO Championships 2021 - Rnd 5 @ Donington National

Team Respro MRO 600 & DART Motorsport Clubman 600

## RACE 18 - SECTOR ANALYSIS



SECTOR 1 = FL to I1, SECTOR 2 = I1 to FL, DIFF = Difference To Personal Best Lap, P = Crossed Finish Line in Pit Lane, D = Time Disallowed

P16 231		Marcus SIMPSON		Yamaha R6 - JPS Racing		
IDEAL LAP TIME : 1:13.958		BEST LAP TIME : 1:14.382		DIFFERENCE : 0.424		
LAP	SECTOR 1	SECTOR 2	LAP TIME	MPH	DIFF	TIME OF DAY
1 -		26.342	1:22.106	86.77	7.724	17:18:59.981
2 -	49.062	26.452	1:15.514	94.34	1.132	17:20:15.495
3 -	48.475	26.379	1:14.854 (3)	95.18	0.472	17:21:30.349
4 -	48.988	<b>25.883</b>	1:14.871	95.15	0.489	17:22:45.220
5 -	<b>48.075</b>	26.307	<b>1:14.382 (1)</b>	<b>95.78</b>		<b>17:23:59.602</b>
6 -	48.257	26.287	1:14.544 (2)	95.57	0.162	17:25:14.146
7 -	48.114	36.164	1:24.278	84.53	9.896	17:26:38.424

P17 111		Ryan FOLKES		Triumph DAYTONA 675 - Carl Harrison Motorcycle Services		
IDEAL LAP TIME : 1:15.130		BEST LAP TIME : 1:15.378		DIFFERENCE : 0.248		
LAP	SECTOR 1	SECTOR 2	LAP TIME	MPH	DIFF	TIME OF DAY
1 -		27.244	1:25.424	83.40	10.046	17:19:03.299
2 -	50.717	26.791	1:17.508	91.92	2.130	17:20:20.807
3 -	49.206	26.717	1:15.923 (3)	93.84	0.545	17:21:36.730
4 -	50.415	26.759	1:17.174	92.31	1.796	17:22:53.904
5 -	48.992	<b>26.431</b>	1:15.423 (2)	94.46	0.045	17:24:09.327
6 -	<b>48.699</b>	26.679	<b>1:15.378 (1)</b>	<b>94.51</b>		<b>17:25:24.705</b>
7 -	49.294	26.797	1:16.091	93.63	0.713	17:26:40.796

P18 60		Jack YOUNGE		Yamaha R6 - Chase Timber / iceni motorcycles		
IDEAL LAP TIME : 1:15.418		BEST LAP TIME : 1:15.419		DIFFERENCE : 0.001		
LAP	SECTOR 1	SECTOR 2	LAP TIME	MPH	DIFF	TIME OF DAY
1 -		27.206	1:24.217	84.59	8.798	17:19:02.092
2 -	51.472	26.658	1:18.130	91.18	2.711	17:20:20.222
3 -	49.489	26.817	1:16.306 (3)	93.36	0.887	17:21:36.528
4 -	50.348	26.466	1:16.814	92.75	1.395	17:22:53.342
5 -	49.048	<b>26.371</b>	<b>1:15.419 (1)</b>	<b>94.46</b>		<b>17:24:08.761</b>
6 -	<b>49.047</b>	26.509	1:15.556 (2)	94.29	0.137	17:25:24.317
7 -	50.050	26.494	1:16.544	93.07	1.125	17:26:40.861

P19 52 C		Scott FORBES-COWDRY		Yamaha R6 13S -		
IDEAL LAP TIME : 1:15.077		BEST LAP TIME : 1:15.077		DIFFERENCE : 0.000		
LAP	SECTOR 1	SECTOR 2	LAP TIME	MPH	DIFF	TIME OF DAY
1 -		27.210	1:25.100	83.72	10.023	17:19:02.975
2 -	49.985	26.577	1:16.562	93.05	1.485	17:20:19.537
3 -	49.734	27.348	1:17.082	92.42	2.005	17:21:36.619
4 -	50.759	26.774	1:17.533	91.89	2.456	17:22:54.152
5 -	49.032	27.169	1:16.201 (3)	93.49	1.124	17:24:10.353
6 -	<b>48.930</b>	<b>26.147</b>	<b>1:15.077 (1)</b>	<b>94.89</b>		<b>17:25:25.430</b>
7 -	49.145	26.721	1:15.866 (2)	93.91	0.789	17:26:41.296

P20 63		Michael MACE		Yamaha R6 - Kevin Marshall		
IDEAL LAP TIME : 1:15.781		BEST LAP TIME : 1:15.876		DIFFERENCE : 0.095		
LAP	SECTOR 1	SECTOR 2	LAP TIME	MPH	DIFF	TIME OF DAY
1 -		27.383	1:24.163	84.65	8.287	17:19:02.038
2 -	50.226	26.886	1:17.112	92.39	1.236	17:20:19.150
3 -	49.755	27.370	1:17.125	92.37	1.249	17:21:36.275
4 -	50.207	27.297	1:17.504	91.92	1.628	17:22:53.779
5 -	<b>49.055</b>	26.935	1:15.990 (2)	93.75	0.114	17:24:09.769
6 -	49.150	<b>26.726</b>	<b>1:15.876 (1)</b>	<b>93.89</b>		<b>17:25:25.645</b>
7 -	49.441	26.982	1:16.423 (3)	93.22	0.547	17:26:42.068

Weather / Track : Cloudy / Dry

Donington Park National  
Circuit Length = 1.9790 miles  
Start: 17:17 Flag 17:26 End: 17:27

# BMCRC - MRO Championships 2021 - Rnd 5 @ Donington National

Team Respro MRO 600 & DART Motorsport Clubman 600

## RACE 18 - SECTOR ANALYSIS



SECTOR 1 = FL to I1, SECTOR 2 = I1 to FL, DIFF = Difference To Personal Best Lap, P = Crossed Finish Line in Pit Lane, D = Time Disallowed

P21 100 C		Craig HOWTON		Kawasaki ZX6R - ME			
IDEAL LAP TIME : 1:16.018		BEST LAP TIME : 1:16.124		DIFFERENCE : 0.106			
LAP	SECTOR 1	SECTOR 2	LAP TIME	MPH	DIFF	TIME OF DAY	
1 -		27.160	1:25.461	83.36	9.337	17:19:03.336	
2 -	51.478	26.345	1:17.823	91.54	1.699	17:20:21.159	
3 -	50.141	26.838	1:16.979	92.55	0.855	17:21:38.138	
4 -	49.828	<b>26.296</b>	<b>1:16.124 (1)</b>	<b>93.59</b>		<b>17:22:54.262</b>	
5 -	<b>49.722</b>	26.718	1:16.440 (3)	93.20	0.316	17:24:10.702	
6 -	49.961	26.441	1:16.402 (2)	93.25	0.278	17:25:27.104	
7 -	50.393	26.857	1:17.250	92.22	1.126	17:26:44.354	

P22 200 C		Dan BURNHAM		Triumph DAYTONA 675 - BDR RACING / KY JAX			
IDEAL LAP TIME : 1:15.721		BEST LAP TIME : 1:16.190		DIFFERENCE : 0.469			
LAP	SECTOR 1	SECTOR 2	LAP TIME	MPH	DIFF	TIME OF DAY	
1 -		27.645	1:27.468	81.45	11.278	17:19:05.343	
2 -	51.536	27.196	1:18.732	90.49	2.542	17:20:24.075	
3 -	50.377	<b>26.213</b>	1:16.590 (3)	93.02	0.400	17:21:40.665	
4 -	50.058	26.514	1:16.572 (2)	93.04	0.382	17:22:57.237	
5 -	50.183	26.720	1:16.903	92.64	0.713	17:24:14.140	
6 -	49.719	26.471	<b>1:16.190 (1)</b>	<b>93.51</b>		<b>17:25:30.330</b>	
7 -	<b>49.508</b>	27.105	1:16.613	92.99	0.423	17:26:46.943	

P23 118 C		Jim COYLE		Triumph 675 - Big Jim RIP			
IDEAL LAP TIME : 1:16.823		BEST LAP TIME : 1:17.361		DIFFERENCE : 0.538			
LAP	SECTOR 1	SECTOR 2	LAP TIME	MPH	DIFF	TIME OF DAY	
1 -		27.042	1:24.500	84.31	7.139	17:19:02.375	
2 -	52.661	26.586	1:19.247	89.90	1.886	17:20:21.622	
3 -	50.978	26.693	1:17.671 (3)	91.72	0.310	17:21:39.293	
4 -	50.567	26.953	1:17.520 (2)	91.90	0.159	17:22:56.813	
5 -	<b>50.312</b>	27.379	1:17.691	91.70	0.330	17:24:14.504	
6 -	50.850	<b>26.511</b>	<b>1:17.361 (1)</b>	<b>92.09</b>		<b>17:25:31.865</b>	
7 -	51.851	26.894	1:18.745	90.47	1.384	17:26:50.610	

P24 132 C		Mitchell GILBERT		Suzuki GSXR 600 - The Asap group			
IDEAL LAP TIME : 1:17.285		BEST LAP TIME : 1:17.328		DIFFERENCE : 0.043			
LAP	SECTOR 1	SECTOR 2	LAP TIME	MPH	DIFF	TIME OF DAY	
1 -		27.733	1:24.019	84.79	6.691	17:19:01.894	
2 -	51.070	27.159	1:18.229	91.07	0.901	17:20:20.123	
3 -	50.897	27.458	1:18.355	90.92	1.027	17:21:38.478	
4 -	<b>50.501</b>	26.827	<b>1:17.328 (1)</b>	<b>92.13</b>		<b>17:22:55.806</b>	
5 -	50.630	27.147	1:17.777 (2)	91.60	0.449	17:24:13.583	
6 -	51.034	<b>26.784</b>	1:17.818 (3)	91.55	0.490	17:25:31.401	
7 -	51.697	28.086	1:19.783	89.30	2.455	17:26:51.184	

P25 284 C		Matthew SEEDS		Kawasaki ZX6R - Homeplan			
IDEAL LAP TIME : 1:17.202		BEST LAP TIME : 1:17.412		DIFFERENCE : 0.210			
LAP	SECTOR 1	SECTOR 2	LAP TIME	MPH	DIFF	TIME OF DAY	
1 -		27.633	1:24.775	84.04	7.363	17:19:02.650	
2 -	51.775	<b>26.468</b>	1:18.243	91.05	0.831	17:20:20.893	
3 -	51.053	26.699	1:17.752 (3)	91.63	0.340	17:21:38.645	
4 -	50.884	26.528	<b>1:17.412 (1)</b>	<b>92.03</b>		<b>17:22:56.057</b>	
5 -	<b>50.734</b>	26.928	1:17.662 (2)	91.73	0.250	17:24:13.719	
6 -	51.318	26.538	1:17.856	91.51	0.444	17:25:31.575	
7 -	51.817	27.815	1:19.632	89.46	2.220	17:26:51.207	

Weather / Track : Cloudy / Dry

Donington Park National  
Circuit Length = 1.9790 miles  
Start: 17:17 Flag 17:26 End: 17:27

# BMCRC - MRO Championships 2021 - Rnd 5 @ Donington National

Team Respro MRO 600 & DART Motorsport Clubman 600

## RACE 18 - SECTOR ANALYSIS



SECTOR 1 = FL to I1, SECTOR 2 = I1 to FL, DIFF = Difference To Personal Best Lap, P = Crossed Finish Line in Pit Lane, D = Time Disallowed

P26		8 C		Dave SAUNDERS		Honda CBR600 - ETR Building & Civil Engineering Ltd	
IDEAL LAP TIME : 1:16.954		BEST LAP TIME : 1:16.954		DIFFERENCE : 0.000			
LAP	SECTOR 1	SECTOR 2	LAP TIME	MPH	DIFF	TIME OF DAY	
1 -		27.996	1:27.068	81.82	10.114	17:19:04.943	
2 -	52.049	27.796	1:19.845	89.23	2.891	17:20:24.788	
3 -	50.372	26.914	1:17.286 (2)	92.18	0.332	17:21:42.074	
4 -	50.409	26.910	1:17.319 (3)	92.14	0.365	17:22:59.393	
5 -	50.395	26.943	1:17.338	92.12	0.384	17:24:16.731	
6 -	<b>50.152</b>	<b>26.802</b>	<b>1:16.954 (1)</b>	<b>92.58</b>		<b>17:25:33.685</b>	
7 -	50.324	27.414	1:17.738	91.64	0.784	17:26:51.423	

P27		43 C		Daniel SALES		Yamaha R6 - Team Freddie, Ron & Frankie	
IDEAL LAP TIME : 1:17.195		BEST LAP TIME : 1:17.533		DIFFERENCE : 0.338			
LAP	SECTOR 1	SECTOR 2	LAP TIME	MPH	DIFF	TIME OF DAY	
1 -		27.527	1:26.869	82.01	9.336	17:19:04.744	
2 -	51.866	26.681	1:18.547	90.70	1.014	17:20:23.291	
3 -	51.448	<b>26.524</b>	1:17.972	91.37	0.439	17:21:41.263	
4 -	50.686	26.896	1:17.582 (2)	91.83	0.049	17:22:58.845	
5 -	<b>50.671</b>	26.862	<b>1:17.533 (1)</b>	<b>91.89</b>		<b>17:24:16.378</b>	
6 -	51.227	26.632	1:17.859 (3)	91.50	0.326	17:25:34.237	
7 -	50.761	27.186	1:17.947	91.40	0.414	17:26:52.184	

P28		331		Tim BURROWS		Yamaha R6 -	
IDEAL LAP TIME : 1:18.817		BEST LAP TIME : 1:18.823		DIFFERENCE : 0.006			
LAP	SECTOR 1	SECTOR 2	LAP TIME	MPH	DIFF	TIME OF DAY	
1 -		27.799	1:28.111	80.85	9.288	17:19:05.986	
2 -	52.154	27.630	1:19.784	89.29	0.961	17:20:25.770	
3 -	52.327	27.675	1:20.002	89.05	1.179	17:21:45.772	
4 -	52.652	28.102	1:20.754	88.22	1.931	17:23:06.526	
5 -	51.835	<b>27.448</b>	1:19.283 (2)	89.86	0.460	17:24:25.809	
6 -	<b>51.369</b>	27.454	<b>1:18.823 (1)</b>	<b>90.38</b>		<b>17:25:44.632</b>	
7 -	51.383	28.107	1:19.490 (3)	89.62	0.667	17:27:04.122	

P29		50		Aditya Singh BEHAL		Yamaha YZF-R6 - Urban Nomads Racing	
IDEAL LAP TIME : 1:18.884		BEST LAP TIME : 1:18.884		DIFFERENCE : 0.000			
LAP	SECTOR 1	SECTOR 2	LAP TIME	MPH	DIFF	TIME OF DAY	
1 -		27.909	1:26.711	82.16	7.827	17:19:04.586	
2 -	52.095	29.045	1:21.140	87.80	2.256	17:20:25.726	
3 -	51.998	27.753	1:19.751	89.33	0.867	17:21:45.477	
4 -	52.862	28.118	1:20.980	87.98	2.096	17:23:06.457	
5 -	<b>51.482</b>	<b>27.402</b>	<b>1:18.884 (1)</b>	<b>90.31</b>		<b>17:24:25.341</b>	
6 -	51.527	27.536	1:19.063 (2)	90.11	0.179	17:25:44.404	
7 -	51.598	28.135	1:19.733 (3)	89.35	0.849	17:27:04.137	

P30		165 C		Joshua HUMPHRIES		Yamaha R6 - GME Electrical racing	
IDEAL LAP TIME : 1:17.520		BEST LAP TIME : 1:17.724		DIFFERENCE : 0.204			
LAP	SECTOR 1	SECTOR 2	LAP TIME	MPH	DIFF	TIME OF DAY	
1 -		27.761	1:28.965	80.08	11.241	17:19:06.840	
2 -	51.706	27.379	1:19.085 (3)	90.08	1.361	17:20:25.925	
3 -	52.847	27.635	1:20.482	88.52	2.758	17:21:46.407	
4 -	52.672	30.445	1:23.117	85.71	5.393	17:23:09.524	
5 -	50.835	<b>26.889</b>	<b>1:17.724 (1)</b>	<b>91.66</b>		<b>17:24:27.248</b>	
6 -	<b>50.631</b>	27.153	1:17.784 (2)	91.59	0.060	17:25:45.032	
7 -	51.378	28.129	1:19.507	89.61	1.783	17:27:04.539	

Weather / Track : Cloudy / Dry

Donington Park National  
Circuit Length = 1.9790 miles  
Start: 17:17 Flag 17:26 End: 17:27

# BMCRC - MRO Championships 2021 - Rnd 5 @ Donington National

Team Respro MRO 600 & DART Motorsport Clubman 600

## RACE 18 - SECTOR ANALYSIS



SECTOR 1 = FL to I1, SECTOR 2 = I1 to FL, DIFF = Difference To Personal Best Lap, P = Crossed Finish Line in Pit Lane, D = Time Disallowed

P31 624 C		Matthew FEDRICK		Yamaha R6 - Matthew Fedrick farriers ltd/ Palmer Race Skool		
IDEAL LAP TIME : 1:18.796		BEST LAP TIME : 1:18.983		DIFFERENCE : 0.187		
LAP	SECTOR 1	SECTOR 2	LAP TIME	MPH	DIFF	TIME OF DAY
1 -		27.902	1:27.448	81.47	8.465	17:19:05.323
2 -	52.409	28.046	1:20.455	88.55	1.472	17:20:25.778
3 -	52.517	<b>27.690</b>	1:20.207	88.82	1.224	17:21:45.985
4 -	52.668	28.309	1:20.977	87.98	1.994	17:23:06.962
5 -	51.686	27.702	1:19.388 (2)	89.74	0.405	17:24:26.350
6 -	<b>51.106</b>	27.877	<b>1:18.983 (1)</b>	<b>90.20</b>		<b>17:25:45.333</b>
7 -	51.539	28.082	1:19.621 (3)	89.48	0.638	17:27:04.954

P32 83		Talan SKEELS-PIGGINS		Yamaha R6 - Talan Racing		
IDEAL LAP TIME : 1:18.370		BEST LAP TIME : 1:18.370		DIFFERENCE : 0.000		
LAP	SECTOR 1	SECTOR 2	LAP TIME	MPH	DIFF	TIME OF DAY
1 -		28.350	1:30.024	79.14	11.654	17:19:07.899
2 -	51.982	27.593	1:19.575 (3)	89.53	1.205	17:20:27.474
3 -	56.909	27.842	1:24.751	84.06	6.381	17:21:52.225
4 -	52.380	27.487	1:19.867	89.20	1.497	17:23:12.092
5 -	<b>50.885</b>	<b>27.485</b>	<b>1:18.370 (1)</b>	<b>90.91</b>		<b>17:24:30.462</b>
6 -	50.986	27.678	1:18.664 (2)	90.57	0.294	17:25:49.126
7 -	51.302	29.018	1:20.320	88.70	1.950	17:27:09.446

P33 212 C		Matt PALLETT		Kawasaki ZX6R - In:timber		
IDEAL LAP TIME : 1:19.121		BEST LAP TIME : 1:19.257		DIFFERENCE : 0.136		
LAP	SECTOR 1	SECTOR 2	LAP TIME	MPH	DIFF	TIME OF DAY
1 -		28.168	1:30.250	78.94	10.993	17:19:08.125
2 -	52.157	27.644	1:19.801	89.28	0.544	17:20:27.926
3 -	56.068	27.813	1:23.881	84.93	4.624	17:21:51.807
4 -	52.146	27.502	1:19.648 (3)	89.45	0.391	17:23:11.455
5 -	<b>51.759</b>	27.505	1:19.264 (2)	89.88	0.007	17:24:30.719
6 -	51.895	<b>27.362</b>	<b>1:19.257 (1)</b>	<b>89.89</b>		<b>17:25:49.976</b>
7 -	51.848	28.300	1:20.148	88.89	0.891	17:27:10.124

P34 13		Doug EDMONDSON		Triumph DAYTONA - Stan Stephens Tuning		
IDEAL LAP TIME : 1:14.081		BEST LAP TIME : 1:14.170		DIFFERENCE : 0.089		
LAP	SECTOR 1	SECTOR 2	LAP TIME	MPH	DIFF	TIME OF DAY
1 -		26.586	1:20.689	88.29	6.519	17:18:58.564
2 -	48.471	<b>25.864</b>	1:14.335 (2)	95.84	0.165	17:20:12.899
3 -	48.477	26.016	1:14.493	95.64	0.323	17:21:27.392
4 -	<b>48.217</b>	25.953	<b>1:14.170 (1)</b>	<b>96.05</b>		<b>17:22:41.562</b>
5 -	48.391	25.963	1:14.354 (3)	95.82	0.184	17:23:55.916
6 -	48.393	26.064	1:14.457	95.68	0.287	17:25:10.373

P35 95		Grant ROBERTSON		Kawasaki ZX6R -		
IDEAL LAP TIME : 1:14.080		BEST LAP TIME : 1:14.455		DIFFERENCE : 0.375		
LAP	SECTOR 1	SECTOR 2	LAP TIME	MPH	DIFF	TIME OF DAY
1 -		27.242	1:21.809	87.08	7.354	17:18:59.684
2 -	48.973	26.225	1:15.198	94.74	0.743	17:20:14.882
3 -	48.891	<b>25.860</b>	1:14.751 (3)	95.31	0.296	17:21:29.633
4 -	48.777	26.097	1:14.874	95.15	0.419	17:22:44.507
5 -	<b>48.220</b>	26.235	<b>1:14.455 (1)</b>	<b>95.69</b>		<b>17:23:58.962</b>
6 -	48.563	26.055	1:14.618 (2)	95.48	0.163	17:25:13.580

Weather / Track : Cloudy / Dry

Donington Park National  
Circuit Length = 1.9790 miles  
Start: 17:17 Flag 17:26 End: 17:27

# BMCRC - MRO Championships 2021 - Rnd 5 @ Donington National

Team Respro MRO 600 & DART Motorsport Clubman 600

## RACE 18 - SECTOR ANALYSIS



SECTOR 1 = FL to I1, SECTOR 2 = I1 to FL, DIFF = Difference To Personal Best Lap, P = Crossed Finish Line in Pit Lane, D = Time Disallowed

P36 117 C		Benjamin STONARD		Yamaha R6 - BJ Signs & Decals LTD			
IDEAL LAP TIME : 1:20.409		BEST LAP TIME : 1:20.409		DIFFERENCE : 0.000			
LAP	SECTOR 1	SECTOR 2	LAP TIME	MPH	DIFF	TIME OF DAY	
1 -		27.938	1:28.766	80.26	8.357	17:19:06.641	
2 -	<b>53.037</b>	<b>27.372</b>	<b>1:20.409 (1)</b>	<b>88.60</b>		<b>17:20:27.050</b>	

Weather / Track : Cloudy / Dry

Results can be found at [www.tsl-timing.com](http://www.tsl-timing.com)

Page 8 of 8

Donington Park National  
Circuit Length = 1.9790 miles  
Start: 17:17 Flag 17:26 End: 17:27

Printed - 17:28 Saturday, 04 September 2021

# BMCRC - MRO Championships 2021 - Rnd 5 @ Donington National

## Team Respro MRO 600 & DART Motorsport Clubman 600

### RACE 18 - BEST SECTORS

SECTOR 1			SECTOR 2			IDEAL / BEST COMPARISON						
POS	NO	NAME	TIME	NO	NAME	TIME	POS	NO	NAME	IDEAL	BEST	DIFF
									<b>PERFECT LAP</b>	<b>1:12.012</b>		
1	56	MILLS	46.901	173	DRAPER	25.111	1	56	MILLS	1:12.207	1:12.272	0.065
2	125	STONE	46.990	74	GAGG	25.222	2	173	DRAPER	1:12.418	1:12.418	0.000
3	556	FIELDING	47.206	56	MILLS	25.306	3	125	STONE	1:12.491	1:12.651	0.160
4	188	KRAWIECKI	47.265	188	KRAWIECKI	25.486	4	74	GAGG	1:12.597	1:12.809	0.212
5	173	DRAPER	47.307	125	STONE	25.501	5	188	KRAWIECKI	1:12.751	1:12.751	0.000
6	74	GAGG	47.375	9	WALSH	25.547	6	556	FIELDING	1:12.853	1:12.619	-0.234
7	9	WALSH	47.610	154	NORVAL	25.605	7	9	WALSH	1:13.157	1:13.316	0.159
8	154	NORVAL	47.691	556	FIELDING	25.647	8	154	NORVAL	1:13.296	1:13.524	0.228
9	2	GILL	47.863	7	BENSTED	25.744	9	2	GILL	1:13.770	1:13.770	0.000
10	231	SIMPSON	48.075	169	CUNNINGHAM	25.756	10	169	CUNNINGHAM	1:13.882	1:14.105	0.223
11	169	CUNNINGHAM	48.126	818	BARKER	25.856	11	231	SIMPSON	1:13.958	1:14.382	0.424
12	818	BARKER	48.164	95	ROBERTSON	25.860	12	818	BARKER	1:14.020	1:14.020	0.000
13	13	EDMONDSON	48.217	13	EDMONDSON	25.864	13	95	ROBERTSON	1:14.080	1:14.455	0.375
14	95	ROBERTSON	48.220	231	SIMPSON	25.883	14	13	EDMONDSON	1:14.081	1:14.170	0.089
15	192	MOFFA	48.641	192	MOFFA	25.891	15	7	BENSTED	1:14.408	1:14.408	0.000
16	7	BENSTED	48.664	2	GILL	25.907	16	192	MOFFA	1:14.532	1:14.532	0.000
17	111	FOLKES	48.699	37	LATHAM	25.923	17	37	LATHAM	1:14.687	1:14.687	0.000
18	23	VINES	48.760	23	VINES	26.064	18	23	VINES	1:14.824	1:14.851	0.027
19	37	LATHAM	48.764	52	FORBES-COWDRY	26.147	19	52	FORBES-COWDRY	1:15.077	1:15.077	0.000
20	52	FORBES-COWDRY	48.930	200	BURNHAM	26.213	20	111	FOLKES	1:15.130	1:15.378	0.248
21	60	YOUNGE	49.047	100	HOWTON	26.296	21	60	YOUNGE	1:15.418	1:15.419	0.001
22	63	MACE	49.055	60	YOUNGE	26.371	22	200	BURNHAM	1:15.721	1:16.190	0.469
23	200	BURNHAM	49.508	111	FOLKES	26.431	23	63	MACE	1:15.781	1:15.876	0.095
24	100	HOWTON	49.722	284	SEEDS	26.468	24	100	HOWTON	1:16.018	1:16.124	0.106
25	8	SAUNDERS	50.152	118	COYLE	26.511	25	118	COYLE	1:16.823	1:17.361	0.538
26	118	COYLE	50.312	43	SALES	26.524	26	8	SAUNDERS	1:16.954	1:16.954	0.000
27	132	GILBERT	50.501	63	MACE	26.726	27	43	SALES	1:17.195	1:17.533	0.338
28	165	HUMPHRIES	50.631	132	GILBERT	26.784	28	284	SEEDS	1:17.202	1:17.412	0.210
29	43	SALES	50.671	8	SAUNDERS	26.802	29	132	GILBERT	1:17.285	1:17.328	0.043
30	284	SEEDS	50.734	165	HUMPHRIES	26.889	30	165	HUMPHRIES	1:17.520	1:17.724	0.204
31	83	SKEELS-PIGGINS	50.885	212	PALLET	27.362	31	83	SKEELS-PIGGINS	1:18.370	1:18.370	0.000
32	624	FEDRICK	51.106	117	STONARD	27.372	32	624	FEDRICK	1:18.796	1:18.983	0.187
33	331	BURROWS	51.369	50	BEHAL	27.402	33	331	BURROWS	1:18.817	1:18.823	0.006
34	50	BEHAL	51.482	331	BURROWS	27.448	34	50	BEHAL	1:18.884	1:18.884	0.000
35	212	PALLET	51.759	83	SKEELS-PIGGINS	27.485	35	212	PALLET	1:19.121	1:19.257	0.136
36	117	STONARD	53.037	624	FEDRICK	27.690	36	117	STONARD	1:20.409	1:20.409	0.000

Weather / Track : Cloudy / Dry

Donington Park National  
Circuit Length = 1.9790 miles  
Start: 17:17 Flag 17:26 End: 17:27

Results can be found at [www.tsl-timing.com](http://www.tsl-timing.com)

Printed - 17:28 Saturday, 04 September 2021

# BMCRC - MRO Championships 2021 - Rnd 5 @ Donington National

## Team Respro MRO 600 & DART Motorsport Clubman 600

### RACE 18 - STATISTICS

<b>Competitors Started</b>	36
<b>Planned Start</b>	2021-09-04 @ 17:27:00.000
<b>Actual Start</b>	2021-09-04 @ 17:17:37.874
<b>Finish Time</b>	2021-09-04 @ 17:26:13.331
<b>Track Length</b>	1.9790mi.
<b>Total Laps</b>	245
<b>Total Distance Covered</b>	484.8714mi.

### Session Fastest Lap History

NO	CL	NAME	LAP TIME	TIME OF DAY	LAP	VEHICLE
173		Stephen DRAPER	1:13.241	17:20:09.112	2	Yamaha R6
74	C	Steven GAGG	1:12.809	17:20:09.470	2	Yamaha R6
56		Michael MILLS	1:12.797	17:20:09.846	2	Yamaha R6
56		Michael MILLS	1:12.577	17:23:48.757	5	Yamaha R6
173		Stephen DRAPER	1:12.418	17:26:13.348	7	Yamaha R6
56		Michael MILLS	1:12.272	17:26:13.825	7	Yamaha R6

### Session Leader History

NO	CL	NAME	FROM LAP	LAPS LED	DISTANCE	VEHICLE
173		Stephen DRAPER	1	7	13.81 miles	Yamaha R6

### Flag History

TYPE	TIME OF DAY
GREEN	17:17:37.874
FINISH	17:26:13.331

### Flag Statistics

TYPE	COUNT	TOTAL LAPS	TOTAL TIME
Green	1	7	9:56.458
Red	0	0	0.000
Safety Car	0	0	0.000
FCY	0	0	0.000



# BMCRC - MRO Championships 2021 - Rnd 5 @ Donington National

## Team Respro MRO 600 & DART Motorsport Clubman 600

### RACE 18 - STATISTICS

**CLASS :**

16 Starters

#### Fastest Lap History

NO	NAME	LAP TIME	TIME OF DAY	LAP	VEHICLE
173	Stephen DRAPER	1:13.241	17:20:09.112	2	Yamaha R6
56	Michael MILLS	1:12.797	17:20:09.846	2	Yamaha R6
56	Michael MILLS	1:12.577	17:23:48.757	5	Yamaha R6
173	Stephen DRAPER	1:12.418	17:26:13.348	7	Yamaha R6
56	Michael MILLS	1:12.272	17:26:13.825	7	Yamaha R6

#### Leader History

NO	NAME	FROM LAP	LAPS LED	DISTANCE	VEHICLE
173	Stephen DRAPER	1	7	13.81 miles	Yamaha R6

# BMCRC - MRO Championships 2021 - Rnd 5 @ Donington National

Team Respro MRO 600 & DART Motorsport Clubman 600

## RACE 18 - STATISTICS

**CLASS : C**

20 Starters

### Fastest Lap History

NO	NAME	LAP TIME	TIME OF DAY	LAP	VEHICLE
74	Steven GAGG	1:12.809	17:20:09.470	2	Yamaha R6
556	Tommy FIELDING	1:12.619	17:23:49.070	5	Yamaha R6

### Leader History

NO	NAME	FROM LAP	LAPS LED	DISTANCE	VEHICLE
74	Steven GAGG	1	7	13.81 miles	Yamaha R6

# BMCRC - MRO Championships 2021 - Rnd 5 @ Donington National

## Team Respro MRO 600 & DART Motorsport Clubman 600

### RACE 8 - GRID (10 Laps)

ROW 14	42		1:18.370	41	<b>83</b> Talan SKEELS-PIGGINS	40	<b>92</b> James WELCH
ROW 13		39	<b>155</b> Richard LAMBOURNE	38	<b>321</b> Martin MORRIS	37	<b>51</b> Ross CLARKE
ROW 12	36	<b>134</b> Donald GILBERT	1:20.409	35	<b>117</b> Benjamin STONARD	34	<b>212</b> Matt PALLETT
ROW 11		33	<b>624</b> Matthew FEDRICK	32	<b>50</b> Aditya Singh BEHAL	31	<b>331</b> Tim BURROWS
ROW 10	30	<b>165</b> Joshua HUMPHRIES	1:17.724	29	<b>43</b> Daniel SALES	28	<b>284</b> Matthew SEEDS
ROW 9		27	<b>118</b> Jim COYLE	26	<b>132</b> Mitchell GILBERT	25	<b>8</b> Dave SAUNDERS
ROW 8	24	<b>200</b> Dan BURNHAM	1:16.190	23	<b>100</b> Craig HOWTON	22	<b>63</b> Michael MACE
ROW 7		21	<b>60</b> Jack YOUNGE	20	<b>111</b> Ryan FOLKES	19	<b>52</b> Scott FORBES-COWDRY
ROW 6	18	<b>23</b> Gary VINES	1:14.851	17	<b>37</b> Alexander LATHAM	16	<b>192</b> Daniel MOFFA
ROW 5		15	<b>95</b> Grant ROBERTSON	14	<b>7</b> Thomas BENSTED	13	<b>231</b> Marcus SIMPSON
ROW 4	12	<b>13</b> Doug EDMONDSON	1:14.170	11	<b>169</b> Gareth CUNNINGHAM	10	<b>818</b> Alex BARKER
ROW 3		9	<b>2</b> Andrew GILL	8	<b>154</b> Shane NORVAL	7	<b>9</b> Glenn WALSH
ROW 2	6	<b>74</b> Steven GAGG	1:12.809	5	<b>188</b> Dawid KRAWIECKI	4	<b>125</b> Scott STONE
ROW 1		3	<b>556</b> Tommy FIELDING	2	<b>173</b> Stephen DRAPER	1	<b>56</b> Michael MILLS

**Pole**

Donington Park National  
Circuit Length = 1.9790 miles

These results are provisional until the conclusion of any judicial and technical matters.

Clerk Of Course :	Stewards :	Timekeeper :
-------------------	------------	--------------

Results can be found at [www.tsl-timing.com](http://www.tsl-timing.com)

Printed - 17:30 Saturday, 04 September 2021



# BMCRC - MRO Championships 2021 - Rnd 5 @ Donington National

## Team Respro MRO 600 & DART Motorsport Clubman 600

### RACE 8 - CLASSIFICATION

POS	NO	CL	PIC NAME	ENTRY	LAPS	TIME	GAP	DIFF	MPH	BEST	ON
1	173		1 Stephen DRAPER	Yamaha R6 -	10	12:10.203			97.38	1:11.712	4
2	556	C	1 Tommy FIELDING	Yamaha R6 - Exersci Fitness Products	10	12:13.811	3.608	3.608	96.90	1:12.485	8
3	56		2 Michael MILLS	Yamaha R6 - A51 Racing, The Wokingham Bar Com	10	12:14.006	3.803	0.195	96.87	1:12.535	5
4	125	C	2 Scott STONE	Kawasaki ZX6R - Beaumont racing	10	12:17.573	7.370	3.567	96.41	1:12.948	5
5	169	C	3 Gareth CUNNINGHAM	Yamaha R6 - Right gear motorcycles	10	12:17.968	7.765	0.395	96.35	1:12.578	6
6	74	C	4 Steven GAGG	Yamaha R6 - LCE Services/SES Engineering	10	12:26.489	16.286	8.521	95.25	1:12.820	4
7	2		3 Andrew GILL	Kawasaki ZX6R -	10	12:26.806	16.603	0.317	95.21	1:13.538	2
8	23		4 Gary VINES	Honda CBR -	10	12:30.909	20.706	4.103	94.69	1:13.690	9
9	7	C	5 Thomas BENSTED	Triumph Daytona 675R - Significant Debt Racing	10	12:32.651	22.448	1.742	94.47	1:13.922	2
10	818	C	6 Alex BARKER	Yamaha R6 - Barker Woodrow LTD	10	12:32.700	22.497	0.049	94.47	1:14.010	9
11	231		5 Marcus SIMPSON	Yamaha R6 - JPS Racing	10	12:38.330	28.127	5.630	93.77	1:14.325	4
12	60		6 Jack YOUNGE	Yamaha R6 - Chase Timber / iceni motorcycles	10	12:43.112	32.909	4.782	93.18	1:14.813	8
13	192	C	7 Daniel MOFFA	Kawasaki ZX6R - DM Racing	10	12:43.283	33.080	0.171	93.16	1:15.137	5
14	37	C	8 Alexander LATHAM	Triumph DAYTONA - BR-8 / McCrash Racing	10	12:43.290	33.087	0.007	93.16	1:14.885	5
15	52	C	9 Scott FORBES-COWDRY	Yamaha R6 13S -	10	12:49.763	39.560	6.473	92.37	1:15.023	9
16	132	C	10 Mitchell GILBERT	Suzuki GSXR 600 - The Asap group	10	12:51.590	41.387	1.827	92.16	1:15.446	9
17	13		7 Doug EDMONDSON	Triumph DAYTONA - Stan Stephens Tuning	10	12:55.186	44.983	3.596	91.73	1:15.348	9
18	100	C	11 Craig HOWTON	Kawasaki ZX6R - ME	10	12:55.931	45.728	0.745	91.64	1:15.776	3
19	63		8 Michael MACE	Yamaha R6 - Kevin Marshall	10	12:59.505	49.302	3.574	91.22	1:16.854	8
20	165	C	12 Joshua HUMPHRIES	Yamaha R6 - GME Electrical racing	10	13:03.120	52.917	3.615	90.80	1:16.424	10
21	284	C	13 Matthew SEEDS	Kawasaki ZX6R - Homeplan	10	13:06.018	55.815	2.898	90.46	1:17.130	3
22	8	C	14 Dave SAUNDERS	Honda CBR600 - ETR Building & Civil Engineering L	10	13:06.500	56.297	0.482	90.41	1:16.768	6
23	50		9 Aditya Singh BEHAL	Yamaha YZF-R6 - Urban Nomads Racing	10	13:19.416	1:09.213	12.916	88.95	1:17.828	6
24	331		10 Tim BURROWS	Yamaha R6 -	10	13:19.703	1:09.500	0.287	88.92	1:17.761	6
25	43	C	15 Daniel SALES	Yamaha R6 - Team Freddie, Ron & Frankie	10	13:23.016	1:12.813	3.313	88.55	1:18.486	10
26	212	C	16 Matt PALLETT	Kawasaki ZX6R - In:timber	10	13:24.448	1:14.245	1.432	88.39	1:18.690	3
27	83		11 Talan SKEELS-PIGGINS	Yamaha R6 - Talan Racing	10	13:26.114	1:15.911	1.666	88.21	1:18.456	6
28	117	C	17 Benjamin STONARD	Yamaha R6 - BJ Signs & Decals LTD	9	12:37.144	1 Lap	1 Lap	84.50	1:21.759	3

#### NOT CLASSIFIED

DNF	118	C	Jim COYLE	Triumph 675 - Big Jim RIP	10	13:07.928	57.725	0.000	90.24	1:15.914	6
DNF	188		Dawid KRAWIECKI	Yamaha R6 - Code Blue LTD & D A East Electrical	6	7:22.672	4 Laps	4 Laps	96.25	1:12.423	6

#### FASTEST LAP

173	Stephen DRAPER	Yamaha R6 -	4	1:11.712	99.35 mph	159.88 kph
556	Tommy FIELDING	Yamaha R6 - Exersci Fitness Products	8	1:12.485	98.29 mph	158.18 kph

Class - 92.5% of Race Speed = 90.07 mph  
 Class C - 92.5% of Race Speed = 89.63 mph

Donington Park National: 1.9790 miles  
 Race Distance: 10 Laps / 19.79 miles  
 Start: 11:35 Flag 11:47 End: 11:49

Weather / Track : Sunny / Dry

These results are provisional until the conclusion of any judicial and technical matters.

Clerk Of Course :	Stewards :	Timekeeper :
-------------------	------------	--------------

Results can be found at [www.tsl-timing.com](http://www.tsl-timing.com)

Printed - 11:54 Sunday, 05 September 2021





# BMCRC - MRO Championships 2021 - Rnd 5 @ Donington National

Team Respro MRO 600 & DART Motorsport Clubman 600

## RACE 8 - LAP CHART

<b>331</b>	1:09.500	1:18.340
<b>43</b>	1:12.813	1:18.486
<b>212</b>	1:14.245	1:19.128
<b>83</b>	1:15.911	1:19.973

Weather / Track : Sunny / Dry

Results can be found at [www.tsl-timing.com](http://www.tsl-timing.com)

Page 2 of 2

Donington Park National  
Circuit Length = 1.9790 miles  
Start: 11:35 Flag 11:47 End: 11:49

Printed - 11:54 Sunday, 05 September 2021

# BMCRC - MRO Championships 2021 - Rnd 5 @ Donington National

Team Respro MRO 600 & DART Motorsport Clubman 600

## RACE 8 - SECTOR ANALYSIS



SECTOR 1 = FL to I1, SECTOR 2 = I1 to FL, DIFF = Difference To Personal Best Lap, P = Crossed Finish Line in Pit Lane, D = Time Disallowed

P1 173		Stephen DRAPER		Yamaha R6 -		
IDEAL LAP TIME : 1:11.630		BEST LAP TIME : 1:11.712		DIFFERENCE : 0.082		
LAP	SECTOR 1	SECTOR 2	LAP TIME	MPH	DIFF	TIME OF DAY
1 -		25.309	1:16.364	93.29	4.652	11:37:01.410
2 -	46.835	25.010	1:11.845 (3)	99.16	0.133	11:38:13.255
3 -	47.154	25.137	1:12.291	98.55	0.579	11:39:25.546
4 -	<b>46.623</b>	25.089	<b>1:11.712 (1)</b>	<b>99.35</b>		<b>11:40:37.258</b>
5 -	46.835	<b>25.007</b>	1:11.842 (2)	99.17	0.130	11:41:49.100
6 -	47.397	25.194	1:12.591	98.14	0.879	11:43:01.691
7 -	47.960	25.584	1:13.544	96.87	1.832	11:44:15.235
8 -	48.434	26.071	1:14.505	95.62	2.793	11:45:29.740
9 -	47.434	25.205	1:12.639	98.08	0.927	11:46:42.379
10 -	47.126	25.744	1:12.870	97.77	1.158	11:47:55.249

P2 556 C		Tommy FIELDING		Yamaha R6 - Exersci Fitness Products		
IDEAL LAP TIME : 1:12.440		BEST LAP TIME : 1:12.485		DIFFERENCE : 0.045		
LAP	SECTOR 1	SECTOR 2	LAP TIME	MPH	DIFF	TIME OF DAY
1 -		25.878	1:17.513	91.91	5.028	11:37:02.559
2 -	47.489	25.435	1:12.924	97.69	0.439	11:38:15.483
3 -	47.586	25.673	1:13.259	97.25	0.774	11:39:28.742
4 -	47.581	25.405	1:12.986	97.61	0.501	11:40:41.728
5 -	47.631	25.398	1:13.029	97.55	0.544	11:41:54.757
6 -	47.138	25.532	1:12.670 (2)	98.04	0.185	11:43:07.427
7 -	48.013	25.535	1:13.548	96.87	1.063	11:44:20.975
8 -	<b>47.062</b>	25.423	<b>1:12.485 (1)</b>	<b>98.29</b>		<b>11:45:33.460</b>
9 -	47.219	25.493	1:12.712	97.98	0.227	11:46:46.172
10 -	47.307	<b>25.378</b>	1:12.685 (3)	98.02	0.200	11:47:58.857

P3 56		Michael MILLS		Yamaha R6 - A51 Racing, The Wokingham Bar Company		
IDEAL LAP TIME : 1:12.483		BEST LAP TIME : 1:12.535		DIFFERENCE : 0.052		
LAP	SECTOR 1	SECTOR 2	LAP TIME	MPH	DIFF	TIME OF DAY
1 -		25.655	1:16.869	92.68	4.334	11:37:01.915
2 -	47.394	25.941	1:13.335	97.15	0.800	11:38:15.250
3 -	47.675	25.887	1:13.562	96.85	1.027	11:39:28.812
4 -	47.264	25.787	1:13.051	97.52	0.516	11:40:41.863
5 -	<b>47.122</b>	25.413	<b>1:12.535 (1)</b>	<b>98.22</b>		<b>11:41:54.398</b>
6 -	47.666	25.441	1:13.107	97.45	0.572	11:43:07.505
7 -	47.556	25.393	1:12.949	97.66	0.414	11:44:20.454
8 -	47.208	<b>25.361</b>	1:12.569 (2)	98.17	0.034	11:45:33.023
9 -	47.384	25.369	1:12.753 (3)	97.92	0.218	11:46:45.776
10 -	47.345	25.931	1:13.276	97.23	0.741	11:47:59.052

P4 125 C		Scott STONE		Kawasaki ZX6R - Beaumont racing		
IDEAL LAP TIME : 1:12.849		BEST LAP TIME : 1:12.948		DIFFERENCE : 0.099		
LAP	SECTOR 1	SECTOR 2	LAP TIME	MPH	DIFF	TIME OF DAY
1 -		25.954	1:17.768	91.61	4.820	11:37:02.814
2 -	47.467	<b>25.635</b>	1:13.102 (2)	97.46	0.154	11:38:15.916
3 -	47.314	26.149	1:13.463	96.98	0.515	11:39:29.379
4 -	47.791	25.670	1:13.461	96.98	0.513	11:40:42.840
5 -	<b>47.214</b>	25.734	<b>1:12.948 (1)</b>	<b>97.66</b>		<b>11:41:55.788</b>
6 -	47.342	25.784	1:13.126 (3)	97.42	0.178	11:43:08.914
7 -	47.866	25.877	1:13.743	96.61	0.795	11:44:22.657
8 -	47.506	25.654	1:13.160	97.38	0.212	11:45:35.817
9 -	47.686	25.680	1:13.366	97.11	0.418	11:46:49.183
10 -	47.745	25.691	1:13.436	97.01	0.488	11:48:02.619

Weather / Track : Sunny / Dry

Donington Park National  
Circuit Length = 1.9790 miles  
Start: 11:35 Flag 11:47 End: 11:49

# BMCRC - MRO Championships 2021 - Rnd 5 @ Donington National

Team Respro MRO 600 & DART Motorsport Clubman 600

## RACE 8 - SECTOR ANALYSIS



SECTOR 1 = FL to I1, SECTOR 2 = I1 to FL, DIFF = Difference To Personal Best Lap, P = Crossed Finish Line in Pit Lane, D = Time Disallowed

<b>P5 169 C</b>		<b>Gareth CUNNINGHAM</b>		Yamaha R6 - Right gear motorcycles		
IDEAL LAP TIME : 1:12.546		BEST LAP TIME : 1:12.578		DIFFERENCE : 0.032		
LAP	SECTOR 1	SECTOR 2	LAP TIME	MPH	DIFF	TIME OF DAY
1 -		25.867	1:19.030	90.15	6.452	11:37:04.076
2 -	47.618	25.707	1:13.325	97.16	0.747	11:38:17.401
3 -	47.571	25.786	1:13.357	97.12	0.779	11:39:30.758
4 -	47.698	25.749	1:13.447	97.00	0.869	11:40:44.205
5 -	47.718	25.627	1:13.345	97.13	0.767	11:41:57.550
<b>6 -</b>	<b>47.101</b>	<b>25.477</b>	<b>1:12.578 (1)</b>	<b>98.16</b>		<b>11:43:10.128</b>
7 -	47.577	25.724	1:13.301	97.19	0.723	11:44:23.429
8 -	<b>47.069</b>	25.691	1:12.760 (2)	97.91	0.182	11:45:36.189
9 -	47.528	25.672	1:13.200 (3)	97.33	0.622	11:46:49.389
10 -	47.925	25.700	1:13.625	96.76	1.047	11:48:03.014

<b>P6 74 C</b>		<b>Steven GAGG</b>		Yamaha R6 - LCE Services/SES Engineering		
IDEAL LAP TIME : 1:12.602		BEST LAP TIME : 1:12.820		DIFFERENCE : 0.218		
LAP	SECTOR 1	SECTOR 2	LAP TIME	MPH	DIFF	TIME OF DAY
1 -		25.758	1:18.179	91.13	5.359	11:37:03.225
2 -	47.523	25.484	1:13.007 (2)	97.58	0.187	11:38:16.232
3 -	47.420	25.851	1:13.271	97.23	0.451	11:39:29.503
<b>4 -</b>	<b>47.525</b>	<b>25.295</b>	<b>1:12.820 (1)</b>	<b>97.83</b>		<b>11:40:42.323</b>
5 -	47.483	25.630	1:13.113 (3)	97.44	0.293	11:41:55.436
6 -	<b>47.307</b>	31.525	1:18.832	90.37	6.012	11:43:14.268
7 -	48.440	25.999	1:14.439	95.71	1.619	11:44:28.707
8 -	48.613	26.259	1:14.872	95.15	2.052	11:45:43.579
9 -	48.645	25.742	1:14.387	95.77	1.567	11:46:57.966
10 -	47.978	25.591	1:13.569	96.84	0.749	11:48:11.535

<b>P7 2</b>		<b>Andrew GILL</b>		Kawasaki ZX6R -		
IDEAL LAP TIME : 1:13.391		BEST LAP TIME : 1:13.538		DIFFERENCE : 0.147		
LAP	SECTOR 1	SECTOR 2	LAP TIME	MPH	DIFF	TIME OF DAY
1 -		26.157	1:19.746	89.34	6.208	11:37:04.792
<b>2 -</b>	<b>47.561</b>	25.977	<b>1:13.538 (1)</b>	<b>96.88</b>		<b>11:38:18.330</b>
3 -	48.213	<b>25.830</b>	1:14.043	96.22	0.505	11:39:32.373
4 -	47.895	26.092	1:13.987	96.29	0.449	11:40:46.360
5 -	47.824	26.002	1:13.826 (2)	96.50	0.288	11:42:00.186
6 -	47.717	26.435	1:14.152	96.08	0.614	11:43:14.338
7 -	48.648	26.297	1:14.945	95.06	1.407	11:44:29.283
8 -	48.335	26.335	1:14.670	95.41	1.132	11:45:43.953
9 -	47.952	25.996	1:13.948 (3)	96.34	0.410	11:46:57.901
10 -	47.827	26.124	1:13.951	96.34	0.413	11:48:11.852

<b>P8 23</b>		<b>Gary VINES</b>		Honda CBR -		
IDEAL LAP TIME : 1:13.690		BEST LAP TIME : 1:13.690		DIFFERENCE : 0.000		
LAP	SECTOR 1	SECTOR 2	LAP TIME	MPH	DIFF	TIME OF DAY
1 -		26.743	1:21.629	87.27	7.939	11:37:06.675
2 -	48.278	25.985	1:14.263	95.93	0.573	11:38:20.938
3 -	48.349	25.686	1:14.035 (3)	96.23	0.345	11:39:34.973
4 -	48.722	26.042	1:14.764	95.29	1.074	11:40:49.737
5 -	48.882	25.549	1:14.431	95.72	0.741	11:42:04.168
6 -	48.507	25.520	1:14.027 (2)	96.24	0.337	11:43:18.195
7 -	48.863	25.820	1:14.683	95.39	0.993	11:44:32.878
8 -	48.851	25.720	1:14.571	95.54	0.881	11:45:47.449
<b>9 -</b>	<b>48.199</b>	<b>25.491</b>	<b>1:13.690 (1)</b>	<b>96.68</b>		<b>11:47:01.139</b>
10 -	49.165	25.651	1:14.816	95.22	1.126	11:48:15.955

Weather / Track : Sunny / Dry

Donington Park National  
Circuit Length = 1.9790 miles  
Start: 11:35 Flag 11:47 End: 11:49



# BMCRC - MRO Championships 2021 - Rnd 5 @ Donington National

Team Respro MRO 600 & DART Motorsport Clubman 600

## RACE 8 - SECTOR ANALYSIS



SECTOR 1 = FL to I1, SECTOR 2 = I1 to FL, DIFF = Difference To Personal Best Lap, P = Crossed Finish Line in Pit Lane, D = Time Disallowed

P9		7 C		Thomas BENSTED		Triumph Daytona 675R - Significant Debt Racing	
IDEAL LAP TIME : 1:13.911		BEST LAP TIME : 1:13.922		DIFFERENCE : 0.011			
LAP	SECTOR 1	SECTOR 2	LAP TIME	MPH	DIFF	TIME OF DAY	
1 -		26.399	1:20.698	88.28	6.776	11:37:05.744	
2 -	48.284	<b>25.638</b>	<b>1:13.922 (1)</b>	<b>96.38</b>		<b>11:38:19.666</b>	
3 -	48.792	25.739	1:14.531 (3)	95.59	0.609	11:39:34.197	
4 -	48.897	26.298	1:15.195	94.74	1.273	11:40:49.392	
5 -	48.913	26.241	1:15.154	94.80	1.232	11:42:04.546	
6 -	48.500	26.082	1:14.582	95.52	0.660	11:43:19.128	
7 -	48.622	26.095	1:14.717	95.35	0.795	11:44:33.845	
8 -	48.627	26.021	1:14.648	95.44	0.726	11:45:48.493	
9 -	<b>48.273</b>	25.861	1:14.134 (2)	96.10	0.212	11:47:02.627	
10 -	48.871	26.199	1:15.070	94.90	1.148	11:48:17.697	

P10		818 C		Alex BARKER		Yamaha R6 - Barker Woodrow LTD	
IDEAL LAP TIME : 1:14.010		BEST LAP TIME : 1:14.010		DIFFERENCE : 0.000			
LAP	SECTOR 1	SECTOR 2	LAP TIME	MPH	DIFF	TIME OF DAY	
1 -		26.446	1:19.817	89.26	5.807	11:37:04.863	
2 -	48.502	26.009	1:14.511 (3)	95.61	0.501	11:38:19.374	
3 -	48.544	26.121	1:14.665	95.42	0.655	11:39:34.039	
4 -	49.328	26.499	1:15.827	93.95	1.817	11:40:49.866	
5 -	48.981	26.082	1:15.063	94.91	1.053	11:42:04.929	
6 -	48.420	26.205	1:14.625	95.47	0.615	11:43:19.554	
7 -	48.377	26.054	1:14.431 (2)	95.72	0.421	11:44:33.985	
8 -	48.800	26.044	1:14.844	95.19	0.834	11:45:48.829	
9 -	<b>48.203</b>	<b>25.807</b>	<b>1:14.010 (1)</b>	<b>96.26</b>		<b>11:47:02.839</b>	
10 -	48.941	25.966	1:14.907	95.11	0.897	11:48:17.746	

P11		231		Marcus SIMPSON		Yamaha R6 - JPS Racing	
IDEAL LAP TIME : 1:14.254		BEST LAP TIME : 1:14.325		DIFFERENCE : 0.071			
LAP	SECTOR 1	SECTOR 2	LAP TIME	MPH	DIFF	TIME OF DAY	
1 -		26.777	1:21.713	87.19	7.388	11:37:06.759	
2 -	49.240	<b>26.084</b>	1:15.324	94.58	0.999	11:38:22.083	
3 -	48.735	26.288	1:15.023 (3)	94.96	0.698	11:39:37.106	
4 -	<b>48.170</b>	26.155	<b>1:14.325 (1)</b>	<b>95.85</b>		<b>11:40:51.431</b>	
5 -	48.479	26.135	1:14.614 (2)	95.48	0.289	11:42:06.045	
6 -	48.730	26.318	1:15.048	94.93	0.723	11:43:21.093	
7 -	49.153	26.546	1:15.699	94.11	1.374	11:44:36.792	
8 -	49.308	26.363	1:15.671	94.15	1.346	11:45:52.463	
9 -	48.994	26.309	1:15.303	94.61	0.978	11:47:07.766	
10 -	49.169	26.441	1:15.610	94.22	1.285	11:48:23.376	

P12		60		Jack YOUNGE		Yamaha R6 - Chase Timber / iceni motorcycles	
IDEAL LAP TIME : 1:14.813		BEST LAP TIME : 1:14.813		DIFFERENCE : 0.000			
LAP	SECTOR 1	SECTOR 2	LAP TIME	MPH	DIFF	TIME OF DAY	
1 -		26.892	1:23.236	85.59	8.423	11:37:08.282	
2 -	49.596	26.682	1:16.278	93.40	1.465	11:38:24.560	
3 -	49.291	26.316	1:15.607	94.23	0.794	11:39:40.167	
4 -	49.126	26.511	1:15.637	94.19	0.824	11:40:55.804	
5 -	49.199	26.454	1:15.653	94.17	0.840	11:42:11.457	
6 -	49.177	26.252	1:15.429 (3)	94.45	0.616	11:43:26.886	
7 -	48.988	26.298	1:15.286 (2)	94.63	0.473	11:44:42.172	
8 -	<b>48.654</b>	<b>26.159</b>	<b>1:14.813 (1)</b>	<b>95.23</b>		<b>11:45:56.985</b>	
9 -	49.285	26.279	1:15.564	94.28	0.751	11:47:12.549	
10 -	48.837	26.772	1:15.609	94.23	0.796	11:48:28.158	

Weather / Track : Sunny / Dry

Donington Park National  
Circuit Length = 1.9790 miles  
Start: 11:35 Flag 11:47 End: 11:49

# BMCRC - MRO Championships 2021 - Rnd 5 @ Donington National

Team Respro MRO 600 & DART Motorsport Clubman 600

## RACE 8 - SECTOR ANALYSIS



SECTOR 1 = FL to I1, SECTOR 2 = I1 to FL, DIFF = Difference To Personal Best Lap, P = Crossed Finish Line in Pit Lane, D = Time Disallowed

P13 192 C		Daniel MOFFA		Kawasaki ZX6R - DM Racing		
IDEAL LAP TIME : 1:15.027		BEST LAP TIME : 1:15.137		DIFFERENCE : 0.110		
LAP	SECTOR 1	SECTOR 2	LAP TIME	MPH	DIFF	TIME OF DAY
1 -		26.637	1:21.985	86.90	6.848	11:37:07.031
2 -	49.757	26.426	1:16.183	93.52	1.046	11:38:23.214
3 -	49.131	26.507	1:15.638 (3)	94.19	0.501	11:39:38.852
4 -	<b>48.807</b>	26.387	1:15.194 (2)	94.75	0.057	11:40:54.046
5 -	48.917	<b>26.220</b>	<b>1:15.137 (1)</b>	<b>94.82</b>		<b>11:42:09.183</b>
6 -	49.095	26.549	1:15.644	94.18	0.507	11:43:24.827
7 -	49.365	26.431	1:15.796	93.99	0.659	11:44:40.623
8 -	48.979	26.765	1:15.744	94.06	0.607	11:45:56.367
9 -	49.499	26.351	1:15.850	93.93	0.713	11:47:12.217
10 -	49.666	26.446	1:16.112	93.60	0.975	11:48:28.329

P14 37 C		Alexander LATHAM		Triumph DAYTONA - BR-8 / McCrash Racing		
IDEAL LAP TIME : 1:14.809		BEST LAP TIME : 1:14.885		DIFFERENCE : 0.076		
LAP	SECTOR 1	SECTOR 2	LAP TIME	MPH	DIFF	TIME OF DAY
1 -		27.611	1:22.116	86.76	7.231	11:37:07.162
2 -	50.251	26.388	1:16.639	92.96	1.754	11:38:23.801
3 -	49.142	26.588	1:15.730	94.07	0.845	11:39:39.531
4 -	48.929	26.037	1:14.966 (2)	95.03	0.081	11:40:54.497
5 -	48.940	<b>25.945</b>	<b>1:14.885 (1)</b>	<b>95.14</b>		<b>11:42:09.382</b>
6 -	49.086	26.523	1:15.609 (3)	94.23	0.724	11:43:24.991
7 -	49.624	26.202	1:15.826	93.96	0.941	11:44:40.817
8 -	48.997	26.662	1:15.659	94.16	0.774	11:45:56.476
9 -	49.806	26.423	1:16.229	93.46	1.344	11:47:12.705
10 -	<b>48.864</b>	26.767	1:15.631	94.20	0.746	11:48:28.336

P15 52 C		Scott FORBES-COWDRY		Yamaha R6 13S -		
IDEAL LAP TIME : 1:15.023		BEST LAP TIME : 1:15.023		DIFFERENCE : 0.000		
LAP	SECTOR 1	SECTOR 2	LAP TIME	MPH	DIFF	TIME OF DAY
1 -		27.470	1:25.223	83.59	10.200	11:37:10.269
2 -	50.190	26.515	1:16.705	92.88	1.682	11:38:26.974
3 -	49.522	26.879	1:16.401	93.25	1.378	11:39:43.375
4 -	49.427	26.680	1:16.107	93.61	1.084	11:40:59.482
5 -	49.640	26.812	1:16.452	93.19	1.429	11:42:15.934
6 -	49.669	26.382	1:16.051	93.68	1.028	11:43:31.985
7 -	49.580	26.656	1:16.236	93.45	1.213	11:44:48.221
8 -	49.175	26.688	1:15.863 (3)	93.91	0.840	11:46:04.084
9 -	<b>48.739</b>	<b>26.284</b>	<b>1:15.023 (1)</b>	<b>94.96</b>		<b>11:47:19.107</b>
10 -	49.251	26.451	1:15.702 (2)	94.11	0.679	11:48:34.809

P16 132 C		Mitchell GILBERT		Suzuki GSXR 600 - The Asap group		
IDEAL LAP TIME : 1:15.290		BEST LAP TIME : 1:15.446		DIFFERENCE : 0.156		
LAP	SECTOR 1	SECTOR 2	LAP TIME	MPH	DIFF	TIME OF DAY
1 -		26.785	1:22.710	86.13	7.264	11:37:07.756
2 -	50.399	26.863	1:17.262	92.21	1.816	11:38:25.018
3 -	50.567	26.716	1:17.283	92.18	1.837	11:39:42.301
4 -	50.031	26.683	1:16.714	92.87	1.268	11:40:59.015
5 -	50.257	26.586	1:16.843	92.71	1.397	11:42:15.858
6 -	50.002	26.471	1:16.473	93.16	1.027	11:43:32.331
7 -	50.141	27.254	1:17.395	92.05	1.949	11:44:49.726
8 -	49.592	<b>26.201</b>	1:15.793 (3)	94.00	0.347	11:46:05.519
9 -	<b>49.089</b>	26.357	<b>1:15.446 (1)</b>	<b>94.43</b>		<b>11:47:20.965</b>
10 -	49.398	26.273	1:15.671 (2)	94.15	0.225	11:48:36.636

Weather / Track : Sunny / Dry

Donington Park National  
Circuit Length = 1.9790 miles  
Start: 11:35 Flag 11:47 End: 11:49

# BMCRC - MRO Championships 2021 - Rnd 5 @ Donington National

## Team Respro MRO 600 & DART Motorsport Clubman 600

### RACE 8 - SECTOR ANALYSIS



SECTOR 1 = FL to I1, SECTOR 2 = I1 to FL, DIFF = Difference To Personal Best Lap, P = Crossed Finish Line in Pit Lane, D = Time Disallowed

<b>P17 13</b>		<b>Doug EDMONDSON</b>		Triumph DAYTONA - Stan Stephens Tuning		
IDEAL LAP TIME : 1:15.309		BEST LAP TIME : 1:15.348		DIFFERENCE : 0.039		
LAP	SECTOR 1	SECTOR 2	LAP TIME	MPH	DIFF	TIME OF DAY
1 -		27.217	1:21.524	87.39	6.176	11:37:06.570
2 -	54.143	27.626	1:21.769	87.13	6.421	11:38:28.339
3 -	51.085	26.928	1:18.013	91.32	2.665	11:39:46.352
4 -	50.323	26.788	1:17.111	92.39	1.763	11:41:03.463
5 -	50.016	<b>26.287</b>	1:16.303	93.37	0.955	11:42:19.766
6 -	49.811	26.432	1:16.243 <b>(3)</b>	93.44	0.895	11:43:36.009
7 -	49.999	26.990	1:16.989	92.54	1.641	11:44:52.998
8 -	49.841	26.558	1:16.399	93.25	1.051	11:46:09.397
9 -	49.040	26.308	<b>1:15.348 (1)</b>	<b>94.55</b>		<b>11:47:24.745</b>
10 -	<b>49.022</b>	26.465	1:15.487 <b>(2)</b>	94.38	0.139	11:48:40.232

<b>P18 100 C</b>		<b>Craig HOWTON</b>		Kawasaki ZX6R - ME		
IDEAL LAP TIME : 1:15.776		BEST LAP TIME : 1:15.776		DIFFERENCE : 0.000		
LAP	SECTOR 1	SECTOR 2	LAP TIME	MPH	DIFF	TIME OF DAY
1 -		26.590	1:22.292	86.57	6.516	11:37:07.338
2 -	49.912	26.412	1:16.324 <b>(2)</b>	93.34	0.548	11:38:23.662
3 -	<b>49.419</b>	<b>26.357</b>	<b>1:15.776 (1)</b>	<b>94.02</b>		<b>11:39:39.438</b>
4 -	49.646	28.460	1:18.106	91.21	2.330	11:40:57.544
5 -	50.941	26.756	1:17.697	91.69	1.921	11:42:15.241
6 -	50.117	26.808	1:16.925	92.61	1.149	11:43:32.166
7 -	50.099	27.024	1:17.123	92.38	1.347	11:44:49.289
8 -	50.375	26.571	1:16.946	92.59	1.170	11:46:06.235
9 -	50.036	26.448	1:16.484 <b>(3)</b>	93.15	0.708	11:47:22.719
10 -	50.032	28.226	1:18.258	91.04	2.482	11:48:40.977

<b>P19 63</b>		<b>Michael MACE</b>		Yamaha R6 - Kevin Marshall		
IDEAL LAP TIME : 1:16.579		BEST LAP TIME : 1:16.854		DIFFERENCE : 0.275		
LAP	SECTOR 1	SECTOR 2	LAP TIME	MPH	DIFF	TIME OF DAY
1 -		26.936	1:23.078	85.75	6.224	11:37:08.124
2 -	50.303	27.322	1:17.625	91.78	0.771	11:38:25.749
3 -	<b>49.726</b>	27.593	1:17.319	92.14	0.465	11:39:43.068
4 -	50.732	26.861	1:17.593	91.82	0.739	11:41:00.661
5 -	50.127	<b>26.853</b>	1:16.980 <b>(2)</b>	92.55	0.126	11:42:17.641
6 -	49.929	27.339	1:17.268	92.20	0.414	11:43:34.909
7 -	50.912	26.909	1:17.821	91.55	0.967	11:44:52.730
8 -	49.981	26.873	<b>1:16.854 (1)</b>	<b>92.70</b>		<b>11:46:09.584</b>
9 -	50.197	26.894	1:17.091 <b>(3)</b>	92.41	0.237	11:47:26.675
10 -	50.518	27.358	1:17.876	91.48	1.022	11:48:44.551

<b>P20 165 C</b>		<b>Joshua HUMPHRIES</b>		Yamaha R6 - GME Electrical racing		
IDEAL LAP TIME : 1:16.424		BEST LAP TIME : 1:16.424		DIFFERENCE : 0.000		
LAP	SECTOR 1	SECTOR 2	LAP TIME	MPH	DIFF	TIME OF DAY
1 -		28.434	1:27.589	81.34	11.165	11:37:12.635
2 -	51.869	26.740	1:18.609	90.63	2.185	11:38:31.244
3 -	50.886	26.806	1:17.692	91.70	1.268	11:39:48.936
4 -	50.473	26.674	1:17.147	92.35	0.723	11:41:06.083
5 -	50.349	27.156	1:17.505	91.92	1.081	11:42:23.588
6 -	49.952	26.774	1:16.726 <b>(3)</b>	92.85	0.302	11:43:40.314
7 -	50.670	26.813	1:17.483	91.95	1.059	11:44:57.797
8 -	50.615	26.690	1:17.305	92.16	0.881	11:46:15.102
9 -	49.984	26.656	1:16.640 <b>(2)</b>	92.96	0.216	11:47:31.742
10 -	<b>49.890</b>	<b>26.534</b>	<b>1:16.424 (1)</b>	<b>93.22</b>		<b>11:48:48.166</b>

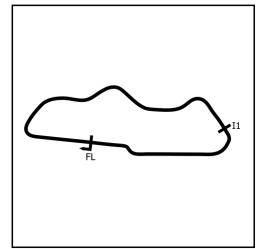
Weather / Track : Sunny / Dry

Donington Park National  
Circuit Length = 1.9790 miles  
Start: 11:35 Flag 11:47 End: 11:49

# BMCRC - MRO Championships 2021 - Rnd 5 @ Donington National

Team Respro MRO 600 & DART Motorsport Clubman 600

## RACE 8 - SECTOR ANALYSIS



SECTOR 1 = FL to I1, SECTOR 2 = I1 to FL, DIFF = Difference To Personal Best Lap, P = Crossed Finish Line in Pit Lane, D = Time Disallowed

P21 284 C		Matthew SEEDS		Kawasaki ZX6R - Homeplan		
IDEAL LAP TIME : 1:16.986		BEST LAP TIME : 1:17.130		DIFFERENCE : 0.144		
LAP	SECTOR 1	SECTOR 2	LAP TIME	MPH	DIFF	TIME OF DAY
1 -		26.697	1:25.626	83.20	8.496	11:37:10.672
2 -	51.260	<b>26.286</b>	1:17.546 (3)	91.87	0.416	11:38:28.218
3 -	<b>50.700</b>	26.430	<b>1:17.130 (1)</b>	<b>92.37</b>		<b>11:39:45.348</b>
4 -	50.962	26.408	1:17.370 (2)	92.08	0.240	11:41:02.718
5 -	51.792	26.494	1:18.286	91.00	1.156	11:42:21.004
6 -	51.225	26.452	1:17.677	91.72	0.547	11:43:38.681
7 -	51.501	26.672	1:18.173	91.13	1.043	11:44:56.854
8 -	51.094	26.654	1:17.748	91.63	0.618	11:46:14.602
9 -	51.722	26.595	1:18.317	90.97	1.187	11:47:32.919
10 -	51.675	26.470	1:18.145	91.17	1.015	11:48:51.064

P22 8 C		Dave SAUNDERS		Honda CBR600 - ETR Building & Civil Engineering Ltd		
IDEAL LAP TIME : 1:16.755		BEST LAP TIME : 1:16.768		DIFFERENCE : 0.013		
LAP	SECTOR 1	SECTOR 2	LAP TIME	MPH	DIFF	TIME OF DAY
1 -		28.370	1:27.522	81.40	10.754	11:37:12.568
2 -	51.136	26.868	1:18.004	91.33	1.236	11:38:30.572
3 -	50.937	27.248	1:18.185	91.12	1.417	11:39:48.757
4 -	50.952	26.955	1:17.907	91.45	1.139	11:41:06.664
5 -	<b>50.080</b>	27.186	1:17.266 (3)	92.20	0.498	11:42:23.930
6 -	50.093	<b>26.675</b>	<b>1:16.768 (1)</b>	<b>92.80</b>		<b>11:43:40.698</b>
7 -	50.503	27.026	1:17.529	91.89	0.761	11:44:58.227
8 -	50.448	26.909	1:17.357	92.10	0.589	11:46:15.584
9 -	50.400	26.788	1:17.188 (2)	92.30	0.420	11:47:32.772
10 -	51.349	27.425	1:18.774	90.44	2.006	11:48:51.546

P23 50		Aditya Singh BEHAL		Yamaha YZF-R6 - Urban Nomads Racing		
IDEAL LAP TIME : 1:17.828		BEST LAP TIME : 1:17.828		DIFFERENCE : 0.000		
LAP	SECTOR 1	SECTOR 2	LAP TIME	MPH	DIFF	TIME OF DAY
1 -		28.142	1:27.215	81.68	9.387	11:37:12.261
2 -	52.413	27.991	1:20.404	88.61	2.576	11:38:32.665
3 -	52.065	27.533	1:19.598	89.50	1.770	11:39:52.263
4 -	51.770	27.606	1:19.376	89.75	1.548	11:41:11.639
5 -	51.715	27.280	1:18.995 (3)	90.19	1.167	11:42:30.634
6 -	<b>50.865</b>	<b>26.963</b>	<b>1:17.828 (1)</b>	<b>91.54</b>		<b>11:43:48.462</b>
7 -	51.772	27.277	1:19.049	90.12	1.221	11:45:07.511
8 -	51.692	27.614	1:19.306	89.83	1.478	11:46:26.817
9 -	51.389	28.090	1:19.479	89.64	1.651	11:47:46.296
10 -	51.104	27.062	1:18.166 (2)	91.14	0.338	11:49:04.462

P24 331		Tim BURROWS		Yamaha R6 -		
IDEAL LAP TIME : 1:17.761		BEST LAP TIME : 1:17.761		DIFFERENCE : 0.000		
LAP	SECTOR 1	SECTOR 2	LAP TIME	MPH	DIFF	TIME OF DAY
1 -		29.000	1:28.565	80.44	10.804	11:37:13.611
2 -	51.922	27.572	1:19.494	89.62	1.733	11:38:33.105
3 -	51.917	27.337	1:19.254	89.89	1.493	11:39:52.359
4 -	51.148	27.346	1:18.494 (3)	90.76	0.733	11:41:10.853
5 -	51.743	27.361	1:19.104	90.06	1.343	11:42:29.957
6 -	<b>50.807</b>	<b>26.954</b>	<b>1:17.761 (1)</b>	<b>91.62</b>		<b>11:43:47.718</b>
7 -	52.067	27.243	1:19.310	89.83	1.549	11:45:07.028
8 -	52.490	27.584	1:20.074	88.97	2.313	11:46:27.102
9 -	51.923	27.384	1:19.307	89.83	1.546	11:47:46.409
10 -	51.297	27.043	1:18.340 (2)	90.94	0.579	11:49:04.749

Weather / Track : Sunny / Dry

Donington Park National  
Circuit Length = 1.9790 miles  
Start: 11:35 Flag 11:47 End: 11:49

# BMCRC - MRO Championships 2021 - Rnd 5 @ Donington National

Team Respro MRO 600 & DART Motorsport Clubman 600

## RACE 8 - SECTOR ANALYSIS



SECTOR 1 = FL to I1, SECTOR 2 = I1 to FL, DIFF = Difference To Personal Best Lap, P = Crossed Finish Line in Pit Lane, D = Time Disallowed

<b>P25 43 C</b>		<b>Daniel SALES</b>		Yamaha R6 - Team Freddie, Ron & Frankie		
IDEAL LAP TIME : 1:18.431		BEST LAP TIME : 1:18.486		DIFFERENCE : 0.055		
LAP	SECTOR 1	SECTOR 2	LAP TIME	MPH	DIFF	TIME OF DAY
1 -		29.048	1:28.949	80.09	10.463	11:37:13.995
2 -	51.857	27.529	1:19.386	89.74	0.900	11:38:33.381
3 -	51.744	27.748	1:19.492	89.62	1.006	11:39:52.873
4 -	51.287	27.766	1:19.053 (3)	90.12	0.567	11:41:11.926
5 -	52.182	27.217	1:19.399	89.73	0.913	11:42:31.325
6 -	51.290	27.682	1:18.972 (2)	90.21	0.486	11:43:50.297
7 -	53.166	27.503	1:20.669	88.31	2.183	11:45:10.966
8 -	51.886	27.578	1:19.464	89.65	0.978	11:46:30.430
9 -	51.943	<b>27.203</b>	1:19.146	90.01	0.660	11:47:49.576
<b>10 -</b>	<b>51.228</b>	27.258	<b>1:18.486 (1)</b>	<b>90.77</b>		<b>11:49:08.062</b>

<b>P26 212 C</b>		<b>Matt PALLETT</b>		Kawasaki ZX6R - In:timber		
IDEAL LAP TIME : 1:18.149		BEST LAP TIME : 1:18.690		DIFFERENCE : 0.541		
LAP	SECTOR 1	SECTOR 2	LAP TIME	MPH	DIFF	TIME OF DAY
1 -		28.676	1:28.520	80.48	9.830	11:37:13.566
2 -	51.547	27.391	1:18.938 (2)	90.25	0.248	11:38:32.504
<b>3 -</b>	<b>51.071</b>	27.619	<b>1:18.690 (1)</b>	<b>90.54</b>		<b>11:39:51.194</b>
4 -	51.219	27.841	1:19.060 (3)	90.11	0.370	11:41:10.254
5 -	52.035	27.855	1:19.890	89.18	1.200	11:42:30.144
6 -	52.135	27.670	1:19.805	89.27	1.115	11:43:49.949
7 -	52.723	27.756	1:20.479	88.52	1.789	11:45:10.428
8 -	52.360	27.861	1:20.221	88.81	1.531	11:46:30.649
9 -	52.639	<b>27.078</b>	1:19.717	89.37	1.027	11:47:50.366
10 -	51.120	28.008	1:19.128	90.03	0.438	11:49:09.494

<b>P27 83</b>		<b>Talan SKEELS-PIGGINS</b>		Yamaha R6 - Talan Racing		
IDEAL LAP TIME : 1:18.279		BEST LAP TIME : 1:18.456		DIFFERENCE : 0.177		
LAP	SECTOR 1	SECTOR 2	LAP TIME	MPH	DIFF	TIME OF DAY
1 -		28.800	1:29.954	79.20	11.498	11:37:15.000
2 -	53.486	27.926	1:21.412	87.51	2.956	11:38:36.412
3 -	51.474	27.628	1:19.102	90.06	0.646	11:39:55.514
4 -	51.036	27.906	1:18.942 (3)	90.25	0.486	11:41:14.456
5 -	51.141	27.514	1:18.655 (2)	90.58	0.199	11:42:33.111
<b>6 -</b>	<b>50.880</b>	27.576	<b>1:18.456 (1)</b>	<b>90.81</b>		<b>11:43:51.567</b>
7 -	52.460	28.111	1:20.571	88.42	2.115	11:45:12.138
8 -	51.714	27.997	1:19.711	89.38	1.255	11:46:31.849
9 -	51.939	<b>27.399</b>	1:19.338	89.80	0.882	11:47:51.187
10 -	52.315	27.658	1:19.973	89.08	1.517	11:49:11.160

<b>P28 117 C</b>		<b>Benjamin STONARD</b>		Yamaha R6 - BJ Signs & Decals LTD		
IDEAL LAP TIME : 1:21.404		BEST LAP TIME : 1:21.759		DIFFERENCE : 0.355		
LAP	SECTOR 1	SECTOR 2	LAP TIME	MPH	DIFF	TIME OF DAY
1 -		28.791	1:29.691	79.43	7.932	11:37:14.737
2 -	53.495	28.603	1:22.098 (2)	86.78	0.339	11:38:36.835
<b>3 -</b>	<b>53.417</b>	28.342	<b>1:21.759 (1)</b>	<b>87.14</b>		<b>11:39:58.594</b>
4 -	54.634	28.321	1:22.955	85.88	1.196	11:41:21.549
5 -	55.683	28.798	1:24.481	84.33	2.722	11:42:46.030
6 -	54.249	<b>27.987</b>	1:22.236 (3)	86.63	0.477	11:44:08.266
7 -	55.248	28.378	1:23.626	85.19	1.867	11:45:31.892
8 -	55.723	29.565	1:25.288	83.53	3.529	11:46:57.180
9 -	55.926	29.084	1:25.010	83.80	3.251	11:48:22.190

Weather / Track : Sunny / Dry

Donington Park National  
Circuit Length = 1.9790 miles  
Start: 11:35 Flag 11:47 End: 11:49

# BMCRC - MRO Championships 2021 - Rnd 5 @ Donington National

Team Respro MRO 600 & DART Motorsport Clubman 600

## RACE 8 - SECTOR ANALYSIS



SECTOR 1 = FL to I1, SECTOR 2 = I1 to FL, DIFF = Difference To Personal Best Lap, P = Crossed Finish Line in Pit Lane, D = Time Disallowed

<b>P29 118 C</b>		<b>Jim COYLE</b>		Triumph 675 - Big Jim RIP			
IDEAL LAP TIME : 1:15.914		BEST LAP TIME : 1:15.914		DIFFERENCE : 0.000			
LAP	SECTOR 1	SECTOR 2	LAP TIME	MPH	DIFF	TIME OF DAY	
1 -		26.823	1:23.503	85.32	7.589	11:37:08.549	
2 -	50.165	27.104	1:17.269	92.20	1.355	11:38:25.818	
3 -	50.127	26.877	1:17.004	92.52	1.090	11:39:42.822	
4 -	50.440	26.696	1:17.136	92.36	1.222	11:40:59.958	
5 -	50.423	26.919	1:17.342	92.11	1.428	11:42:17.300	
<b>6 -</b>	<b>49.614</b>	<b>26.300</b>	<b>1:15.914 (1)</b>	<b>93.85</b>		<b>11:43:33.214</b>	
7 -	49.717	26.829	1:16.546 (2)	93.07	0.632	11:44:49.760	
8 -	50.255	26.509	1:16.764	92.81	0.850	11:46:06.524	
9 -	50.110	26.586	1:16.696 (3)	92.89	0.782	11:47:23.220	
10 -	49.788	IN PIT	1:29.754 P	79.37	13.840	11:48:52.974	

<b>P30 188</b>		<b>Dawid KRAWIECKI</b>		Yamaha R6 - Code Blue LTD & D A East Electrical			
IDEAL LAP TIME : 1:12.423		BEST LAP TIME : 1:12.423		DIFFERENCE : 0.000			
LAP	SECTOR 1	SECTOR 2	LAP TIME	MPH	DIFF	TIME OF DAY	
1 -		25.524	1:17.300	92.16	4.877	11:37:02.346	
2 -	47.257	25.549	1:12.806 (3)	97.85	0.383	11:38:15.152	
3 -	47.679	26.569	1:14.248	95.95	1.825	11:39:29.400	
4 -	47.128	25.461	1:12.589 (2)	98.15	0.166	11:40:41.989	
5 -	47.490	25.816	1:13.306	97.19	0.883	11:41:55.295	
<b>6 -</b>	<b>47.097</b>	<b>25.326</b>	<b>1:12.423 (1)</b>	<b>98.37</b>		<b>11:43:07.718</b>	

# BMCRC - MRO Championships 2021 - Rnd 5 @ Donington National

## Team Respro MRO 600 & DART Motorsport Clubman 600

### RACE 8 - BEST SECTORS

SECTOR 1			SECTOR 2			IDEAL / BEST COMPARISON						
POS	NO	NAME	TIME	NO	NAME	TIME	POS	NO	NAME	IDEAL	BEST	DIFF
									<b>PERFECT LAP</b>	<b>1:11.630</b>		
1	173	DRAPER	<b>46.623</b>	173	DRAPER	<b>25.007</b>	1	173	DRAPER	1:11.630	1:11.712	<b>0.082</b>
2	556	FIELDING	<b>47.062</b>	74	GAGG	<b>25.295</b>	2	188	KRAWIECKI	1:12.423	1:12.423	<b>0.000</b>
3	169	CUNNINGHAM	<b>47.069</b>	188	KRAWIECKI	<b>25.326</b>	3	556	FIELDING	1:12.440	1:12.485	<b>0.045</b>
4	188	KRAWIECKI	<b>47.097</b>	56	MILLS	<b>25.361</b>	4	56	MILLS	1:12.483	1:12.535	<b>0.052</b>
5	56	MILLS	<b>47.122</b>	556	FIELDING	<b>25.378</b>	5	169	CUNNINGHAM	1:12.546	1:12.578	<b>0.032</b>
6	125	STONE	<b>47.214</b>	169	CUNNINGHAM	<b>25.477</b>	6	74	GAGG	1:12.602	1:12.820	<b>0.218</b>
7	74	GAGG	<b>47.307</b>	23	VINES	<b>25.491</b>	7	125	STONE	1:12.849	1:12.948	<b>0.099</b>
8	2	GILL	<b>47.561</b>	125	STONE	<b>25.635</b>	8	2	GILL	1:13.391	1:13.538	<b>0.147</b>
9	231	SIMPSON	<b>48.170</b>	7	BENSTED	<b>25.638</b>	9	23	VINES	1:13.690	1:13.690	<b>0.000</b>
10	23	VINES	<b>48.199</b>	818	BARKER	<b>25.807</b>	10	7	BENSTED	1:13.911	1:13.922	<b>0.011</b>
11	818	BARKER	<b>48.203</b>	2	GILL	<b>25.830</b>	11	818	BARKER	1:14.010	1:14.010	<b>0.000</b>
12	7	BENSTED	<b>48.273</b>	37	LATHAM	<b>25.945</b>	12	231	SIMPSON	1:14.254	1:14.325	<b>0.071</b>
13	60	YOUNGE	<b>48.654</b>	231	SIMPSON	<b>26.084</b>	13	37	LATHAM	1:14.809	1:14.885	<b>0.076</b>
14	52	FORBES-COWDRY	<b>48.739</b>	60	YOUNGE	<b>26.159</b>	14	60	YOUNGE	1:14.813	1:14.813	<b>0.000</b>
15	192	MOFFA	<b>48.807</b>	132	GILBERT	<b>26.201</b>	15	52	FORBES-COWDRY	1:15.023	1:15.023	<b>0.000</b>
16	37	LATHAM	<b>48.864</b>	192	MOFFA	<b>26.220</b>	16	192	MOFFA	1:15.027	1:15.137	<b>0.110</b>
17	13	EDMONDSON	<b>49.022</b>	52	FORBES-COWDRY	<b>26.284</b>	17	132	GILBERT	1:15.290	1:15.446	<b>0.156</b>
18	132	GILBERT	<b>49.089</b>	284	SEEDS	<b>26.286</b>	18	13	EDMONDSON	1:15.309	1:15.348	<b>0.039</b>
19	100	HOWTON	<b>49.419</b>	13	EDMONDSON	<b>26.287</b>	19	100	HOWTON	1:15.776	1:15.776	<b>0.000</b>
20	118	COYLE	<b>49.614</b>	118	COYLE	<b>26.300</b>	20	118	COYLE	1:15.914	1:15.914	<b>0.000</b>
21	63	MACE	<b>49.726</b>	100	HOWTON	<b>26.357</b>	21	165	HUMPHRIES	1:16.424	1:16.424	<b>0.000</b>
22	165	HUMPHRIES	<b>49.890</b>	165	HUMPHRIES	<b>26.534</b>	22	63	MACE	1:16.579	1:16.854	<b>0.275</b>
23	8	SAUNDERS	<b>50.080</b>	8	SAUNDERS	<b>26.675</b>	23	8	SAUNDERS	1:16.755	1:16.768	<b>0.013</b>
24	284	SEEDS	<b>50.700</b>	63	MACE	<b>26.853</b>	24	284	SEEDS	1:16.986	1:17.130	<b>0.144</b>
25	331	BURROWS	<b>50.807</b>	331	BURROWS	<b>26.954</b>	25	331	BURROWS	1:17.761	1:17.761	<b>0.000</b>
26	50	BEHAL	<b>50.865</b>	50	BEHAL	<b>26.963</b>	26	50	BEHAL	1:17.828	1:17.828	<b>0.000</b>
27	83	SKEELS-PIGGINS	<b>50.880</b>	212	PALLET	<b>27.078</b>	27	212	PALLET	1:18.149	1:18.690	<b>0.541</b>
28	212	PALLET	<b>51.071</b>	43	SALES	<b>27.203</b>	28	83	SKEELS-PIGGINS	1:18.279	1:18.456	<b>0.177</b>
29	43	SALES	<b>51.228</b>	83	SKEELS-PIGGINS	<b>27.399</b>	29	43	SALES	1:18.431	1:18.486	<b>0.055</b>
30	117	STONARD	<b>53.417</b>	117	STONARD	<b>27.987</b>	30	117	STONARD	1:21.404	1:21.759	<b>0.355</b>

Weather / Track : Sunny / Dry

Results can be found at [www.tsl-timing.com](http://www.tsl-timing.com)

Donington Park National  
Circuit Length = 1.9790 miles  
Start: 11:35 Flag 11:47 End: 11:49

Printed - 11:54 Sunday, 05 September 2021

# BMCRC - MRO Championships 2021 - Rnd 5 @ Donington National

## Team Respro MRO 600 & DART Motorsport Clubman 600

### RACE 8 - STATISTICS

**Competitors Started** 30  
**Planned Start** 2021-09-05 @ 11:48:00.000  
**Actual Start** 2021-09-05 @ 11:35:45.045  
**Finish Time** 2021-09-05 @ 11:47:55.248  
**Track Length** 1.9790mi.  
**Total Laps** 295  
**Total Distance Covered** 583.8248mi.

#### Session Fastest Lap History

NO	CL	NAME	LAP TIME	TIME OF DAY	LAP	VEHICLE
173		Stephen DRAPER	<b>1:11.845</b>	11:38:13.270	2	Yamaha R6
173		Stephen DRAPER	<b>1:11.712</b>	11:40:37.274	4	Yamaha R6

#### Session Leader History

NO	CL	NAME	FROM LAP	LAPS LED	DISTANCE	VEHICLE
173		Stephen DRAPER	1	10	19.75 miles	Yamaha R6

#### Flag History

TYPE	TIME OF DAY
GREEN	11:35:45.045
FINISH	11:47:55.248

#### Flag Statistics

TYPE	COUNT	TOTAL LAPS	TOTAL TIME
Green	1	10	13:45.817
Red	0	0	0.000
Safety Car	0	0	0.000
FCY	0	0	0.000



# BMCRC - MRO Championships 2021 - Rnd 5 @ Donington National

## Team Respro MRO 600 & DART Motorsport Clubman 600

### RACE 8 - STATISTICS

**CLASS :**

12 Starters

#### Fastest Lap History

NO	NAME	LAP TIME	TIME OF DAY	LAP	VEHICLE
173	Stephen DRAPER	1:11.845	11:38:13.270	2	Yamaha R6
173	Stephen DRAPER	1:11.712	11:40:37.274	4	Yamaha R6

#### Leader History

NO	NAME	FROM LAP	LAPS LED	DISTANCE	VEHICLE
173	Stephen DRAPER	1	10	19.75 miles	Yamaha R6

# BMCRC - MRO Championships 2021 - Rnd 5 @ Donington National

## Team Respro MRO 600 & DART Motorsport Clubman 600

### RACE 8 - STATISTICS

CLASS : C

18 Starters

#### Fastest Lap History

NO	NAME	LAP TIME	TIME OF DAY	LAP	VEHICLE
556	Tommy FIELDING	1:12.924	11:38:15.498	2	Yamaha R6
74	Steven GAGG	1:12.820	11:40:42.338	4	Yamaha R6
556	Tommy FIELDING	1:12.670	11:43:07.441	6	Yamaha R6
169	Gareth CUNNINGHAM	1:12.578	11:43:10.143	6	Yamaha R6
556	Tommy FIELDING	1:12.485	11:45:33.475	8	Yamaha R6

#### Leader History

NO	NAME	FROM LAP	LAPS LED	DISTANCE	VEHICLE
556	Tommy FIELDING	1	10	19.75 miles	Yamaha R6

# BMCRC - MRO Championships 2021 - Rnd 5 @ Donington National

## Team Respro MRO 600 & DART Motorsport Clubman 600

### RACE 19 - GRID (10 Laps)

ROW 14	42		1:18.456	41	<b>83</b> Talan SKEELS-PIGGINS	40	<b>92</b> James WELCH
ROW 13		39	<b>155</b> Richard LAMBOURNE	38	<b>321</b> Martin MORRIS	37	<b>51</b> Ross CLARKE
ROW 12	36	<b>134</b> Donald GILBERT	35	<b>624</b> Matthew FEDRICK	34	<b>200</b> Dan BURNHAM	
ROW 11		33	<b>111</b> Ryan FOLKES	32	<b>95</b> Grant ROBERTSON	31	<b>154</b> Shane NORVAL
ROW 10	30	<b>9</b> Glenn WALSH	29	1:21.759 <b>117</b> Benjamin STONARD	28	1:18.690 <b>212</b> Matt PALLETT	
ROW 9		27	1:18.486 <b>43</b> Daniel SALES	26	1:17.828 <b>50</b> Aditya Singh BEHAL	25	1:17.761 <b>331</b> Tim BURROWS
ROW 8	24	1:17.130 <b>284</b> Matthew SEEDS	23	1:16.854 <b>63</b> Michael MACE	22	1:16.768 <b>8</b> Dave SAUNDERS	
ROW 7		21	1:16.424 <b>165</b> Joshua HUMPHRIES	20	1:15.914 <b>118</b> Jim COYLE	19	1:15.776 <b>100</b> Craig HOWTON
ROW 6	18	1:15.446 <b>132</b> Mitchell GILBERT	17	1:15.348 <b>13</b> Doug EDMONDSON	16	1:15.137 <b>192</b> Daniel MOFFA	
ROW 5		15	1:15.023 <b>52</b> Scott FORBES-COWDRY	14	1:14.885 <b>37</b> Alexander LATHAM	13	1:14.813 <b>60</b> Jack YOUNGE
ROW 4	12	1:14.325 <b>231</b> Marcus SIMPSON	11	1:14.010 <b>818</b> Alex BARKER	10	1:13.922 <b>7</b> Thomas BENSTED	
ROW 3		9	1:13.690 <b>23</b> Gary VINES	8	1:13.538 <b>2</b> Andrew GILL	7	1:12.948 <b>125</b> Scott STONE
ROW 2	6	1:12.820 <b>74</b> Steven GAGG	5	1:12.578 <b>169</b> Gareth CUNNINGHAM	4	1:12.535 <b>56</b> Michael MILLS	
ROW 1		3	1:12.485 <b>556</b> Tommy FIELDING	2	1:12.423 <b>188</b> Dawid KRAWIECKI	1	1:11.712 <b>173</b> Stephen DRAPER

**Pole**

These results are provisional until the conclusion of any judicial and technical matters.

Donington Park National  
Circuit Length = 1.9790 miles

Clerk Of Course :	Stewards :	Timekeeper :
-------------------	------------	--------------

Results can be found at [www.tsl-timing.com](http://www.tsl-timing.com)

Printed - 11:52 Sunday, 05 September 2021



# BMCRC - MRO Championships 2021 - Rnd 5 @ Donington National

## Team Respro MRO 600 & DART Motorsport Clubman 600

### RACE 19 - CLASSIFICATION

POS	NO	CL	PIC NAME	ENTRY	LAPS	TIME	GAP	DIFF	MPH	BEST	ON
1	56		1 Michael MILLS	Yamaha R6 - A51 Racing, The Wokingham Bar Com	10	12:11.509			97.20	1:12.397	7
2	74	C	1 Steven GAGG	Yamaha R6 - LCE Services/SES Engineering	10	12:12.196	0.687	0.687	97.11	1:12.498	4
3	556	C	2 Tommy FIELDING	Yamaha R6 - Exersci Fitness Products	10	12:12.579	1.070	0.383	97.06	1:12.396	7
4	125	C	3 Scott STONE	Kawasaki ZX6R - Beaumont racing	10	12:21.793	10.284	9.214	95.86	1:12.932	3
5	188		2 Dawid KRAWIECKI	Yamaha R6 - Code Blue LTD & D A East Electrical	10	12:21.895	10.386	0.102	95.84	1:12.884	10
6	231		3 Marcus SIMPSON	Yamaha R6 - JPS Racing	10	12:27.014	15.505	5.119	95.19	1:13.421	3
7	2		4 Andrew GILL	Kawasaki ZX6R -	10	12:27.892	16.383	0.878	95.08	1:13.881	10
8	23		5 Gary VINES	Honda CBR -	10	12:30.871	19.362	2.979	94.70	1:13.930	3
9	7	C	4 Thomas BENSTED	Triumph Daytona 675R - Significant Debt Racing	10	12:33.031	21.522	2.160	94.43	1:13.831	2
10	818	C	5 Alex BARKER	Yamaha R6 - Barker Woodrow LTD	10	12:35.442	23.933	2.411	94.13	1:14.664	7
11	37	C	6 Alexander LATHAM	Triumph DAYTONA - BR-8 / McCrash Racing	10	12:35.455	23.946	0.013	94.12	1:14.381	2
12	60		6 Jack YOUNGE	Yamaha R6 - Chase Timber / iceni motorcycles	10	12:40.999	29.490	5.544	93.44	1:15.212	3
13	52	C	7 Scott FORBES-COWDRY	Yamaha R6 13S -	10	12:46.538	35.029	5.539	92.76	1:15.231	10
14	192	C	8 Daniel MOFFA	Kawasaki ZX6R - DM Racing	10	12:46.885	35.376	0.347	92.72	1:15.100	3
15	13		7 Doug EDMONDSON	Triumph DAYTONA - Stan Stephens Tuning	10	12:48.476	36.967	1.591	92.53	1:15.808	9
16	63		8 Michael MACE	Yamaha R6 - Kevin Marshall	10	12:54.257	42.748	5.781	91.84	1:16.179	10
17	100	C	9 Craig HOWTON	Kawasaki ZX6R - ME	10	12:54.674	43.165	0.417	91.79	1:16.134	9
18	8	C	10 Dave SAUNDERS	Honda CBR600 - ETR Building & Civil Engineering L	10	13:06.691	55.182	12.017	90.39	1:17.203	8
19	284	C	11 Matthew SEEDS	Kawasaki ZX6R - Homeplan	10	13:06.754	55.245	0.063	90.38	1:17.213	2
20	43	C	12 Daniel SALES	Yamaha R6 - Team Freddie, Ron & Frankie	10	13:10.877	59.368	4.123	89.91	1:17.766	4
21	165	C	13 Joshua HUMPHRIES	Yamaha R6 - GME Electrical racing	10	13:12.946	1:01.437	2.069	89.67	1:16.620	10
22	331		9 Tim BURROWS	Yamaha R6 -	10	13:23.974	1:12.465	11.028	88.44	1:18.191	3
23	117	C	14 Benjamin STONARD	Yamaha R6 - BJ Signs & Decals LTD	9	12:35.930	1 Lap	1 Lap	84.64	1:20.818	2

#### NOT CLASSIFIED

DNF	50		Aditya Singh BEHAL	Yamaha YZF-R6 - Urban Nomads Racing	9	11:48.364	1 Lap		90.32	1:17.014	5
DNF	132	C	Mitchell GILBERT	Suzuki GSXR 600 - The Asap group	7	8:58.969	3 Laps	2 Laps	92.27	1:15.551	7
DNF	169	C	Gareth CUNNINGHAM	Yamaha R6 - Right gear motorcycles	3	3:44.745	7 Laps	4 Laps	94.49	1:13.259	2

#### FASTEST LAP

556	C	Tommy FIELDING	Yamaha R6 - Exersci Fitness Products	7	1:12.396	98.41 mph	158.37 kph
56		Michael MILLS	Yamaha R6 - A51 Racing, The Wokingham Bar Com	7	1:12.397	98.41 mph	158.37 kph

Class - 92.5% of Race Speed = 89.91 mph  
 Class C - 92.5% of Race Speed = 89.82 mph

Donington Park National: 1.9790 miles  
 Race Distance: 10 Laps / 19.79 miles  
 Start: 15:42 Flag 15:55 End: 15:56

Weather / Track : Sunny / Dry

These results are provisional until the conclusion of any judicial and technical matters.

Clerk Of Course :	Stewards :	Timekeeper :

Results can be found at [www.tsl-timing.com](http://www.tsl-timing.com)

Printed - 15:57 Sunday, 05 September 2021



# BMCRC - MRO Championships 2021 - Rnd 5 @ Donington National

## Team Respro MRO 600 & DART Motorsport Clubman 600

### RACE 19 - LAP CHART

#### LAP 1 @ 15:44:16.217

NO	BEHIND	LAP TIME
556		1:16.741
74	0.231	1:16.972
56	0.478	1:17.219
188	1.028	1:17.769
169	1.393	1:18.134
125	1.592	1:18.333
23	2.293	1:19.034
7	2.393	1:19.134
2	2.865	1:19.606
818	3.326	1:20.067
37	3.515	1:20.256
231	3.953	1:20.694
60	4.286	1:21.027
132	4.697	1:21.438
13	5.066	1:21.807
192	5.336	1:22.077
100	5.928	1:22.669
52	6.629	1:23.370
50	6.951	1:23.692
63	7.034	1:23.775
284	7.383	1:24.124
8	7.455	1:24.196
165	8.020	1:24.761
331	8.916	1:25.657
43	9.133	1:25.874
117	11.218	1:27.959

#### LAP 2 @ 15:45:29.286

NO	BEHIND	LAP TIME
556		1:13.069
56	0.122	1:12.713
74	0.522	1:13.360
169	1.583	1:13.259
188	1.976	1:14.017
125	2.194	1:13.671
7	3.155	1:13.831
23	3.808	1:14.584
2	4.228	1:14.432
37	4.827	1:14.381
818	4.970	1:14.713
231	5.003	1:14.119
60	6.458	1:15.241
132	7.486	1:15.858
13	8.439	1:16.442
192	8.597	1:16.330
100	9.287	1:16.428
52	9.975	1:16.415
284	11.527	1:17.213
50	11.629	1:17.747
8	12.418	1:18.032
63	12.633	1:18.668
165	13.415	1:18.464
43	13.874	1:17.810
331	14.462	1:18.615
117	18.967	1:20.818

#### LAP 3 @ 15:46:41.947

NO	BEHIND	LAP TIME
556		1:12.661
56	0.215	1:12.754
74	0.776	1:12.915

169	2.274	1:13.352
125	2.465	1:12.932
188	3.207	1:13.892
7	4.456	1:13.962
23	5.077	1:13.930
2	5.577	1:14.010
231	5.763	1:13.421
37	7.216	1:15.050
818	7.616	1:15.307
60	9.009	1:15.212
132	10.760	1:15.935
192	11.036	1:15.100
13	12.487	1:16.709
52	13.255	1:15.941
100	14.324	1:17.698
63	16.963	1:16.991
50	17.501	1:18.533
165	18.329	1:17.575
284	18.533	1:19.667
8	18.952	1:19.195
43	19.109	1:17.896
331	19.992	1:18.191
117	28.521	1:22.215

#### LAP 4 @ 15:47:54.848

NO	BEHIND	LAP TIME
556		1:12.901
56	0.043	1:12.729
74	0.373	1:12.498
125	3.541	1:13.977
188	3.641	1:13.335
7	6.006	1:14.451
23	7.101	1:14.925
2	7.279	1:14.603
231	7.608	1:14.746
37	9.927	1:15.612
818	10.160	1:15.445
60	11.801	1:15.693
132	15.106	1:17.247
192	15.479	1:17.344
52	16.666	1:16.312
13	16.805	1:17.219
100	18.779	1:17.356
63	21.409	1:17.347
50	22.274	1:17.674
165	22.515	1:17.087
284	23.452	1:17.820
43	23.974	1:17.766
8	24.258	1:18.207
331	27.080	1:19.989
117	38.896	1:23.276

#### LAP 5 @ 15:49:07.685

NO	BEHIND	LAP TIME
56		1:12.794
556	0.425	1:13.262
74	0.575	1:13.039
188	4.584	1:13.780
125	4.931	1:14.227
7	7.938	1:14.769
2	8.566	1:14.124
23	9.421	1:15.157
231	9.601	1:14.830
818	12.310	1:14.987

37	12.599	1:15.509
60	14.469	1:15.505
132	19.185	1:16.916
52	19.726	1:15.897
192	19.920	1:17.278
13	20.501	1:16.533
100	22.953	1:17.011
63	24.831	1:16.259
50	26.451	1:17.014
165	26.541	1:16.863
284	28.975	1:18.360
8	29.572	1:18.151
43	29.925	1:18.788
331	33.254	1:19.011
117	50.991	1:24.932

#### LAP 6 @ 15:50:20.297

NO	BEHIND	LAP TIME
56		1:12.612
556	0.575	1:12.762
74	0.719	1:12.756
188	5.992	1:14.020
125	6.414	1:14.095
7	9.463	1:14.137
2	10.006	1:14.052
231	11.056	1:14.067
23	11.817	1:15.008
818	14.534	1:14.836
37	14.742	1:14.755
60	17.432	1:15.575
52	22.504	1:15.390
132	22.597	1:16.024
192	23.152	1:15.844
13	23.971	1:16.082
100	27.322	1:16.981
63	28.489	1:16.270
50	31.992	1:18.153
284	34.411	1:18.048
8	34.514	1:17.554
43	35.681	1:18.368
331	40.517	1:19.875
165	43.694	1:29.765
117	1:02.299	1:23.920

#### LAP 7 @ 15:51:32.694

NO	BEHIND	LAP TIME
56		1:12.397
556	0.574	1:12.396
74	0.834	1:12.512
188	7.475	1:13.880
125	7.794	1:13.777
2	12.000	1:14.391
7	12.114	1:15.048
231	12.404	1:13.745
23	14.004	1:14.584
818	16.801	1:14.664
37	16.984	1:14.639
60	20.679	1:15.644
132	25.751	1:15.551
52	26.359	1:16.252
192	26.479	1:15.724
13	27.480	1:15.906
100	32.061	1:17.136
63	32.280	1:16.188

50	38.087	1:18.492
8	39.897	1:17.780
284	40.073	1:18.059
43	41.464	1:18.180
331	48.111	1:19.991
165	48.304	1:17.007

#### LAP 8 @ 15:52:45.424

NO	BEHIND	LAP TIME
56		1:12.730
556	0.995	1:13.151
117	1 Lap	1:23.951
74	1.199	1:13.095
188	8.172	1:13.427
125	8.492	1:13.428
2	13.203	1:13.933
231	13.422	1:13.748
7	14.764	1:15.380
23	15.758	1:14.484
818	18.970	1:14.899
37	19.046	1:14.792
60	23.752	1:15.803
52	29.601	1:15.972
192	30.124	1:16.375
13	30.900	1:16.150
63	35.913	1:16.363
100	36.378	1:17.047
50	44.255	1:18.898
8	44.370	1:17.203
284	44.887	1:17.544
43	47.272	1:18.538
165	52.947	1:17.373
331	56.242	1:20.861

#### LAP 9 @ 15:53:58.090

NO	BEHIND	LAP TIME
56		1:12.666
556	0.888	1:12.559
74	1.049	1:12.516
125	9.635	1:13.809
188	10.397	1:14.891
117	1 Lap	1:24.450
231	14.739	1:13.983
2	15.397	1:14.860
7	18.005	1:15.907
23	18.099	1:15.007
818	21.314	1:15.010
37	21.512	1:15.132
60	26.623	1:15.537
52	32.693	1:15.758
192	33.076	1:15.618
13	34.042	1:15.808
63	39.464	1:16.217
100	39.846	1:16.134
50	49.750	1:18.161
8	49.778	1:18.074
284	49.853	1:17.632
43	53.111	1:18.505
165	57.712	1:17.431
331	1:04.588	1:21.012

#### LAP 10 @ 15:55:10.985

NO	BEHIND	LAP TIME
56		1:12.895
74	0.687	1:12.533
556	1.070	1:13.077
125	10.284	1:13.544
188	10.386	1:12.884
231	15.505	1:13.661
2	16.383	1:13.881
23	19.362	1:14.158
7	21.522	1:16.412
818	23.933	1:15.514
37	23.946	1:15.329
117	1 Lap	1:24.409
60	29.490	1:15.762
52	35.029	1:15.231
192	35.376	1:15.195
13	36.967	1:15.820
63	42.748	1:16.179
100	43.165	1:16.214
8	55.182	1:18.299
284	55.245	1:18.287
43	59.368	1:19.152
165	1:01.437	1:16.620
331	1:12.465	1:20.772

# BMCRC - MRO Championships 2021 - Rnd 5 @ Donington National

Team Respro MRO 600 & DART Motorsport Clubman 600

## RACE 19 - SECTOR ANALYSIS



SECTOR 1 = FL to I1, SECTOR 2 = I1 to FL, DIFF = Difference To Personal Best Lap, P = Crossed Finish Line in Pit Lane, D = Time Disallowed

<b>P1 56</b>		<b>Michael MILLS</b>		Yamaha R6 - A51 Racing, The Wokingham Bar Company			
IDEAL LAP TIME : 1:12.397		BEST LAP TIME : 1:12.397		DIFFERENCE : 0.000			
LAP	SECTOR 1	SECTOR 2	LAP TIME	MPH	DIFF	TIME OF DAY	
1 -		25.757	1:17.219	92.26	4.822	15:44:16.695	
2 -	47.281	25.432	1:12.713	97.98	0.316	15:45:29.408	
3 -	47.089	25.665	1:12.754	97.92	0.357	15:46:42.162	
4 -	47.156	25.573	1:12.729	97.96	0.332	15:47:54.891	
5 -	47.211	25.583	1:12.794	97.87	0.397	15:49:07.685	
6 -	47.234	25.378	1:12.612 (2)	98.11	0.215	15:50:20.297	
7 -	<b>47.085</b>	<b>25.312</b>	<b>1:12.397 (1)</b>	<b>98.41</b>		<b>15:51:32.694</b>	
8 -	47.157	25.573	1:12.730	97.96	0.333	15:52:45.424	
9 -	47.141	25.525	1:12.666 (3)	98.04	0.269	15:53:58.090	
10 -	47.251	25.644	1:12.895	97.73	0.498	15:55:10.985	

<b>P2 74 C</b>		<b>Steven GAGG</b>		Yamaha R6 - LCE Services/SES Engineering			
IDEAL LAP TIME : 1:12.346		BEST LAP TIME : 1:12.498		DIFFERENCE : 0.152			
LAP	SECTOR 1	SECTOR 2	LAP TIME	MPH	DIFF	TIME OF DAY	
1 -		25.583	1:16.972	92.56	4.474	15:44:16.448	
2 -	47.941	25.419	1:13.360	97.11	0.862	15:45:29.808	
3 -	47.470	25.445	1:12.915	97.71	0.417	15:46:42.723	
4 -	47.131	25.367	<b>1:12.498 (1)</b>	<b>98.27</b>		<b>15:47:55.221</b>	
5 -	47.494	25.545	1:13.039	97.54	0.541	15:49:08.260	
6 -	47.253	25.503	1:12.756	97.92	0.258	15:50:21.016	
7 -	47.257	<b>25.255</b>	1:12.512 (2)	98.25	0.014	15:51:33.528	
8 -	47.134	25.961	1:13.095	97.47	0.597	15:52:46.623	
9 -	<b>47.091</b>	25.425	1:12.516 (3)	98.24	0.018	15:53:59.139	
10 -	47.162	25.371	1:12.533	98.22	0.035	15:55:11.672	

<b>P3 556 C</b>		<b>Tommy FIELDING</b>		Yamaha R6 - Exersci Fitness Products			
IDEAL LAP TIME : 1:12.396		BEST LAP TIME : 1:12.396		DIFFERENCE : 0.000			
LAP	SECTOR 1	SECTOR 2	LAP TIME	MPH	DIFF	TIME OF DAY	
1 -		25.871	1:16.741	92.84	4.345	15:44:16.217	
2 -	47.285	25.784	1:13.069	97.50	0.673	15:45:29.286	
3 -	47.089	25.572	1:12.661 (3)	98.05	0.265	15:46:41.947	
4 -	47.254	25.647	1:12.901	97.73	0.505	15:47:54.848	
5 -	47.651	25.611	1:13.262	97.24	0.866	15:49:08.110	
6 -	47.092	25.670	1:12.762	97.91	0.366	15:50:20.872	
7 -	<b>46.972</b>	<b>25.424</b>	<b>1:12.396 (1)</b>	<b>98.41</b>		<b>15:51:33.268</b>	
8 -	47.080	26.071	1:13.151	97.39	0.755	15:52:46.419	
9 -	46.987	25.572	1:12.559 (2)	98.19	0.163	15:53:58.978	
10 -	47.591	25.486	1:13.077	97.49	0.681	15:55:12.055	

<b>P4 125 C</b>		<b>Scott STONE</b>		Kawasaki ZX6R - Beaumont racing			
IDEAL LAP TIME : 1:12.932		BEST LAP TIME : 1:12.932		DIFFERENCE : 0.000			
LAP	SECTOR 1	SECTOR 2	LAP TIME	MPH	DIFF	TIME OF DAY	
1 -		26.147	1:18.333	90.95	5.401	15:44:17.809	
2 -	47.826	25.845	1:13.671	96.70	0.739	15:45:31.480	
3 -	<b>47.251</b>	<b>25.681</b>	<b>1:12.932 (1)</b>	<b>97.68</b>		<b>15:46:44.412</b>	
4 -	47.635	26.342	1:13.977	96.30	1.045	15:47:58.389	
5 -	48.180	26.047	1:14.227	95.98	1.295	15:49:12.616	
6 -	48.074	26.021	1:14.095	96.15	1.163	15:50:26.711	
7 -	47.746	26.031	1:13.777	96.56	0.845	15:51:40.488	
8 -	47.696	25.732	1:13.428 (2)	97.02	0.496	15:52:53.916	
9 -	47.842	25.967	1:13.809	96.52	0.877	15:54:07.725	
10 -	47.858	25.686	1:13.544 (3)	96.87	0.612	15:55:21.269	

Weather / Track : Sunny / Dry

Donington Park National  
Circuit Length = 1.9790 miles  
Start: 15:42 Flag 15:55 End: 15:56

# BMCRC - MRO Championships 2021 - Rnd 5 @ Donington National

Team Respro MRO 600 & DART Motorsport Clubman 600

## RACE 19 - SECTOR ANALYSIS



SECTOR 1 = FL to I1, SECTOR 2 = I1 to FL, DIFF = Difference To Personal Best Lap, P = Crossed Finish Line in Pit Lane, D = Time Disallowed

<b>P5 188</b>		<b>Dawid KRAWIECKI</b>		Yamaha R6 - Code Blue LTD & D A East Electrical		
IDEAL LAP TIME : 1:12.884		BEST LAP TIME : 1:12.884		DIFFERENCE : 0.000		
LAP	SECTOR 1	SECTOR 2	LAP TIME	MPH	DIFF	TIME OF DAY
1 -		26.109	1:17.769	91.61	4.885	15:44:17.245
2 -	48.138	25.879	1:14.017	96.25	1.133	15:45:31.262
3 -	48.260	25.632	1:13.892	96.41	1.008	15:46:45.154
4 -	47.779	25.556	1:13.335 (2)	97.15	0.451	15:47:58.489
5 -	47.885	25.895	1:13.780	96.56	0.896	15:49:12.269
6 -	48.302	25.718	1:14.020	96.25	1.136	15:50:26.289
7 -	48.010	25.870	1:13.880	96.43	0.996	15:51:40.169
8 -	47.790	25.637	1:13.427 (3)	97.03	0.543	15:52:53.596
9 -	48.474	26.417	1:14.891	95.13	2.007	15:54:08.487
<b>10 -</b>	<b>47.395</b>	<b>25.489</b>	<b>1:12.884 (1)</b>	<b>97.75</b>		<b>15:55:21.371</b>

<b>P6 231</b>		<b>Marcus SIMPSON</b>		Yamaha R6 - JPS Racing		
IDEAL LAP TIME : 1:13.196		BEST LAP TIME : 1:13.421		DIFFERENCE : 0.225		
LAP	SECTOR 1	SECTOR 2	LAP TIME	MPH	DIFF	TIME OF DAY
1 -		26.144	1:20.694	88.29	7.273	15:44:20.170
2 -	48.241	25.878	1:14.119	96.12	0.698	15:45:34.289
<b>3 -</b>	<b>47.589</b>	25.832	<b>1:13.421 (1)</b>	<b>97.03</b>		<b>15:46:47.710</b>
4 -	48.436	26.310	1:14.746	95.31	1.325	15:48:02.456
5 -	48.679	26.151	1:14.830	95.21	1.409	15:49:17.286
6 -	48.408	25.659	1:14.067	96.19	0.646	15:50:31.353
7 -	47.919	25.826	1:13.745 (3)	96.61	0.324	15:51:45.098
8 -	48.141	<b>25.607</b>	1:13.748	96.60	0.327	15:52:58.846
9 -	47.922	26.061	1:13.983	96.30	0.562	15:54:12.829
10 -	47.837	25.824	1:13.661 (2)	96.72	0.240	15:55:26.490

<b>P7 2</b>		<b>Andrew GILL</b>		Kawasaki ZX6R -		
IDEAL LAP TIME : 1:13.763		BEST LAP TIME : 1:13.881		DIFFERENCE : 0.118		
LAP	SECTOR 1	SECTOR 2	LAP TIME	MPH	DIFF	TIME OF DAY
1 -		26.132	1:19.606	89.49	5.725	15:44:19.082
2 -	48.440	25.992	1:14.432	95.72	0.551	15:45:33.514
3 -	48.018	25.992	1:14.010 (3)	96.26	0.129	15:46:47.524
4 -	48.272	26.331	1:14.603	95.50	0.722	15:48:02.127
5 -	48.153	25.971	1:14.124	96.11	0.243	15:49:16.251
6 -	48.020	26.032	1:14.052	96.21	0.171	15:50:30.303
7 -	48.350	26.041	1:14.391	95.77	0.510	15:51:44.694
8 -	<b>47.990</b>	25.943	1:13.933 (2)	96.36	0.052	15:52:58.627
9 -	48.373	26.487	1:14.860	95.17	0.979	15:54:13.487
<b>10 -</b>	48.108	<b>25.773</b>	<b>1:13.881 (1)</b>	<b>96.43</b>		<b>15:55:27.368</b>

<b>P8 23</b>		<b>Gary VINES</b>		Honda CBR -		
IDEAL LAP TIME : 1:13.930		BEST LAP TIME : 1:13.930		DIFFERENCE : 0.000		
LAP	SECTOR 1	SECTOR 2	LAP TIME	MPH	DIFF	TIME OF DAY
1 -		26.222	1:19.034	90.14	5.104	15:44:18.510
2 -	48.695	25.889	1:14.584	95.52	0.654	15:45:33.094
<b>3 -</b>	<b>48.162</b>	<b>25.768</b>	<b>1:13.930 (1)</b>	<b>96.37</b>		<b>15:46:47.024</b>
4 -	48.591	26.334	1:14.925	95.09	0.995	15:48:01.949
5 -	49.007	26.150	1:15.157	94.79	1.227	15:49:17.106
6 -	48.915	26.093	1:15.008	94.98	1.078	15:50:32.114
7 -	48.563	26.021	1:14.584	95.52	0.654	15:51:46.698
8 -	48.580	25.904	1:14.484 (3)	95.65	0.554	15:53:01.182
9 -	48.502	26.505	1:15.007	94.98	1.077	15:54:16.189
10 -	48.338	25.820	1:14.158 (2)	96.07	0.228	15:55:30.347

Weather / Track : Sunny / Dry

Donington Park National  
Circuit Length = 1.9790 miles  
Start: 15:42 Flag 15:55 End: 15:56

# BMCRC - MRO Championships 2021 - Rnd 5 @ Donington National

Team Respro MRO 600 & DART Motorsport Clubman 600

## RACE 19 - SECTOR ANALYSIS



SECTOR 1 = FL to I1, SECTOR 2 = I1 to FL, DIFF = Difference To Personal Best Lap, P = Crossed Finish Line in Pit Lane, D = Time Disallowed

P9		7 C		Thomas BENSTED		Triumph Daytona 675R - Significant Debt Racing	
IDEAL LAP TIME : 1:13.811		BEST LAP TIME : 1:13.831		DIFFERENCE : 0.020			
LAP	SECTOR 1	SECTOR 2	LAP TIME	MPH	DIFF	TIME OF DAY	
1 -		25.970	1:19.134	90.03	5.303	15:44:18.610	
2 -	48.146	<b>25.685</b>	<b>1:13.831 (1)</b>	<b>96.49</b>		<b>15:45:32.441</b>	
3 -	<b>48.126</b>	25.836	1:13.962 (2)	96.32	0.131	15:46:46.403	
4 -	48.153	26.298	1:14.451	95.69	0.620	15:48:00.854	
5 -	48.722	26.047	1:14.769	95.28	0.938	15:49:15.623	
6 -	48.416	25.721	1:14.137 (3)	96.10	0.306	15:50:29.760	
7 -	48.605	26.443	1:15.048	94.93	1.217	15:51:44.808	
8 -	48.844	26.536	1:15.380	94.51	1.549	15:53:00.188	
9 -	49.282	26.625	1:15.907	93.86	2.076	15:54:16.095	
10 -	49.908	26.504	1:16.412	93.23	2.581	15:55:32.507	

P10		818 C		Alex BARKER		Yamaha R6 - Barker Woodrow LTD	
IDEAL LAP TIME : 1:14.507		BEST LAP TIME : 1:14.664		DIFFERENCE : 0.157			
LAP	SECTOR 1	SECTOR 2	LAP TIME	MPH	DIFF	TIME OF DAY	
1 -		26.318	1:20.067	88.98	5.403	15:44:19.543	
2 -	<b>48.369</b>	26.344	1:14.713 (2)	95.36	0.049	15:45:34.256	
3 -	48.917	26.390	1:15.307	94.60	0.643	15:46:49.563	
4 -	48.755	26.690	1:15.445	94.43	0.781	15:48:05.008	
5 -	48.689	26.298	1:14.987	95.01	0.323	15:49:19.995	
6 -	48.542	26.294	1:14.836 (3)	95.20	0.172	15:50:34.831	
7 -	48.526	<b>26.138</b>	<b>1:14.664 (1)</b>	<b>95.42</b>		<b>15:51:49.495</b>	
8 -	48.676	26.223	1:14.899	95.12	0.235	15:53:04.394	
9 -	48.651	26.359	1:15.010	94.98	0.346	15:54:19.404	
10 -	49.150	26.364	1:15.514	94.34	0.850	15:55:34.918	

P11		37 C		Alexander LATHAM		Triumph DAYTONA - BR-8 / McCrash Racing	
IDEAL LAP TIME : 1:14.301		BEST LAP TIME : 1:14.381		DIFFERENCE : 0.080			
LAP	SECTOR 1	SECTOR 2	LAP TIME	MPH	DIFF	TIME OF DAY	
1 -		26.197	1:20.256	88.77	5.875	15:44:19.732	
2 -	<b>48.385</b>	25.996	<b>1:14.381 (1)</b>	<b>95.78</b>		<b>15:45:34.113</b>	
3 -	48.624	26.426	1:15.050	94.93	0.669	15:46:49.163	
4 -	48.853	26.759	1:15.612	94.22	1.231	15:48:04.775	
5 -	49.218	26.291	1:15.509	94.35	1.128	15:49:20.284	
6 -	48.671	26.084	1:14.755 (3)	95.30	0.374	15:50:35.039	
7 -	48.723	<b>25.916</b>	1:14.639 (2)	95.45	0.258	15:51:49.678	
8 -	48.679	26.113	1:14.792	95.25	0.411	15:53:04.470	
9 -	48.891	26.241	1:15.132	94.82	0.751	15:54:19.602	
10 -	48.712	26.617	1:15.329	94.58	0.948	15:55:34.931	

P12		60		Jack YOUNGE		Yamaha R6 - Chase Timber / iceni motorcycles	
IDEAL LAP TIME : 1:15.115		BEST LAP TIME : 1:15.212		DIFFERENCE : 0.097			
LAP	SECTOR 1	SECTOR 2	LAP TIME	MPH	DIFF	TIME OF DAY	
1 -		26.625	1:21.027	87.92	5.815	15:44:20.503	
2 -	48.778	26.463	1:15.241 (2)	94.69	0.029	15:45:35.744	
3 -	<b>48.751</b>	26.461	<b>1:15.212 (1)</b>	<b>94.72</b>		<b>15:46:50.956</b>	
4 -	48.941	26.752	1:15.693	94.12	0.481	15:48:06.649	
5 -	49.034	26.471	1:15.505 (3)	94.35	0.293	15:49:22.154	
6 -	48.955	26.620	1:15.575	94.27	0.363	15:50:37.729	
7 -	49.118	26.526	1:15.644	94.18	0.432	15:51:53.373	
8 -	49.439	<b>26.364</b>	1:15.803	93.98	0.591	15:53:09.176	
9 -	49.124	26.413	1:15.537	94.31	0.325	15:54:24.713	
10 -	49.313	26.449	1:15.762	94.03	0.550	15:55:40.475	

Weather / Track : Sunny / Dry

Donington Park National  
Circuit Length = 1.9790 miles  
Start: 15:42 Flag 15:55 End: 15:56



# BMCRC - MRO Championships 2021 - Rnd 5 @ Donington National

Team Respro MRO 600 & DART Motorsport Clubman 600

## RACE 19 - SECTOR ANALYSIS



SECTOR 1 = FL to I1, SECTOR 2 = I1 to FL, DIFF = Difference To Personal Best Lap, P = Crossed Finish Line in Pit Lane, D = Time Disallowed

P13 52 C		Scott FORBES-COWDRY		Yamaha R6 13S -		
IDEAL LAP TIME : 1:15.168		BEST LAP TIME : 1:15.231		DIFFERENCE : 0.063		
LAP	SECTOR 1	SECTOR 2	LAP TIME	MPH	DIFF	TIME OF DAY
1 -		27.298	1:23.370	85.45	8.139	15:44:22.846
2 -	49.897	26.518	1:16.415	93.23	1.184	15:45:39.261
3 -	49.455	26.486	1:15.941	93.81	0.710	15:46:55.202
4 -	49.210	27.102	1:16.312	93.36	1.081	15:48:11.514
5 -	49.041	26.856	1:15.897	93.87	0.666	15:49:27.411
6 -	48.952	<b>26.438</b>	1:15.390 (2)	94.50	0.159	15:50:42.801
7 -	49.428	26.824	1:16.252	93.43	1.021	15:51:59.053
8 -	49.000	26.972	1:15.972	93.77	0.741	15:53:15.025
9 -	49.062	26.696	1:15.758 (3)	94.04	0.527	15:54:30.783
10 -	<b>48.730</b>	26.501	<b>1:15.231 (1)</b>	<b>94.70</b>		<b>15:55:46.014</b>

P14 192 C		Daniel MOFFA		Kawasaki ZX6R - DM Racing		
IDEAL LAP TIME : 1:15.071		BEST LAP TIME : 1:15.100		DIFFERENCE : 0.029		
LAP	SECTOR 1	SECTOR 2	LAP TIME	MPH	DIFF	TIME OF DAY
1 -		26.655	1:22.077	86.80	6.977	15:44:21.553
2 -	49.707	26.623	1:16.330	93.33	1.230	15:45:37.883
3 -	<b>48.692</b>	26.408	<b>1:15.100 (1)</b>	<b>94.86</b>		<b>15:46:52.983</b>
4 -	49.993	27.351	1:17.344	92.11	2.244	15:48:10.327
5 -	50.003	27.275	1:17.278	92.19	2.178	15:49:27.605
6 -	49.385	26.459	1:15.844	93.93	0.744	15:50:43.449
7 -	49.182	26.542	1:15.724	94.08	0.624	15:51:59.173
8 -	49.105	27.270	1:16.375	93.28	1.275	15:53:15.548
9 -	48.963	26.655	1:15.618 (3)	94.21	0.518	15:54:31.166
10 -	48.816	<b>26.379</b>	1:15.195 (2)	94.74	0.095	15:55:46.361

P15 13		Doug EDMONDSON		Triumph DAYTONA - Stan Stephens Tuning		
IDEAL LAP TIME : 1:15.450		BEST LAP TIME : 1:15.808		DIFFERENCE : 0.358		
LAP	SECTOR 1	SECTOR 2	LAP TIME	MPH	DIFF	TIME OF DAY
1 -		26.884	1:21.807	87.09	5.999	15:44:21.283
2 -	49.621	26.821	1:16.442	93.20	0.634	15:45:37.725
3 -	49.753	26.956	1:16.709	92.87	0.901	15:46:54.434
4 -	49.558	27.661	1:17.219	92.26	1.411	15:48:11.653
5 -	49.477	27.056	1:16.533	93.09	0.725	15:49:28.186
6 -	49.540	<b>26.542</b>	1:16.082	93.64	0.274	15:50:44.268
7 -	49.267	26.639	1:15.906 (3)	93.86	0.098	15:52:00.174
8 -	49.444	26.706	1:16.150	93.56	0.342	15:53:16.324
9 -	49.236	26.572	<b>1:15.808 (1)</b>	<b>93.98</b>		<b>15:54:32.132</b>
10 -	<b>48.908</b>	26.912	1:15.820 (2)	93.96	0.012	15:55:47.952

P16 63		Michael MACE		Yamaha R6 - Kevin Marshall		
IDEAL LAP TIME : 1:15.830		BEST LAP TIME : 1:16.179		DIFFERENCE : 0.349		
LAP	SECTOR 1	SECTOR 2	LAP TIME	MPH	DIFF	TIME OF DAY
1 -		27.297	1:23.775	85.04	7.596	15:44:23.251
2 -	51.607	27.061	1:18.668	90.56	2.489	15:45:41.919
3 -	50.149	26.842	1:16.991	92.53	0.812	15:46:58.910
4 -	49.655	27.692	1:17.347	92.11	1.168	15:48:16.257
5 -	49.402	26.857	1:16.259	93.42	0.080	15:49:32.516
6 -	49.511	26.759	1:16.270	93.41	0.091	15:50:48.786
7 -	49.482	<b>26.706</b>	1:16.188 (2)	93.51	0.009	15:52:04.974
8 -	49.262	27.101	1:16.363	93.29	0.184	15:53:21.337
9 -	<b>49.124</b>	27.093	1:16.217 (3)	93.47	0.038	15:54:37.554
10 -	49.236	26.943	<b>1:16.179 (1)</b>	<b>93.52</b>		<b>15:55:53.733</b>

Weather / Track : Sunny / Dry

Donington Park National  
Circuit Length = 1.9790 miles  
Start: 15:42 Flag 15:55 End: 15:56

# BMCRC - MRO Championships 2021 - Rnd 5 @ Donington National

Team Respro MRO 600 & DART Motorsport Clubman 600

## RACE 19 - SECTOR ANALYSIS



SECTOR 1 = FL to I1, SECTOR 2 = I1 to FL, DIFF = Difference To Personal Best Lap, P = Crossed Finish Line in Pit Lane, D = Time Disallowed

P17 100 C		Craig HOWTON		Kawasaki ZX6R - ME		
IDEAL LAP TIME : 1:15.816		BEST LAP TIME : 1:16.134		DIFFERENCE : 0.318		
LAP	SECTOR 1	SECTOR 2	LAP TIME	MPH	DIFF	TIME OF DAY
1 -		26.923	1:22.669	86.18	6.535	15:44:22.145
2 -	49.927	<b>26.501</b>	1:16.428 (3)	93.22	0.294	15:45:38.573
3 -	51.073	26.625	1:17.698	91.69	1.564	15:46:56.271
4 -	50.155	27.201	1:17.356	92.10	1.222	15:48:13.627
5 -	50.268	26.743	1:17.011	92.51	0.877	15:49:30.638
6 -	50.330	26.651	1:16.981	92.55	0.847	15:50:47.619
7 -	50.449	26.687	1:17.136	92.36	1.002	15:52:04.755
8 -	50.272	26.775	1:17.047	92.47	0.913	15:53:21.802
9 -	49.510	26.624	<b>1:16.134 (1)</b>	<b>93.58</b>		<b>15:54:37.936</b>
10 -	<b>49.315</b>	26.899	1:16.214 (2)	93.48	0.080	15:55:54.150

P18 8 C		Dave SAUNDERS		Honda CBR600 - ETR Building & Civil Engineering Ltd		
IDEAL LAP TIME : 1:17.203		BEST LAP TIME : 1:17.203		DIFFERENCE : 0.000		
LAP	SECTOR 1	SECTOR 2	LAP TIME	MPH	DIFF	TIME OF DAY
1 -		27.348	1:24.196	84.61	6.993	15:44:23.672
2 -	50.819	27.213	1:18.032	91.30	0.829	15:45:41.704
3 -	51.304	27.891	1:19.195	89.96	1.992	15:47:00.899
4 -	50.870	27.337	1:18.207	91.09	1.004	15:48:19.106
5 -	51.072	27.079	1:18.151	91.16	0.948	15:49:37.257
6 -	50.382	27.172	1:17.554 (2)	91.86	0.351	15:50:54.811
7 -	50.632	27.148	1:17.780 (3)	91.59	0.577	15:52:12.591
8 -	<b>50.297</b>	<b>26.906</b>	<b>1:17.203 (1)</b>	<b>92.28</b>		<b>15:53:29.794</b>
9 -	50.597	27.477	1:18.074	91.25	0.871	15:54:47.868
10 -	51.010	27.289	1:18.299	90.99	1.096	15:56:06.167

P19 284 C		Matthew SEEDS		Kawasaki ZX6R - Homeplan		
IDEAL LAP TIME : 1:16.533		BEST LAP TIME : 1:17.213		DIFFERENCE : 0.680		
LAP	SECTOR 1	SECTOR 2	LAP TIME	MPH	DIFF	TIME OF DAY
1 -		26.505	1:24.124	84.69	6.911	15:44:23.600
2 -	<b>50.179</b>	27.034	<b>1:17.213 (1)</b>	<b>92.27</b>		<b>15:45:40.813</b>
3 -	52.403	27.264	1:19.667	89.43	2.454	15:47:00.480
4 -	50.613	27.207	1:17.820	91.55	0.607	15:48:18.300
5 -	51.526	26.834	1:18.360	90.92	1.147	15:49:36.660
6 -	51.268	26.780	1:18.048	91.28	0.835	15:50:54.708
7 -	51.538	26.521	1:18.059	91.27	0.846	15:52:12.767
8 -	50.938	26.606	1:17.544 (2)	91.87	0.331	15:53:30.311
9 -	50.648	26.984	1:17.632 (3)	91.77	0.419	15:54:47.943
10 -	51.933	<b>26.354</b>	1:18.287	91.00	1.074	15:56:06.230

P20 43 C		Daniel SALES		Yamaha R6 - Team Freddie, Ron & Frankie		
IDEAL LAP TIME : 1:17.391		BEST LAP TIME : 1:17.766		DIFFERENCE : 0.375		
LAP	SECTOR 1	SECTOR 2	LAP TIME	MPH	DIFF	TIME OF DAY
1 -		27.220	1:25.874	82.96	8.108	15:44:25.350
2 -	50.868	26.942	1:17.810 (2)	91.56	0.044	15:45:43.160
3 -	50.609	27.287	1:17.896 (3)	91.46	0.130	15:47:01.056
4 -	<b>50.475</b>	27.291	<b>1:17.766 (1)</b>	<b>91.61</b>		<b>15:48:18.822</b>
5 -	51.872	<b>26.916</b>	1:18.788	90.42	1.022	15:49:37.610
6 -	51.332	27.036	1:18.368	90.91	0.602	15:50:55.978
7 -	51.122	27.058	1:18.180	91.13	0.414	15:52:14.158
8 -	51.205	27.333	1:18.538	90.71	0.772	15:53:32.696
9 -	51.459	27.046	1:18.505	90.75	0.739	15:54:51.201
10 -	51.441	27.711	1:19.152	90.01	1.386	15:56:10.353

Weather / Track : Sunny / Dry

Donington Park National  
Circuit Length = 1.9790 miles  
Start: 15:42 Flag 15:55 End: 15:56

# BMCRC - MRO Championships 2021 - Rnd 5 @ Donington National

Team Respro MRO 600 & DART Motorsport Clubman 600

## RACE 19 - SECTOR ANALYSIS



SECTOR 1 = FL to I1, SECTOR 2 = I1 to FL, DIFF = Difference To Personal Best Lap, P = Crossed Finish Line in Pit Lane, D = Time Disallowed

P21 165 C		Joshua HUMPHRIES		Yamaha R6 - GME Electrical racing		
IDEAL LAP TIME : 1:16.147		BEST LAP TIME : 1:16.620		DIFFERENCE : 0.473		
LAP	SECTOR 1	SECTOR 2	LAP TIME	MPH	DIFF	TIME OF DAY
1 -		27.367	1:24.761	84.05	8.141	15:44:24.237
2 -	51.619	26.845	1:18.464	90.80	1.844	15:45:42.701
3 -	50.784	26.791	1:17.575	91.84	0.955	15:47:00.276
4 -	<b>49.555</b>	27.532	1:17.087	92.42	0.467	15:48:17.363
5 -	49.782	27.081	1:16.863 (2)	92.69	0.243	15:49:34.226
6 -	51.132	38.633	1:29.765	79.36	13.145	15:51:03.991
7 -	50.415	<b>26.592</b>	1:17.007 (3)	92.51	0.387	15:52:20.998
8 -	50.215	27.158	1:17.373	92.08	0.753	15:53:38.371
9 -	50.740	26.691	1:17.431	92.01	0.811	15:54:55.802
<b>10 -</b>	<b>49.950</b>	<b>26.670</b>	<b>1:16.620 (1)</b>	<b>92.98</b>		<b>15:56:12.422</b>

P22 331		Tim BURROWS		Yamaha R6 -		
IDEAL LAP TIME : 1:18.101		BEST LAP TIME : 1:18.191		DIFFERENCE : 0.090		
LAP	SECTOR 1	SECTOR 2	LAP TIME	MPH	DIFF	TIME OF DAY
1 -		27.345	1:25.657	83.17	7.466	15:44:25.133
2 -	51.415	<b>27.200</b>	1:18.615 (2)	90.62	0.424	15:45:43.748
<b>3 -</b>	<b>50.901</b>	27.290	<b>1:18.191 (1)</b>	<b>91.11</b>		<b>15:47:01.939</b>
4 -	51.495	28.494	1:19.989	89.07	1.798	15:48:21.928
5 -	51.374	27.637	1:19.011 (3)	90.17	0.820	15:49:40.939
6 -	52.173	27.702	1:19.875	89.19	1.684	15:51:00.814
7 -	52.315	27.676	1:19.991	89.06	1.800	15:52:20.805
8 -	52.349	28.512	1:20.861	88.10	2.670	15:53:41.666
9 -	53.012	28.000	1:21.012	87.94	2.821	15:55:02.678
10 -	52.708	28.064	1:20.772	88.20	2.581	15:56:23.450

P23 117 C		Benjamin STONARD		Yamaha R6 - BJ Signs & Decals LTD		
IDEAL LAP TIME : 1:20.818		BEST LAP TIME : 1:20.818		DIFFERENCE : 0.000		
LAP	SECTOR 1	SECTOR 2	LAP TIME	MPH	DIFF	TIME OF DAY
1 -		28.266	1:27.959	80.99	7.141	15:44:27.435
<b>2 -</b>	<b>53.088</b>	<b>27.730</b>	<b>1:20.818 (1)</b>	<b>88.15</b>		<b>15:45:48.253</b>
3 -	54.012	28.203	1:22.215 (2)	86.65	1.397	15:47:10.468
4 -	54.284	28.992	1:23.276 (3)	85.55	2.458	15:48:33.744
5 -	55.676	29.256	1:24.932	83.88	4.114	15:49:58.676
6 -	55.333	28.587	1:23.920	84.89	3.102	15:51:22.596
7 -	55.075	28.876	1:23.951	84.86	3.133	15:52:46.547
8 -	55.139	29.311	1:24.450	84.36	3.632	15:54:10.997
9 -	55.715	28.694	1:24.409	84.40	3.591	15:55:35.406

P24 50		Aditya Singh BEHAL		Yamaha YZF-R6 - Urban Nomads Racing		
IDEAL LAP TIME : 1:16.901		BEST LAP TIME : 1:17.014		DIFFERENCE : 0.113		
LAP	SECTOR 1	SECTOR 2	LAP TIME	MPH	DIFF	TIME OF DAY
1 -		27.542	1:23.692	85.12	6.678	15:44:23.168
2 -	50.237	27.510	1:17.747 (3)	91.63	0.733	15:45:40.915
3 -	51.204	27.329	1:18.533	90.72	1.519	15:46:59.448
4 -	<b>49.824</b>	27.850	1:17.674 (2)	91.72	0.660	15:48:17.122
<b>5 -</b>	<b>49.937</b>	<b>27.077</b>	<b>1:17.014 (1)</b>	<b>92.51</b>		<b>15:49:34.136</b>
6 -	50.804	27.349	1:18.153	91.16	1.139	15:50:52.289
7 -	50.789	27.703	1:18.492	90.76	1.478	15:52:10.781
8 -	51.102	27.796	1:18.898	90.30	1.884	15:53:29.679
9 -	50.562	27.599	1:18.161	91.15	1.147	15:54:47.840

Weather / Track : Sunny / Dry

Donington Park National  
Circuit Length = 1.9790 miles  
Start: 15:42 Flag 15:55 End: 15:56

# BMCRC - MRO Championships 2021 - Rnd 5 @ Donington National

Team Respro MRO 600 & DART Motorsport Clubman 600

## RACE 19 - SECTOR ANALYSIS



SECTOR 1 = FL to I1, SECTOR 2 = I1 to FL, DIFF = Difference To Personal Best Lap, P = Crossed Finish Line in Pit Lane, D = Time Disallowed

<b>P25 132 C</b>		<b>Mitchell GILBERT</b>		Suzuki GSXR 600 - The Asap group			
IDEAL LAP TIME : 1:15.356		BEST LAP TIME : 1:15.551		DIFFERENCE : 0.195			
LAP	SECTOR 1	SECTOR 2	LAP TIME	MPH	DIFF	TIME OF DAY	
1 -		26.704	1:21.438	87.48	5.887	15:44:20.914	
2 -	49.394	26.464	1:15.858 (2)	93.92	0.307	15:45:36.772	
3 -	49.300	26.635	1:15.935 (3)	93.82	0.384	15:46:52.707	
4 -	50.093	27.154	1:17.247	92.23	1.696	15:48:09.954	
5 -	50.173	26.743	1:16.916	92.62	1.365	15:49:26.870	
6 -	49.842	<b>26.182</b>	1:16.024	93.71	0.473	15:50:42.894	
7 -	<b>49.174</b>	26.377	<b>1:15.551 (1)</b>	<b>94.30</b>		<b>15:51:58.445</b>	

<b>P26 169 C</b>		<b>Gareth CUNNINGHAM</b>		Yamaha R6 - Right gear motorcycles			
IDEAL LAP TIME : 1:13.259		BEST LAP TIME : 1:13.259		DIFFERENCE : 0.000			
LAP	SECTOR 1	SECTOR 2	LAP TIME	MPH	DIFF	TIME OF DAY	
1 -		26.090	1:18.134	91.18	4.875	15:44:17.610	
2 -	<b>47.498</b>	<b>25.761</b>	<b>1:13.259 (1)</b>	<b>97.25</b>		<b>15:45:30.869</b>	
3 -	47.584	25.768	1:13.352 (2)	97.12	0.093	15:46:44.221	

Weather / Track : Sunny / Dry

Results can be found at [www.tsl-timing.com](http://www.tsl-timing.com)

Page 7 of 7

Donington Park National  
Circuit Length = 1.9790 miles  
Start: 15:42 Flag 15:55 End: 15:56

Printed - 15:57 Sunday, 05 September 2021

# BMCRC - MRO Championships 2021 - Rnd 5 @ Donington National

## Team Respro MRO 600 & DART Motorsport Clubman 600

### RACE 19 - BEST SECTORS

SECTOR 1				SECTOR 2				IDEAL / BEST COMPARISON				
POS	NO	NAME	TIME	NO	NAME	TIME	POS	NO	NAME	IDEAL	BEST	DIFF
									<b>PERFECT LAP</b>	<b>1:12.227</b>		
1	556	FIELDING	46.972	74	GAGG	25.255	1	74	GAGG	1:12.346	1:12.498	0.152
2	56	MILLS	47.085	56	MILLS	25.312	2	556	FIELDING	1:12.396	1:12.396	0.000
3	74	GAGG	47.091	556	FIELDING	25.424	3	56	MILLS	1:12.397	1:12.397	0.000
4	125	STONE	47.251	188	KRAWIECKI	25.489	4	188	KRAWIECKI	1:12.884	1:12.884	0.000
5	188	KRAWIECKI	47.395	231	SIMPSON	25.607	5	125	STONE	1:12.932	1:12.932	0.000
6	169	CUNNINGHAM	47.498	125	STONE	25.681	6	231	SIMPSON	1:13.196	1:13.421	0.225
7	231	SIMPSON	47.589	7	BENSTED	25.685	7	169	CUNNINGHAM	1:13.259	1:13.259	0.000
8	2	GILL	47.990	169	CUNNINGHAM	25.761	8	2	GILL	1:13.763	1:13.881	0.118
9	7	BENSTED	48.126	23	VINES	25.768	9	7	BENSTED	1:13.811	1:13.831	0.020
10	23	VINES	48.162	2	GILL	25.773	10	23	VINES	1:13.930	1:13.930	0.000
11	818	BARKER	48.369	37	LATHAM	25.916	11	37	LATHAM	1:14.301	1:14.381	0.080
12	37	LATHAM	48.385	818	BARKER	26.138	12	818	BARKER	1:14.507	1:14.664	0.157
13	192	MOFFA	48.692	132	GILBERT	26.182	13	192	MOFFA	1:15.071	1:15.100	0.029
14	52	FORBES-COWDRY	48.730	284	SEEDS	26.354	14	60	YOUNGE	1:15.115	1:15.212	0.097
15	60	YOUNGE	48.751	60	YOUNGE	26.364	15	52	FORBES-COWDRY	1:15.168	1:15.231	0.063
16	13	EDMONDSON	48.908	192	MOFFA	26.379	16	132	GILBERT	1:15.356	1:15.551	0.195
17	63	MACE	49.124	52	FORBES-COWDRY	26.438	17	13	EDMONDSON	1:15.450	1:15.808	0.358
18	132	GILBERT	49.174	100	HOWTON	26.501	18	100	HOWTON	1:15.816	1:16.134	0.318
19	100	HOWTON	49.315	13	EDMONDSON	26.542	19	63	MACE	1:15.830	1:16.179	0.349
20	165	HUMPHRIES	49.555	165	HUMPHRIES	26.592	20	165	HUMPHRIES	1:16.147	1:16.620	0.473
21	50	BEHAL	49.824	63	MACE	26.706	21	284	SEEDS	1:16.533	1:17.213	0.680
22	284	SEEDS	50.179	8	SAUNDERS	26.906	22	50	BEHAL	1:16.901	1:17.014	0.113
23	8	SAUNDERS	50.297	43	SALES	26.916	23	8	SAUNDERS	1:17.203	1:17.203	0.000
24	43	SALES	50.475	50	BEHAL	27.077	24	43	SALES	1:17.391	1:17.766	0.375
25	331	BURROWS	50.901	331	BURROWS	27.200	25	331	BURROWS	1:18.101	1:18.191	0.090
26	117	STONARD	53.088	117	STONARD	27.730	26	117	STONARD	1:20.818	1:20.818	0.000

Weather / Track : Sunny / Dry

Results can be found at [www.tsl-timing.com](http://www.tsl-timing.com)

Donington Park National  
Circuit Length = 1.9790 miles  
Start: 15:42 Flag 15:55 End: 15:56

Printed - 15:57 Sunday, 05 September 2021

# BMCRC - MRO Championships 2021 - Rnd 5 @ Donington National

## Team Respro MRO 600 & DART Motorsport Clubman 600

### RACE 19 - STATISTICS

<b>Competitors Started</b>	26
<b>Planned Start</b>	2021-09-05 @ 16:25:00.000
<b>Actual Start</b>	2021-09-05 @ 15:42:59.476
<b>Finish Time</b>	2021-09-05 @ 15:55:10.984
<b>Track Length</b>	1.9790mi.
<b>Total Laps</b>	248
<b>Total Distance Covered</b>	490.8086mi.

#### Session Fastest Lap History

NO	CL	NAME	LAP TIME	TIME OF DAY	LAP	VEHICLE
556	C	Tommy FIELDING	1:13.069	15:45:29.302	2	Yamaha R6
56		Michael MILLS	1:12.713	15:45:29.410	2	Yamaha R6
556	C	Tommy FIELDING	1:12.661	15:46:41.962	3	Yamaha R6
74	C	Steven GAGG	1:12.498	15:47:55.236	4	Yamaha R6
56		Michael MILLS	1:12.397	15:51:32.696	7	Yamaha R6
556	C	Tommy FIELDING	1:12.396	15:51:33.283	7	Yamaha R6

#### Session Leader History

NO	CL	NAME	FROM LAP	LAPS LED	DISTANCE	VEHICLE
556	C	Tommy FIELDING	1	4	7.87 miles	Yamaha R6
56		Michael MILLS	5	6	11.87 miles	Yamaha R6

#### Flag History

TYPE	TIME OF DAY
GREEN	15:42:59.476
FINISH	15:55:10.984

#### Flag Statistics

TYPE	COUNT	TOTAL LAPS	TOTAL TIME
Green	1	10	13:32.225
Red	0	0	0.000
Safety Car	0	0	0.000
FCY	0	0	0.000

# BMCRC - MRO Championships 2021 - Rnd 5 @ Donington National

## Team Respro MRO 600 & DART Motorsport Clubman 600

### RACE 19 - STATISTICS

**CLASS :**

10 Starters

#### Fastest Lap History

NO	NAME	LAP TIME	TIME OF DAY	LAP	VEHICLE
56	Michael MILLS	1:12.713	15:45:29.410	2	Yamaha R6
56	Michael MILLS	1:12.612	15:50:20.299	6	Yamaha R6
56	Michael MILLS	1:12.397	15:51:32.696	7	Yamaha R6

#### Leader History

NO	NAME	FROM LAP	LAPS LED	DISTANCE	VEHICLE
56	Michael MILLS	1	10	19.75 miles	Yamaha R6

# BMCRC - MRO Championships 2021 - Rnd 5 @ Donington National

## Team Respro MRO 600 & DART Motorsport Clubman 600

### RACE 19 - STATISTICS

**CLASS : C**

16 Starters

#### Fastest Lap History

NO	NAME	LAP TIME	TIME OF DAY	LAP	VEHICLE
556	Tommy FIELDING	1:13.069	15:45:29.302	2	Yamaha R6
556	Tommy FIELDING	1:12.661	15:46:41.962	3	Yamaha R6
74	Steven GAGG	1:12.498	15:47:55.236	4	Yamaha R6
556	Tommy FIELDING	1:12.396	15:51:33.283	7	Yamaha R6

#### Leader History

NO	NAME	FROM LAP	LAPS LED	DISTANCE	VEHICLE
556	Tommy FIELDING	1	9	17.77 miles	Yamaha R6
74	Steven GAGG	10	1	1.97 miles	Yamaha R6



# BMCRC-MRO Championships 2021



## **MRO MINITWINS** supported by **PROPERLY PROTECTED**

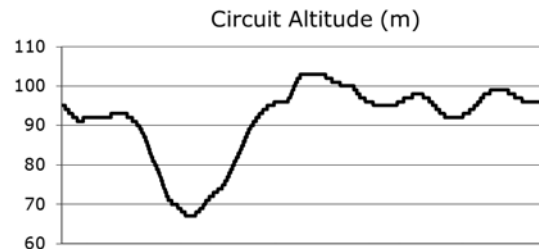
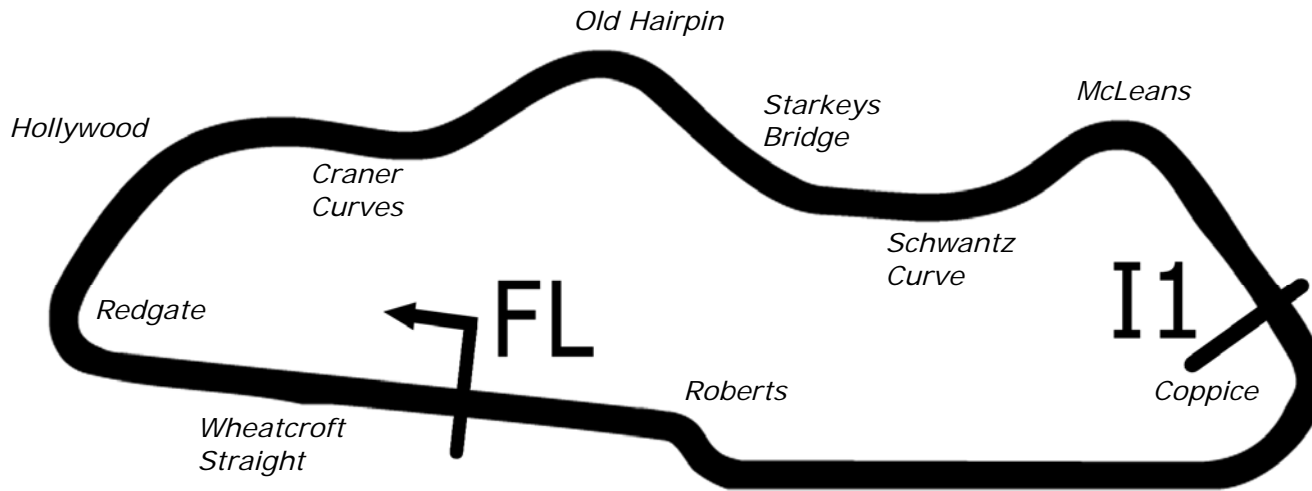
**Donington Park National**

**4<sup>th</sup> / 5<sup>th</sup> September 2021**



Results Provided by Timing Solutions Ltd  
[www.tsl-timing.com](http://www.tsl-timing.com)

# Donington Park National



Length	1.9790 miles	3185.0 m	
FL		52.82971 N	1.37867 W
I1	2096m	52.82978 N	1.36508 W
Pit Entry	3100m	52.82951 N	1.37832 W
Pit Exit	229m after FL	52.82996 N	1.38205 W
Pit Entry–Pit Exit 256m, 18.4s @50kph, 15.3s @60kph			

All results available at [www.tsl-timing.com](http://www.tsl-timing.com)

# BMCRC - MRO Championships 2021 - Rnd 5 @ Donington National



## MRO Minitwins

### QUALIFYING - CLASSIFICATION

POS	NO	NAME	ENTRY	TIME	ON	LAPS	GAP	DIFF	MPH
1	95	John REYNOLDS	Suzuki SV650 - Fins Motorcycles	1:17.228	3	4			92.25
2	78	Keith POVAH	Suzuki SV650 - Instagram @crap.sack give us a follow!	1:17.625	3	3	0.397	0.397	91.78
3	661	Cameron HARRIS	Suzuki SV650 - HARRIS PERFORMANCE	1:17.736	3	5	0.508	0.111	91.65
4	232	Matt WETHERELL	Suzuki SV650 - MSG Racing/Lamonde.com/FWR Tyres	1:17.790	3	4	0.562	0.054	91.58
5	96	Dan HARRIS	Suzuki SV650 - HP Racing	1:18.743	3	4	1.515	0.953	90.47
6	16	Martin COOPER	Suzuki SV650 -	1:19.447	3	4	2.219	0.704	89.67
7	184	David TWYFORD	Suzuki SV650 -	1:19.544	3	4	2.316	0.097	89.56
8	710	Craig HENSTOCK	Suzuki SV650 - Alheavy Ltd / Kronos Threat Managem	1:19.668	2	3	2.440	0.124	89.42
9	66	Mitch DUCRAN	Suzuki SV650 - JP Haulage	1:20.110	3	5	2.882	0.442	88.93
10	19	Kevin LILLEY	Suzuki SV650 - Trafalgar Cleaning Eqpt. / Steve Jordar	1:20.244	3	5	3.016	0.134	88.78
11	97	Alex MANN	Suzuki SV650 - TT50 Cars,Michael Jones Jewellers,De	1:20.719	3	5	3.491	0.475	88.26
12	58	James SHEEHAN	Suzuki SV650 - Sheehan Racing	1:20.773	3	4	3.545	0.054	88.20
13	5	Barry MANTELL	Suzuki SV650 S - Swedish car connection	1:21.062	3	5	3.834	0.289	87.89
14	112	James NAGY	Suzuki SV650 -	1:21.083	3	4	3.855	0.021	87.86
15	23	Claire BECKETT	Suzuki SV650 - P Sheils & Sons	1:22.418	2	5	5.190	1.335	86.44
16	34	Andrew JOHNSON	Suzuki SV650 - Rose & Charlie Racing	1:22.765	3	5	5.537	0.347	86.08
17	81	Malvern MAY	Suzuki SV650 -	1:22.851	3	5	5.623	0.086	85.99
18	84	Ricardo BRANCO	Suzuki SV650 - IMP Racing	1:23.057	3	5	5.829	0.206	85.78
19	159	Benn RIDGWELL	Suzuki SV650 - Ridgely Racing	1:23.369	3	4	6.141	0.312	85.45
20	99	Lee ELLIS	Suzuki SV650 -	1:23.444	3	4	6.216	0.075	85.38
21	170	David CRAMPTON	Suzuki SV650 -	1:23.533	3	5	6.305	0.089	85.29
22	11	Darren O'LEARY	Suzuki SV650 - Yusha Racing	1:23.581	3	5	6.353	0.048	85.24
23	40	Simon WILKINSON	Suzuki SV650 - S P Wilkinson Engineering Ltd	1:24.037	3	5	6.809	0.456	84.77
24	561	David LESLIE	Suzuki SV650 -	1:24.137	3	5	6.909	0.100	84.67
25	144	Nick CRONIN	Suzuki SV650 -	1:24.354	3	5	7.126	0.217	84.46
26	189	Mark LAWSON	Suzuki SV650 - Crawfords metal detectors	1:24.431	3	5	7.203	0.077	84.38
27	53	Roger PARKES	Suzuki SV650 - Simply Owners Ltd	1:24.463	3	5	7.235	0.032	84.35
28	91	Ben WEST	Suzuki SV650 - RV2 power	1:24.610	3	5	7.382	0.147	84.20
29	140	Luke LAWSON	Suzuki SV650 - Lpl plastering and maintenance	1:26.617	2	3	9.389	2.007	82.25
30	47	Tristan BOHANAN	Suzuki SV650 - Myself	1:29.176	2	5	11.948	2.559	79.89
31	274	Peter HORNE	Suzuki SV650 -	1:29.429	3	3	12.201	0.253	79.66
32	138	Craig JARMIN	Suzuki SV650 - BK Racing	1:29.579	2	5	12.351	0.150	79.53
33	70	Vanessa GILLAM	Suzuki SV650 - No More Straps Ltd	1:34.804	2	3	17.576	5.225	75.15
34	15	Dale BREW	Suzuki SV650 - Ayre Mowers Ltd	1:34.894	2	2	17.666	0.090	75.08
35	555	Steven PRITCHARD	Suzuki SV650 -	1:37.234	2	5	20.006	2.340	73.27
36	169	Robert MILES	Suzuki SV650 - the bike shop long eaton	1:38.784	2	2	21.556	1.550	72.12

Weather / Track : Cloudy / Dry

These results are provisional until the conclusion of any judicial and technical matters.

Donington Park National  
Circuit Length = 1.9790 miles  
Start: 11:20 Flag 11:40 End: 11:40

Clerk Of Course :	Stewards :	Timekeeper :
-------------------	------------	--------------

Results can be found at [www.tsl-timing.com](http://www.tsl-timing.com)

Printed - 11:41 Saturday, 04 September 2021



# BMCRC - MRO Championships 2021 - Rnd 5 @ Donington National

## MRO Minitwins

### QUALIFYING - SECTOR ANALYSIS



SECTOR 1 = FL to I1, SECTOR 2 = I1 to FL, DIFF = Difference To Personal Best Lap, P = Crossed Finish Line in Pit Lane, D = Time Disallowed

P1 95		John REYNOLDS		Suzuki SV650 - Fins Motorcycles		
IDEAL LAP TIME : 1:16.686		BEST LAP TIME : 1:17.228		DIFFERENCE : 0.542		
LAP	SECTOR 1	SECTOR 2	LAP TIME	MPH	DIFF	TIME OF DAY
1 -	51.820	27.563	1:19.383 (3)	89.75	2.155	11:21:59.820
2 -	50.574	<b>26.856</b>	1:17.430 (2)	92.01	0.202	11:23:17.250
3 -	50.173	27.055	<b>1:17.228 (1)</b>	<b>92.25</b>		<b>11:24:34.478</b>
4 -	5:50.085	28.975	14:38.284	8.11	13:21.056	11:39:12.762

P2 78		Keith POVAH		Suzuki SV650 - Instagram @crap.sack give us a follow!		
IDEAL LAP TIME : 1:17.262		BEST LAP TIME : 1:17.625		DIFFERENCE : 0.363		
LAP	SECTOR 1	SECTOR 2	LAP TIME	MPH	DIFF	TIME OF DAY
1 -	55.714	28.315	1:24.029 (3)	84.78	6.404	11:22:17.572
2 -	51.365	27.212	1:18.577 (2)	90.67	0.952	11:23:36.149
3 -	50.699	<b>26.926</b>	<b>1:17.625 (1)</b>	<b>91.78</b>		<b>11:24:53.774</b>

P3 661		Cameron HARRIS		Suzuki SV650 - HARRIS PERFORMANCE		
IDEAL LAP TIME : 1:17.402		BEST LAP TIME : 1:17.736		DIFFERENCE : 0.334		
LAP	SECTOR 1	SECTOR 2	LAP TIME	MPH	DIFF	TIME OF DAY
1 -	51.807	27.570	1:19.377 (3)	89.75	1.641	11:22:01.060
2 -	50.627	27.273	1:17.900 (2)	91.45	0.164	11:23:18.960
3 -	50.526	<b>27.210</b>	<b>1:17.736 (1)</b>	<b>91.65</b>		<b>11:24:36.696</b>
4 -	12:39.502	29.797	14:29.440	8.19	13:11.704	11:39:06.136
5 -	52.503	IN PIT	1:35.016 P	74.98	17.280	11:40:41.152

P4 232		Matt WETHERELL		Suzuki SV650 - MSG Racing/Lamonde.com/FWR Tyres		
IDEAL LAP TIME : 1:17.358		BEST LAP TIME : 1:17.790		DIFFERENCE : 0.432		
LAP	SECTOR 1	SECTOR 2	LAP TIME	MPH	DIFF	TIME OF DAY
1 -	54.366	28.034	1:22.400 (3)	86.46	4.610	11:22:17.017
2 -	51.173	27.205	1:18.378 (2)	90.90	0.588	11:23:35.395
3 -	50.723	<b>27.067</b>	<b>1:17.790 (1)</b>	<b>91.58</b>		<b>11:24:53.185</b>
4 -		29.137	14:09.586	8.38	12:51.796	11:39:02.771

P5 96		Dan HARRIS		Suzuki SV650 - HP Racing		
IDEAL LAP TIME : 1:18.743		BEST LAP TIME : 1:18.743		DIFFERENCE : 0.000		
LAP	SECTOR 1	SECTOR 2	LAP TIME	MPH	DIFF	TIME OF DAY
1 -	54.525	29.356	1:23.881 (3)	84.93	5.138	11:22:19.286
2 -	51.591	27.834	1:19.425 (2)	89.70	0.682	11:23:38.711
3 -	<b>51.248</b>	<b>27.495</b>	<b>1:18.743 (1)</b>	<b>90.47</b>		<b>11:24:57.454</b>
4 -	12:04.749	28.745	14:17.279	8.31	12:58.536	11:39:14.733

P6 16		Martin COOPER		Suzuki SV650 -		
IDEAL LAP TIME : 1:19.447		BEST LAP TIME : 1:19.447		DIFFERENCE : 0.000		
LAP	SECTOR 1	SECTOR 2	LAP TIME	MPH	DIFF	TIME OF DAY
1 -	54.639	29.092	1:23.731 (3)	85.08	4.284	11:22:06.043
2 -	52.430	28.012	1:20.442 (2)	88.56	0.995	11:23:26.485
3 -	<b>51.686</b>	<b>27.761</b>	<b>1:19.447 (1)</b>	<b>89.67</b>		<b>11:24:45.932</b>
4 -	OUTLAP	31.507	15:00.919	7.90	13:41.472	11:39:46.851

P7 184		David TWYFORD		Suzuki SV650 -		
IDEAL LAP TIME : 1:19.472		BEST LAP TIME : 1:19.544		DIFFERENCE : 0.072		
LAP	SECTOR 1	SECTOR 2	LAP TIME	MPH	DIFF	TIME OF DAY
1 -	55.784	28.750	1:24.534 (3)	84.28	4.990	11:22:20.137
2 -	52.488	27.982	1:20.470 (2)	88.53	0.926	11:23:40.607
3 -	51.683	<b>27.861</b>	<b>1:19.544 (1)</b>	<b>89.56</b>		<b>11:25:00.151</b>
4 -	OUTLAP	33.304	14:44.891	8.05	13:25.347	11:39:45.042

Weather / Track : Cloudy / Dry

Donington Park National  
Circuit Length = 1.9790 miles  
Start: 11:20 Flag 11:40 End: 11:40

# BMCRC - MRO Championships 2021 - Rnd 5 @ Donington National

## MRO Minitwins

### QUALIFYING - SECTOR ANALYSIS



SECTOR 1 = FL to I1, SECTOR 2 = I1 to FL, DIFF = Difference To Personal Best Lap, P = Crossed Finish Line in Pit Lane, D = Time Disallowed

P8 710		Craig HENSTOCK		Suzuki SV650 - Alheavy Ltd / Kronos Threat Management		
IDEAL LAP TIME : 1:18.880		BEST LAP TIME : 1:19.668		DIFFERENCE : 0.788		
LAP	SECTOR 1	SECTOR 2	LAP TIME	MPH	DIFF	TIME OF DAY
1 -	OUTLAP	28.474	1:34.320	75.53	14.652	11:23:51.955
2 -	51.878	<b>27.790</b>	<b>1:19.668 (1)</b>	<b>89.42</b>		<b>11:25:11.623</b>
3 -	5:43.424	28.955	14:03.559 (2)	8.44	12:43.891	11:39:15.182

P9 66		Mitch DUCRAN		Suzuki SV650 - JP Haulage		
IDEAL LAP TIME : 1:20.110		BEST LAP TIME : 1:20.110		DIFFERENCE : 0.000		
LAP	SECTOR 1	SECTOR 2	LAP TIME	MPH	DIFF	TIME OF DAY
1 -	55.267	29.205	1:24.472 (3)	84.34	4.362	11:22:19.518
2 -	52.266	27.979	1:20.245 (2)	88.78	0.135	11:23:39.763
3 -	<b>52.201</b>	<b>27.909</b>	<b>1:20.110 (1)</b>	<b>88.93</b>		<b>11:24:59.873</b>
4 -			12:49.197	9.26	11:29.087	11:37:49.070
5 -	1:02.080	33.963	1:36.043	74.18	15.933	11:39:25.113

P10 19		Kevin LILLEY		Suzuki SV650 - Trafalgar Cleaning Eqpt. / Steve Jordan Motorcy		
IDEAL LAP TIME : 1:20.244		BEST LAP TIME : 1:20.244		DIFFERENCE : 0.000		
LAP	SECTOR 1	SECTOR 2	LAP TIME	MPH	DIFF	TIME OF DAY
1 -	56.345	29.385	1:25.730 (3)	83.10	5.486	11:22:22.699
2 -	53.806	28.393	1:22.199 (2)	86.67	1.955	11:23:44.898
3 -	<b>52.148</b>	<b>28.096</b>	<b>1:20.244 (1)</b>	<b>88.78</b>		<b>11:25:05.142</b>
4 -	52.765	12:01.257	12:54.022	9.20	11:33.778	11:37:59.164
5 -	1:00.239	31.211	1:31.450	77.90	11.206	11:39:30.614

P11 97		Alex MANN		Suzuki SV650 - TT50 Cars, Michael Jones Jewellers, Denham He		
IDEAL LAP TIME : 1:20.719		BEST LAP TIME : 1:20.719		DIFFERENCE : 0.000		
LAP	SECTOR 1	SECTOR 2	LAP TIME	MPH	DIFF	TIME OF DAY
1 -	55.290	30.591	1:25.881 (3)	82.95	5.162	11:22:23.087
2 -	53.895	29.046	1:22.941 (2)	85.90	2.222	11:23:46.028
3 -	<b>52.582</b>	<b>28.137</b>	<b>1:20.719 (1)</b>	<b>88.26</b>		<b>11:25:06.747</b>
4 -	54.947	11:56.935	12:51.882	9.23	11:31.163	11:37:58.629
5 -	59.402	IN PIT	1:37.497 P	73.07	16.778	11:39:36.126

P12 58		James SHEEHAN		Suzuki SV650 - Sheehan Racing		
IDEAL LAP TIME : 1:20.426		BEST LAP TIME : 1:20.773		DIFFERENCE : 0.347		
LAP	SECTOR 1	SECTOR 2	LAP TIME	MPH	DIFF	TIME OF DAY
1 -	55.203	28.940	1:24.143 (3)	84.67	3.370	11:22:31.147
2 -	53.501	28.807	1:22.308 (2)	86.56	1.535	11:23:53.455
3 -	52.736	<b>28.037</b>	<b>1:20.773 (1)</b>	<b>88.20</b>		<b>11:25:14.228</b>
4 -	5:48.110	29.758	14:02.998	8.45	12:42.225	11:39:17.226

P13 5		Barry MANTELL		Suzuki SV650 S - Swedish car connection		
IDEAL LAP TIME : 1:21.062		BEST LAP TIME : 1:21.062		DIFFERENCE : 0.000		
LAP	SECTOR 1	SECTOR 2	LAP TIME	MPH	DIFF	TIME OF DAY
1 -	57.869	29.318	1:27.187 (3)	81.71	6.125	11:22:35.335
2 -	55.126	29.264	1:24.390 (2)	84.42	3.328	11:23:59.725
3 -	<b>53.253</b>	<b>27.809</b>	<b>1:21.062 (1)</b>	<b>87.89</b>		<b>11:25:20.787</b>
4 -	1:02.180	11:36.313	12:38.493	9.39	11:17.431	11:37:59.280
5 -	59.791	31.216	1:31.007	78.28	9.945	11:39:30.287

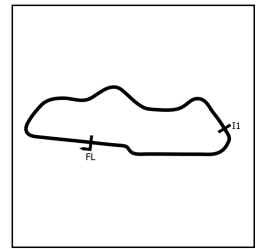
Weather / Track : Cloudy / Dry

Donington Park National  
Circuit Length = 1.9790 miles  
Start: 11:20 Flag 11:40 End: 11:40

# BMCRC - MRO Championships 2021 - Rnd 5 @ Donington National

## MRO Minitwins

### QUALIFYING - SECTOR ANALYSIS



SECTOR 1 = FL to I1, SECTOR 2 = I1 to FL, DIFF = Difference To Personal Best Lap, P = Crossed Finish Line in Pit Lane, D = Time Disallowed

P14 112		James NAGY		Suzuki SV650 -		
IDEAL LAP TIME : 1:21.083		BEST LAP TIME : 1:21.083		DIFFERENCE : 0.000		
LAP	SECTOR 1	SECTOR 2	LAP TIME	MPH	DIFF	TIME OF DAY
1 -	56.885	29.077	1:25.962 (3)	82.88	4.879	11:22:35.049
2 -	54.551	29.437	1:23.988 (2)	84.82	2.905	11:23:59.037
3 -	<b>52.902</b>	<b>28.181</b>	<b>1:21.083 (1)</b>	<b>87.86</b>		<b>11:25:20.120</b>
4 -	59.417	11:29.171	12:28.588	9.51	11:07.505	11:37:48.708

P15 23		Claire BECKETT		Suzuki SV650 - P Sheils & Sons		
IDEAL LAP TIME : 1:22.418		BEST LAP TIME : 1:22.418		DIFFERENCE : 0.000		
LAP	SECTOR 1	SECTOR 2	LAP TIME	MPH	DIFF	TIME OF DAY
1 -	55.807	29.172	1:24.979 (3)	83.84	2.561	11:22:06.822
2 -	<b>53.637</b>	<b>28.781</b>	<b>1:22.418 (1)</b>	<b>86.44</b>		<b>11:23:29.240</b>
3 -	54.754	29.384	1:24.138 (2)	84.67	1.720	11:24:53.378
4 -	55.436	11:58.735	12:54.171	9.20	11:31.753	11:37:47.549
5 -	1:03.476	33.203	1:36.679	73.69	14.261	11:39:24.228

P16 34		Andrew JOHNSON		Suzuki SV650 - Rose & Charlie Racing		
IDEAL LAP TIME : 1:22.765		BEST LAP TIME : 1:22.765		DIFFERENCE : 0.000		
LAP	SECTOR 1	SECTOR 2	LAP TIME	MPH	DIFF	TIME OF DAY
1 -	58.152	30.024	1:28.176 (3)	80.80	5.411	11:22:27.408
2 -	57.282	29.587	1:26.869 (2)	82.01	4.104	11:23:54.277
3 -	<b>53.905</b>	<b>28.860</b>	<b>1:22.765 (1)</b>	<b>86.08</b>		<b>11:25:17.042</b>
4 -	1:00.310	11:41.910	12:42.220	9.34	11:19.455	11:37:59.262
5 -	1:01.307	31.506	1:32.813	76.76	10.048	11:39:32.075

P17 81		Malvern MAY		Suzuki SV650 -		
IDEAL LAP TIME : 1:22.851		BEST LAP TIME : 1:22.851		DIFFERENCE : 0.000		
LAP	SECTOR 1	SECTOR 2	LAP TIME	MPH	DIFF	TIME OF DAY
1 -	56.439	29.448	1:25.887 (2)	82.95	3.036	11:22:35.740
2 -	57.253	29.659	1:26.912 (3)	81.97	4.061	11:24:02.652
3 -	<b>53.707</b>	<b>29.144</b>	<b>1:22.851 (1)</b>	<b>85.99</b>		<b>11:25:25.503</b>
4 -	1:02.335	11:33.121	12:35.456	9.43	11:12.605	11:38:00.959
5 -	1:02.702	32.510	1:35.212	74.82	12.361	11:39:36.171

P18 84		Ricardo BRANCO		Suzuki SV650 - IMP Racing		
IDEAL LAP TIME : 1:23.057		BEST LAP TIME : 1:23.057		DIFFERENCE : 0.000		
LAP	SECTOR 1	SECTOR 2	LAP TIME	MPH	DIFF	TIME OF DAY
1 -	57.355	29.616	1:26.971 (3)	81.91	3.914	11:22:36.324
2 -	54.896	29.484	1:24.380 (2)	84.43	1.323	11:24:00.704
3 -	<b>54.054</b>	<b>29.003</b>	<b>1:23.057 (1)</b>	<b>85.78</b>		<b>11:25:23.761</b>
4 -	1:03.144	11:33.151	12:36.295	9.42	11:13.238	11:38:00.056
5 -	1:01.811	31.857	1:33.668	76.06	10.611	11:39:33.724

P19 159		Benn RIDGWELL		Suzuki SV650 - Ridgely Racing		
IDEAL LAP TIME : 1:23.369		BEST LAP TIME : 1:23.369		DIFFERENCE : 0.000		
LAP	SECTOR 1	SECTOR 2	LAP TIME	MPH	DIFF	TIME OF DAY
1 -	58.851	30.445	1:29.296 (3)	79.78	5.927	11:22:26.449
2 -	56.002	29.590	1:25.592 (2)	83.23	2.223	11:23:52.041
3 -	<b>54.502</b>	<b>28.867</b>	<b>1:23.369 (1)</b>	<b>85.45</b>		<b>11:25:15.410</b>
4 -	9:24.527	31.591	14:12.267	8.35	12:48.898	11:39:27.677

Weather / Track : Cloudy / Dry

Donington Park National  
Circuit Length = 1.9790 miles  
Start: 11:20 Flag 11:40 End: 11:40

# BMCRC - MRO Championships 2021 - Rnd 5 @ Donington National

## MRO Minitwins

### QUALIFYING - SECTOR ANALYSIS



SECTOR 1 = FL to I1, SECTOR 2 = I1 to FL, DIFF = Difference To Personal Best Lap, P = Crossed Finish Line in Pit Lane, D = Time Disallowed

P20 99		Lee ELLIS		Suzuki SV650 -			
IDEAL LAP TIME : 1:23.320		BEST LAP TIME : 1:23.444		DIFFERENCE : 0.124			
LAP	SECTOR 1	SECTOR 2	LAP TIME	MPH	DIFF	TIME OF DAY	
1 -	56.667	29.818	1:26.485 (3)	82.38	3.041	11:22:30.932	
2 -	55.634	29.621	1:25.255 (2)	83.56	1.811	11:23:56.187	
3 -	53.999	<b>29.445</b>	<b>1:23.444 (1)</b>	<b>85.38</b>		<b>11:25:19.631</b>	
4 -	3:00.254	30.092	13:57.838	8.50	12:34.394	11:39:17.469	

P21 170		David CRAMPTON		Suzuki SV650 -			
IDEAL LAP TIME : 1:23.000		BEST LAP TIME : 1:23.533		DIFFERENCE : 0.533			
LAP	SECTOR 1	SECTOR 2	LAP TIME	MPH	DIFF	TIME OF DAY	
1 -	58.134	30.306	1:28.440 (3)	80.55	4.907	11:22:36.774	
2 -	55.624	<b>29.046</b>	1:24.670 (2)	84.14	1.137	11:24:01.444	
3 -	<b>53.954</b>	29.579	<b>1:23.533 (1)</b>	<b>85.29</b>		<b>11:25:24.977</b>	
4 -	1:03.528	11:32.529	12:36.057	9.42	11:12.524	11:38:01.034	
5 -	1:04.149	34.229	1:38.378	72.42	14.845	11:39:39.412	

P22 11		Darren O'LEARY		Suzuki SV650 - Yusha Racing			
IDEAL LAP TIME : 1:23.581		BEST LAP TIME : 1:23.581		DIFFERENCE : 0.000			
LAP	SECTOR 1	SECTOR 2	LAP TIME	MPH	DIFF	TIME OF DAY	
1 -	56.581	29.782	1:26.363 (3)	82.49	2.782	11:22:33.262	
2 -	55.644	30.584	1:26.228 (2)	82.62	2.647	11:23:59.490	
3 -	<b>54.238</b>	<b>29.343</b>	<b>1:23.581 (1)</b>	<b>85.24</b>		<b>11:25:23.071</b>	
4 -	1:02.285	11:33.410	12:35.695	9.42	11:12.114	11:37:58.766	
5 -	1:05.440	35.118	1:40.558	70.85	16.977	11:39:39.324	

P23 40		Simon WILKINSON		Suzuki SV650 - S P Wilkinson Engineering Ltd			
IDEAL LAP TIME : 1:23.746		BEST LAP TIME : 1:24.037		DIFFERENCE : 0.291			
LAP	SECTOR 1	SECTOR 2	LAP TIME	MPH	DIFF	TIME OF DAY	
1 -	58.801	30.546	1:29.347 (3)	79.74	5.310	11:22:26.819	
2 -	57.371	<b>29.019</b>	1:26.390 (2)	82.47	2.353	11:23:53.209	
3 -	<b>54.727</b>	29.310	<b>1:24.037 (1)</b>	<b>84.77</b>		<b>11:25:17.246</b>	
4 -	1:01.680	11:30.255	12:31.935	9.47	11:07.898	11:37:49.181	
5 -	1:02.377	31.480	1:33.857	75.90	9.820	11:39:23.038	

P24 561		David LESLIE		Suzuki SV650 -			
IDEAL LAP TIME : 1:24.137		BEST LAP TIME : 1:24.137		DIFFERENCE : 0.000			
LAP	SECTOR 1	SECTOR 2	LAP TIME	MPH	DIFF	TIME OF DAY	
1 -	58.402	31.028	1:29.430 (3)	79.66	5.293	11:22:24.090	
2 -	56.471	29.281	1:25.752 (2)	83.08	1.615	11:23:49.842	
3 -	<b>55.082</b>	<b>29.055</b>	<b>1:24.137 (1)</b>	<b>84.67</b>		<b>11:25:13.979</b>	
4 -	59.282	11:46.698	12:45.980	9.30	11:21.843	11:37:59.959	
5 -	1:02.244	30.673	1:32.917	76.67	8.780	11:39:32.876	

P25 144		Nick CRONIN		Suzuki SV650 -			
IDEAL LAP TIME : 1:24.354		BEST LAP TIME : 1:24.354		DIFFERENCE : 0.000			
LAP	SECTOR 1	SECTOR 2	LAP TIME	MPH	DIFF	TIME OF DAY	
1 -	57.497	30.790	1:28.287 (3)	80.69	3.933	11:22:24.582	
2 -	56.753	31.098	1:27.851 (2)	81.09	3.497	11:23:52.433	
3 -	<b>55.087</b>	<b>29.267</b>	<b>1:24.354 (1)</b>	<b>84.46</b>		<b>11:25:16.787</b>	
4 -	1:01.059	11:42.239	12:43.298	9.33	11:18.944	11:38:00.085	
5 -	1:04.545	34.740	1:39.285	71.75	14.931	11:39:39.370	

Weather / Track : Cloudy / Dry

Donington Park National  
Circuit Length = 1.9790 miles  
Start: 11:20 Flag 11:40 End: 11:40

# BMCRC - MRO Championships 2021 - Rnd 5 @ Donington National

## MRO Minitwins

### QUALIFYING - SECTOR ANALYSIS



SECTOR 1 = FL to I1, SECTOR 2 = I1 to FL, DIFF = Difference To Personal Best Lap, P = Crossed Finish Line in Pit Lane, D = Time Disallowed

P26 189		Mark LAWSON		Suzuki SV650 - Crawfords metal detectors			
IDEAL LAP TIME : 1:24.431		BEST LAP TIME : 1:24.431		DIFFERENCE : 0.000			
LAP	SECTOR 1	SECTOR 2	LAP TIME	MPH	DIFF	TIME OF DAY	
1 -	1:01.725	30.097	1:31.822 (3)	77.59	7.391	11:22:19.431	
2 -	57.247	29.018	1:26.265 (2)	82.59	1.834	11:23:45.696	
3 -	<b>55.585</b>	<b>28.846</b>	<b>1:24.431 (1)</b>	<b>84.38</b>		<b>11:25:10.127</b>	
4 -	57.805	11:40.600	12:38.405	9.39	11:13.974	11:37:48.532	
5 -	1:05.426	31.304	1:36.730	73.65	12.299	11:39:25.262	

P27 53		Roger PARKES		Suzuki SV650 - Simply Owners Ltd			
IDEAL LAP TIME : 1:24.463		BEST LAP TIME : 1:24.463		DIFFERENCE : 0.000			
LAP	SECTOR 1	SECTOR 2	LAP TIME	MPH	DIFF	TIME OF DAY	
1 -	58.514	29.677	1:28.191 (2)	80.78	3.728	11:22:14.490	
2 -	56.407	38.092	1:34.499 (3)	75.39	10.036	11:23:48.989	
3 -	<b>55.349</b>	<b>29.114</b>	<b>1:24.463 (1)</b>	<b>84.35</b>		<b>11:25:13.452</b>	
4 -	58.157	11:38.976	12:37.133	9.41	11:12.670	11:37:50.585	
5 -	1:03.842	31.106	1:34.948	75.03	10.485	11:39:25.533	

P28 91		Ben WEST		Suzuki SV650 - RV2 power			
IDEAL LAP TIME : 1:24.514		BEST LAP TIME : 1:24.610		DIFFERENCE : 0.096			
LAP	SECTOR 1	SECTOR 2	LAP TIME	MPH	DIFF	TIME OF DAY	
1 -	1:01.219	32.100	1:33.319 (3)	76.34	8.709	11:22:21.369	
2 -	56.045	<b>29.330</b>	1:25.375 (2)	83.45	0.765	11:23:46.744	
3 -	<b>55.184</b>	29.426	<b>1:24.610 (1)</b>	<b>84.20</b>		<b>11:25:11.354</b>	
4 -			12:37.579	9.40	11:12.969	11:37:48.933	
5 -	1:04.750	31.731	1:36.481	73.84	11.871	11:39:25.414	

P29 140		Luke LAWSON		Suzuki SV650 - Lpl plastering and maintenance			
IDEAL LAP TIME : 1:26.281		BEST LAP TIME : 1:26.617		DIFFERENCE : 0.336			
LAP	SECTOR 1	SECTOR 2	LAP TIME	MPH	DIFF	TIME OF DAY	
1 -	1:01.640	30.771	1:32.411 (3)	77.09	5.794	11:22:18.992	
2 -	<b>56.260</b>	30.357	<b>1:26.617 (1)</b>	<b>82.25</b>		<b>11:23:45.609</b>	
3 -	58.203	<b>30.021</b>	1:28.224 (2)	80.75	1.607	11:25:13.833	

P30 47		Tristan BOHANAN		Suzuki SV650 - Myself			
IDEAL LAP TIME : 1:27.882		BEST LAP TIME : 1:29.176		DIFFERENCE : 1.294			
LAP	SECTOR 1	SECTOR 2	LAP TIME	MPH	DIFF	TIME OF DAY	
1 -	59.102	<b>30.389</b>	1:29.491 (2)	79.61	0.315	11:22:38.739	
2 -	<b>57.493</b>	31.683	<b>1:29.176 (1)</b>	<b>79.89</b>		<b>11:24:07.915</b>	
3 -	57.799	31.977	1:29.776 (3)	79.36	0.600	11:25:37.691	
4 -	1:21.181	11:02.604	12:23.785	9.57	10:54.609	11:38:01.476	
5 -	1:05.229	33.885	1:39.114	71.88	9.938	11:39:40.590	

P31 274		Peter HORNE		Suzuki SV650 -			
IDEAL LAP TIME : 1:29.429		BEST LAP TIME : 1:29.429		DIFFERENCE : 0.000			
LAP	SECTOR 1	SECTOR 2	LAP TIME	MPH	DIFF	TIME OF DAY	
1 -	1:04.978	32.945	1:37.923 (3)	72.75	8.494	11:22:22.679	
2 -	1:01.757	31.129	1:32.886 (2)	76.70	3.457	11:23:55.565	
3 -	<b>58.474</b>	<b>30.955</b>	<b>1:29.429 (1)</b>	<b>79.66</b>		<b>11:25:24.994</b>	

Weather / Track : Cloudy / Dry

Donington Park National  
Circuit Length = 1.9790 miles  
Start: 11:20 Flag 11:40 End: 11:40



# BMCRC - MRO Championships 2021 - Rnd 5 @ Donington National

## MRO Minitwins

### QUALIFYING - SECTOR ANALYSIS



SECTOR 1 = FL to I1, SECTOR 2 = I1 to FL, DIFF = Difference To Personal Best Lap, P = Crossed Finish Line in Pit Lane, D = Time Disallowed

<b>P32 138</b>		<b>Craig JARMIN</b>		Suzuki SV650 - BK Racing		
IDEAL LAP TIME : 1:29.579		BEST LAP TIME : 1:29.579		DIFFERENCE : 0.000		
LAP	SECTOR 1	SECTOR 2	LAP TIME	MPH	DIFF	TIME OF DAY
1 -	1:00.819	31.101	1:31.920 (2)	77.50	2.341	11:22:32.736
2 -	<b>58.927</b>	<b>30.652</b>	<b>1:29.579 (1)</b>	<b>79.53</b>		<b>11:24:02.315</b>
3 -	59.801	33.046	1:32.847 (3)	76.73	3.268	11:25:35.162
4 -	1:06.087	11:19.899	12:25.986	9.55	10:56.407	11:38:01.148
5 -	1:07.035	33.514	1:40.549	70.85	10.970	11:39:41.697

<b>P33 70</b>		<b>Vanessa GILLAM</b>		Suzuki SV650 - No More Straps Ltd		
IDEAL LAP TIME : 1:34.196		BEST LAP TIME : 1:34.804		DIFFERENCE : 0.608		
LAP	SECTOR 1	SECTOR 2	LAP TIME	MPH	DIFF	TIME OF DAY
1 -	1:03.641	<b>32.138</b>	1:35.779 (2)	74.38	0.975	11:22:34.397
2 -	<b>1:02.058</b>	32.746	<b>1:34.804 (1)</b>	<b>75.15</b>		<b>11:24:09.201</b>
3 -	12:59.624	IN PIT	15:23.332 P	7.71	13:48.528	11:39:32.533

<b>P34 15</b>		<b>Dale BREW</b>		Suzuki SV650 - Ayre Mowers Ltd		
IDEAL LAP TIME : 1:33.338		BEST LAP TIME : 1:34.894		DIFFERENCE : 1.556		
LAP	SECTOR 1	SECTOR 2	LAP TIME	MPH	DIFF	TIME OF DAY
1 -	1:04.291	32.194	1:36.485 (2)	73.84	1.591	11:22:23.981
2 -	1:02.743	<b>32.151</b>	<b>1:34.894 (1)</b>	<b>75.08</b>		<b>11:23:58.875</b>

<b>P35 555</b>		<b>Steven PRITCHARD</b>		Suzuki SV650 -		
IDEAL LAP TIME : 1:36.152		BEST LAP TIME : 1:37.234		DIFFERENCE : 1.082		
LAP	SECTOR 1	SECTOR 2	LAP TIME	MPH	DIFF	TIME OF DAY
1 -	1:04.630	33.187	1:37.817 (2)	72.83	0.583	11:22:22.289
2 -	1:04.155	<b>33.079</b>	<b>1:37.234 (1)</b>	<b>73.27</b>		<b>11:23:59.523</b>
3 -	<b>1:03.073</b>	36.747	1:39.820 (3)	71.37	2.586	11:25:39.343
4 -	1:23.495	11:00.278	12:23.773	9.57	10:46.539	11:38:03.116
5 -	1:13.261	37.881	1:51.142	64.10	13.908	11:39:54.258

<b>P36 169</b>		<b>Robert MILES</b>		Suzuki SV650 - the bike shop long eaton		
IDEAL LAP TIME : 1:37.118		BEST LAP TIME : 1:38.784		DIFFERENCE : 1.666		
LAP	SECTOR 1	SECTOR 2	LAP TIME	MPH	DIFF	TIME OF DAY
1 -	1:09.384	34.542	1:43.926 (2)	68.55	5.142	11:22:30.117
2 -	1:05.525	<b>33.259</b>	<b>1:38.784 (1)</b>	<b>72.12</b>		<b>11:24:08.901</b>

Weather / Track : Cloudy / Dry

Donington Park National  
 Circuit Length = 1.9790 miles  
 Start: 11:20 Flag 11:40 End: 11:40

# BMCRC - MRO Championships 2021 - Rnd 5 @ Donington National

## MRO Minitwins

### QUALIFYING - BEST SECTORS

SECTOR 1				SECTOR 2				IDEAL / BEST COMPARISON				
POS	NO	NAME	TIME	NO	NAME	TIME	POS	NO	NAME	IDEAL	BEST	DIFF
									<b>PERFECT LAP</b>	<b>1:16.686</b>		
1	95	REYNOLDS	49.830	95	REYNOLDS	26.856	1	95	REYNOLDS	1:16.686	1:17.228	0.542
2	661	HARRIS	50.192	78	POVAH	26.926	2	78	POVAH	1:17.262	1:17.625	0.363
3	232	WETHERELL	50.291	232	WETHERELL	27.067	3	232	WETHERELL	1:17.358	1:17.790	0.432
4	78	POVAH	50.336	661	HARRIS	27.210	4	661	HARRIS	1:17.402	1:17.736	0.334
5	710	HENSTOCK	51.090	96	HARRIS	27.495	5	96	HARRIS	1:18.743	1:18.743	0.000
6	96	HARRIS	51.248	16	COOPER	27.761	6	710	HENSTOCK	1:18.880	1:19.668	0.788
7	184	TWYFORD	51.611	710	HENSTOCK	27.790	7	16	COOPER	1:19.447	1:19.447	0.000
8	16	COOPER	51.686	5	MANTELL	27.809	8	184	TWYFORD	1:19.472	1:19.544	0.072
9	19	LILLEY	52.148	184	TWYFORD	27.861	9	66	DUCRAN	1:20.110	1:20.110	0.000
10	66	DUCRAN	52.201	66	DUCRAN	27.909	10	19	LILLEY	1:20.244	1:20.244	0.000
11	58	SHEEHAN	52.389	58	SHEEHAN	28.037	11	58	SHEEHAN	1:20.426	1:20.773	0.347
12	97	MANN	52.582	19	LILLEY	28.096	12	97	MANN	1:20.719	1:20.719	0.000
13	112	NAGY	52.902	97	MANN	28.137	13	5	MANTELL	1:21.062	1:21.062	0.000
14	5	MANTELL	53.253	112	NAGY	28.181	14	112	NAGY	1:21.083	1:21.083	0.000
15	23	BECKETT	53.637	23	BECKETT	28.781	15	23	BECKETT	1:22.418	1:22.418	0.000
16	81	MAY	53.707	189	LAWSON	28.846	16	34	JOHNSON	1:22.765	1:22.765	0.000
17	99	ELLIS	53.875	34	JOHNSON	28.860	17	81	MAY	1:22.851	1:22.851	0.000
18	34	JOHNSON	53.905	159	RIDGWELL	28.867	18	170	CRAMPTON	1:23.000	1:23.533	0.533
19	170	CRAMPTON	53.954	84	BRANCO	29.003	19	84	BRANCO	1:23.057	1:23.057	0.000
20	84	BRANCO	54.054	40	WILKINSON	29.019	20	99	ELLIS	1:23.320	1:23.444	0.124
21	11	O'LEARY	54.238	170	CRAMPTON	29.046	21	159	RIDGWELL	1:23.369	1:23.369	0.000
22	159	RIDGWELL	54.502	561	LESLIE	29.055	22	11	O'LEARY	1:23.581	1:23.581	0.000
23	40	WILKINSON	54.727	53	PARKES	29.114	23	40	WILKINSON	1:23.746	1:24.037	0.291
24	561	LESLIE	55.082	81	MAY	29.144	24	561	LESLIE	1:24.137	1:24.137	0.000
25	144	CRONIN	55.087	144	CRONIN	29.267	25	144	CRONIN	1:24.354	1:24.354	0.000
26	91	WEST	55.184	91	WEST	29.330	26	189	LAWSON	1:24.431	1:24.431	0.000
27	53	PARKES	55.349	11	O'LEARY	29.343	27	53	PARKES	1:24.463	1:24.463	0.000
28	189	LAWSON	55.585	99	ELLIS	29.445	28	91	WEST	1:24.514	1:24.610	0.096
29	140	LAWSON	56.260	140	LAWSON	30.021	29	140	LAWSON	1:26.281	1:26.617	0.336
30	47	BOHANAN	57.493	47	BOHANAN	30.389	30	47	BOHANAN	1:27.882	1:29.176	1.294
31	274	HORNE	58.474	138	JARMIN	30.652	31	274	HORNE	1:29.429	1:29.429	0.000
32	138	JARMIN	58.927	274	HORNE	30.955	32	138	JARMIN	1:29.579	1:29.579	0.000
33	15	BREW	1:01.187	70	GILLAM	32.138	33	15	BREW	1:33.338	1:34.894	1.556
34	70	GILLAM	1:02.058	15	BREW	32.151	34	70	GILLAM	1:34.196	1:34.804	0.608
35	555	PRITCHARD	1:03.073	555	PRITCHARD	33.079	35	555	PRITCHARD	1:36.152	1:37.234	1.082
36	169	MILES	1:03.859	169	MILES	33.259	36	169	MILES	1:37.118	1:38.784	1.666

Weather / Track : Cloudy / Dry

Donington Park National  
Circuit Length = 1.9790 miles  
Start: 11:20 Flag 11:40 End: 11:40

Results can be found at [www.tsl-timing.com](http://www.tsl-timing.com)

Printed - 11:41 Saturday, 04 September 2021

# BMCRC - MRO Championships 2021 - Rnd 5 @ Donington National

## MRO Minitwins

### QUALIFYING - STATISTICS

**Competitors Started** 36  
**Planned Start** 2021-09-04 @ 11:33:00.000  
**Actual Start** 2021-09-04 @ 11:20:12.264  
**Finish Time** 2021-09-04 @ 11:40:38.267  
**Track Length** 1.9790mi.  
**Total Laps** 155  
**Total Distance Covered** 306.7554mi.

### Session Fastest Lap History

NO	NAME	LAP TIME	TIME OF DAY	LAP	VEHICLE
95	John REYNOLDS	1:19.383	11:21:59.822	1	Suzuki SV650
661	Cameron HARRIS	1:19.377	11:22:01.070	1	Suzuki SV650
95	John REYNOLDS	1:17.430	11:23:17.252	2	Suzuki SV650
95	John REYNOLDS	1:17.228	11:24:34.481	3	Suzuki SV650

### Flag History

TYPE	TIME OF DAY
GREEN	11:20:12.264
RED	11:25:40.331
GREEN	11:37:46.954
RED	11:40:16.068
FINISH	11:40:38.267

### Flag Statistics

TYPE	COUNT	TOTAL LAPS	TOTAL TIME
Green	2	5	7:57.180
Red	2	0	12:28.822
Safety Car	0	0	0.000
FCY	0	0	0.000

Weather / Track : Cloudy / Dry

Results can be found at [www.tsl-timing.com](http://www.tsl-timing.com)

Donington Park National  
Circuit Length = 1.9790 miles  
Start: 11:20 Flag 11:40 End: 11:40

Printed - 11:41 Saturday, 04 September 2021

# BMCRC - MRO Championships 2021 - Rnd 5 @ Donington National



## MRO Minitwins

### RACE 11 - GRID (7 Laps)

ROW 13	39		38		37	51	Andrew DURANT
ROW 12	36	1:38.784 169 Robert MILES	35	1:37.234 555 Steven PRITCHARD	34	1:34.894 15 Dale BREW	
ROW 11	33	1:34.804 70 Vanessa GILLAM	32	1:29.579 138 Craig JARMIN	31	1:29.429 274 Peter HORNE	
ROW 10	30	1:29.176 47 Tristan BOHANAN	29	1:26.617 140 Luke LAWSON	28	1:24.610 91 Ben WEST	
ROW 9	27	1:24.463 53 Roger PARKES	26	1:24.431 189 Mark LAWSON	25	1:24.354 144 Nick CRONIN	
ROW 8	24	1:24.137 561 David LESLIE	23	1:24.037 40 Simon WILKINSON	22	1:23.581 11 Darren O'LEARY	
ROW 7	21	1:23.533 170 David CRAMPTON	20	1:23.444 99 Lee ELLIS	19	1:23.369 159 Benn RIDGWELL	
ROW 6	18	1:23.057 84 Ricardo BRANCO	17	1:22.851 81 Malvern MAY	16	1:22.765 34 Andrew JOHNSON	
ROW 5	15	1:22.418 23 Claire BECKETT	14	1:21.083 112 James NAGY	13	1:21.062 5 Barry MANTELL	
ROW 4	12	1:20.773 58 James SHEEHAN	11	1:20.719 97 Alex MANN	10	1:20.244 19 Kevin LILLEY	
ROW 3	9	1:20.110 66 Mitch DUCRAN	8	1:19.668 710 Craig HENSTOCK	7	1:19.544 184 David TWYFORD	
ROW 2	6	1:19.447 16 Martin COOPER	5	1:18.743 96 Dan HARRIS	4	1:17.790 232 Matt WETHERELL	
ROW 1	3	1:17.736 661 Cameron HARRIS	2	1:17.625 78 Keith POVAH	1	1:17.228 95 John REYNOLDS	<b>Pole</b>

Donington Park National  
Circuit Length = 1.9790 miles

These results are provisional until the conclusion of any judicial and technical matters.

Clerk Of Course :	Stewards :	Timekeeper :
-------------------	------------	--------------

Results can be found at [www.tsl-timing.com](http://www.tsl-timing.com)

Printed - 11:42 Saturday, 04 September 2021



# BMCRC - MRO Championships 2021 - Rnd 5 @ Donington National



## MRO Minitwins

### RACE 11 - CLASSIFICATION

POS	NO	NAME	ENTRY	LAPS	TIME	GAP	DIFF	MPH	BEST	ON
1	95	John REYNOLDS	Suzuki SV650 - Fins Motorcycles	7	9:03.028			91.59	1:16.556	6
2	78	Keith POVAH	Suzuki SV650 - Instagram @crap.sack give us a follc	7	9:03.323	0.295	0.295	91.54	1:16.468	4
3	232	Matt WETHERELL	Suzuki SV650 - MSG Racing/Lamonde.com/FWR Ty	7	9:04.131	1.103	0.808	91.40	1:16.594	3
4	661	Cameron HARRIS	Suzuki SV650 - HARRIS PERFORMANCE	7	9:10.728	7.700	6.597	90.30	1:17.156	3
5	96	Dan HARRIS	Suzuki SV650 - HP Racing	7	9:13.669	10.641	2.941	89.82	1:17.556	3
6	710	Craig HENSTOCK	Suzuki SV650 - Alheavy Ltd / Kronos Threat Manage	7	9:19.081	16.053	5.412	88.96	1:18.292	5
7	184	David TWYFORD	Suzuki SV650 -	7	9:19.441	16.413	0.360	88.90	1:18.432	7
8	66	Mitch DUCRAN	Suzuki SV650 - JP Haulage	7	9:21.300	18.272	1.859	88.60	1:19.114	5
9	19	Kevin LILLEY	Suzuki SV650 - Trafalgar Cleaning Eqpt. / Steve Jorr	7	9:24.704	21.676	3.404	88.07	1:19.618	5
10	112	James NAGY	Suzuki SV650 -	7	9:24.844	21.816	0.140	88.05	1:19.282	6
11	16	Martin COOPER	Suzuki SV650 -	7	9:25.129	22.101	0.285	88.00	1:19.212	7
12	58	James SHEEHAN	Suzuki SV650 - Sheehan Racing	7	9:25.651	22.623	0.522	87.92	1:19.066	7
13	5	Barry MANTELL	Suzuki SV650 S - Swedish car connection	7	9:25.866	22.838	0.215	87.89	1:19.493	7
14	99	Lee ELLIS	Suzuki SV650 -	7	9:33.821	30.793	7.955	86.67	1:20.416	5
15	81	Malvern MAY	Suzuki SV650 -	7	9:34.105	31.077	0.284	86.63	1:20.654	2
16	97*	Alex MANN	Suzuki SV650 - TT50 Cars,Michael Jones Jewellers,	7	9:34.738	31.710	0.633	86.53	1:19.117	4
17	53	Roger PARKES	Suzuki SV650 - Simply Owners Ltd	7	9:45.082	42.054	10.344	85.00	1:22.073	3
18	84	Ricardo BRANCO	Suzuki SV650 - IMP Racing	7	9:45.175	42.147	0.093	84.99	1:22.469	6
19	170	David CRAMPTON	Suzuki SV650 -	7	9:45.606	42.578	0.431	84.93	1:21.505	6
20	23	Claire BECKETT	Suzuki SV650 - P Sheils & Sons	7	9:46.045	43.017	0.439	84.86	1:22.294	7
21	11	Darren O'LEARY	Suzuki SV650 - Yusha Racing	7	9:46.853	43.825	0.808	84.75	1:22.367	4
22	40	Simon WILKINSON	Suzuki SV650 - S P Wilkinson Engineering Ltd	7	9:50.488	47.460	3.635	84.22	1:22.487	5
23	189	Mark LAWSON	Suzuki SV650 - Crawfords metal detectors	7	9:50.585	47.557	0.097	84.21	1:22.329	5
24	34	Andrew JOHNSON	Suzuki SV650 - Rose & Charlie Racing	7	9:50.692	47.664	0.107	84.19	1:22.778	3
25	561	David LESLIE	Suzuki SV650 -	7	9:50.820	47.792	0.128	84.18	1:22.052	5
26	159	Benn RIDGWELL	Suzuki SV650 - Ridgey Racing	7	9:51.776	48.748	0.956	84.04	1:22.264	3
27	144	Nick CRONIN	Suzuki SV650 -	7	9:51.885	48.857	0.109	84.02	1:22.100	4
28	91	Ben WEST	Suzuki SV650 - RV2 power	7	9:58.714	55.686	6.829	83.07	1:23.221	3
29	138	Craig JARMIN	Suzuki SV650 - BK Racing	7	10:17.166	1:14.138	18.452	80.58	1:26.273	6
30	47	Tristan BOHANAN	Suzuki SV650 - Myself	7	10:22.239	1:19.211	5.073	79.93	1:26.477	2
31	70	Vanessa GILLAM	Suzuki SV650 - No More Straps Ltd	6	9:48.288	1 Lap	1 Lap	72.43	1:35.172	5

#### NOT CLASSIFIED

DNF	274	Peter HORNE	Suzuki SV650 -	5	7:37.920	2 Laps	1 Lap	77.49	1:28.039	5
DNF	555	Steven PRITCHARD	Suzuki SV650 -	4	6:37.982	3 Laps	1 Lap	71.26	1:36.123	2
DNF	140	Luke LAWSON	Suzuki SV650 - Lpl plastering and maintenance	1	1:32.467	6 Laps	3 Laps	75.57		

#### FASTEST LAP

78 Keith POVAH Suzuki SV650 - Instagram @crap.sack give us a follc 4 1:16.468 93.17 mph 149.94 kph

\* Bike 97 - 10 second penalty - jump start  
92.5% of Race Speed = 84.72 mph

Donington Park National: 1.9790 miles  
Race Distance: 7 Laps / 13.85 miles  
Start: 15:16 Flag 15:25 End: 15:26

Weather / Track : Cloudy / Dry

These results are provisional until the conclusion of any judicial and technical matters.

Clerk Of Course :	Stewards :	Timekeeper :
-------------------	------------	--------------

Results can be found at [www.tsl-timing.com](http://www.tsl-timing.com)

Printed - 15:27 Saturday, 04 September 2021



# BMCRC - MRO Championships 2021 - Rnd 5 @ Donington National

## MRO Minitwins

### RACE 11 - LAP CHART

#### LAP 1 @ 15:17:27.376

NO	BEHIND	LAP TIME
95		1:20.430
232	0.670	1:21.100
78	1.208	1:21.638
661	1.734	1:22.164
96	1.817	1:22.247
66	3.540	1:23.970
16	4.067	1:24.497
710	4.257	1:24.687
184	4.400	1:24.830
19	5.288	1:25.718
112	5.331	1:25.761
58	5.743	1:26.173
97	5.824	1:26.254
5	6.149	1:26.579
81	6.540	1:26.970
99	6.964	1:27.394
84	7.925	1:28.355
23	8.386	1:28.816
34	8.890	1:29.320
53	9.262	1:29.692
170	9.405	1:29.835
11	9.580	1:30.010
159	9.984	1:30.414
189	10.243	1:30.673
40	10.705	1:31.135
561	11.002	1:31.432
144	11.780	1:32.210
91	11.891	1:32.321
140	12.037	1:32.467
47	13.536	1:33.966
138	13.702	1:34.132
274	20.866	1:41.296
555	20.890	1:41.320
70	22.986	1:43.416

#### LAP 2 @ 15:18:44.309

NO	BEHIND	LAP TIME
95		1:16.933
232	1.033	1:17.296
78	1.423	1:17.148
661	2.141	1:17.340
96	2.805	1:17.921
66	6.482	1:19.875
710	6.883	1:19.559
184	7.109	1:19.642
16	8.350	1:21.216
19	8.449	1:20.094
112	8.532	1:20.134
97	8.912	1:20.021
58	9.137	1:20.327
5	9.609	1:20.393
81	10.261	1:20.654
99	10.978	1:20.947
84	13.837	1:22.845
23	14.460	1:23.007
170	14.603	1:22.131
34	15.058	1:23.101
53	15.095	1:22.766
11	15.654	1:23.007
159	15.896	1:22.845
40	17.077	1:23.305
189	17.273	1:23.963

561	17.782	1:23.713
144	18.365	1:23.518
91	18.903	1:23.945
47	23.080	1:26.477
138	24.005	1:27.236
274	32.720	1:28.787
555	40.080	1:36.123
70	42.093	1:36.040

#### LAP 3 @ 15:20:01.275

NO	BEHIND	LAP TIME
95		1:16.966
232	0.661	1:16.594
78	1.049	1:16.592
661	2.331	1:17.156
96	3.395	1:17.556
184	9.514	1:19.371
66	10.009	1:20.493
710	10.231	1:20.314
19	11.310	1:19.827
112	11.392	1:19.826
16	11.962	1:20.578
97	12.193	1:20.247
5	12.307	1:19.664
58	12.393	1:20.222
81	14.100	1:20.805
99	14.677	1:20.665
84	19.679	1:22.808
170	19.905	1:22.268
53	20.202	1:22.073
23	20.719	1:23.225
34	20.870	1:22.778
159	21.194	1:22.264
11	21.515	1:22.827
40	23.027	1:22.916
561	23.186	1:22.370
189	23.806	1:23.499
144	24.788	1:23.389
91	25.158	1:23.221
47	33.412	1:27.298
138	33.772	1:26.733
274	45.046	1:29.292
555	1:01.416	1:38.302
70	1:02.764	1:37.637

#### LAP 4 @ 15:21:18.185

NO	BEHIND	LAP TIME
95		1:16.910
78	0.607	1:16.468
232	1.262	1:17.511
661	3.348	1:17.927
96	4.627	1:18.142
184	11.065	1:18.461
710	11.947	1:18.626
66	12.239	1:19.140
19	14.124	1:19.724
112	14.167	1:19.685
97	14.400	1:19.117
16	14.721	1:19.669
5	15.056	1:19.659
58	15.262	1:19.779
81	18.741	1:21.551
99	19.747	1:21.980
84	25.721	1:22.952

53	25.817	1:22.525
170	26.030	1:23.035
23	26.643	1:22.834
11	26.972	1:22.367
34	27.578	1:23.618
159	27.785	1:23.501
40	28.856	1:22.739
561	28.940	1:22.664
189	29.400	1:22.504
144	29.978	1:22.100
91	31.949	1:23.701
47	44.245	1:27.743
138	44.570	1:27.708
274	58.642	1:30.506

#### LAP 5 @ 15:22:36.090

NO	BEHIND	LAP TIME
78		1:17.298
95	0.190	1:18.095
232	0.482	1:17.125
661	3.389	1:17.946
96	5.759	1:19.037
70	1 Lap	1:38.639
555	1 Lap	1:42.237 P
710	12.334	1:18.292
184	12.349	1:19.189
66	13.448	1:19.114
19	15.837	1:19.618
112	16.359	1:20.097
97	16.443	1:19.948
16	16.909	1:20.093
5	17.148	1:19.997
58	17.451	1:20.094
81	22.163	1:21.327
99	22.258	1:20.416
84	30.422	1:22.606
170	30.740	1:22.615
53	31.264	1:23.352
23	31.729	1:22.991
11	32.039	1:22.972
34	32.719	1:23.046
159	32.959	1:23.079
561	33.087	1:22.052
40	33.438	1:22.487
189	33.824	1:22.329
144	34.722	1:22.649
91	40.188	1:26.144
138	54.328	1:27.663
47	55.061	1:28.721
274	1:08.776	1:28.039

#### LAP 6 @ 15:23:52.836

NO	BEHIND	LAP TIME
95		1:16.556
78	0.372	1:17.118
232	0.556	1:16.820
661	4.723	1:18.080
96	7.865	1:18.852
710	14.432	1:18.844
184	15.119	1:19.516
66	16.087	1:19.385
19	18.800	1:19.709
112	18.895	1:19.282
97	19.086	1:19.389

16	20.027	1:19.864
5	20.483	1:20.081
58	20.695	1:19.990
70	1 Lap	1:35.172
99	26.618	1:21.106
81	27.191	1:21.774
170	35.499	1:21.505
84	36.145	1:22.469
53	36.782	1:22.264
23	37.861	1:22.878
11	38.295	1:23.002
34	39.452	1:23.479
159	39.751	1:23.538
40	40.002	1:23.310
561	40.088	1:23.747
189	40.533	1:23.455
144	42.168	1:24.192
91	48.286	1:24.844
138	1:03.855	1:26.273
47	1:06.788	1:28.473

#### LAP 7 @ 15:25:09.974

NO	BEHIND	LAP TIME
95		1:17.138
78	0.295	1:17.061
232	1.103	1:17.685
661	7.700	1:20.115
96	10.641	1:19.914
710	16.053	1:18.759
184	16.413	1:18.432
66	18.272	1:19.323
19	21.676	1:20.014
97	21.710	1:19.762
112	21.816	1:20.059
16	22.101	1:19.212
58	22.623	1:19.066
5	22.838	1:19.493
99	30.793	1:21.313
81	31.077	1:21.024
53	42.054	1:22.410
84	42.147	1:23.140
170	42.578	1:24.217
23	43.017	1:22.294
11	43.825	1:22.668
70	1 Lap	1:37.384
40	47.460	1:24.596
189	47.557	1:24.162
34	47.664	1:25.350
561	47.792	1:24.842
159	48.748	1:26.135
144	48.857	1:23.827
91	55.686	1:24.538
138	1:14.138	1:27.421
47	1:19.211	1:29.561

Weather / Track : Cloudy / Dry

Donington Park National  
Circuit Length = 1.9790 miles  
Start: 15:16 Flag 15:25 End: 15:26

Results can be found at [www.tsl-timing.com](http://www.tsl-timing.com)

Printed - 15:27 Saturday, 04 September 2021

# BMCRC - MRO Championships 2021 - Rnd 5 @ Donington National

## MRO Minitwins

### RACE 11 - SECTOR ANALYSIS



SECTOR 1 = FL to I1, SECTOR 2 = I1 to FL, DIFF = Difference To Personal Best Lap, P = Crossed Finish Line in Pit Lane, D = Time Disallowed

P1 95		John REYNOLDS		Suzuki SV650 - Fins Motorcycles		
IDEAL LAP TIME : 1:16.358		BEST LAP TIME : 1:16.556		DIFFERENCE : 0.198		
LAP	SECTOR 1	SECTOR 2	LAP TIME	MPH	DIFF	TIME OF DAY
1 -		27.654	1:20.430	88.58	3.874	15:17:27.376
2 -	49.708	27.225	1:16.933 (3)	92.60	0.377	15:18:44.309
3 -	49.729	27.237	1:16.966	92.56	0.410	15:20:01.275
4 -	49.786	27.124	1:16.910 (2)	92.63	0.354	15:21:18.185
5 -	50.189	27.906	1:18.095	91.23	1.539	15:22:36.280
6 -	49.514	<b>27.042</b>	<b>1:16.556 (1)</b>	<b>93.06</b>		<b>15:23:52.836</b>
7 -	<b>49.316</b>	27.822	1:17.138	92.36	0.582	15:25:09.974

P2 78		Keith POVAH		Suzuki SV650 - Instagram @crap.sack give us a follow!		
IDEAL LAP TIME : 1:16.347		BEST LAP TIME : 1:16.468		DIFFERENCE : 0.121		
LAP	SECTOR 1	SECTOR 2	LAP TIME	MPH	DIFF	TIME OF DAY
1 -		27.364	1:21.638	87.27	5.170	15:17:28.584
2 -	49.922	27.226	1:17.148	92.35	0.680	15:18:45.732
3 -	49.523	27.069	1:16.592 (2)	93.02	0.124	15:20:02.324
4 -	49.497	<b>26.971</b>	<b>1:16.468 (1)</b>	<b>93.17</b>		<b>15:21:18.792</b>
5 -	49.610	27.688	1:17.298	92.17	0.830	15:22:36.090
6 -	50.056	27.062	1:17.118	92.38	0.650	15:23:53.208
7 -	<b>49.376</b>	27.685	1:17.061 (3)	92.45	0.593	15:25:10.269

P3 232		Matt WETHERELL		Suzuki SV650 - MSG Racing/Lamonde.com/FWR Tyres		
IDEAL LAP TIME : 1:16.446		BEST LAP TIME : 1:16.594		DIFFERENCE : 0.148		
LAP	SECTOR 1	SECTOR 2	LAP TIME	MPH	DIFF	TIME OF DAY
1 -		27.494	1:21.100	87.84	4.506	15:17:28.046
2 -	49.804	27.492	1:17.296	92.17	0.702	15:18:45.342
3 -	49.453	27.141	<b>1:16.594 (1)</b>	<b>93.01</b>		<b>15:20:01.936</b>
4 -	50.390	27.121	1:17.511	91.91	0.917	15:21:19.447
5 -	49.492	27.633	1:17.125 (3)	92.37	0.531	15:22:36.572
6 -	49.761	<b>27.059</b>	1:16.820 (2)	92.74	0.226	15:23:53.392
7 -	<b>49.387</b>	28.298	1:17.685	91.71	1.091	15:25:11.077

P4 661		Cameron HARRIS		Suzuki SV650 - HARRIS PERFORMANCE		
IDEAL LAP TIME : 1:16.949		BEST LAP TIME : 1:17.156		DIFFERENCE : 0.207		
LAP	SECTOR 1	SECTOR 2	LAP TIME	MPH	DIFF	TIME OF DAY
1 -		27.650	1:22.164	86.71	5.008	15:17:29.110
2 -	49.879	27.461	1:17.340 (2)	92.12	0.184	15:18:46.450
3 -	50.012	<b>27.144</b>	<b>1:17.156 (1)</b>	<b>92.34</b>		<b>15:20:03.606</b>
4 -	50.027	27.900	1:17.927 (3)	91.42	0.771	15:21:21.533
5 -	<b>49.805</b>	28.141	1:17.946	91.40	0.790	15:22:39.479
6 -	50.474	27.606	1:18.080	91.24	0.924	15:23:57.559
7 -	51.254	28.861	1:20.115	88.93	2.959	15:25:17.674

P5 96		Dan HARRIS		Suzuki SV650 - HP Racing		
IDEAL LAP TIME : 1:17.556		BEST LAP TIME : 1:17.556		DIFFERENCE : 0.000		
LAP	SECTOR 1	SECTOR 2	LAP TIME	MPH	DIFF	TIME OF DAY
1 -		27.551	1:22.247	86.62	4.691	15:17:29.193
2 -	50.302	27.619	1:17.921 (2)	91.43	0.365	15:18:47.114
3 -	<b>50.234</b>	<b>27.322</b>	<b>1:17.556 (1)</b>	<b>91.86</b>		<b>15:20:04.670</b>
4 -	50.411	27.731	1:18.142 (3)	91.17	0.586	15:21:22.812
5 -	50.664	28.373	1:19.037	90.14	1.481	15:22:41.849
6 -	51.013	27.839	1:18.852	90.35	1.296	15:24:00.701
7 -	51.241	28.673	1:19.914	89.15	2.358	15:25:20.615

Weather / Track : Cloudy / Dry

Donington Park National  
Circuit Length = 1.9790 miles  
Start: 15:16 Flag 15:25 End: 15:26

# BMCRC - MRO Championships 2021 - Rnd 5 @ Donington National

## MRO Minitwins

### RACE 11 - SECTOR ANALYSIS



SECTOR 1 = FL to I1, SECTOR 2 = I1 to FL, DIFF = Difference To Personal Best Lap, P = Crossed Finish Line in Pit Lane, D = Time Disallowed

<b>P6 710</b>		<b>Craig HENSTOCK</b>		Suzuki SV650 - Alheavy Ltd / Kronos Threat Management		
IDEAL LAP TIME : 1:18.064		BEST LAP TIME : 1:18.292		DIFFERENCE : 0.228		
LAP	SECTOR 1	SECTOR 2	LAP TIME	MPH	DIFF	TIME OF DAY
1 -		28.645	1:24.687	84.12	6.395	15:17:31.633
2 -	51.280	28.279	1:19.559	89.55	1.267	15:18:51.192
3 -	52.171	28.143	1:20.314	88.70	2.022	15:20:11.506
4 -	50.745	27.881	1:18.626 (2)	90.61	0.334	15:21:30.132
5 -	<b>50.482</b>	27.810	<b>1:18.292 (1)</b>	<b>91.00</b>		<b>15:22:48.424</b>
6 -	51.262	<b>27.582</b>	1:18.844	90.36	0.552	15:24:07.268
7 -	50.814	27.945	1:18.759 (3)	90.46	0.467	15:25:26.027

<b>P7 184</b>		<b>David TWYFORD</b>		Suzuki SV650 -		
IDEAL LAP TIME : 1:18.273		BEST LAP TIME : 1:18.432		DIFFERENCE : 0.159		
LAP	SECTOR 1	SECTOR 2	LAP TIME	MPH	DIFF	TIME OF DAY
1 -		28.237	1:24.830	83.98	6.398	15:17:31.776
2 -	51.694	27.948	1:19.642	89.45	1.210	15:18:51.418
3 -	51.462	27.909	1:19.371	89.76	0.939	15:20:10.789
4 -	<b>50.496</b>	27.965	1:18.461 (2)	90.80	0.029	15:21:29.250
5 -	50.957	28.232	1:19.189 (3)	89.97	0.757	15:22:48.439
6 -	51.675	27.841	1:19.516	89.60	1.084	15:24:07.955
7 -	50.655	<b>27.777</b>	<b>1:18.432 (1)</b>	<b>90.83</b>		<b>15:25:26.387</b>

<b>P8 66</b>		<b>Mitch DUCRAN</b>		Suzuki SV650 - JP Haulage		
IDEAL LAP TIME : 1:19.092		BEST LAP TIME : 1:19.114		DIFFERENCE : 0.022		
LAP	SECTOR 1	SECTOR 2	LAP TIME	MPH	DIFF	TIME OF DAY
1 -		28.154	1:23.970	84.84	4.856	15:17:30.916
2 -	51.876	27.999	1:19.875	89.19	0.761	15:18:50.791
3 -	52.475	28.018	1:20.493	88.51	1.379	15:20:11.284
4 -	<b>51.429</b>	27.711	1:19.140 (2)	90.02	0.026	15:21:30.424
5 -	51.451	<b>27.663</b>	<b>1:19.114 (1)</b>	<b>90.05</b>		<b>15:22:49.538</b>
6 -	51.665	27.720	1:19.385	89.74	0.271	15:24:08.923
7 -	51.514	27.809	1:19.323 (3)	89.81	0.209	15:25:28.246

<b>P9 19</b>		<b>Kevin LILLEY</b>		Suzuki SV650 - Trafalgar Cleaning Eqpt. / Steve Jordan Motorcy		
IDEAL LAP TIME : 1:19.471		BEST LAP TIME : 1:19.618		DIFFERENCE : 0.147		
LAP	SECTOR 1	SECTOR 2	LAP TIME	MPH	DIFF	TIME OF DAY
1 -		28.522	1:25.718	83.11	6.100	15:17:32.664
2 -	<b>51.393</b>	28.701	1:20.094	88.95	0.476	15:18:52.758
3 -	51.433	28.394	1:19.827	89.25	0.209	15:20:12.585
4 -	51.460	28.264	1:19.724 (3)	89.36	0.106	15:21:32.309
5 -	51.540	<b>28.078</b>	<b>1:19.618 (1)</b>	<b>89.48</b>		<b>15:22:51.927</b>
6 -	51.595	28.114	1:19.709 (2)	89.38	0.091	15:24:11.636
7 -	51.545	28.469	1:20.014	89.04	0.396	15:25:31.650

<b>P10 112</b>		<b>James NAGY</b>		Suzuki SV650 -		
IDEAL LAP TIME : 1:19.198		BEST LAP TIME : 1:19.282		DIFFERENCE : 0.084		
LAP	SECTOR 1	SECTOR 2	LAP TIME	MPH	DIFF	TIME OF DAY
1 -		28.723	1:25.761	83.07	6.479	15:17:32.707
2 -	51.853	28.281	1:20.134	88.90	0.852	15:18:52.841
3 -	51.803	<b>28.023</b>	1:19.826 (3)	89.25	0.544	15:20:12.667
4 -	51.549	28.136	1:19.685 (2)	89.41	0.403	15:21:32.352
5 -	51.960	28.137	1:20.097	88.95	0.815	15:22:52.449
6 -	<b>51.175</b>	28.107	<b>1:19.282 (1)</b>	<b>89.86</b>		<b>15:24:11.731</b>
7 -	51.585	28.474	1:20.059	88.99	0.777	15:25:31.790

Weather / Track : Cloudy / Dry

Donington Park National  
Circuit Length = 1.9790 miles  
Start: 15:16 Flag 15:25 End: 15:26



# BMCRC - MRO Championships 2021 - Rnd 5 @ Donington National

## MRO Minitwins

### RACE 11 - SECTOR ANALYSIS



SECTOR 1 = FL to I1, SECTOR 2 = I1 to FL, DIFF = Difference To Personal Best Lap, P = Crossed Finish Line in Pit Lane, D = Time Disallowed

P11 16		Martin COOPER		Suzuki SV650 -		
IDEAL LAP TIME : 1:19.212		BEST LAP TIME : 1:19.212		DIFFERENCE : 0.000		
LAP	SECTOR 1	SECTOR 2	LAP TIME	MPH	DIFF	TIME OF DAY
1 -		28.164	1:24.497	84.31	5.285	15:17:31.443
2 -	52.804	28.412	1:21.216	87.72	2.004	15:18:52.659
3 -	52.104	28.474	1:20.578	88.41	1.366	15:20:13.237
4 -	51.487	28.182	1:19.669 (2)	89.42	0.457	15:21:32.906
5 -	52.019	28.074	1:20.093	88.95	0.881	15:22:52.999
6 -	51.792	28.072	1:19.864 (3)	89.20	0.652	15:24:12.863
7 -	<b>51.232</b>	<b>27.980</b>	<b>1:19.212 (1)</b>	<b>89.94</b>		<b>15:25:32.075</b>

P12 58		James SHEEHAN		Suzuki SV650 - Sheehan Racing		
IDEAL LAP TIME : 1:19.066		BEST LAP TIME : 1:19.066		DIFFERENCE : 0.000		
LAP	SECTOR 1	SECTOR 2	LAP TIME	MPH	DIFF	TIME OF DAY
1 -		28.575	1:26.173	82.67	7.107	15:17:33.119
2 -	51.847	28.480	1:20.327	88.69	1.261	15:18:53.446
3 -	52.023	28.199	1:20.222	88.81	1.156	15:20:13.668
4 -	51.727	28.052	1:19.779 (2)	89.30	0.713	15:21:33.447
5 -	52.230	27.864	1:20.094	88.95	1.028	15:22:53.541
6 -	51.608	28.382	1:19.990 (3)	89.06	0.924	15:24:13.531
7 -	<b>51.254</b>	<b>27.812</b>	<b>1:19.066 (1)</b>	<b>90.11</b>		<b>15:25:32.597</b>

P13 5		Barry MANTELL		Suzuki SV650 S - Swedish car connection		
IDEAL LAP TIME : 1:19.188		BEST LAP TIME : 1:19.493		DIFFERENCE : 0.305		
LAP	SECTOR 1	SECTOR 2	LAP TIME	MPH	DIFF	TIME OF DAY
1 -		28.606	1:26.579	82.29	7.086	15:17:33.525
2 -	51.632	28.761	1:20.393	88.62	0.900	15:18:53.918
3 -	51.342	28.322	1:19.664 (3)	89.43	0.171	15:20:13.582
4 -	51.573	28.086	1:19.659 (2)	89.43	0.166	15:21:33.241
5 -	52.017	<b>27.980</b>	1:19.997	89.06	0.504	15:22:53.238
6 -	51.777	28.304	1:20.081	88.96	0.588	15:24:13.319
7 -	<b>51.208</b>	28.285	<b>1:19.493 (1)</b>	<b>89.62</b>		<b>15:25:32.812</b>

P14 99		Lee ELLIS		Suzuki SV650 -		
IDEAL LAP TIME : 1:20.187		BEST LAP TIME : 1:20.416		DIFFERENCE : 0.229		
LAP	SECTOR 1	SECTOR 2	LAP TIME	MPH	DIFF	TIME OF DAY
1 -		28.749	1:27.394	81.52	6.978	15:17:34.340
2 -	52.157	28.790	1:20.947 (3)	88.01	0.531	15:18:55.287
3 -	52.286	<b>28.379</b>	1:20.665 (2)	88.32	0.249	15:20:15.952
4 -	53.200	28.780	1:21.980	86.90	1.564	15:21:37.932
5 -	<b>51.808</b>	28.608	<b>1:20.416 (1)</b>	<b>88.59</b>		<b>15:22:58.348</b>
6 -	52.592	28.514	1:21.106	87.84	0.690	15:24:19.454
7 -	52.802	28.511	1:21.313	87.61	0.897	15:25:40.767

P15 81		Malvern MAY		Suzuki SV650 -		
IDEAL LAP TIME : 1:20.361		BEST LAP TIME : 1:20.654		DIFFERENCE : 0.293		
LAP	SECTOR 1	SECTOR 2	LAP TIME	MPH	DIFF	TIME OF DAY
1 -		28.788	1:26.970	81.92	6.316	15:17:33.916
2 -	<b>51.827</b>	28.827	<b>1:20.654 (1)</b>	<b>88.33</b>		<b>15:18:54.570</b>
3 -	52.271	<b>28.534</b>	1:20.805 (2)	88.17	0.151	15:20:15.375
4 -	52.576	28.975	1:21.551	87.36	0.897	15:21:36.926
5 -	52.366	28.961	1:21.327	87.60	0.673	15:22:58.253
6 -	53.007	28.767	1:21.774	87.12	1.120	15:24:20.027
7 -	52.411	28.613	1:21.024 (3)	87.93	0.370	15:25:41.051

Weather / Track : Cloudy / Dry

Donington Park National  
Circuit Length = 1.9790 miles  
Start: 15:16 Flag 15:25 End: 15:26

# BMCRC - MRO Championships 2021 - Rnd 5 @ Donington National

## MRO Minitwins

### RACE 11 - SECTOR ANALYSIS



SECTOR 1 = FL to I1, SECTOR 2 = I1 to FL, DIFF = Difference To Personal Best Lap, P = Crossed Finish Line in Pit Lane, D = Time Disallowed

P16 97		Alex MANN		Suzuki SV650 - TT50 Cars, Michael Jones Jewellers, Denham He			
IDEAL LAP TIME : 1:18.821		BEST LAP TIME : 1:19.117		DIFFERENCE : 0.296			
LAP	SECTOR 1	SECTOR 2	LAP TIME	MPH	DIFF	TIME OF DAY	
1 -		28.611	1:26.254	82.60	7.137	15:17:33.200	
2 -	51.579	28.442	1:20.021	89.03	0.904	15:18:53.221	
3 -	51.601	28.646	1:20.247	88.78	1.130	15:20:13.468	
4 -	<b>50.906</b>	28.211	<b>1:19.117 (1)</b>	<b>90.05</b>		<b>15:21:32.585</b>	
5 -	51.719	28.229	1:19.948	89.11	0.831	15:22:52.533	
6 -	51.474	<b>27.915</b>	1:19.389 (2)	89.74	0.272	15:24:11.922	
7 -	51.119	28.643	1:19.762 (3)	89.32	0.645	15:25:31.684	

P17 53		Roger PARKES		Suzuki SV650 - Simply Owners Ltd			
IDEAL LAP TIME : 1:21.524		BEST LAP TIME : 1:22.073		DIFFERENCE : 0.549			
LAP	SECTOR 1	SECTOR 2	LAP TIME	MPH	DIFF	TIME OF DAY	
1 -		29.476	1:29.692	79.43	7.619	15:17:36.638	
2 -	53.836	28.930	1:22.766	86.08	0.693	15:18:59.404	
3 -	53.393	<b>28.680</b>	<b>1:22.073 (1)</b>	<b>86.80</b>		<b>15:20:21.477</b>	
4 -	53.229	29.296	1:22.525	86.33	0.452	15:21:44.002	
5 -	54.169	29.183	1:23.352	85.47	1.279	15:23:07.354	
6 -	53.501	28.763	1:22.264 (2)	86.60	0.191	15:24:29.618	
7 -	<b>52.844</b>	29.566	1:22.410 (3)	86.45	0.337	15:25:52.028	

P18 84		Ricardo BRANCO		Suzuki SV650 - IMP Racing			
IDEAL LAP TIME : 1:21.993		BEST LAP TIME : 1:22.469		DIFFERENCE : 0.476			
LAP	SECTOR 1	SECTOR 2	LAP TIME	MPH	DIFF	TIME OF DAY	
1 -		29.230	1:28.355	80.63	5.886	15:17:35.301	
2 -	53.511	29.334	1:22.845	85.99	0.376	15:18:58.146	
3 -	53.383	29.425	1:22.808 (3)	86.03	0.339	15:20:20.954	
4 -	53.434	29.518	1:22.952	85.88	0.483	15:21:43.906	
5 -	53.196	29.410	1:22.606 (2)	86.24	0.137	15:23:06.512	
6 -	53.394	<b>29.075</b>	<b>1:22.469 (1)</b>	<b>86.39</b>		<b>15:24:28.981</b>	
7 -	<b>52.918</b>	30.222	1:23.140	85.69	0.671	15:25:52.121	

P19 170		David CRAMPTON		Suzuki SV650 -			
IDEAL LAP TIME : 1:21.398		BEST LAP TIME : 1:21.505		DIFFERENCE : 0.107			
LAP	SECTOR 1	SECTOR 2	LAP TIME	MPH	DIFF	TIME OF DAY	
1 -		30.184	1:29.835	79.30	8.330	15:17:36.781	
2 -	<b>52.760</b>	29.371	1:22.131 (2)	86.74	0.626	15:18:58.912	
3 -	52.851	29.417	1:22.268 (3)	86.60	0.763	15:20:21.180	
4 -	53.444	29.591	1:23.035	85.80	1.530	15:21:44.215	
5 -	53.600	29.015	1:22.615	86.23	1.110	15:23:06.830	
6 -	52.867	<b>28.638</b>	<b>1:21.505 (1)</b>	<b>87.41</b>		<b>15:24:28.335</b>	
7 -	53.217	31.000	1:24.217	84.59	2.712	15:25:52.552	

P20 23		Claire BECKETT		Suzuki SV650 - P Sheils & Sons			
IDEAL LAP TIME : 1:22.264		BEST LAP TIME : 1:22.294		DIFFERENCE : 0.030			
LAP	SECTOR 1	SECTOR 2	LAP TIME	MPH	DIFF	TIME OF DAY	
1 -		29.452	1:28.816	80.21	6.522	15:17:35.762	
2 -	53.343	29.664	1:23.007	85.83	0.713	15:18:58.769	
3 -	53.641	29.584	1:23.225	85.60	0.931	15:20:21.994	
4 -	53.420	29.414	1:22.834 (2)	86.01	0.540	15:21:44.828	
5 -	53.590	<b>29.401</b>	1:22.991	85.84	0.697	15:23:07.819	
6 -	53.384	29.494	1:22.878 (3)	85.96	0.584	15:24:30.697	
7 -	<b>52.863</b>	29.431	<b>1:22.294 (1)</b>	<b>86.57</b>		<b>15:25:52.991</b>	

Weather / Track : Cloudy / Dry

Donington Park National  
Circuit Length = 1.9790 miles  
Start: 15:16 Flag 15:25 End: 15:26

# BMCRC - MRO Championships 2021 - Rnd 5 @ Donington National

## MRO Minitwins

### RACE 11 - SECTOR ANALYSIS



SECTOR 1 = FL to I1, SECTOR 2 = I1 to FL, DIFF = Difference To Personal Best Lap, P = Crossed Finish Line in Pit Lane, D = Time Disallowed

P21 11		Darren O'LEARY		Suzuki SV650 - Yusha Racing		
IDEAL LAP TIME : 1:21.850		BEST LAP TIME : 1:22.367		DIFFERENCE : 0.517		
LAP	SECTOR 1	SECTOR 2	LAP TIME	MPH	DIFF	TIME OF DAY
1 -		29.588	1:30.010	79.15	7.643	15:17:36.956
2 -	53.794	<b>29.213</b>	1:23.007	85.83	0.640	15:18:59.963
3 -	53.109	29.718	1:22.827 (3)	86.01	0.460	15:20:22.790
4 -	52.888	29.479	<b>1:22.367 (1)</b>	<b>86.49</b>		<b>15:21:45.157</b>
5 -	53.378	29.594	1:22.972	85.86	0.605	15:23:08.129
6 -	53.361	29.641	1:23.002	85.83	0.635	15:24:31.131
7 -	<b>52.637</b>	30.031	1:22.668 (2)	86.18	0.301	15:25:53.799

P22 40		Simon WILKINSON		Suzuki SV650 - S P Wilkinson Engineering Ltd		
IDEAL LAP TIME : 1:22.431		BEST LAP TIME : 1:22.487		DIFFERENCE : 0.056		
LAP	SECTOR 1	SECTOR 2	LAP TIME	MPH	DIFF	TIME OF DAY
1 -		29.600	1:31.135	78.17	8.648	15:17:38.081
2 -	54.079	29.226	1:23.305	85.52	0.818	15:19:01.386
3 -	53.726	29.190	1:22.916 (3)	85.92	0.429	15:20:24.302
4 -	53.667	<b>29.072</b>	1:22.739 (2)	86.10	0.252	15:21:47.041
5 -	<b>53.359</b>	29.128	<b>1:22.487 (1)</b>	<b>86.37</b>		<b>15:23:09.528</b>
6 -	54.230	29.080	1:23.310	85.51	0.823	15:24:32.838
7 -	54.941	29.655	1:24.596	84.21	2.109	15:25:57.434

P23 189		Mark LAWSON		Suzuki SV650 - Crawfords metal detectors		
IDEAL LAP TIME : 1:22.094		BEST LAP TIME : 1:22.329		DIFFERENCE : 0.235		
LAP	SECTOR 1	SECTOR 2	LAP TIME	MPH	DIFF	TIME OF DAY
1 -		29.551	1:30.673	78.57	8.344	15:17:37.619
2 -	54.746	29.217	1:23.963	84.85	1.634	15:19:01.582
3 -	54.973	<b>28.526</b>	1:23.499	85.32	1.170	15:20:25.081
4 -	53.616	28.888	1:22.504 (2)	86.35	0.175	15:21:47.585
5 -	<b>53.568</b>	28.761	<b>1:22.329 (1)</b>	<b>86.53</b>		<b>15:23:09.914</b>
6 -	54.702	28.753	1:23.455 (3)	85.37	1.126	15:24:33.369
7 -	54.728	29.434	1:24.162	84.65	1.833	15:25:57.531

P24 34		Andrew JOHNSON		Suzuki SV650 - Rose & Charlie Racing		
IDEAL LAP TIME : 1:22.778		BEST LAP TIME : 1:22.778		DIFFERENCE : 0.000		
LAP	SECTOR 1	SECTOR 2	LAP TIME	MPH	DIFF	TIME OF DAY
1 -		29.461	1:29.320	79.76	6.542	15:17:36.266
2 -	53.843	29.258	1:23.101 (3)	85.73	0.323	15:18:59.367
3 -	<b>53.720</b>	<b>29.058</b>	<b>1:22.778 (1)</b>	<b>86.06</b>		<b>15:20:22.145</b>
4 -	54.117	29.501	1:23.618	85.20	0.840	15:21:45.763
5 -	53.854	29.192	1:23.046 (2)	85.79	0.268	15:23:08.809
6 -	54.269	29.210	1:23.479	85.34	0.701	15:24:32.288
7 -	55.334	30.016	1:25.350	83.47	2.572	15:25:57.638

P25 561		David LESLIE		Suzuki SV650 -		
IDEAL LAP TIME : 1:21.470		BEST LAP TIME : 1:22.052		DIFFERENCE : 0.582		
LAP	SECTOR 1	SECTOR 2	LAP TIME	MPH	DIFF	TIME OF DAY
1 -		29.469	1:31.432	77.92	9.380	15:17:38.378
2 -	54.252	29.461	1:23.713	85.10	1.661	15:19:02.091
3 -	53.823	<b>28.547</b>	1:22.370 (2)	86.49	0.318	15:20:24.461
4 -	53.769	28.895	1:22.664 (3)	86.18	0.612	15:21:47.125
5 -	<b>52.923</b>	29.129	<b>1:22.052 (1)</b>	<b>86.83</b>		<b>15:23:09.177</b>
6 -	54.743	29.004	1:23.747	85.07	1.695	15:24:32.924
7 -	55.431	29.411	1:24.842	83.97	2.790	15:25:57.766

Weather / Track : Cloudy / Dry

Donington Park National  
Circuit Length = 1.9790 miles  
Start: 15:16 Flag 15:25 End: 15:26

# BMCRC - MRO Championships 2021 - Rnd 5 @ Donington National

## MRO Minitwins

### RACE 11 - SECTOR ANALYSIS



SECTOR 1 = FL to I1, SECTOR 2 = I1 to FL, DIFF = Difference To Personal Best Lap, P = Crossed Finish Line in Pit Lane, D = Time Disallowed

P26 159		Benn RIDGWELL		Suzuki SV650 - Ridgely Racing		
IDEAL LAP TIME : 1:22.264		BEST LAP TIME : 1:22.264		DIFFERENCE : 0.000		
LAP	SECTOR 1	SECTOR 2	LAP TIME	MPH	DIFF	TIME OF DAY
1 -		29.486	1:30.414	78.80	8.150	15:17:37.360
2 -	53.845	29.000	1:22.845 (2)	85.99	0.581	15:19:00.205
3 -	<b>53.332</b>	<b>28.932</b>	<b>1:22.264 (1)</b>	<b>86.60</b>		<b>15:20:22.469</b>
4 -	54.302	29.199	1:23.501	85.32	1.237	15:21:45.970
5 -	53.855	29.224	1:23.079 (3)	85.75	0.815	15:23:09.049
6 -	54.288	29.250	1:23.538	85.28	1.274	15:24:32.587
7 -	56.209	29.926	1:26.135	82.71	3.871	15:25:58.722

P27 144		Nick CRONIN		Suzuki SV650 -		
IDEAL LAP TIME : 1:22.100		BEST LAP TIME : 1:22.100		DIFFERENCE : 0.000		
LAP	SECTOR 1	SECTOR 2	LAP TIME	MPH	DIFF	TIME OF DAY
1 -		30.635	1:32.210	77.26	10.110	15:17:39.156
2 -	54.222	29.296	1:23.518	85.30	1.418	15:19:02.674
3 -	54.142	29.247	1:23.389 (3)	85.43	1.289	15:20:26.063
4 -	<b>53.294</b>	<b>28.806</b>	<b>1:22.100 (1)</b>	<b>86.78</b>		<b>15:21:48.163</b>
5 -	53.577	29.072	1:22.649 (2)	86.20	0.549	15:23:10.812
6 -	54.074	30.118	1:24.192	84.62	2.092	15:24:35.004
7 -	54.097	29.730	1:23.827	84.99	1.727	15:25:58.831

P28 91		Ben WEST		Suzuki SV650 - RV2 power		
IDEAL LAP TIME : 1:22.085		BEST LAP TIME : 1:23.221		DIFFERENCE : 1.136		
LAP	SECTOR 1	SECTOR 2	LAP TIME	MPH	DIFF	TIME OF DAY
1 -		29.686	1:32.321	77.17	9.100	15:17:39.267
2 -	54.705	29.240	1:23.945 (3)	84.87	0.724	15:19:03.212
3 -	54.181	<b>29.040</b>	<b>1:23.221 (1)</b>	<b>85.61</b>		<b>15:20:26.433</b>
4 -	53.471	30.230	1:23.701 (2)	85.12	0.480	15:21:50.134
5 -	<b>53.045</b>	33.099	1:26.144	82.70	2.923	15:23:16.278
6 -	54.915	29.929	1:24.844	83.97	1.623	15:24:41.122
7 -	54.790	29.748	1:24.538	84.27	1.317	15:26:05.660

P29 138		Craig JARMIN		Suzuki SV650 - BK Racing		
IDEAL LAP TIME : 1:26.122		BEST LAP TIME : 1:26.273		DIFFERENCE : 0.151		
LAP	SECTOR 1	SECTOR 2	LAP TIME	MPH	DIFF	TIME OF DAY
1 -		30.582	1:34.132	75.68	7.859	15:17:41.078
2 -	56.552	30.684	1:27.236 (3)	81.67	0.963	15:19:08.314
3 -	<b>55.963</b>	30.770	1:26.733 (2)	82.14	0.460	15:20:35.047
4 -	57.184	30.524	1:27.708	81.23	1.435	15:22:02.755
5 -	57.206	30.457	1:27.663	81.27	1.390	15:23:30.418
6 -	56.114	<b>30.159</b>	<b>1:26.273 (1)</b>	<b>82.58</b>		<b>15:24:56.691</b>
7 -	56.635	30.786	1:27.421	81.49	1.148	15:26:24.112

P30 47		Tristan BOHANAN		Suzuki SV650 - Myself		
IDEAL LAP TIME : 1:26.365		BEST LAP TIME : 1:26.477		DIFFERENCE : 0.112		
LAP	SECTOR 1	SECTOR 2	LAP TIME	MPH	DIFF	TIME OF DAY
1 -		<b>30.181</b>	1:33.966	75.82	7.489	15:17:40.912
2 -	<b>56.184</b>	30.293	<b>1:26.477 (1)</b>	<b>82.38</b>		<b>15:19:07.389</b>
3 -	56.356	30.942	1:27.298 (2)	81.61	0.821	15:20:34.687
4 -	57.051	30.692	1:27.743 (3)	81.19	1.266	15:22:02.430
5 -	57.194	31.527	1:28.721	80.30	2.244	15:23:31.151
6 -	56.929	31.544	1:28.473	80.52	1.996	15:24:59.624
7 -	57.324	32.237	1:29.561	79.55	3.084	15:26:29.185

Weather / Track : Cloudy / Dry

Donington Park National  
Circuit Length = 1.9790 miles  
Start: 15:16 Flag 15:25 End: 15:26

# BMCRC - MRO Championships 2021 - Rnd 5 @ Donington National

## MRO Minitwins

### RACE 11 - SECTOR ANALYSIS



SECTOR 1 = FL to I1, SECTOR 2 = I1 to FL, DIFF = Difference To Personal Best Lap, P = Crossed Finish Line in Pit Lane, D = Time Disallowed

<b>P31 70</b>		<b>Vanessa GILLAM</b>		Suzuki SV650 - No More Straps Ltd			
IDEAL LAP TIME : 1:35.172		BEST LAP TIME : 1:35.172		DIFFERENCE : 0.000			
LAP	SECTOR 1	SECTOR 2	LAP TIME	MPH	DIFF	TIME OF DAY	
1 -		33.480	1:43.416	68.89	8.244	15:17:50.362	
2 -	1:02.816	33.224	1:36.040 (2)	74.18	0.868	15:19:26.402	
3 -	1:03.669	33.968	1:37.637	72.97	2.465	15:21:04.039	
4 -	1:04.140	34.499	1:38.639	72.22	3.467	15:22:42.678	
5 -	<b>1:02.427</b>	<b>32.745</b>	<b>1:35.172 (1)</b>	<b>74.86</b>		<b>15:24:17.850</b>	
6 -	1:03.553	33.831	1:37.384 (3)	73.16	2.212	15:25:55.234	

<b>P32 274</b>		<b>Peter HORNE</b>		Suzuki SV650 -			
IDEAL LAP TIME : 1:27.933		BEST LAP TIME : 1:28.039		DIFFERENCE : 0.106			
LAP	SECTOR 1	SECTOR 2	LAP TIME	MPH	DIFF	TIME OF DAY	
1 -		33.118	1:41.296	70.33	13.257	15:17:48.242	
2 -	57.575	31.212	1:28.787 (2)	80.24	0.748	15:19:17.029	
3 -	58.335	30.957	1:29.292 (3)	79.79	1.253	15:20:46.321	
4 -	59.515	30.991	1:30.506	78.72	2.467	15:22:16.827	
5 -	57.241	<b>30.798</b>	<b>1:28.039 (1)</b>	<b>80.92</b>		<b>15:23:44.866</b>	

<b>P33 555</b>		<b>Steven PRITCHARD</b>		Suzuki SV650 -			
IDEAL LAP TIME : 1:36.005		BEST LAP TIME : 1:36.123		DIFFERENCE : 0.118			
LAP	SECTOR 1	SECTOR 2	LAP TIME	MPH	DIFF	TIME OF DAY	
1 -		<b>33.541</b>	1:41.320	70.31	5.197	15:17:48.266	
2 -	<b>1:02.464</b>	33.659	<b>1:36.123 (1)</b>	<b>74.12</b>		<b>15:19:24.389</b>	
3 -	1:04.671	33.631	1:38.302 (2)	72.47	2.179	15:21:02.691	
4 -	1:04.966	IN PIT	1:42.237 P	69.68	6.114	15:22:44.928	

<b>P34 140</b>		<b>Luke LAWSON</b>		Suzuki SV650 - Lpl plastering and maintenance			
IDEAL LAP TIME :		BEST LAP TIME :		DIFFERENCE :			
LAP	SECTOR 1	SECTOR 2	LAP TIME	MPH	DIFF	TIME OF DAY	
1 -		<b>30.117</b>	1:32.467	77.05		15:17:39.413	

# BMCRC - MRO Championships 2021 - Rnd 5 @ Donington National

## MRO Minitwins

### RACE 11 - BEST SECTORS

SECTOR 1			SECTOR 2			IDEAL / BEST COMPARISON						
POS	NO	NAME	TIME	NO	NAME	TIME	POS	NO	NAME	IDEAL	BEST	DIFF
									<b>PERFECT LAP</b>	<b>1:16.287</b>		
1	95	REYNOLDS	49.316	78	POVAH	26.971	1	78	POVAH	1:16.347	1:16.468	0.121
2	78	POVAH	49.376	95	REYNOLDS	27.042	2	95	REYNOLDS	1:16.358	1:16.556	0.198
3	232	WETHERELL	49.387	232	WETHERELL	27.059	3	232	WETHERELL	1:16.446	1:16.594	0.148
4	661	HARRIS	49.805	661	HARRIS	27.144	4	661	HARRIS	1:16.949	1:17.156	0.207
5	96	HARRIS	50.234	96	HARRIS	27.322	5	96	HARRIS	1:17.556	1:17.556	0.000
6	710	HENSTOCK	50.482	710	HENSTOCK	27.582	6	710	HENSTOCK	1:18.064	1:18.292	0.228
7	184	TWYFORD	50.496	66	DUCRAN	27.663	7	184	TWYFORD	1:18.273	1:18.432	0.159
8	97	MANN	50.906	184	TWYFORD	27.777	8	97	MANN	1:18.821	1:19.117	0.296
9	112	NAGY	51.175	58	SHEEHAN	27.812	9	58	SHEEHAN	1:19.066	1:19.066	0.000
10	5	MANTELL	51.208	97	MANN	27.915	10	66	DUCRAN	1:19.092	1:19.114	0.022
11	16	COOPER	51.232	16	COOPER	27.980	11	5	MANTELL	1:19.188	1:19.493	0.305
12	58	SHEEHAN	51.254	5	MANTELL	27.980	12	112	NAGY	1:19.198	1:19.282	0.084
13	19	LILLEY	51.393	112	NAGY	28.023	13	16	COOPER	1:19.212	1:19.212	0.000
14	66	DUCRAN	51.429	19	LILLEY	28.078	14	19	LILLEY	1:19.471	1:19.618	0.147
15	99	ELLIS	51.808	99	ELLIS	28.379	15	99	ELLIS	1:20.187	1:20.416	0.229
16	81	MAY	51.827	189	LAWSON	28.526	16	81	MAY	1:20.361	1:20.654	0.293
17	11	O'LEARY	52.637	81	MAY	28.534	17	170	CRAMPTON	1:21.398	1:21.505	0.107
18	170	CRAMPTON	52.760	561	LESLIE	28.547	18	561	LESLIE	1:21.470	1:22.052	0.582
19	53	PARKES	52.844	170	CRAMPTON	28.638	19	53	PARKES	1:21.524	1:22.073	0.549
20	23	BECKETT	52.863	53	PARKES	28.680	20	11	O'LEARY	1:21.850	1:22.367	0.517
21	84	BRANCO	52.918	144	CRONIN	28.806	21	84	BRANCO	1:21.993	1:22.469	0.476
22	561	LESLIE	52.923	159	RIDGWELL	28.932	22	91	WEST	1:22.085	1:23.221	1.136
23	91	WEST	53.045	91	WEST	29.040	23	189	LAWSON	1:22.094	1:22.329	0.235
24	144	CRONIN	53.294	34	JOHNSON	29.058	24	144	CRONIN	1:22.100	1:22.100	0.000
25	159	RIDGWELL	53.332	40	WILKINSON	29.072	25	159	RIDGWELL	1:22.264	1:22.264	0.000
26	40	WILKINSON	53.359	84	BRANCO	29.075	26	23	BECKETT	1:22.264	1:22.294	0.030
27	189	LAWSON	53.568	11	O'LEARY	29.213	27	40	WILKINSON	1:22.431	1:22.487	0.056
28	34	JOHNSON	53.720	23	BECKETT	29.401	28	34	JOHNSON	1:22.778	1:22.778	0.000
29	138	JARMIN	55.963	140	LAWSON	30.117	29	138	JARMIN	1:26.122	1:26.273	0.151
30	47	BOHANAN	56.184	138	JARMIN	30.159	30	47	BOHANAN	1:26.365	1:26.477	0.112
31	274	HORNE	57.135	47	BOHANAN	30.181	31	274	HORNE	1:27.933	1:28.039	0.106
32	70	GILLAM	1:02.427	274	HORNE	30.798	32	70	GILLAM	1:35.172	1:35.172	0.000
33	555	PRITCHARD	1:02.464	70	GILLAM	32.745	33	555	PRITCHARD	1:36.005	1:36.123	0.118
34				555	PRITCHARD	33.541	34	140	LAWSON			

Weather / Track : Cloudy / Dry

Donington Park National  
Circuit Length = 1.9790 miles  
Start: 15:16 Flag 15:25 End: 15:26

Results can be found at [www.tsl-timing.com](http://www.tsl-timing.com)

Printed - 15:27 Saturday, 04 September 2021

# BMCRC - MRO Championships 2021 - Rnd 5 @ Donington National

## MRO Minitwins

### RACE 11 - STATISTICS

<b>Competitors Started</b>	34
<b>Planned Start</b>	2021-09-04 @ 15:25:00.000
<b>Actual Start</b>	2021-09-04 @ 15:16:06.945
<b>Finish Time</b>	2021-09-04 @ 15:25:09.973
<b>Track Length</b>	1.9790mi.
<b>Total Laps</b>	226
<b>Total Distance Covered</b>	447.2691mi.

#### Session Fastest Lap History

NO	NAME	LAP TIME	TIME OF DAY	LAP	VEHICLE
95	John REYNOLDS	1:16.933	15:18:44.312	2	Suzuki SV650
232	Matt WETHERELL	1:16.594	15:20:01.942	3	Suzuki SV650
78	Keith POVAH	1:16.592	15:20:02.340	3	Suzuki SV650
78	Keith POVAH	1:16.468	15:21:18.807	4	Suzuki SV650

#### Session Leader History

NO	NAME	FROM LAP	LAPS LED	DISTANCE	VEHICLE
95	John REYNOLDS	1	4	7.87 miles	Suzuki SV650
78	Keith POVAH	5	1	1.97 miles	Suzuki SV650
95	John REYNOLDS	6	2	3.95 miles	Suzuki SV650

#### Flag History

TYPE	TIME OF DAY
GREEN	15:16:06.945
FINISH	15:25:09.973

#### Flag Statistics

TYPE	COUNT	TOTAL LAPS	TOTAL TIME
Green	1	7	10:28.910
Red	0	0	0.000
Safety Car	0	0	0.000
FCY	0	0	0.000

Weather / Track : Cloudy / Dry

Results can be found at [www.tsl-timing.com](http://www.tsl-timing.com)

Donington Park National  
Circuit Length = 1.9790 miles  
Start: 15:16 Flag 15:25 End: 15:26

Printed - 15:27 Saturday, 04 September 2021

# BMCRC - MRO Championships 2021 - Rnd 5 @ Donington National



## MRO Minitwins

### RACE 21 - GRID (7 Laps)

ROW 13	39		38		37	<b>51</b> Andrew DURANT
ROW 12	36	<b>169</b> Robert MILES	35	<b>15</b> Dale BREW	34	<b>140</b> Luke LAWSON
ROW 11		1:36.123		1:35.172		1:28.039
ROW 10	33	<b>555</b> Steven PRITCHARD	32	<b>70</b> Vanessa GILLAM	31	<b>274</b> Peter HORNE
ROW 9		1:26.477		1:26.273		1:23.221
ROW 8	30	<b>47</b> Tristan BOHANAN	29	<b>138</b> Craig JARMIN	28	<b>91</b> Ben WEST
ROW 7		1:22.778		1:22.487		1:22.469
ROW 6	27	<b>34</b> Andrew JOHNSON	26	<b>40</b> Simon WILKINSON	25	<b>84</b> Ricardo BRANCO
ROW 5		1:22.367		1:22.329		1:22.294
ROW 4	24	<b>11</b> Darren O'LEARY	23	<b>189</b> Mark LAWSON	22	<b>23</b> Claire BECKETT
ROW 3		1:22.264		1:22.100		1:22.073
ROW 2	21	<b>159</b> Benn RIDGWELL	20	<b>144</b> Nick CRONIN	19	<b>53</b> Roger PARKES
ROW 1		1:22.052		1:21.505		1:20.654
ROW 13	18	<b>561</b> David LESLIE	17	<b>170</b> David CRAMPTON	16	<b>81</b> Malvern MAY
ROW 12		1:20.416		1:19.618		1:19.493
ROW 11	15	<b>99</b> Lee ELLIS	14	<b>19</b> Kevin LILLEY	13	<b>5</b> Barry MANTELL
ROW 10		1:19.282		1:19.212		1:19.117
ROW 9	12	<b>112</b> James NAGY	11	<b>16</b> Martin COOPER	10	<b>97</b> Alex MANN
ROW 8		1:19.114		1:19.066		1:18.432
ROW 7	9	<b>66</b> Mitch DUCRAN	8	<b>58</b> James SHEEHAN	7	<b>184</b> David TWYFORD
ROW 6		1:18.292		1:17.556		1:17.156
ROW 5	6	<b>710</b> Craig HENSTOCK	5	<b>96</b> Dan HARRIS	4	<b>661</b> Cameron HARRIS
ROW 4		1:16.594		1:16.556		1:16.468
ROW 3	3	<b>232</b> Matt WETHERELL	2	<b>95</b> John REYNOLDS	1	<b>78</b> Keith POVAH
ROW 2						<b>Pole</b>

Donington Park National  
Circuit Length = 1.9790 miles

These results are provisional until the conclusion of any judicial and technical matters.

Clerk Of Course :	Stewards :	Timekeeper :
-------------------	------------	--------------

Results can be found at [www.tsl-timing.com](http://www.tsl-timing.com)

Printed - 15:29 Saturday, 04 September 2021





# BMCRC - MRO Championships 2021 - Rnd 5 @ Donington National



## MRO Minitwins

### RACE 21 - CLASSIFICATION

POS	NO	NAME	ENTRY	LAPS	TIME	GAP	DIFF	MPH	BEST	ON
1	95	John REYNOLDS	Suzuki SV650 - Fins Motorcycles	4	5:12.995			90.61	1:17.156	3
2	661	Cameron HARRIS	Suzuki SV650 - HARRIS PERFORMANCE	4	5:13.082	0.087	0.087	90.58	1:17.058	3
3	78	Keith POVAH	Suzuki SV650 - Instagram @crap.sack give us a folk	4	5:13.245	0.250	0.163	90.54	1:17.258	3
4	96	Dan HARRIS	Suzuki SV650 - HP Racing	4	5:13.803	0.808	0.558	90.38	1:17.415	2
5	710	Craig HENSTOCK	Suzuki SV650 - Alheavy Ltd / Kronos Threat Manage	4	5:15.547	2.552	1.744	89.88	1:17.649	3
6	112	James NAGY	Suzuki SV650 -	4	5:19.432	6.437	3.885	88.78	1:18.149	2
7	66	Mitch DUCRAN	Suzuki SV650 - JP Haulage	4	5:19.900	6.905	0.468	88.65	1:18.620	2
8	16	Martin COOPER	Suzuki SV650 -	4	5:21.011	8.016	1.111	88.35	1:18.334	3
9	19	Kevin LILLEY	Suzuki SV650 - Trafalgar Cleaning Eqpt. / Steve Jorr	4	5:21.727	8.732	0.716	88.15	1:18.549	2
10	5	Barry MANTELL	Suzuki SV650 S - Swedish car connection	4	5:22.362	9.367	0.635	87.98	1:19.097	2
11	184	David TWYFORD	Suzuki SV650 -	4	5:22.450	9.455	0.088	87.95	1:18.432	4
12	99	Lee ELLIS	Suzuki SV650 -	4	5:28.275	15.280	5.825	86.39	1:20.295	2
13	170	David CRAMPTON	Suzuki SV650 -	4	5:28.464	15.469	0.189	86.34	1:20.259	2
14	53	Roger PARKES	Suzuki SV650 - Simply Owners Ltd	4	5:34.059	21.064	5.595	84.90	1:21.599	3
15	561	David LESLIE	Suzuki SV650 -	4	5:34.480	21.485	0.421	84.79	1:21.466	2
16	11	Darren O'LEARY	Suzuki SV650 - Yusha Racing	4	5:36.784	23.789	2.304	84.21	1:22.468	3
17	159	Benn RIDGWELL	Suzuki SV650 - Ridgey Racing	4	5:37.724	24.729	0.940	83.97	1:21.311	3
18	97	Alex MANN	Suzuki SV650 - TT50 Cars, Michael Jones Jewellers,	4	5:38.225	25.230	0.501	83.85	1:20.555	4
19	84	Ricardo BRANCO	Suzuki SV650 - IMP Racing	4	5:38.577	25.582	0.352	83.76	1:22.360	3
20	34	Andrew JOHNSON	Suzuki SV650 - Rose & Charlie Racing	4	5:38.915	25.920	0.338	83.68	1:22.453	2
21	23	Claire BECKETT	Suzuki SV650 - P Sheils & Sons	4	5:40.545	27.550	1.630	83.28	1:23.246	4
22	189	Mark LAWSON	Suzuki SV650 - Crawfords metal detectors	4	5:40.703	27.708	0.158	83.24	1:23.059	2
23	144	Nick CRONIN	Suzuki SV650 -	4	5:41.866	28.871	1.163	82.96	1:23.509	3
24	40	Simon WILKINSON	Suzuki SV650 - S P Wilkinson Engineering Ltd	4	5:42.158	29.163	0.292	82.89	1:23.276	3
25	555	Steven PRITCHARD	Suzuki SV650 -	4	5:42.421	29.426	0.263	82.82	1:23.251	3
26	91	Ben WEST	Suzuki SV650 - RV2 power	4	5:42.672	29.677	0.251	82.76	1:22.682	2
27	140	Luke LAWSON	Suzuki SV650 - Lpl plastering and maintenance	4	5:44.020	31.025	1.348	82.44	1:23.559	4
28	138	Craig JARMIN	Suzuki SV650 - BK Racing	4	5:52.010	39.015	7.990	80.57	1:25.696	2
29	47	Tristan BOHANAN	Suzuki SV650 - Myself	4	5:52.791	39.796	0.781	80.39	1:25.566	2
30	274	Peter HORNE	Suzuki SV650 -	4	6:06.417	53.422	13.626	77.40	1:29.355	3
31	15	Dale BREW	Suzuki SV650 - Ayre Mowers Ltd	4	6:31.988	1:18.993	25.571	72.35	1:35.496	3
32	70	Vanessa GILLAM	Suzuki SV650 - No More Straps Ltd	4	6:34.896	1:21.901	2.908	71.82	1:36.674	2

#### FASTEST LAP

661 Cameron HARRIS Suzuki SV650 - HARRIS PERFORMANCE 3 1:17.058 92.45 mph 148.79 kph

92.5% of Race Speed = 83.81 mph

Weather / Track : Cloudy / Dry

These results are provisional until the conclusion of any judicial and technical matters.

Donington Park National: 1.9790 miles

Race Distance: 4 Laps / 7.91 miles

Start: 18:25 Flag 18:30 End: 18:32

Clerk Of Course :	Stewards :	Timekeeper :

Results can be found at [www.tsl-timing.com](http://www.tsl-timing.com)

Printed - 18:33 Saturday, 04 September 2021



# BMCRC - MRO Championships 2021 - Rnd 5 @ Donington National

## MRO Minitwins

### RACE 21 - LAP CHART

LAP 1 @ 18:26:54.869			LAP 2 @ 18:28:12.780			LAP 3 @ 18:29:29.936			LAP 4 @ 18:30:47.750		
NO	BEHIND	LAP TIME	NO	BEHIND	LAP TIME	NO	BEHIND	LAP TIME	NO	BEHIND	LAP TIME
78		1:20.114	95		1:17.662	95		1:17.156	95		1:17.814
95	0.249	1:20.363	78	0.088	1:17.999	78	0.190	1:17.258	661	0.087	1:17.514
661	1.017	1:21.131	661	0.485	1:17.379	661	0.387	1:17.058	78	0.250	1:17.874
96	1.108	1:21.222	96	0.612	1:17.415	96	1.012	1:17.556	96	0.808	1:17.610
710	1.785	1:21.899	710	1.709	1:17.835	710	2.202	1:17.649	710	2.552	1:18.164
66	2.683	1:22.797	66	3.392	1:18.620	66	5.154	1:18.918	112	6.437	1:18.936
112	3.900	1:24.014	112	4.138	1:18.149	112	5.315	1:18.333	66	6.905	1:19.565
16	4.628	1:24.742	16	5.206	1:18.489	16	6.384	1:18.334	16	8.016	1:19.446
5	4.841	1:24.955	19	5.915	1:18.549	19	7.881	1:19.122	19	8.732	1:18.665
19	5.277	1:25.391	5	6.027	1:19.097	5	8.000	1:19.129	5	9.367	1:19.181
184	5.530	1:25.644	184	6.433	1:18.814	184	8.837	1:19.560	184	9.455	1:18.432
99	6.063	1:26.177	99	8.447	1:20.295	99	12.017	1:20.726	99	15.280	1:21.077
170	6.407	1:26.521	170	8.755	1:20.259	170	12.459	1:20.860	170	15.469	1:20.824
561	7.665	1:27.779	561	11.220	1:21.466	53	16.419	1:21.599	53	21.064	1:22.459
53	8.038	1:28.152	53	11.976	1:21.849	561	17.174	1:23.110	561	21.485	1:22.125
23	8.641	1:28.755	11	13.613	1:22.730	159	17.856	1:21.311	11	23.789	1:22.678
11	8.794	1:28.908	159	13.701	1:22.518	11	18.925	1:22.468	159	24.729	1:24.687
159	9.094	1:29.208	34	14.585	1:22.453	34	19.986	1:22.557	97	25.230	1:20.555
34	10.043	1:30.157	23	15.085	1:24.355	84	20.595	1:22.360	84	25.582	1:22.801
84	10.168	1:30.282	84	15.391	1:23.134	23	22.118	1:24.189	34	25.920	1:23.748
189	10.532	1:30.646	189	15.680	1:23.059	189	22.342	1:23.818	23	27.550	1:23.246
144	10.963	1:31.077	91	15.933	1:22.682	97	22.489	1:20.618	189	27.708	1:23.180
91	11.162	1:31.276	144	16.565	1:23.513	91	22.807	1:24.030	144	28.871	1:23.767
40	11.275	1:31.389	40	16.989	1:23.625	144	22.918	1:23.509	40	29.163	1:23.868
555	12.013	1:32.127	555	17.394	1:23.292	40	23.109	1:23.276	555	29.426	1:23.751
140	12.550	1:32.664	140	18.633	1:23.994	555	23.489	1:23.251	91	29.677	1:24.684
47	13.231	1:33.345	97	19.027	1:21.015	140	25.280	1:23.803	140	31.025	1:23.559
138	13.950	1:34.064	47	20.886	1:25.566	47	30.358	1:26.628	138	39.015	1:25.773
97	15.923	1:36.037	138	21.735	1:25.696	138	31.056	1:26.477	47	39.796	1:27.252
274	17.412	1:37.526	274	28.880	1:29.379	274	41.079	1:29.355	274	53.422	1:30.157
15	23.321	1:43.435	15	42.068	1:36.658	15	1:00.408	1:35.496	15	1:18.993	1:36.399
70	24.363	1:44.477	70	43.126	1:36.674	70	1:02.853	1:36.883	70	1:21.901	1:36.862

Weather / Track : Cloudy / Dry

Results can be found at [www.tsl-timing.com](http://www.tsl-timing.com)

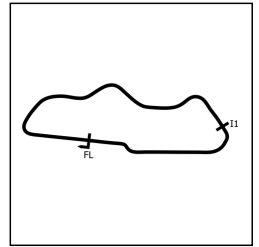
Donington Park National  
Circuit Length = 1.9790 miles  
Start: 18:25 Flag 18:30 End: 18:32

Printed - 18:33 Saturday, 04 September 2021

# BMCRC - MRO Championships 2021 - Rnd 5 @ Donington National

## MRO Minitwins

### RACE 21 - SECTOR ANALYSIS



SECTOR 1 = FL to I1, SECTOR 2 = I1 to FL, DIFF = Difference To Personal Best Lap, P = Crossed Finish Line in Pit Lane, D = Time Disallowed

P1 95		John REYNOLDS		Suzuki SV650 - Fins Motorcycles		
IDEAL LAP TIME : 1:16.794		BEST LAP TIME : 1:17.156		DIFFERENCE : 0.362		
LAP	SECTOR 1	SECTOR 2	LAP TIME	MPH	DIFF	TIME OF DAY
1 -		<b>26.946</b>	1:20.363	88.65	3.207	18:26:55.118
2 -	50.123	27.539	1:17.662 (2)	91.73	0.506	18:28:12.780
3 -	50.068	27.088	<b>1:17.156 (1)</b>	<b>92.34</b>		<b>18:29:29.936</b>
4 -	<b>49.848</b>	27.966	1:17.814 (3)	91.55	0.658	18:30:47.750

P2 661		Cameron HARRIS		Suzuki SV650 - HARRIS PERFORMANCE		
IDEAL LAP TIME : 1:16.889		BEST LAP TIME : 1:17.058		DIFFERENCE : 0.169		
LAP	SECTOR 1	SECTOR 2	LAP TIME	MPH	DIFF	TIME OF DAY
1 -		27.459	1:21.131	87.81	4.073	18:26:55.886
2 -	50.025	27.354	1:17.379 (2)	92.07	0.321	18:28:13.265
3 -	50.056	<b>27.002</b>	<b>1:17.058 (1)</b>	<b>92.45</b>		<b>18:29:30.323</b>
4 -	<b>49.887</b>	27.627	1:17.514 (3)	91.91	0.456	18:30:47.837

P3 78		Keith POVAH		Suzuki SV650 - Instagram @crap.sack give us a follow!		
IDEAL LAP TIME : 1:16.749		BEST LAP TIME : 1:17.258		DIFFERENCE : 0.509		
LAP	SECTOR 1	SECTOR 2	LAP TIME	MPH	DIFF	TIME OF DAY
1 -		<b>26.941</b>	1:20.114	88.93	2.856	18:26:54.869
2 -	50.642	27.357	1:17.999 (3)	91.34	0.741	18:28:12.868
3 -	50.232	27.026	<b>1:17.258 (1)</b>	<b>92.21</b>		<b>18:29:30.126</b>
4 -	<b>49.808</b>	28.066	1:17.874 (2)	91.48	0.616	18:30:48.000

P4 96		Dan HARRIS		Suzuki SV650 - HP Racing		
IDEAL LAP TIME : 1:17.235		BEST LAP TIME : 1:17.415		DIFFERENCE : 0.180		
LAP	SECTOR 1	SECTOR 2	LAP TIME	MPH	DIFF	TIME OF DAY
1 -		27.290	1:21.222	87.71	3.807	18:26:55.977
2 -	50.298	<b>27.117</b>	<b>1:17.415 (1)</b>	<b>92.03</b>		<b>18:28:13.392</b>
3 -	50.357	27.199	1:17.556 (2)	91.86	0.141	18:29:30.948
4 -	<b>50.118</b>	27.492	1:17.610 (3)	91.80	0.195	18:30:48.558

P5 710		Craig HENSTOCK		Suzuki SV650 - Alheavy Ltd / Kronos Threat Management		
IDEAL LAP TIME : 1:17.649		BEST LAP TIME : 1:17.649		DIFFERENCE : 0.000		
LAP	SECTOR 1	SECTOR 2	LAP TIME	MPH	DIFF	TIME OF DAY
1 -		27.389	1:21.899	86.99	4.250	18:26:56.654
2 -	50.499	27.336	1:17.835 (2)	91.53	0.186	18:28:14.489
3 -	<b>50.355</b>	<b>27.294</b>	<b>1:17.649 (1)</b>	<b>91.75</b>		<b>18:29:32.138</b>
4 -	50.794	27.370	1:18.164 (3)	91.14	0.515	18:30:50.302

P6 112		James NAGY		Suzuki SV650 -		
IDEAL LAP TIME : 1:17.905		BEST LAP TIME : 1:18.149		DIFFERENCE : 0.244		
LAP	SECTOR 1	SECTOR 2	LAP TIME	MPH	DIFF	TIME OF DAY
1 -		27.410	1:24.014	84.80	5.865	18:26:58.769
2 -	50.966	<b>27.183</b>	<b>1:18.149 (1)</b>	<b>91.16</b>		<b>18:28:16.918</b>
3 -	<b>50.722</b>	27.611	1:18.333 (2)	90.95	0.184	18:29:35.251
4 -	51.383	27.553	1:18.936 (3)	90.25	0.787	18:30:54.187

P7 66		Mitch DUCRAN		Suzuki SV650 - JP Haulage		
IDEAL LAP TIME : 1:18.619		BEST LAP TIME : 1:18.620		DIFFERENCE : 0.001		
LAP	SECTOR 1	SECTOR 2	LAP TIME	MPH	DIFF	TIME OF DAY
1 -		27.504	1:22.797	86.04	4.177	18:26:57.552
2 -	51.321	<b>27.299</b>	<b>1:18.620 (1)</b>	<b>90.62</b>		<b>18:28:16.172</b>
3 -	<b>51.320</b>	27.598	1:18.918 (2)	90.27	0.298	18:29:35.090
4 -	51.764	27.801	1:19.565 (3)	89.54	0.945	18:30:54.655

Weather / Track : Cloudy / Dry

Donington Park National  
Circuit Length = 1.9790 miles  
Start: 18:25 Flag 18:30 End: 18:32

# BMCRC - MRO Championships 2021 - Rnd 5 @ Donington National

## MRO Minitwins

### RACE 21 - SECTOR ANALYSIS



SECTOR 1 = FL to I1, SECTOR 2 = I1 to FL, DIFF = Difference To Personal Best Lap, P = Crossed Finish Line in Pit Lane, D = Time Disallowed

P8 16		Martin COOPER		Suzuki SV650 -		
IDEAL LAP TIME : 1:18.082		BEST LAP TIME : 1:18.334		DIFFERENCE : 0.252		
LAP	SECTOR 1	SECTOR 2	LAP TIME	MPH	DIFF	TIME OF DAY
1 -		27.905	1:24.742	84.07	6.408	18:26:59.497
2 -	51.064	<b>27.425</b>	1:18.489 (2)	90.77	0.155	18:28:17.986
3 -	<b>50.657</b>	27.677	<b>1:18.334 (1)</b>	<b>90.95</b>		<b>18:29:36.320</b>
4 -	51.409	28.037	1:19.446 (3)	89.67	1.112	18:30:55.766

P9 19		Kevin LILLEY		Suzuki SV650 - Trafalgar Cleaning Eqpt. / Steve Jordan Motorcy		
IDEAL LAP TIME : 1:18.549		BEST LAP TIME : 1:18.549		DIFFERENCE : 0.000		
LAP	SECTOR 1	SECTOR 2	LAP TIME	MPH	DIFF	TIME OF DAY
1 -		28.034	1:25.391	83.43	6.842	18:27:00.146
2 -	<b>50.954</b>	<b>27.595</b>	<b>1:18.549 (1)</b>	<b>90.70</b>		<b>18:28:18.695</b>
3 -	51.268	27.854	1:19.122 (3)	90.04	0.573	18:29:37.817
4 -	51.003	27.662	1:18.665 (2)	90.56	0.116	18:30:56.482

P10 5		Barry MANTELL		Suzuki SV650 S - Swedish car connection		
IDEAL LAP TIME : 1:18.699		BEST LAP TIME : 1:19.097		DIFFERENCE : 0.398		
LAP	SECTOR 1	SECTOR 2	LAP TIME	MPH	DIFF	TIME OF DAY
1 -		27.782	1:24.955	83.86	5.858	18:26:59.710
2 -	51.643	<b>27.454</b>	<b>1:19.097 (1)</b>	<b>90.07</b>		<b>18:28:18.807</b>
3 -	51.536	27.593	1:19.129 (2)	90.03	0.032	18:29:37.936
4 -	<b>51.245</b>	27.936	1:19.181 (3)	89.97	0.084	18:30:57.117

P11 184		David TWYFORD		Suzuki SV650 -		
IDEAL LAP TIME : 1:18.432		BEST LAP TIME : 1:18.432		DIFFERENCE : 0.000		
LAP	SECTOR 1	SECTOR 2	LAP TIME	MPH	DIFF	TIME OF DAY
1 -		28.225	1:25.644	83.18	7.212	18:27:00.399
2 -	51.272	27.542	1:18.814 (2)	90.39	0.382	18:28:19.213
3 -	51.508	28.052	1:19.560 (3)	89.55	1.128	18:29:38.773
4 -	<b>50.977</b>	<b>27.455</b>	<b>1:18.432 (1)</b>	<b>90.83</b>		<b>18:30:57.205</b>

P12 99		Lee ELLIS		Suzuki SV650 -		
IDEAL LAP TIME : 1:20.234		BEST LAP TIME : 1:20.295		DIFFERENCE : 0.061		
LAP	SECTOR 1	SECTOR 2	LAP TIME	MPH	DIFF	TIME OF DAY
1 -		28.372	1:26.177	82.67	5.882	18:27:00.932
2 -	<b>51.931</b>	28.364	<b>1:20.295 (1)</b>	<b>88.73</b>		<b>18:28:21.227</b>
3 -	52.423	<b>28.303</b>	1:20.726 (2)	88.25	0.431	18:29:41.953
4 -	52.460	28.617	1:21.077 (3)	87.87	0.782	18:31:03.030

P13 170		David CRAMPTON		Suzuki SV650 -		
IDEAL LAP TIME : 1:20.259		BEST LAP TIME : 1:20.259		DIFFERENCE : 0.000		
LAP	SECTOR 1	SECTOR 2	LAP TIME	MPH	DIFF	TIME OF DAY
1 -		28.464	1:26.521	82.34	6.262	18:27:01.276
2 -	<b>51.985</b>	<b>28.274</b>	<b>1:20.259 (1)</b>	<b>88.77</b>		<b>18:28:21.535</b>
3 -	52.467	28.393	1:20.860 (3)	88.11	0.601	18:29:42.395
4 -	52.211	28.613	1:20.824 (2)	88.15	0.565	18:31:03.219

P14 53		Roger PARKES		Suzuki SV650 - Simply Owners Ltd		
IDEAL LAP TIME : 1:21.444		BEST LAP TIME : 1:21.599		DIFFERENCE : 0.155		
LAP	SECTOR 1	SECTOR 2	LAP TIME	MPH	DIFF	TIME OF DAY
1 -		29.499	1:28.152	80.82	6.553	18:27:02.907
2 -	53.247	28.602	1:21.849 (2)	87.04	0.250	18:28:24.756
3 -	<b>53.178</b>	28.421	<b>1:21.599 (1)</b>	<b>87.31</b>		<b>18:29:46.355</b>
4 -	54.193	<b>28.266</b>	1:22.459 (3)	86.40	0.860	18:31:08.814

Weather / Track : Cloudy / Dry

Donington Park National  
Circuit Length = 1.9790 miles  
Start: 18:25 Flag 18:30 End: 18:32

# BMCRC - MRO Championships 2021 - Rnd 5 @ Donington National

## MRO Minitwins

### RACE 21 - SECTOR ANALYSIS



SECTOR 1 = FL to I1, SECTOR 2 = I1 to FL, DIFF = Difference To Personal Best Lap, P = Crossed Finish Line in Pit Lane, D = Time Disallowed

P15 561		David LESLIE		Suzuki SV650 -		
IDEAL LAP TIME : 1:21.203		BEST LAP TIME : 1:21.466		DIFFERENCE : 0.263		
LAP	SECTOR 1	SECTOR 2	LAP TIME	MPH	DIFF	TIME OF DAY
1 -		28.785	1:27.779	81.16	6.313	18:27:02.534
2 -	<b>52.950</b>	28.516	<b>1:21.466 (1)</b>	<b>87.45</b>		<b>18:28:24.000</b>
3 -	54.624	28.486	1:23.110 (3)	85.72	1.644	18:29:47.110
4 -	53.872	<b>28.253</b>	1:22.125 (2)	86.75	0.659	18:31:09.235

P16 11		Darren O'LEARY		Suzuki SV650 - Yusha Racing		
IDEAL LAP TIME : 1:21.853		BEST LAP TIME : 1:22.468		DIFFERENCE : 0.615		
LAP	SECTOR 1	SECTOR 2	LAP TIME	MPH	DIFF	TIME OF DAY
1 -		29.244	1:28.908	80.13	6.440	18:27:03.663
2 -	53.601	29.129	1:22.730 (3)	86.11	0.262	18:28:26.393
3 -	53.642	<b>28.826</b>	<b>1:22.468 (1)</b>	<b>86.39</b>		<b>18:29:48.861</b>
4 -	<b>53.027</b>	29.651	1:22.678 (2)	86.17	0.210	18:31:11.539

P17 159		Benn RIDGWELL		Suzuki SV650 - Ridgely Racing		
IDEAL LAP TIME : 1:21.311		BEST LAP TIME : 1:21.311		DIFFERENCE : 0.000		
LAP	SECTOR 1	SECTOR 2	LAP TIME	MPH	DIFF	TIME OF DAY
1 -		29.313	1:29.208	79.86	7.897	18:27:03.963
2 -	53.566	28.952	1:22.518 (2)	86.34	1.207	18:28:26.481
3 -	<b>53.187</b>	<b>28.124</b>	<b>1:21.311 (1)</b>	<b>87.62</b>		<b>18:29:47.792</b>
4 -	54.188	30.499	1:24.687 (3)	84.12	3.376	18:31:12.479

P18 97		Alex MANN		Suzuki SV650 - TT50 Cars, Michael Jones Jewellers, Denham He		
IDEAL LAP TIME : 1:20.339		BEST LAP TIME : 1:20.555		DIFFERENCE : 0.216		
LAP	SECTOR 1	SECTOR 2	LAP TIME	MPH	DIFF	TIME OF DAY
1 -		40.014	1:36.037	74.18	15.482	18:27:10.792
2 -	52.672	<b>28.343</b>	1:21.015 (3)	87.94	0.460	18:28:31.807
3 -	<b>51.996</b>	28.622	1:20.618 (2)	88.37	0.063	18:29:52.425
4 -	52.041	28.514	<b>1:20.555 (1)</b>	<b>88.44</b>		<b>18:31:12.980</b>

P19 84		Ricardo BRANCO		Suzuki SV650 - IMP Racing		
IDEAL LAP TIME : 1:22.360		BEST LAP TIME : 1:22.360		DIFFERENCE : 0.000		
LAP	SECTOR 1	SECTOR 2	LAP TIME	MPH	DIFF	TIME OF DAY
1 -		29.937	1:30.282	78.91	7.922	18:27:05.037
2 -	53.860	29.274	1:23.134 (3)	85.70	0.774	18:28:28.171
3 -	<b>53.389</b>	<b>28.971</b>	<b>1:22.360 (1)</b>	<b>86.50</b>		<b>18:29:50.531</b>
4 -	53.554	29.247	1:22.801 (2)	86.04	0.441	18:31:13.332

P20 34		Andrew JOHNSON		Suzuki SV650 - Rose & Charlie Racing		
IDEAL LAP TIME : 1:22.302		BEST LAP TIME : 1:22.453		DIFFERENCE : 0.151		
LAP	SECTOR 1	SECTOR 2	LAP TIME	MPH	DIFF	TIME OF DAY
1 -		29.549	1:30.157	79.02	7.704	18:27:04.912
2 -	<b>53.661</b>	28.792	<b>1:22.453 (1)</b>	<b>86.40</b>		<b>18:28:27.365</b>
3 -	53.916	<b>28.641</b>	1:22.557 (2)	86.29	0.104	18:29:49.922
4 -	54.371	29.377	1:23.748 (3)	85.07	1.295	18:31:13.670

P21 23		Claire BECKETT		Suzuki SV650 - P Sheils & Sons		
IDEAL LAP TIME : 1:23.204		BEST LAP TIME : 1:23.246		DIFFERENCE : 0.042		
LAP	SECTOR 1	SECTOR 2	LAP TIME	MPH	DIFF	TIME OF DAY
1 -		29.384	1:28.755	80.27	5.509	18:27:03.510
2 -	55.238	<b>29.117</b>	1:24.355 (3)	84.46	1.109	18:28:27.865
3 -	54.446	29.743	1:24.189 (2)	84.62	0.943	18:29:52.054
4 -	<b>54.087</b>	29.159	<b>1:23.246 (1)</b>	<b>85.58</b>		<b>18:31:15.300</b>

Weather / Track : Cloudy / Dry

Donington Park National  
Circuit Length = 1.9790 miles  
Start: 18:25 Flag 18:30 End: 18:32

# BMCRC - MRO Championships 2021 - Rnd 5 @ Donington National

## MRO Minitwins

### RACE 21 - SECTOR ANALYSIS



SECTOR 1 = FL to I1, SECTOR 2 = I1 to FL, DIFF = Difference To Personal Best Lap, P = Crossed Finish Line in Pit Lane, D = Time Disallowed

P22 189		Mark LAWSON		Suzuki SV650 - Crawfords metal detectors		
IDEAL LAP TIME : 1:22.873		BEST LAP TIME : 1:23.059		DIFFERENCE : 0.186		
LAP	SECTOR 1	SECTOR 2	LAP TIME	MPH	DIFF	TIME OF DAY
1 -		29.728	1:30.646	78.59	7.587	18:27:05.401
2 -	<b>53.982</b>	29.077	<b>1:23.059 (1)</b>	<b>85.77</b>		<b>18:28:28.460</b>
3 -	54.493	29.325	1:23.818 (3)	85.00	0.759	18:29:52.278
4 -	54.289	<b>28.891</b>	1:23.180 (2)	85.65	0.121	18:31:15.458

P23 144		Nick CRONIN		Suzuki SV650 -		
IDEAL LAP TIME : 1:23.207		BEST LAP TIME : 1:23.509		DIFFERENCE : 0.302		
LAP	SECTOR 1	SECTOR 2	LAP TIME	MPH	DIFF	TIME OF DAY
1 -		29.914	1:31.077	78.22	7.568	18:27:05.832
2 -	54.128	<b>29.385</b>	1:23.513 (2)	85.31	0.004	18:28:29.345
3 -	<b>53.822</b>	29.687	<b>1:23.509 (1)</b>	<b>85.31</b>		<b>18:29:52.854</b>
4 -	54.048	29.719	1:23.767 (3)	85.05	0.258	18:31:16.621

P24 40		Simon WILKINSON		Suzuki SV650 - S P Wilkinson Engineering Ltd		
IDEAL LAP TIME : 1:23.149		BEST LAP TIME : 1:23.276		DIFFERENCE : 0.127		
LAP	SECTOR 1	SECTOR 2	LAP TIME	MPH	DIFF	TIME OF DAY
1 -		29.543	1:31.389	77.95	8.113	18:27:06.144
2 -	54.260	<b>29.365</b>	1:23.625 (2)	85.19	0.349	18:28:29.769
3 -	<b>53.784</b>	29.492	<b>1:23.276 (1)</b>	<b>85.55</b>		<b>18:29:53.045</b>
4 -	54.334	29.534	1:23.868 (3)	84.95	0.592	18:31:16.913

P25 555		Steven PRITCHARD		Suzuki SV650 -		
IDEAL LAP TIME : 1:23.171		BEST LAP TIME : 1:23.251		DIFFERENCE : 0.080		
LAP	SECTOR 1	SECTOR 2	LAP TIME	MPH	DIFF	TIME OF DAY
1 -		29.694	1:32.127	77.33	8.876	18:27:06.882
2 -	<b>54.154</b>	29.138	1:23.292 (2)	85.53	0.041	18:28:30.174
3 -	54.234	<b>29.017</b>	<b>1:23.251 (1)</b>	<b>85.58</b>		<b>18:29:53.425</b>
4 -	54.374	29.377	1:23.751 (3)	85.06	0.500	18:31:17.176

P26 91		Ben WEST		Suzuki SV650 - RV2 power		
IDEAL LAP TIME : 1:22.682		BEST LAP TIME : 1:22.682		DIFFERENCE : 0.000		
LAP	SECTOR 1	SECTOR 2	LAP TIME	MPH	DIFF	TIME OF DAY
1 -		29.550	1:31.276	78.05	8.594	18:27:06.031
2 -	<b>53.700</b>	<b>28.982</b>	<b>1:22.682 (1)</b>	<b>86.16</b>		<b>18:28:28.713</b>
3 -	53.924	30.106	1:24.030 (2)	84.78	1.348	18:29:52.743
4 -	53.829	30.855	1:24.684 (3)	84.13	2.002	18:31:17.427

P27 140		Luke LAWSON		Suzuki SV650 - Lpl plastering and maintenance		
IDEAL LAP TIME : 1:23.390		BEST LAP TIME : 1:23.559		DIFFERENCE : 0.169		
LAP	SECTOR 1	SECTOR 2	LAP TIME	MPH	DIFF	TIME OF DAY
1 -		29.721	1:32.664	76.88	9.105	18:27:07.419
2 -	54.937	29.057	1:23.994 (3)	84.82	0.435	18:28:31.413
3 -	<b>54.361</b>	29.442	1:23.803 (2)	85.01	0.244	18:29:55.216
4 -	54.530	<b>29.029</b>	<b>1:23.559 (1)</b>	<b>85.26</b>		<b>18:31:18.775</b>

P28 138		Craig JARMIN		Suzuki SV650 - BK Racing		
IDEAL LAP TIME : 1:25.573		BEST LAP TIME : 1:25.696		DIFFERENCE : 0.123		
LAP	SECTOR 1	SECTOR 2	LAP TIME	MPH	DIFF	TIME OF DAY
1 -		29.910	1:34.064	75.74	8.368	18:27:08.819
2 -	<b>55.878</b>	29.818	<b>1:25.696 (1)</b>	<b>83.13</b>		<b>18:28:34.515</b>
3 -	55.892	30.585	1:26.477 (3)	82.38	0.781	18:30:00.992
4 -	56.078	<b>29.695</b>	1:25.773 (2)	83.06	0.077	18:31:26.765

Weather / Track : Cloudy / Dry

Donington Park National  
Circuit Length = 1.9790 miles  
Start: 18:25 Flag 18:30 End: 18:32

# BMCRC - MRO Championships 2021 - Rnd 5 @ Donington National

## MRO Minitwins

### RACE 21 - SECTOR ANALYSIS



SECTOR 1 = FL to I1, SECTOR 2 = I1 to FL, DIFF = Difference To Personal Best Lap, P = Crossed Finish Line in Pit Lane, D = Time Disallowed

P29 47		Tristan BOHANAN		Suzuki SV650 - Myself		
IDEAL LAP TIME : 1:25.431		BEST LAP TIME : 1:25.566		DIFFERENCE : 0.135		
LAP	SECTOR 1	SECTOR 2	LAP TIME	MPH	DIFF	TIME OF DAY
1 -		30.064	1:33.345	76.32	7.779	18:27:08.100
2 -	<b>55.445</b>	30.121	<b>1:25.566 (1)</b>	<b>83.26</b>		<b>18:28:33.666</b>
3 -	56.437	30.191	1:26.628 (2)	82.24	1.062	18:30:00.294
4 -	57.266	<b>29.986</b>	1:27.252 (3)	81.65	1.686	18:31:27.546

P30 274		Peter HORNE		Suzuki SV650 -		
IDEAL LAP TIME : 1:29.034		BEST LAP TIME : 1:29.355		DIFFERENCE : 0.321		
LAP	SECTOR 1	SECTOR 2	LAP TIME	MPH	DIFF	TIME OF DAY
1 -		31.547	1:37.526	73.05	8.171	18:27:12.281
2 -	58.491	<b>30.888</b>	1:29.379 (2)	79.71	0.024	18:28:41.660
3 -	58.158	31.197	<b>1:29.355 (1)</b>	<b>79.73</b>		<b>18:30:11.015</b>
4 -	<b>58.146</b>	32.011	1:30.157 (3)	79.02	0.802	18:31:41.172

P31 15		Dale BREW		Suzuki SV650 - Ayre Mowers Ltd		
IDEAL LAP TIME : 1:35.496		BEST LAP TIME : 1:35.496		DIFFERENCE : 0.000		
LAP	SECTOR 1	SECTOR 2	LAP TIME	MPH	DIFF	TIME OF DAY
1 -		33.385	1:43.435	68.87	7.939	18:27:18.190
2 -	1:03.725	32.933	1:36.658 (3)	73.70	1.162	18:28:54.848
3 -	<b>1:02.751</b>	<b>32.745</b>	<b>1:35.496 (1)</b>	<b>74.60</b>		<b>18:30:30.344</b>
4 -	1:03.251	33.148	1:36.399 (2)	73.90	0.903	18:32:06.743

P32 70		Vanessa GILLAM		Suzuki SV650 - No More Straps Ltd		
IDEAL LAP TIME : 1:36.567		BEST LAP TIME : 1:36.674		DIFFERENCE : 0.107		
LAP	SECTOR 1	SECTOR 2	LAP TIME	MPH	DIFF	TIME OF DAY
1 -		33.163	1:44.477	68.19	7.803	18:27:19.232
2 -	<b>1:03.607</b>	33.067	<b>1:36.674 (1)</b>	<b>73.69</b>		<b>18:28:55.906</b>
3 -	1:03.808	33.075	1:36.883 (3)	73.53	0.209	18:30:32.789
4 -	1:03.902	<b>32.960</b>	1:36.862 (2)	73.55	0.188	18:32:09.651

Weather / Track : Cloudy / Dry

Donington Park National  
 Circuit Length = 1.9790 miles  
 Start: 18:25 Flag 18:30 End: 18:32

# BMCRC - MRO Championships 2021 - Rnd 5 @ Donington National

## MRO Minitwins

### RACE 21 - BEST SECTORS

SECTOR 1			SECTOR 2			IDEAL / BEST COMPARISON						
POS	NO	NAME	TIME	NO	NAME	TIME	POS	NO	NAME	IDEAL	BEST	DIFF
									<b>PERFECT LAP</b>	<b>1:16.749</b>		
1	78	POVAH	49.808	78	POVAH	26.941	1	78	POVAH	1:16.749	1:17.258	0.509
2	95	REYNOLDS	49.848	95	REYNOLDS	26.946	2	95	REYNOLDS	1:16.794	1:17.156	0.362
3	661	HARRIS	49.887	661	HARRIS	27.002	3	661	HARRIS	1:16.889	1:17.058	0.169
4	96	HARRIS	50.118	96	HARRIS	27.117	4	96	HARRIS	1:17.235	1:17.415	0.180
5	710	HENSTOCK	50.355	112	NAGY	27.183	5	710	HENSTOCK	1:17.649	1:17.649	0.000
6	16	COOPER	50.657	710	HENSTOCK	27.294	6	112	NAGY	1:17.905	1:18.149	0.244
7	112	NAGY	50.722	66	DUCRAN	27.299	7	16	COOPER	1:18.082	1:18.334	0.252
8	19	LILLEY	50.954	16	COOPER	27.425	8	184	TWYFORD	1:18.432	1:18.432	0.000
9	184	TWYFORD	50.977	5	MANTELL	27.454	9	19	LILLEY	1:18.549	1:18.549	0.000
10	5	MANTELL	51.245	184	TWYFORD	27.455	10	66	DUCRAN	1:18.619	1:18.620	0.001
11	66	DUCRAN	51.320	19	LILLEY	27.595	11	5	MANTELL	1:18.699	1:19.097	0.398
12	99	ELLIS	51.931	159	RIDGWELL	28.124	12	99	ELLIS	1:20.234	1:20.295	0.061
13	170	CRAMPTON	51.985	561	LESLIE	28.253	13	170	CRAMPTON	1:20.259	1:20.259	0.000
14	97	MANN	51.996	53	PARKES	28.266	14	97	MANN	1:20.339	1:20.555	0.216
15	561	LESLIE	52.950	170	CRAMPTON	28.274	15	561	LESLIE	1:21.203	1:21.466	0.263
16	11	O'LEARY	53.027	99	ELLIS	28.303	16	159	RIDGWELL	1:21.311	1:21.311	0.000
17	53	PARKES	53.178	97	MANN	28.343	17	53	PARKES	1:21.444	1:21.599	0.155
18	159	RIDGWELL	53.187	34	JOHNSON	28.641	18	11	O'LEARY	1:21.853	1:22.468	0.615
19	84	BRANCO	53.389	11	O'LEARY	28.826	19	34	JOHNSON	1:22.302	1:22.453	0.151
20	34	JOHNSON	53.661	189	LAWSON	28.891	20	84	BRANCO	1:22.360	1:22.360	0.000
21	91	WEST	53.700	84	BRANCO	28.971	21	91	WEST	1:22.682	1:22.682	0.000
22	40	WILKINSON	53.784	91	WEST	28.982	22	189	LAWSON	1:22.873	1:23.059	0.186
23	144	CRONIN	53.822	555	PRITCHARD	29.017	23	40	WILKINSON	1:23.149	1:23.276	0.127
24	189	LAWSON	53.982	140	LAWSON	29.029	24	555	PRITCHARD	1:23.171	1:23.251	0.080
25	23	BECKETT	54.087	23	BECKETT	29.117	25	23	BECKETT	1:23.204	1:23.246	0.042
26	555	PRITCHARD	54.154	40	WILKINSON	29.365	26	144	CRONIN	1:23.207	1:23.509	0.302
27	140	LAWSON	54.361	144	CRONIN	29.385	27	140	LAWSON	1:23.390	1:23.559	0.169
28	47	BOHANAN	55.445	138	JARMIN	29.695	28	47	BOHANAN	1:25.431	1:25.566	0.135
29	138	JARMIN	55.878	47	BOHANAN	29.986	29	138	JARMIN	1:25.573	1:25.696	0.123
30	274	HORNE	58.146	274	HORNE	30.888	30	274	HORNE	1:29.034	1:29.355	0.321
31	15	BREW	1:02.751	15	BREW	32.745	31	15	BREW	1:35.496	1:35.496	0.000
32	70	GILLAM	1:03.607	70	GILLAM	32.960	32	70	GILLAM	1:36.567	1:36.674	0.107

Weather / Track : Cloudy / Dry

Donington Park National  
 Circuit Length = 1.9790 miles  
 Start: 18:25 Flag 18:30 End: 18:32

Results can be found at [www.tsl-timing.com](http://www.tsl-timing.com)

Printed - 18:33 Saturday, 04 September 2021



# BMCRC - MRO Championships 2021 - Rnd 5 @ Donington National

## MRO Minitwins

### RACE 21 - STATISTICS

**Competitors Started** 32  
**Planned Start** 2021-09-04 @ 18:21:00.000  
**Actual Start** 2021-09-04 @ 18:25:34.754  
**Finish Time** 2021-09-04 @ 18:30:47.749  
**Track Length** 1.9790mi.  
**Total Laps** 128  
**Total Distance Covered** 253.3206mi.

#### Session Fastest Lap History

NO	NAME	LAP TIME	TIME OF DAY	LAP	VEHICLE
95	John REYNOLDS	1:17.662	18:28:12.783	2	Suzuki SV650
661	Cameron HARRIS	1:17.379	18:28:13.275	2	Suzuki SV650
95	John REYNOLDS	1:17.156	18:29:29.938	3	Suzuki SV650
661	Cameron HARRIS	1:17.058	18:29:30.332	3	Suzuki SV650

#### Session Leader History

NO	NAME	FROM LAP	LAPS LED	DISTANCE	VEHICLE
78	Keith POVAH	1	1	1.94 miles	Suzuki SV650
95	John REYNOLDS	2	3	5.93 miles	Suzuki SV650

#### Flag History

TYPE	TIME OF DAY
GREEN	18:25:34.754
FINISH	18:30:47.749

#### Flag Statistics

TYPE	COUNT	TOTAL LAPS	TOTAL TIME
Green	1	4	6:51.176
Red	0	0	0.000
Safety Car	0	0	0.000
FCY	0	0	0.000

Weather / Track : Cloudy / Dry

Results can be found at [www.tsl-timing.com](http://www.tsl-timing.com)

Donington Park National  
Circuit Length = 1.9790 miles  
Start: 18:25 Flag 18:30 End: 18:32

Printed - 18:33 Saturday, 04 September 2021

# BMCRC - MRO Championships 2021 - Rnd 5 @ Donington National



## MRO Minitwins

### RACE 11 - GRID (10 Laps)

ROW 13	39		38	<b>116</b> Gareth FAITH	37	<b>62</b> James KING
ROW 12	36	<b>51</b> Andrew DURANT	35	<b>169</b> Robert MILES	34	<b>81</b> Malvern MAY
ROW 11	33	<b>58</b> James SHEEHAN	32	<b>232</b> Matt WETHERELL	31	<b>70</b> Vanessa GILLAM 1:36.674
ROW 10	30	1:35.496 <b>15</b> Dale BREW	29	1:29.355 <b>274</b> Peter HORNE	28	1:25.696 <b>138</b> Craig JARMIN
ROW 9	27	1:25.566 <b>47</b> Tristan BOHANAN	26	1:23.559 <b>140</b> Luke LAWSON	25	1:23.509 <b>144</b> Nick CRONIN
ROW 8	24	1:23.276 <b>40</b> Simon WILKINSON	23	1:23.251 <b>555</b> Steven PRITCHARD	22	1:23.246 <b>23</b> Claire BECKETT
ROW 7	21	1:23.059 <b>189</b> Mark LAWSON	20	1:22.682 <b>91</b> Ben WEST	19	1:22.468 <b>11</b> Darren O'LEARY
ROW 6	18	1:22.453 <b>34</b> Andrew JOHNSON	17	1:22.360 <b>84</b> Ricardo BRANCO	16	1:21.599 <b>53</b> Roger PARKES
ROW 5	15	1:21.466 <b>561</b> David LESLIE	14	1:21.311 <b>159</b> Benn RIDGWELL	13	1:20.555 <b>97</b> Alex MANN
ROW 4	12	1:20.295 <b>99</b> Lee ELLIS	11	1:20.259 <b>170</b> David CRAMPTON	10	1:19.097 <b>5</b> Barry MANTELL
ROW 3	9	1:18.620 <b>66</b> Mitch DUCRAN	8	1:18.549 <b>19</b> Kevin LILLEY	7	1:18.432 <b>184</b> David TWYFORD
ROW 2	6	1:18.334 <b>16</b> Martin COOPER	5	1:17.649 <b>710</b> Craig HENSTOCK	4	1:17.415 <b>96</b> Dan HARRIS
ROW 1	3	1:17.258 <b>78</b> Keith POVAH	2	1:17.156 <b>95</b> John REYNOLDS	1	1:17.058 <b>661</b> Cameron HARRIS

**Pole**

These results are provisional until the conclusion of any judicial and technical matters.

Donington Park National  
Circuit Length = 1.9790 miles

Clerk Of Course :	Stewards :	Timekeeper :
-------------------	------------	--------------

Results can be found at [www.tsl-timing.com](http://www.tsl-timing.com)

Printed - 18:35 Saturday, 04 September 2021



# BMCRC - MRO Championships 2021 - Rnd 5 @ Donington National



## MRO Minitwins

### RACE 11 - CLASSIFICATION

POS	NO	NAME	ENTRY	LAPS	TIME	GAP	DIFF	MPH	BEST	ON
1	95	John REYNOLDS	Suzuki SV650 - Fins Motorcycles	10	12:59.557			91.21	1:17.125	9
2	78	Keith POVAH	Suzuki SV650 - Instagram @crap.sack give us a follc	10	12:59.929	0.372	0.372	91.17	1:17.140	4
3	661	Cameron HARRIS	Suzuki SV650 - HARRIS PERFORMANCE	10	13:00.569	1.012	0.640	91.10	1:17.030	10
4	96	Dan HARRIS	Suzuki SV650 - HP Racing	10	13:01.186	1.629	0.617	91.02	1:17.096	8
5	184	David TWYFORD	Suzuki SV650 -	10	13:08.587	9.030	7.401	90.17	1:17.223	3
6	710	Craig HENSTOCK	Suzuki SV650 - Alheavy Ltd / Kronos Threat Manage	10	13:13.715	14.158	5.128	89.59	1:17.927	10
7	19	Kevin LILLEY	Suzuki SV650 - Trafalgar Cleaning Eqpt. / Steve Jorr	10	13:14.389	14.832	0.674	89.51	1:18.322	5
8	16	Martin COOPER	Suzuki SV650 -	10	13:20.357	20.800	5.968	88.84	1:18.922	9
9	97	Alex MANN	Suzuki SV650 - TT50 Cars,Michael Jones Jewellers,	10	13:20.548	20.991	0.191	88.82	1:18.418	5
10	5	Barry MANTELL	Suzuki SV650 S - Swedish car connection	10	13:20.735	21.178	0.187	88.80	1:19.054	4
11	58	James SHEEHAN	Suzuki SV650 - Sheehan Racing	10	13:31.998	32.441	11.263	87.57	1:19.161	10
12	99	Lee ELLIS	Suzuki SV650 -	10	13:34.254	34.697	2.256	87.33	1:19.783	9
13	53	Roger PARKES	Suzuki SV650 - Simply Owners Ltd	10	13:45.634	46.077	11.380	86.12	1:21.482	3
14	23	Claire BECKETT	Suzuki SV650 - P Sheils & Sons	10	13:50.673	51.116	5.039	85.60	1:21.363	5
15	561	David LESLIE	Suzuki SV650 -	10	13:50.820	51.263	0.147	85.59	1:21.259	8
16	34	Andrew JOHNSON	Suzuki SV650 - Rose & Charlie Racing	10	13:55.709	56.152	4.889	85.08	1:22.319	4
17	84	Ricardo BRANCO	Suzuki SV650 - IMP Racing	10	13:55.813	56.256	0.104	85.07	1:22.171	5
18	40	Simon WILKINSON	Suzuki SV650 - S P Wilkinson Engineering Ltd	10	13:55.998	56.441	0.185	85.05	1:21.477	10
19	62	James KING	Suzuki SV650 - King and Drury construction	10	13:56.801	57.244	0.803	84.97	1:21.711	7
20	159	Benn RIDGWELL	Suzuki SV650 - Ridgey Racing	10	13:58.388	58.831	1.587	84.81	1:21.766	4
21	91	Ben WEST	Suzuki SV650 - RV2 power	10	13:58.478	58.921	0.090	84.80	1:22.515	8
22	140	Luke LAWSON	Suzuki SV650 - Lpl plastering and maintenance	10	13:58.997	59.440	0.519	84.75	1:21.907	7
23	144	Nick CRONIN	Suzuki SV650 -	10	13:59.912	1:00.355	0.915	84.66	1:22.296	10
24	138	Craig JARMIN	Suzuki SV650 - BK Racing	9	13:13.136	1 Lap	1 Lap	80.67	1:26.537	8
25	47	Tristan BOHANAN	Suzuki SV650 - Myself	9	13:13.262	1 Lap	0.126	80.66	1:25.626	2
26	116	Gareth FAITH	Suzuki SV650 - Sitramoto	9	13:58.068	1 Lap	44.806	76.34	1:29.681	8
27	274	Peter HORNE	Suzuki SV650 -	9	14:03.321	1 Lap	5.253	75.87	1:29.214	9
28	555	Steven PRITCHARD	Suzuki SV650 -	9	14:11.610	1 Lap	8.289	75.13	1:32.109	6
29	15	Dale BREW	Suzuki SV650 - Ayre Mowers Ltd	9	14:17.159	1 Lap	5.549	74.64	1:33.401	9
30	70	Vanessa GILLAM	Suzuki SV650 - No More Straps Ltd	9	14:30.885	1 Lap	13.726	73.47	1:35.153	5

#### NOT CLASSIFIED

DNF	11	Darren O'LEARY	Suzuki SV650 - Yusha Racing	9	12:51.783	1 Lap		82.90	1:21.807	5
DNF	170	David CRAMPTON	Suzuki SV650 -	8	11:08.428	2 Laps	1 Lap	85.06	1:20.256	2
DNF	189	Mark LAWSON	Suzuki SV650 - Crawfords metal detectors	5	7:03.102	5 Laps	3 Laps	83.87	1:22.946	5
DNF	66	Mitch DUCRAN	Suzuki SV650 - JP Haulage	2	2:40.356	8 Laps	3 Laps	88.00	1:17.855	2

#### FASTEST LAP

661	Cameron HARRIS	Suzuki SV650 - HARRIS PERFORMANCE	10	1:17.030	92.49 mph	148.85 kph
-----	----------------	-----------------------------------	----	----------	-----------	------------

92.5% of Race Speed = 84.36 mph

Weather / Track : Sunny / Dry

These results are provisional until the conclusion of any judicial and technical matters.

Donington Park National: 1.9790 miles

Race Distance: 10 Laps / 19.79 miles

Start: 12:31 Flag 12:44 End: 12:46

Clerk Of Course :	Stewards :	Timekeeper :
-------------------	------------	--------------

Results can be found at [www.tsl-timing.com](http://www.tsl-timing.com)

Printed - 12:46 Sunday, 05 September 2021





# BMCRC - MRO Championships 2021 - Rnd 5 @ Donington National

## MRO Minitwins

### RACE 11 - LAP CHART

184	9.030	1:19.929
138	1 Lap	1:26.766
47	1 Lap	1:26.315
710	14.158	1:17.927
19	14.832	1:18.378
16	20.800	1:19.381
97	20.991	1:20.332
5	21.178	1:19.134
58	32.441	1:19.161
99	34.697	1:20.861
53	46.077	1:21.844
23	51.116	1:23.367
561	51.263	1:23.392
34	56.152	1:22.777
84	56.256	1:23.351
40	56.441	1:21.477
62	57.244	1:21.930
116	1 Lap	1:32.795
159	58.831	1:24.441
91	58.921	1:23.275
140	59.440	1:23.390
144	1:00.355	1:22.296
274	1 Lap	1:29.214
555	1 Lap	1:33.957
15	1 Lap	1:33.401
70	1 Lap	1:36.915

# BMCRC - MRO Championships 2021 - Rnd 5 @ Donington National

## MRO Minitwins

### RACE 11 - SECTOR ANALYSIS



SECTOR 1 = FL to I1, SECTOR 2 = I1 to FL, DIFF = Difference To Personal Best Lap, P = Crossed Finish Line in Pit Lane, D = Time Disallowed

P1 95		John REYNOLDS		Suzuki SV650 - Fins Motorcycles		
IDEAL LAP TIME : 1:16.767		BEST LAP TIME : 1:17.125		DIFFERENCE : 0.358		
LAP	SECTOR 1	SECTOR 2	LAP TIME	MPH	DIFF	TIME OF DAY
1 -		27.167	1:20.622	88.37	3.497	12:33:20.174
2 -	50.315	27.102	1:17.417	92.02	0.292	12:34:37.591
3 -	50.018	27.321	1:17.339 (3)	92.12	0.214	12:35:54.930
4 -	50.249	27.423	1:17.672	91.72	0.547	12:37:12.602
5 -	50.365	27.317	1:17.682	91.71	0.557	12:38:30.284
6 -	51.614	27.175	1:18.789	90.42	1.664	12:39:49.073
7 -	50.582	27.681	1:18.263	91.03	1.138	12:41:07.336
8 -	<b>49.994</b>	27.193	1:17.187 (2)	92.30	0.062	12:42:24.523
9 -	50.352	<b>26.773</b>	<b>1:17.125 (1)</b>	<b>92.37</b>		<b>12:43:41.648</b>
10 -	50.198	27.263	1:17.461	91.97	0.336	12:44:59.109

P2 78		Keith POVAH		Suzuki SV650 - Instagram @crap.sack give us a follow!		
IDEAL LAP TIME : 1:16.758		BEST LAP TIME : 1:17.140		DIFFERENCE : 0.382		
LAP	SECTOR 1	SECTOR 2	LAP TIME	MPH	DIFF	TIME OF DAY
1 -		<b>26.988</b>	1:20.762	88.21	3.622	12:33:20.314
2 -	50.437	27.886	1:18.323	90.96	1.183	12:34:38.637
3 -	50.002	27.350	1:17.352	92.10	0.212	12:35:55.989
4 -	49.879	27.261	<b>1:17.140 (1)</b>	<b>92.35</b>		<b>12:37:13.129</b>
5 -	50.055	27.438	1:17.493	91.93	0.353	12:38:30.622
6 -	51.251	27.246	1:18.497	90.76	1.357	12:39:49.119
7 -	50.839	27.461	1:18.300	90.99	1.160	12:41:07.419
8 -	50.159	27.146	1:17.305 (3)	92.16	0.165	12:42:24.724
9 -	50.430	27.101	1:17.531	91.89	0.391	12:43:42.255
10 -	<b>49.770</b>	27.456	1:17.226 (2)	92.25	0.086	12:44:59.481

P3 661		Cameron HARRIS		Suzuki SV650 - HARRIS PERFORMANCE		
IDEAL LAP TIME : 1:16.946		BEST LAP TIME : 1:17.030		DIFFERENCE : 0.084		
LAP	SECTOR 1	SECTOR 2	LAP TIME	MPH	DIFF	TIME OF DAY
1 -		27.641	1:21.625	87.28	4.595	12:33:21.177
2 -	50.046	27.415	1:17.461	91.97	0.431	12:34:38.638
3 -	<b>49.830</b>	27.875	1:17.705	91.68	0.675	12:35:56.343
4 -	49.989	27.298	1:17.287 (3)	92.18	0.257	12:37:13.630
5 -	49.841	27.391	1:17.232 (2)	92.24	0.202	12:38:30.862
6 -	51.471	27.701	1:19.172	89.98	2.142	12:39:50.034
7 -	50.148	27.342	1:17.490	91.94	0.460	12:41:07.524
8 -	50.324	<b>27.116</b>	1:17.440	92.00	0.410	12:42:24.964
9 -	50.813	27.314	1:18.127	91.19	1.097	12:43:43.091
10 -	49.832	27.198	<b>1:17.030 (1)</b>	<b>92.49</b>		<b>12:45:00.121</b>

P4 96		Dan HARRIS		Suzuki SV650 - HP Racing		
IDEAL LAP TIME : 1:17.046		BEST LAP TIME : 1:17.096		DIFFERENCE : 0.050		
LAP	SECTOR 1	SECTOR 2	LAP TIME	MPH	DIFF	TIME OF DAY
1 -		27.537	1:21.808	87.08	4.712	12:33:21.360
2 -	50.281	27.186	1:17.467 (3)	91.97	0.371	12:34:38.827
3 -	50.158	27.440	1:17.598	91.81	0.502	12:35:56.425
4 -	50.301	27.337	1:17.638	91.76	0.542	12:37:14.063
5 -	50.591	27.295	1:17.886	91.47	0.790	12:38:31.949
6 -	51.544	27.117	1:18.661	90.57	1.565	12:39:50.610
7 -	50.364	27.205	1:17.569	91.84	0.473	12:41:08.179
8 -	<b>49.980</b>	27.116	<b>1:17.096 (1)</b>	<b>92.41</b>		<b>12:42:25.275</b>
9 -	50.996	27.368	1:18.364	90.91	1.268	12:43:43.639
10 -	50.033	<b>27.066</b>	1:17.099 (2)	92.40	0.003	12:45:00.738

Weather / Track : Sunny / Dry

Donington Park National  
Circuit Length = 1.9790 miles  
Start: 12:31 Flag 12:44 End: 12:46

# BMCRC - MRO Championships 2021 - Rnd 5 @ Donington National

## MRO Minitwins

### RACE 11 - SECTOR ANALYSIS



SECTOR 1 = FL to I1, SECTOR 2 = I1 to FL, DIFF = Difference To Personal Best Lap, P = Crossed Finish Line in Pit Lane, D = Time Disallowed

<b>P5 184</b>		<b>David TWYFORD</b>		Suzuki SV650 -		
IDEAL LAP TIME : 1:17.191		BEST LAP TIME : 1:17.223		DIFFERENCE : 0.032		
LAP	SECTOR 1	SECTOR 2	LAP TIME	MPH	DIFF	TIME OF DAY
1 -		27.291	1:22.215	86.65	4.992	12:33:21.767
2 -	50.730	<b>27.128</b>	1:17.858 (3)	91.50	0.635	12:34:39.625
3 -	<b>50.063</b>	27.160	<b>1:17.223 (1)</b>	<b>92.26</b>		<b>12:35:56.848</b>
4 -	50.326	27.706	1:18.032	91.30	0.809	12:37:14.880
5 -	50.393	27.129	1:17.522 (2)	91.90	0.299	12:38:32.402
6 -	51.975	27.752	1:19.727	89.36	2.504	12:39:52.129
7 -	51.099	27.657	1:18.756	90.46	1.533	12:41:10.885
8 -	51.011	27.777	1:18.788	90.42	1.565	12:42:29.673
9 -	50.856	27.681	1:18.537	90.71	1.314	12:43:48.210
10 -	51.740	28.189	1:19.929	89.13	2.706	12:45:08.139

<b>P6 710</b>		<b>Craig HENSTOCK</b>		Suzuki SV650 - Alheavy Ltd / Kronos Threat Management		
IDEAL LAP TIME : 1:17.767		BEST LAP TIME : 1:17.927		DIFFERENCE : 0.160		
LAP	SECTOR 1	SECTOR 2	LAP TIME	MPH	DIFF	TIME OF DAY
1 -		27.884	1:23.974	84.84	6.047	12:33:23.526
2 -	52.297	<b>27.227</b>	1:19.524	89.59	1.597	12:34:43.050
3 -	50.793	27.726	1:18.519 (2)	90.73	0.592	12:36:01.569
4 -	50.883	27.646	1:18.529 (3)	90.72	0.602	12:37:20.098
5 -	51.019	27.946	1:18.965	90.22	1.038	12:38:39.063
6 -	51.512	27.499	1:19.011	90.17	1.084	12:39:58.074
7 -	51.109	27.454	1:18.563	90.68	0.636	12:41:16.637
8 -	51.058	28.556	1:19.614	89.48	1.687	12:42:36.251
9 -	51.542	27.547	1:19.089	90.08	1.162	12:43:55.340
10 -	<b>50.540</b>	27.387	<b>1:17.927 (1)</b>	<b>91.42</b>		<b>12:45:13.267</b>

<b>P7 19</b>		<b>Kevin LILLEY</b>		Suzuki SV650 - Trafalgar Cleaning Eqpt. / Steve Jordan Motorcy		
IDEAL LAP TIME : 1:18.123		BEST LAP TIME : 1:18.322		DIFFERENCE : 0.199		
LAP	SECTOR 1	SECTOR 2	LAP TIME	MPH	DIFF	TIME OF DAY
1 -		27.745	1:24.062	84.75	5.740	12:33:23.614
2 -	51.661	27.667	1:19.328	89.81	1.006	12:34:42.942
3 -	51.281	27.995	1:19.276	89.87	0.954	12:36:02.218
4 -	50.893	27.785	1:18.678 (3)	90.55	0.356	12:37:20.896
5 -	50.998	<b>27.324</b>	<b>1:18.322 (1)</b>	<b>90.96</b>		<b>12:38:39.218</b>
6 -	51.093	27.652	1:18.745	90.47	0.423	12:39:57.963
7 -	51.607	27.494	1:19.101	90.07	0.779	12:41:17.064
8 -	50.889	27.865	1:18.754	90.46	0.432	12:42:35.818
9 -	51.791	27.954	1:19.745	89.34	1.423	12:43:55.563
10 -	<b>50.799</b>	27.579	1:18.378 (2)	90.90	0.056	12:45:13.941

<b>P8 16</b>		<b>Martin COOPER</b>		Suzuki SV650 -		
IDEAL LAP TIME : 1:18.852		BEST LAP TIME : 1:18.922		DIFFERENCE : 0.070		
LAP	SECTOR 1	SECTOR 2	LAP TIME	MPH	DIFF	TIME OF DAY
1 -		<b>27.712</b>	1:23.390	85.43	4.468	12:33:22.942
2 -	51.188	28.041	1:19.229 (2)	89.92	0.307	12:34:42.171
3 -	51.372	28.381	1:19.753	89.33	0.831	12:36:01.924
4 -	51.796	27.985	1:19.781	89.30	0.859	12:37:21.705
5 -	51.725	27.714	1:19.439	89.68	0.517	12:38:41.144
6 -	52.273	27.822	1:20.095	88.95	1.173	12:40:01.239
7 -	52.461	28.551	1:21.012	87.94	2.090	12:41:22.251
8 -	51.336	28.019	1:19.355 (3)	89.78	0.433	12:42:41.606
9 -	<b>51.140</b>	27.782	<b>1:18.922 (1)</b>	<b>90.27</b>		<b>12:44:00.528</b>
10 -	51.278	28.103	1:19.381	89.75	0.459	12:45:19.909

Weather / Track : Sunny / Dry

Donington Park National  
Circuit Length = 1.9790 miles  
Start: 12:31 Flag 12:44 End: 12:46

# BMCRC - MRO Championships 2021 - Rnd 5 @ Donington National

## MRO Minitwins

### RACE 11 - SECTOR ANALYSIS



SECTOR 1 = FL to I1, SECTOR 2 = I1 to FL, DIFF = Difference To Personal Best Lap, P = Crossed Finish Line in Pit Lane, D = Time Disallowed

<b>P9 97 Alex MANN</b>		Suzuki SV650 - TT50 Cars, Michael Jones Jewellers, Denham He				
IDEAL LAP TIME : 1:18.418		BEST LAP TIME : 1:18.418		DIFFERENCE : 0.000		
LAP	SECTOR 1	SECTOR 2	LAP TIME	MPH	DIFF	TIME OF DAY
1 -		28.099	1:24.708	84.10	6.290	12:33:24.260
2 -	52.105	28.115	1:20.220	88.81	1.802	12:34:44.480
3 -	50.953	27.912	1:18.865 (3)	90.33	0.447	12:36:03.345
4 -	50.770	27.738	1:18.508 (2)	90.75	0.090	12:37:21.853
5 -	<b>50.685</b>	<b>27.733</b>	<b>1:18.418 (1)</b>	<b>90.85</b>		<b>12:38:40.271</b>
6 -	51.127	28.798	1:19.925	89.14	1.507	12:40:00.196
7 -	51.795	28.052	1:19.847	89.22	1.429	12:41:20.043
8 -	51.846	28.050	1:19.896	89.17	1.478	12:42:39.939
9 -	51.667	28.162	1:19.829	89.24	1.411	12:43:59.768
10 -	51.776	28.556	1:20.332	88.68	1.914	12:45:20.100

<b>P10 5 Barry MANTELL</b>		Suzuki SV650 S - Swedish car connection				
IDEAL LAP TIME : 1:18.978		BEST LAP TIME : 1:19.054		DIFFERENCE : 0.076		
LAP	SECTOR 1	SECTOR 2	LAP TIME	MPH	DIFF	TIME OF DAY
1 -		28.229	1:24.815	84.00	5.761	12:33:24.367
2 -	51.963	28.127	1:20.090	88.95	1.036	12:34:44.457
3 -	51.491	27.959	1:19.450	89.67	0.396	12:36:03.907
4 -	<b>51.325</b>	27.729	<b>1:19.054 (1)</b>	<b>90.12</b>		<b>12:37:22.961</b>
5 -	51.564	27.727	1:19.291	89.85	0.237	12:38:42.252
6 -	51.542	27.913	1:19.455	89.66	0.401	12:40:01.707
7 -	52.845	28.120	1:20.965	87.99	1.911	12:41:22.672
8 -	51.442	27.902	1:19.344	89.79	0.290	12:42:42.016
9 -	51.478	27.659	1:19.137 (3)	90.02	0.083	12:44:01.153
10 -	51.481	<b>27.653</b>	1:19.134 (2)	90.03	0.080	12:45:20.287

<b>P11 58 James SHEEHAN</b>		Suzuki SV650 - Sheehan Racing				
IDEAL LAP TIME : 1:18.894		BEST LAP TIME : 1:19.161		DIFFERENCE : 0.267		
LAP	SECTOR 1	SECTOR 2	LAP TIME	MPH	DIFF	TIME OF DAY
1 -		29.097	1:29.298	79.78	10.137	12:33:28.850
2 -	53.116	28.896	1:22.012	86.87	2.851	12:34:50.862
3 -	52.681	28.952	1:21.633	87.27	2.472	12:36:12.495
4 -	52.641	28.235	1:20.876	88.09	1.715	12:37:33.371
5 -	52.090	27.907	1:19.997	89.06	0.836	12:38:53.368
6 -	51.547	<b>27.699</b>	1:19.246 (2)	89.90	0.085	12:40:12.614
7 -	51.575	27.972	1:19.547	89.56	0.386	12:41:32.161
8 -	52.232	28.510	1:20.742	88.23	1.581	12:42:52.903
9 -	51.535	27.951	1:19.486 (3)	89.63	0.325	12:44:12.389
10 -	<b>51.195</b>	27.966	<b>1:19.161 (1)</b>	<b>90.00</b>		<b>12:45:31.550</b>

<b>P12 99 Lee ELLIS</b>		Suzuki SV650 -				
IDEAL LAP TIME : 1:19.563		BEST LAP TIME : 1:19.783		DIFFERENCE : 0.220		
LAP	SECTOR 1	SECTOR 2	LAP TIME	MPH	DIFF	TIME OF DAY
1 -		28.670	1:25.809	83.02	6.026	12:33:25.361
2 -	52.985	28.129	1:21.114	87.83	1.331	12:34:46.475
3 -	51.816	28.502	1:20.318 (2)	88.70	0.535	12:36:06.793
4 -	52.441	28.273	1:20.714 (3)	88.27	0.931	12:37:27.507
5 -	53.017	28.202	1:21.219	87.72	1.436	12:38:48.726
6 -	52.998	28.307	1:21.305	87.62	1.522	12:40:10.031
7 -	53.113	28.774	1:21.887	87.00	2.104	12:41:31.918
8 -	53.050	28.194	1:21.244	87.69	1.461	12:42:53.162
9 -	52.002	<b>27.781</b>	<b>1:19.783 (1)</b>	<b>89.30</b>		<b>12:44:12.945</b>
10 -	<b>51.782</b>	29.079	1:20.861	88.10	1.078	12:45:33.806

Weather / Track : Sunny / Dry

Donington Park National  
Circuit Length = 1.9790 miles  
Start: 12:31 Flag 12:44 End: 12:46



# BMCRC - MRO Championships 2021 - Rnd 5 @ Donington National

## MRO Minitwins

### RACE 11 - SECTOR ANALYSIS



SECTOR 1 = FL to I1, SECTOR 2 = I1 to FL, DIFF = Difference To Personal Best Lap, P = Crossed Finish Line in Pit Lane, D = Time Disallowed

P13 53		Roger PARKES		Suzuki SV650 - Simply Owners Ltd		
IDEAL LAP TIME : 1:21.194		BEST LAP TIME : 1:21.482		DIFFERENCE : 0.288		
LAP	SECTOR 1	SECTOR 2	LAP TIME	MPH	DIFF	TIME OF DAY
1 -		29.426	1:29.056	80.00	7.574	12:33:28.608
2 -	53.022	28.584	1:21.606 (3)	87.30	0.124	12:34:50.214
3 -	52.920	28.562	<b>1:21.482 (1)</b>	<b>87.43</b>		<b>12:36:11.696</b>
4 -	53.131	28.503	1:21.634	87.27	0.152	12:37:33.330
5 -	53.443	<b>28.293</b>	1:21.736	87.16	0.254	12:38:55.066
6 -	53.379	28.837	1:22.216	86.65	0.734	12:40:17.282
7 -	53.296	28.772	1:22.068	86.81	0.586	12:41:39.350
8 -	53.473	28.919	1:22.392	86.47	0.910	12:43:01.742
9 -	<b>52.901</b>	28.699	1:21.600 (2)	87.31	0.118	12:44:23.342
10 -	53.104	28.740	1:21.844	87.05	0.362	12:45:45.186

P14 23		Claire BECKETT		Suzuki SV650 - P Sheils & Sons		
IDEAL LAP TIME : 1:21.215		BEST LAP TIME : 1:21.363		DIFFERENCE : 0.148		
LAP	SECTOR 1	SECTOR 2	LAP TIME	MPH	DIFF	TIME OF DAY
1 -		<b>28.750</b>	1:27.367	81.54	6.004	12:33:26.919
2 -	53.690	29.306	1:22.996	85.84	1.633	12:34:49.915
3 -	54.000	29.117	1:23.117	85.71	1.754	12:36:13.032
4 -	52.697	28.899	1:21.596 (2)	87.31	0.233	12:37:34.628
5 -	<b>52.465</b>	28.898	<b>1:21.363 (1)</b>	<b>87.56</b>		<b>12:38:55.991</b>
6 -	52.935	29.055	1:21.990 (3)	86.89	0.627	12:40:17.981
7 -	53.475	29.479	1:22.954	85.88	1.591	12:41:40.935
8 -	53.986	29.350	1:23.336	85.49	1.973	12:43:04.271
9 -	53.583	29.004	1:22.587	86.26	1.224	12:44:26.858
10 -	54.220	29.147	1:23.367	85.46	2.004	12:45:50.225

P15 561		David LESLIE		Suzuki SV650 -		
IDEAL LAP TIME : 1:21.132		BEST LAP TIME : 1:21.259		DIFFERENCE : 0.127		
LAP	SECTOR 1	SECTOR 2	LAP TIME	MPH	DIFF	TIME OF DAY
1 -		29.835	1:29.120	79.94	7.861	12:33:28.672
2 -	53.779	28.680	1:22.459	86.40	1.200	12:34:51.131
3 -	53.747	30.284	1:24.031	84.78	2.772	12:36:15.162
4 -	53.285	28.840	1:22.125	86.75	0.866	12:37:37.287
5 -	53.401	28.788	1:22.189	86.68	0.930	12:38:59.476
6 -	53.489	28.713	1:22.202	86.67	0.943	12:40:21.678
7 -	53.536	28.447	1:21.983 (2)	86.90	0.724	12:41:43.661
8 -	<b>52.780</b>	28.479	<b>1:21.259 (1)</b>	<b>87.67</b>		<b>12:43:04.920</b>
9 -	53.708	<b>28.352</b>	1:22.060 (3)	86.82	0.801	12:44:26.980
10 -	54.414	28.978	1:23.392	85.43	2.133	12:45:50.372

P16 34		Andrew JOHNSON		Suzuki SV650 - Rose & Charlie Racing		
IDEAL LAP TIME : 1:22.307		BEST LAP TIME : 1:22.319		DIFFERENCE : 0.012		
LAP	SECTOR 1	SECTOR 2	LAP TIME	MPH	DIFF	TIME OF DAY
1 -		29.168	1:28.281	80.70	5.962	12:33:27.833
2 -	53.855	28.887	1:22.742	86.10	0.423	12:34:50.575
3 -	54.139	29.438	1:23.577	85.24	1.258	12:36:14.152
4 -	<b>53.443</b>	28.876	<b>1:22.319 (1)</b>	<b>86.54</b>		<b>12:37:36.471</b>
5 -	53.802	28.878	1:22.680 (2)	86.17	0.361	12:38:59.151
6 -	54.668	29.786	1:24.454	84.36	2.135	12:40:23.605
7 -	53.559	29.152	1:22.711 (3)	86.13	0.392	12:41:46.316
8 -	54.299	28.897	1:23.196	85.63	0.877	12:43:09.512
9 -	54.108	<b>28.864</b>	1:22.972	85.86	0.653	12:44:32.484
10 -	53.444	29.333	1:22.777	86.07	0.458	12:45:55.261

Weather / Track : Sunny / Dry

Donington Park National  
Circuit Length = 1.9790 miles  
Start: 12:31 Flag 12:44 End: 12:46

# BMCRC - MRO Championships 2021 - Rnd 5 @ Donington National

## MRO Minitwins

### RACE 11 - SECTOR ANALYSIS



SECTOR 1 = FL to I1, SECTOR 2 = I1 to FL, DIFF = Difference To Personal Best Lap, P = Crossed Finish Line in Pit Lane, D = Time Disallowed

<b>P17 84</b>		<b>Ricardo BRANCO</b>		Suzuki SV650 - IMP Racing		
IDEAL LAP TIME : 1:22.144		BEST LAP TIME : 1:22.171		DIFFERENCE : 0.027		
LAP	SECTOR 1	SECTOR 2	LAP TIME	MPH	DIFF	TIME OF DAY
1 -		30.510	1:29.180	79.89	7.009	12:33:28.732
2 -	53.594	29.490	1:23.084	85.75	0.913	12:34:51.816
3 -	53.268	29.756	1:23.024	85.81	0.853	12:36:14.840
4 -	<b>53.160</b>	29.200	1:22.360 (2)	86.50	0.189	12:37:37.200
5 -	53.187	<b>28.984</b>	<b>1:22.171 (1)</b>	<b>86.70</b>		<b>12:38:59.371</b>
6 -	54.623	29.517	1:24.140	84.67	1.969	12:40:23.511
7 -	53.233	29.210	1:22.443 (3)	86.41	0.272	12:41:45.954
8 -	53.813	29.341	1:23.154	85.68	0.983	12:43:09.108
9 -	53.625	29.281	1:22.906	85.93	0.735	12:44:32.014
10 -	53.500	29.851	1:23.351	85.47	1.180	12:45:55.365

<b>P18 40</b>		<b>Simon WILKINSON</b>		Suzuki SV650 - S P Wilkinson Engineering Ltd		
IDEAL LAP TIME : 1:21.347		BEST LAP TIME : 1:21.477		DIFFERENCE : 0.130		
LAP	SECTOR 1	SECTOR 2	LAP TIME	MPH	DIFF	TIME OF DAY
1 -		28.962	1:30.239	78.95	8.762	12:33:29.791
2 -	54.214	29.010	1:23.224	85.60	1.747	12:34:53.015
3 -	54.232	29.276	1:23.508	85.31	2.031	12:36:16.523
4 -	53.641	29.084	1:22.725	86.12	1.248	12:37:39.248
5 -	53.464	<b>28.591</b>	1:22.055 (2)	86.82	0.578	12:39:01.303
6 -	53.338	29.482	1:22.820	86.02	1.343	12:40:24.123
7 -	53.800	28.781	1:22.581 (3)	86.27	1.104	12:41:46.704
8 -	54.249	28.829	1:23.078	85.75	1.601	12:43:09.782
9 -	55.179	29.112	1:24.291	84.52	2.814	12:44:34.073
10 -	<b>52.756</b>	28.721	<b>1:21.477 (1)</b>	<b>87.44</b>		<b>12:45:55.550</b>

<b>P19 62</b>		<b>James KING</b>		Suzuki SV650 - King and Drury construction		
IDEAL LAP TIME : 1:21.570		BEST LAP TIME : 1:21.711		DIFFERENCE : 0.141		
LAP	SECTOR 1	SECTOR 2	LAP TIME	MPH	DIFF	TIME OF DAY
1 -		29.576	1:32.553	76.97	10.842	12:33:32.105
2 -	54.827	29.144	1:23.971	84.84	2.260	12:34:56.076
3 -	53.983	29.140	1:23.123	85.71	1.412	12:36:19.199
4 -	53.465	28.615	1:22.080	86.80	0.369	12:37:41.279
5 -	<b>53.085</b>	28.827	1:21.912 (2)	86.97	0.201	12:39:03.191
6 -	54.320	28.844	1:23.164	85.66	1.453	12:40:26.355
7 -	53.226	<b>28.485</b>	<b>1:21.711 (1)</b>	<b>87.19</b>		<b>12:41:48.066</b>
8 -	54.300	28.584	1:22.884	85.95	1.173	12:43:10.950
9 -	53.879	29.594	1:23.473	85.35	1.762	12:44:34.423
10 -	53.207	28.723	1:21.930 (3)	86.96	0.219	12:45:56.353

<b>P20 159</b>		<b>Benn RIDGWELL</b>		Suzuki SV650 - Ridgely Racing		
IDEAL LAP TIME : 1:21.628		BEST LAP TIME : 1:21.766		DIFFERENCE : 0.138		
LAP	SECTOR 1	SECTOR 2	LAP TIME	MPH	DIFF	TIME OF DAY
1 -		28.877	1:26.838	82.04	5.072	12:33:26.390
2 -	54.122	29.245	1:23.367 (3)	85.46	1.601	12:34:49.757
3 -	54.543	29.054	1:23.597	85.22	1.831	12:36:13.354
4 -	<b>52.896</b>	28.870	<b>1:21.766 (1)</b>	<b>87.13</b>		<b>12:37:35.120</b>
5 -	53.704	29.051	1:22.755 (2)	86.09	0.989	12:38:57.875
6 -	54.821	28.939	1:23.760	85.06	1.994	12:40:21.635
7 -	54.513	29.312	1:23.825	84.99	2.059	12:41:45.460
8 -	54.803	29.493	1:24.296	84.51	2.530	12:43:09.756
9 -	55.011	<b>28.732</b>	1:23.743	85.07	1.977	12:44:33.499
10 -	54.596	29.845	1:24.441	84.37	2.675	12:45:57.940

Weather / Track : Sunny / Dry

Donington Park National  
Circuit Length = 1.9790 miles  
Start: 12:31 Flag 12:44 End: 12:46

# BMCRC - MRO Championships 2021 - Rnd 5 @ Donington National

## MRO Minitwins

### RACE 11 - SECTOR ANALYSIS



SECTOR 1 = FL to I1, SECTOR 2 = I1 to FL, DIFF = Difference To Personal Best Lap, P = Crossed Finish Line in Pit Lane, D = Time Disallowed

P21 91		Ben WEST		Suzuki SV650 - RV2 power			
IDEAL LAP TIME : 1:22.082		BEST LAP TIME : 1:22.515		DIFFERENCE : 0.433			
LAP	SECTOR 1	SECTOR 2	LAP TIME	MPH	DIFF	TIME OF DAY	
1 -		29.440	1:31.331	78.00	8.816	12:33:30.883	
2 -	53.794	28.840	1:22.634 (3)	86.21	0.119	12:34:53.517	
3 -	54.296	29.516	1:23.812	85.00	1.297	12:36:17.329	
4 -	53.858	29.113	1:22.971	85.86	0.456	12:37:40.300	
5 -	53.790	29.711	1:23.501	85.32	0.986	12:39:03.801	
6 -	54.437	28.627	1:23.064	85.77	0.549	12:40:26.865	
7 -	<b>53.682</b>	28.868	1:22.550 (2)	86.30	0.035	12:41:49.415	
8 -	54.115	<b>28.400</b>	<b>1:22.515 (1)</b>	<b>86.34</b>		<b>12:43:11.930</b>	
9 -	53.985	28.840	1:22.825	86.02	0.310	12:44:34.755	
10 -	54.329	28.946	1:23.275	85.55	0.760	12:45:58.030	

P22 140		Luke LAWSON		Suzuki SV650 - Lpl plastering and maintenance			
IDEAL LAP TIME : 1:21.880		BEST LAP TIME : 1:21.907		DIFFERENCE : 0.027			
LAP	SECTOR 1	SECTOR 2	LAP TIME	MPH	DIFF	TIME OF DAY	
1 -		29.127	1:30.888	78.38	8.981	12:33:30.440	
2 -	54.425	29.041	1:23.466	85.35	1.559	12:34:53.906	
3 -	53.537	29.519	1:23.056	85.78	1.149	12:36:16.962	
4 -	53.696	29.327	1:23.023 (3)	85.81	1.116	12:37:39.985	
5 -	53.504	29.612	1:23.116	85.71	1.209	12:39:03.101	
6 -	54.121	28.846	1:22.967 (2)	85.87	1.060	12:40:26.068	
7 -	<b>53.118</b>	28.789	<b>1:21.907 (1)</b>	<b>86.98</b>		<b>12:41:47.975</b>	
8 -	54.796	28.873	1:23.669	85.15	1.762	12:43:11.644	
9 -	54.753	<b>28.762</b>	1:23.515	85.30	1.608	12:44:35.159	
10 -	54.118	29.272	1:23.390	85.43	1.483	12:45:58.549	

P23 144		Nick CRONIN		Suzuki SV650 -			
IDEAL LAP TIME : 1:22.284		BEST LAP TIME : 1:22.296		DIFFERENCE : 0.012			
LAP	SECTOR 1	SECTOR 2	LAP TIME	MPH	DIFF	TIME OF DAY	
1 -		29.134	1:30.631	78.61	8.335	12:33:30.183	
2 -	54.063	29.077	1:23.140	85.69	0.844	12:34:53.323	
3 -	54.101	29.779	1:23.880	84.93	1.584	12:36:17.203	
4 -	53.655	29.358	1:23.013 (3)	85.82	0.717	12:37:40.216	
5 -	53.628	29.601	1:23.229	85.60	0.933	12:39:03.445	
6 -	54.339	28.972	1:23.311	85.51	1.015	12:40:26.756	
7 -	<b>53.475</b>	29.417	1:22.892 (2)	85.95	0.596	12:41:49.648	
8 -	54.852	29.427	1:24.279	84.53	1.983	12:43:13.927	
9 -	53.503	29.738	1:23.241	85.59	0.945	12:44:37.168	
10 -	53.487	<b>28.809</b>	<b>1:22.296 (1)</b>	<b>86.57</b>		<b>12:45:59.464</b>	

P24 138		Craig JARMIN		Suzuki SV650 - BK Racing			
IDEAL LAP TIME : 1:26.265		BEST LAP TIME : 1:26.537		DIFFERENCE : 0.272			
LAP	SECTOR 1	SECTOR 2	LAP TIME	MPH	DIFF	TIME OF DAY	
1 -		30.354	1:33.705	76.03	7.168	12:33:33.257	
2 -	<b>56.259</b>	30.471	1:26.730 (2)	82.14	0.193	12:34:59.987	
3 -	56.577	30.955	1:27.532	81.39	0.995	12:36:27.519	
4 -	57.183	32.347	1:29.530	79.57	2.993	12:37:57.049	
5 -	57.450	30.749	1:28.199	80.77	1.662	12:39:25.248	
6 -	57.002	30.174	1:27.176	81.72	0.639	12:40:52.424	
7 -	56.732	30.229	1:26.961	81.92	0.424	12:42:19.385	
8 -	56.531	<b>30.006</b>	<b>1:26.537 (1)</b>	<b>82.33</b>		<b>12:43:45.922</b>	
9 -	56.589	30.177	1:26.766 (3)	82.11	0.229	12:45:12.688	

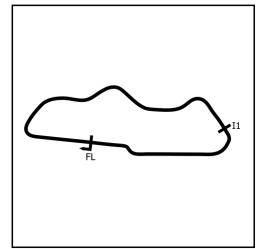
Weather / Track : Sunny / Dry

Donington Park National  
Circuit Length = 1.9790 miles  
Start: 12:31 Flag 12:44 End: 12:46

# BMCRC - MRO Championships 2021 - Rnd 5 @ Donington National

## MRO Minitwins

### RACE 11 - SECTOR ANALYSIS



SECTOR 1 = FL to I1, SECTOR 2 = I1 to FL, DIFF = Difference To Personal Best Lap, P = Crossed Finish Line in Pit Lane, D = Time Disallowed

P25 47		Tristan BOHANAN		Suzuki SV650 - Myself			
IDEAL LAP TIME : 1:25.436		BEST LAP TIME : 1:25.626		DIFFERENCE : 0.190			
LAP	SECTOR 1	SECTOR 2	LAP TIME	MPH	DIFF	TIME OF DAY	
1 -		29.919	1:32.480	77.03	6.854	12:33:32.032	
2 -	55.812	29.814	<b>1:25.626 (1)</b>	<b>83.20</b>		<b>12:34:57.658</b>	
3 -	<b>55.632</b>	33.579	1:29.211	79.86	3.585	12:36:26.869	
4 -	57.305	32.598	1:29.903	79.24	4.277	12:37:56.772	
5 -	57.246	30.894	1:28.140	80.83	2.514	12:39:24.912	
6 -	56.824	31.093	1:27.917	81.03	2.291	12:40:52.829	
7 -	56.625	30.421	1:27.046	81.84	1.420	12:42:19.875	
8 -	56.820	<b>29.804</b>	1:26.624 (3)	82.24	0.998	12:43:46.499	
9 -	56.227	30.088	1:26.315 (2)	82.54	0.689	12:45:12.814	

P26 116		Gareth FAITH		Suzuki SV650 - Sitramoto			
IDEAL LAP TIME : 1:29.681		BEST LAP TIME : 1:29.681		DIFFERENCE : 0.000			
LAP	SECTOR 1	SECTOR 2	LAP TIME	MPH	DIFF	TIME OF DAY	
1 -		32.796	1:41.021	70.52	11.340	12:33:40.573	
2 -	1:00.331	31.672	1:32.003	77.43	2.322	12:35:12.576	
3 -	1:01.807	33.435	1:35.242	74.80	5.561	12:36:47.818	
4 -	1:01.431	31.626	1:33.057	76.56	3.376	12:38:20.875	
5 -	1:01.165	31.578	1:32.743	76.82	3.062	12:39:53.618	
6 -	59.791	30.862	1:30.653 (2)	78.59	0.972	12:41:24.271	
7 -	59.390	31.483	1:30.873 (3)	78.40	1.192	12:42:55.144	
8 -	<b>58.959</b>	<b>30.722</b>	<b>1:29.681 (1)</b>	<b>79.44</b>		<b>12:44:24.825</b>	
9 -	59.459	33.336	1:32.795	76.77	3.114	12:45:57.620	

P27 274		Peter HORNE		Suzuki SV650 -			
IDEAL LAP TIME : 1:29.214		BEST LAP TIME : 1:29.214		DIFFERENCE : 0.000			
LAP	SECTOR 1	SECTOR 2	LAP TIME	MPH	DIFF	TIME OF DAY	
1 -		33.034	1:41.917	69.90	12.703	12:33:41.469	
2 -	1:01.061	32.635	1:33.696	76.03	4.482	12:35:15.165	
3 -	1:02.300	33.775	1:36.075	74.15	6.861	12:36:51.240	
4 -	1:01.818	33.451	1:35.269	74.78	6.055	12:38:26.509	
5 -	1:01.915	32.348	1:34.263	75.58	5.049	12:40:00.772	
6 -	58.823	31.146	1:29.969 (3)	79.18	0.755	12:41:30.741	
7 -	1:00.399	32.929	1:33.328	76.33	4.114	12:43:04.069	
8 -	58.776	30.814	1:29.590 (2)	79.52	0.376	12:44:33.659	
9 -	<b>58.416</b>	<b>30.798</b>	<b>1:29.214 (1)</b>	<b>79.86</b>		<b>12:46:02.873</b>	

P28 555		Steven PRITCHARD		Suzuki SV650 -			
IDEAL LAP TIME : 1:31.835		BEST LAP TIME : 1:32.109		DIFFERENCE : 0.274			
LAP	SECTOR 1	SECTOR 2	LAP TIME	MPH	DIFF	TIME OF DAY	
1 -		32.946	1:40.813	70.67	8.704	12:33:40.365	
2 -	1:01.756	32.529	1:34.285	75.56	2.176	12:35:14.650	
3 -	1:02.263	33.687	1:35.950	74.25	3.841	12:36:50.600	
4 -	1:01.424	<b>31.820</b>	1:33.244 (3)	76.40	1.135	12:38:23.844	
5 -	1:00.982	31.890	1:32.872 (2)	76.71	0.763	12:39:56.716	
6 -	<b>1:00.015</b>	32.094	<b>1:32.109 (1)</b>	<b>77.35</b>		<b>12:41:28.825</b>	
7 -	1:02.038	32.857	1:34.895	75.07	2.786	12:43:03.720	
8 -	1:01.396	32.089	1:33.485	76.21	1.376	12:44:37.205	
9 -	1:01.713	32.244	1:33.957	75.82	1.848	12:46:11.162	

Weather / Track : Sunny / Dry

Donington Park National  
Circuit Length = 1.9790 miles  
Start: 12:31 Flag 12:44 End: 12:46

# BMCRC - MRO Championships 2021 - Rnd 5 @ Donington National

## MRO Minitwins

### RACE 11 - SECTOR ANALYSIS



SECTOR 1 = FL to I1, SECTOR 2 = I1 to FL, DIFF = Difference To Personal Best Lap, P = Crossed Finish Line in Pit Lane, D = Time Disallowed

P29 15		Dale BREW		Suzuki SV650 - Ayre Mowers Ltd		
IDEAL LAP TIME : 1:33.276		BEST LAP TIME : 1:33.401		DIFFERENCE : 0.125		
LAP	SECTOR 1	SECTOR 2	LAP TIME	MPH	DIFF	TIME OF DAY
1 -		32.660	1:40.439	70.93	7.038	12:33:39.991
2 -	1:01.729	32.663	1:34.392	75.47	0.991	12:35:14.383
3 -	1:02.317	33.489	1:35.806	74.36	2.405	12:36:50.189
4 -	1:02.519	33.246	1:35.765	74.39	2.364	12:38:25.954
5 -	1:02.135	32.188	1:34.323	75.53	0.922	12:40:00.277
6 -	<b>1:01.371</b>	32.424	1:33.795 (3)	75.95	0.394	12:41:34.072
7 -	1:01.429	32.319	1:33.748 (2)	75.99	0.347	12:43:07.820
8 -	1:02.223	33.267	1:35.490	74.61	2.089	12:44:43.310
9 -	1:01.496	<b>31.905</b>	<b>1:33.401 (1)</b>	<b>76.28</b>		<b>12:46:16.711</b>

P30 70		Vanessa GILLAM		Suzuki SV650 - No More Straps Ltd		
IDEAL LAP TIME : 1:34.778		BEST LAP TIME : 1:35.153		DIFFERENCE : 0.375		
LAP	SECTOR 1	SECTOR 2	LAP TIME	MPH	DIFF	TIME OF DAY
1 -		32.890	1:42.876	69.25	7.723	12:33:42.428
2 -	1:02.914	32.725	1:35.639	74.49	0.486	12:35:18.067
3 -	1:03.640	33.533	1:37.173	73.31	2.020	12:36:55.240
4 -	1:03.194	32.807	1:36.001	74.21	0.848	12:38:31.241
5 -	1:02.690	<b>32.463</b>	<b>1:35.153 (1)</b>	<b>74.87</b>		<b>12:40:06.394</b>
6 -	<b>1:02.315</b>	33.071	1:35.386 (2)	74.69	0.233	12:41:41.780
7 -	1:02.934	32.492	1:35.426 (3)	74.66	0.273	12:43:17.206
8 -	1:03.176	33.140	1:36.316	73.97	1.163	12:44:53.522
9 -	1:03.736	33.179	1:36.915	73.51	1.762	12:46:30.437

P31 11		Darren O'LEARY		Suzuki SV650 - Yusha Racing		
IDEAL LAP TIME : 1:21.807		BEST LAP TIME : 1:21.807		DIFFERENCE : 0.000		
LAP	SECTOR 1	SECTOR 2	LAP TIME	MPH	DIFF	TIME OF DAY
1 -		29.142	1:29.851	79.29	8.044	12:33:29.403
2 -	54.108	29.391	1:23.499	85.32	1.692	12:34:52.902
3 -	53.530	29.286	1:22.816 (3)	86.02	1.009	12:36:15.718
4 -	52.984	29.304	1:22.288 (2)	86.58	0.481	12:37:38.006
5 -	<b>52.855</b>	<b>28.952</b>	<b>1:21.807 (1)</b>	<b>87.09</b>		<b>12:38:59.813</b>
6 -	53.942	30.235	1:24.177	84.63	2.370	12:40:23.990
7 -	53.546	29.520	1:23.066	85.77	1.259	12:41:47.056
8 -	54.982	29.059	1:24.041	84.77	2.234	12:43:11.097
9 -	55.668	IN PIT	1:40.238 P	71.07	18.431	12:44:51.335

P32 170		David CRAMPTON		Suzuki SV650 -		
IDEAL LAP TIME : 1:20.076		BEST LAP TIME : 1:20.256		DIFFERENCE : 0.180		
LAP	SECTOR 1	SECTOR 2	LAP TIME	MPH	DIFF	TIME OF DAY
1 -		28.480	1:25.913	82.92	5.657	12:33:25.465
2 -	52.164	<b>28.092</b>	<b>1:20.256 (1)</b>	<b>88.77</b>		<b>12:34:45.721</b>
3 -	<b>51.984</b>	28.827	1:20.811 (2)	88.16	0.555	12:36:06.532
4 -	53.013	28.590	1:21.603	87.30	1.347	12:37:28.135
5 -	52.668	28.565	1:21.233	87.70	0.977	12:38:49.368
6 -	52.669	28.287	1:20.956 (3)	88.00	0.700	12:40:10.324
7 -	53.371	28.736	1:22.107	86.77	1.851	12:41:32.431
8 -	56.994	IN PIT	1:35.549 P	74.56	15.293	12:43:07.980

Weather / Track : Sunny / Dry

Donington Park National  
 Circuit Length = 1.9790 miles  
 Start: 12:31 Flag 12:44 End: 12:46

# BMCRC - MRO Championships 2021 - Rnd 5 @ Donington National

## MRO Minitwins

### RACE 11 - SECTOR ANALYSIS



SECTOR 1 = FL to I1, SECTOR 2 = I1 to FL, DIFF = Difference To Personal Best Lap, P = Crossed Finish Line in Pit Lane, D = Time Disallowed

<b>P33 189</b>		<b>Mark LAWSON</b>		Suzuki SV650 - Crawfords metal detectors		
IDEAL LAP TIME : 1:22.579		BEST LAP TIME : 1:22.946		DIFFERENCE : 0.367		
LAP	SECTOR 1	SECTOR 2	LAP TIME	MPH	DIFF	TIME OF DAY
1 -		29.454	1:29.486	79.61	6.540	12:33:29.038
2 -	54.315	<b>28.840</b>	1:23.155 <b>(2)</b>	85.67	0.209	12:34:52.193
3 -	54.324	29.536	1:23.860	84.95	0.914	12:36:16.053
4 -	54.443	29.212	1:23.655 <b>(3)</b>	85.16	0.709	12:37:39.708
5 -	<b>53.739</b>	29.207	<b>1:22.946 (1)</b>	<b>85.89</b>		<b>12:39:02.654</b>

<b>P34 66</b>		<b>Mitch DUCRAN</b>		Suzuki SV650 - JP Haulage		
IDEAL LAP TIME : 1:17.349		BEST LAP TIME : 1:17.855		DIFFERENCE : 0.506		
LAP	SECTOR 1	SECTOR 2	LAP TIME	MPH	DIFF	TIME OF DAY
1 -		27.444	1:22.501	86.35	4.646	12:33:22.053
2 -	50.588	<b>27.267</b>	<b>1:17.855 (1)</b>	<b>91.51</b>		<b>12:34:39.908</b>

# BMCRC - MRO Championships 2021 - Rnd 5 @ Donington National

## MRO Minitwins

### RACE 11 - BEST SECTORS

SECTOR 1			SECTOR 2			IDEAL / BEST COMPARISON						
POS	NO	NAME	TIME	NO	NAME	TIME	POS	NO	NAME	IDEAL	BEST	DIFF
									<b>PERFECT LAP</b>	<b>1:16.543</b>		
1	78	POVAH	49.770	95	REYNOLDS	26.773	1	78	POVAH	1:16.758	1:17.140	0.382
2	661	HARRIS	49.830	78	POVAH	26.988	2	95	REYNOLDS	1:16.767	1:17.125	0.358
3	96	HARRIS	49.980	96	HARRIS	27.066	3	661	HARRIS	1:16.946	1:17.030	0.084
4	95	REYNOLDS	49.994	661	HARRIS	27.116	4	96	HARRIS	1:17.046	1:17.096	0.050
5	184	TWYFORD	50.063	184	TWYFORD	27.128	5	184	TWYFORD	1:17.191	1:17.223	0.032
6	66	DUCRAN	50.082	710	HENSTOCK	27.227	6	66	DUCRAN	1:17.349	1:17.855	0.506
7	710	HENSTOCK	50.540	66	DUCRAN	27.267	7	710	HENSTOCK	1:17.767	1:17.927	0.160
8	97	MANN	50.685	19	LILLEY	27.324	8	19	LILLEY	1:18.123	1:18.322	0.199
9	19	LILLEY	50.799	5	MANTELL	27.653	9	97	MANN	1:18.418	1:18.418	0.000
10	16	COOPER	51.140	58	SHEEHAN	27.699	10	16	COOPER	1:18.852	1:18.922	0.070
11	58	SHEEHAN	51.195	16	COOPER	27.712	11	58	SHEEHAN	1:18.894	1:19.161	0.267
12	5	MANTELL	51.325	97	MANN	27.733	12	5	MANTELL	1:18.978	1:19.054	0.076
13	99	ELLIS	51.782	99	ELLIS	27.781	13	99	ELLIS	1:19.563	1:19.783	0.220
14	170	CRAMPTON	51.984	170	CRAMPTON	28.092	14	170	CRAMPTON	1:20.076	1:20.256	0.180
15	23	BECKETT	52.465	53	PARKES	28.293	15	561	LESLIE	1:21.132	1:21.259	0.127
16	40	WILKINSON	52.756	561	LESLIE	28.352	16	53	PARKES	1:21.194	1:21.482	0.288
17	561	LESLIE	52.780	91	WEST	28.400	17	23	BECKETT	1:21.215	1:21.363	0.148
18	11	O'LEARY	52.855	62	KING	28.485	18	40	WILKINSON	1:21.347	1:21.477	0.130
19	159	RIDGWELL	52.896	40	WILKINSON	28.591	19	62	KING	1:21.570	1:21.711	0.141
20	53	PARKES	52.901	159	RIDGWELL	28.732	20	159	RIDGWELL	1:21.628	1:21.766	0.138
21	62	KING	53.085	23	BECKETT	28.750	21	11	O'LEARY	1:21.807	1:21.807	0.000
22	140	LAWSON	53.118	140	LAWSON	28.762	22	140	LAWSON	1:21.880	1:21.907	0.027
23	84	BRANCO	53.160	144	CRONIN	28.809	23	91	WEST	1:22.082	1:22.515	0.433
24	34	JOHNSON	53.443	189	LAWSON	28.840	24	84	BRANCO	1:22.144	1:22.171	0.027
25	144	CRONIN	53.475	34	JOHNSON	28.864	25	144	CRONIN	1:22.284	1:22.296	0.012
26	91	WEST	53.682	11	O'LEARY	28.952	26	34	JOHNSON	1:22.307	1:22.319	0.012
27	189	LAWSON	53.739	84	BRANCO	28.984	27	189	LAWSON	1:22.579	1:22.946	0.367
28	47	BOHANAN	55.632	47	BOHANAN	29.804	28	47	BOHANAN	1:25.436	1:25.626	0.190
29	138	JARMIN	56.259	138	JARMIN	30.006	29	138	JARMIN	1:26.265	1:26.537	0.272
30	274	HORNE	58.416	116	FAITH	30.722	30	274	HORNE	1:29.214	1:29.214	0.000
31	116	FAITH	58.959	274	HORNE	30.798	31	116	FAITH	1:29.681	1:29.681	0.000
32	555	PRITCHARD	1:00.015	555	PRITCHARD	31.820	32	555	PRITCHARD	1:31.835	1:32.109	0.274
33	15	BREW	1:01.371	15	BREW	31.905	33	15	BREW	1:33.276	1:33.401	0.125
34	70	GILLAM	1:02.315	70	GILLAM	32.463	34	70	GILLAM	1:34.778	1:35.153	0.375

Weather / Track : Sunny / Dry

Donington Park National  
Circuit Length = 1.9790 miles  
Start: 12:31 Flag 12:44 End: 12:46

Results can be found at [www.tsl-timing.com](http://www.tsl-timing.com)

Printed - 12:46 Sunday, 05 September 2021

# BMCRC - MRO Championships 2021 - Rnd 5 @ Donington National

## MRO Minitwins

### RACE 11 - STATISTICS

<b>Competitors Started</b>	34
<b>Planned Start</b>	2021-09-05 @ 12:45:00.000
<b>Actual Start</b>	2021-09-05 @ 12:31:59.551
<b>Finish Time</b>	2021-09-05 @ 12:44:59.108
<b>Track Length</b>	1.9790mi.
<b>Total Laps</b>	317
<b>Total Distance Covered</b>	627.3643mi.

#### Session Fastest Lap History

NO	NAME	LAP TIME	TIME OF DAY	LAP	VEHICLE
95	John REYNOLDS	1:17.417	12:34:37.594	2	Suzuki SV650
95	John REYNOLDS	1:17.339	12:35:54.932	3	Suzuki SV650
184	David TWYFORD	1:17.223	12:35:56.854	3	Suzuki SV650
78	Keith POVAH	1:17.140	12:37:13.142	4	Suzuki SV650
96	Dan HARRIS	1:17.096	12:42:25.287	8	Suzuki SV650
661	Cameron HARRIS	1:17.030	12:45:00.131	10	Suzuki SV650

#### Session Leader History

NO	NAME	FROM LAP	LAPS LED	DISTANCE	VEHICLE
95	John REYNOLDS	1	10	19.75 miles	Suzuki SV650

#### Flag History

TYPE	TIME OF DAY
GREEN	12:31:59.551
FINISH	12:44:59.108

#### Flag Statistics

TYPE	COUNT	TOTAL LAPS	TOTAL TIME
Green	1	10	14:34.297
Red	0	0	0.000
Safety Car	0	0	0.000
FCY	0	0	0.000

Weather / Track : Sunny / Dry

Results can be found at [www.tsl-timing.com](http://www.tsl-timing.com)

Donington Park National  
Circuit Length = 1.9790 miles  
Start: 12:31 Flag 12:44 End: 12:46

Printed - 12:47 Sunday, 05 September 2021



MRO Minitwins

RACE 22 - GRID (10 Laps)

ROW 13	39		38		37	<b>51</b> Andrew DURANT	
ROW 12	36	<b>169</b> Robert MILES	35	<b>232</b> Matt WETHERELL	34	<b>70</b> Vanessa GILLAM 1:35.153	
ROW 11		33	<b>15</b> Dale BREW 1:33.401	32	<b>555</b> Steven PRITCHARD 1:32.109	31	<b>116</b> Gareth FAITH 1:29.681
ROW 10	30	<b>274</b> Peter HORNE 1:29.214	29	<b>138</b> Craig JARMIN 1:26.537	28	<b>47</b> Tristan BOHANAN 1:25.626	
ROW 9		27	<b>189</b> Mark LAWSON 1:22.946	26	<b>91</b> Ben WEST 1:22.515	25	<b>34</b> Andrew JOHNSON 1:22.319
ROW 8	24	<b>144</b> Nick CRONIN 1:22.296	23	<b>84</b> Ricardo BRANCO 1:22.171	22	<b>140</b> Luke LAWSON 1:21.907	
ROW 7		21	<b>11</b> Darren O'LEARY 1:21.807	20	<b>159</b> Benn RIDGWELL 1:21.766	19	<b>62</b> James KING 1:21.711
ROW 6	18	<b>53</b> Roger PARKES 1:21.482	17	<b>40</b> Simon WILKINSON 1:21.477	16	<b>23</b> Claire BECKETT 1:21.363	
ROW 5		15	<b>561</b> David LESLIE 1:21.259	14	<b>170</b> David CRAMPTON 1:20.256	13	<b>99</b> Lee ELLIS 1:19.783
ROW 4	12	<b>58</b> James SHEEHAN 1:19.161	11	<b>5</b> Barry MANTELL 1:19.054	10	<b>16</b> Martin COOPER 1:18.922	
ROW 3		9	<b>97</b> Alex MANN 1:18.418	8	<b>19</b> Kevin LILLEY 1:18.322	7	<b>710</b> Craig HENSTOCK 1:17.927
ROW 2	6	<b>66</b> Mitch DUCRAN 1:17.855	5	<b>184</b> David TWYFORD 1:17.223	4	<b>78</b> Keith POVAH 1:17.140	
ROW 1		3	<b>95</b> John REYNOLDS 1:17.125	2	<b>96</b> Dan HARRIS 1:17.096	1	<b>661</b> Cameron HARRIS 1:17.030 <b>Pole</b>

These results are provisional until the conclusion of any judicial and technical matters.

Donington Park National  
Circuit Length = 1.9790 miles

Clerk Of Course :	Stewards :	Timekeeper :
-------------------	------------	--------------

Results can be found at [www.tsl-timing.com](http://www.tsl-timing.com)

Printed - 12:48 Sunday, 05 September 2021



# BMCRC - MRO Championships 2021 - Rnd 5 @ Donington National



## MRO Minitwins

### RACE 22 - CLASSIFICATION

POS	NO	NAME	ENTRY	LAPS	TIME	GAP	DIFF	MPH	BEST	ON
1	78	Keith POVAH	Suzuki SV650 - Instagram @crap.sack give us a folk	10	12:59.968			91.17	1:16.968	8
2	95	John REYNOLDS	Suzuki SV650 - Fins Motorcycles	10	13:00.426	0.458	0.458	91.11	1:16.501	8
3	661	Cameron HARRIS	Suzuki SV650 - HARRIS PERFORMANCE	10	13:00.538	0.570	0.112	91.10	1:16.884	9
4	184	David TWYFORD	Suzuki SV650 -	10	13:04.205	4.237	3.667	90.67	1:17.421	3
5	96	Dan HARRIS	Suzuki SV650 - HP Racing	10	13:04.913	4.945	0.708	90.59	1:17.334	2
6	710	Craig HENSTOCK	Suzuki SV650 - Alheavy Ltd / Kronos Threat Manage	10	13:10.875	10.907	5.962	89.91	1:17.807	2
7	66	Mitch DUCRAN	Suzuki SV650 - JP Haulage	10	13:13.013	13.045	2.138	89.67	1:18.264	2
8	19	Kevin LILLEY	Suzuki SV650 - Trafalgar Cleaning Eqpt. / Steve Jorr	10	13:20.617	20.649	7.604	88.81	1:18.840	2
9	97	Alex MANN	Suzuki SV650 - TT50 Cars, Michael Jones Jewellers,	10	13:21.202	21.234	0.585	88.75	1:18.470	2
10	16	Martin COOPER	Suzuki SV650 -	10	13:21.353	21.385	0.151	88.73	1:18.429	2
11	5	Barry MANTELL	Suzuki SV650 S - Swedish car connection	10	13:21.588	21.620	0.235	88.71	1:18.497	3
12	99	Lee ELLIS	Suzuki SV650 -	10	13:41.110	41.142	19.522	86.60	1:20.774	9
13	170	David CRAMPTON	Suzuki SV650 -	10	13:41.275	41.307	0.165	86.58	1:20.593	9
14	53	Roger PARKES	Suzuki SV650 - Simply Owners Ltd	10	13:43.389	43.421	2.114	86.36	1:21.017	4
15	62	James KING	Suzuki SV650 - King and Drury construction	10	13:43.662	43.694	0.273	86.33	1:20.825	9
16	23	Claire BECKETT	Suzuki SV650 - P Sheils & Sons	10	13:48.018	48.050	4.356	85.87	1:21.613	7
17	34	Andrew JOHNSON	Suzuki SV650 - Rose & Charlie Racing	10	13:51.604	51.636	3.586	85.50	1:21.488	10
18	159	Benn RIDGWELL	Suzuki SV650 - Ridgey Racing	10	13:52.606	52.638	1.002	85.40	1:21.922	10
19	40	Simon WILKINSON	Suzuki SV650 - S P Wilkinson Engineering Ltd	10	13:52.843	52.875	0.237	85.38	1:21.656	9
20	91	Ben WEST	Suzuki SV650 - RV2 power	10	13:53.192	53.224	0.349	85.34	1:21.574	10
21	561	David LESLIE	Suzuki SV650 -	10	13:53.610	53.642	0.418	85.30	1:22.036	8
22	11	Darren O'LEARY	Suzuki SV650 - Yusha Racing	10	13:53.810	53.842	0.200	85.28	1:21.708	10
23	47	Tristan BOHANAN	Suzuki SV650 - Myself	10	14:19.628	1:19.660	25.818	82.72	1:23.755	2
24	274	Peter HORNE	Suzuki SV650 -	9	13:30.391	1 Lap	1 Lap	78.95	1:25.629	9
25	116	Gareth FAITH	Suzuki SV650 - Sitramoto	9	14:11.957	1 Lap	41.566	75.10	1:31.724	9
26	15	Dale BREW	Suzuki SV650 - Ayre Mowers Ltd	9	14:32.557	1 Lap	20.600	73.33	1:34.881	4
27	70	Vanessa GILLAM	Suzuki SV650 - No More Straps Ltd	8	13:16.613	2 Laps	1 Lap	71.37	1:37.941	8

#### NOT CLASSIFIED

DNF	58	James SHEEHAN	Suzuki SV650 - Sheehan Racing	5	6:40.894	5 Laps	3 Laps	88.51	1:18.994	2
DNF	84	Ricardo BRANCO	Suzuki SV650 - IMP Racing	4	5:39.956	6 Laps	1 Lap	83.42	1:22.617	3
DNF	138	Craig JARMIN	Suzuki SV650 - BK Racing	1	1:32.180	9 Laps	3 Laps	75.80		

#### FASTEST LAP

95	John REYNOLDS	Suzuki SV650 - Fins Motorcycles	8	1:16.501	93.13 mph	149.88 kph
----	---------------	---------------------------------	---	----------	-----------	------------

92.5% of Race Speed = 84.33 mph

Weather / Track : Sunny / Dry

These results are provisional until the conclusion of any judicial and technical matters.

Donington Park National: 1.9790 miles

Race Distance: 10 Laps / 19.79 miles

Start: 16:40 Flag 16:53 End: 16:55

Clerk Of Course :	Stewards :	Timekeeper :
-------------------	------------	--------------

Results can be found at [www.tsl-timing.com](http://www.tsl-timing.com)

Printed - 16:55 Sunday, 05 September 2021





# BMCRC - MRO Championships 2021 - Rnd 5 @ Donington National

## MRO Minitwins

### RACE 22 - SECTOR ANALYSIS



SECTOR 1 = FL to I1, SECTOR 2 = I1 to FL, DIFF = Difference To Personal Best Lap, P = Crossed Finish Line in Pit Lane, D = Time Disallowed

<b>P1 78</b>		<b>Keith POVAH</b>		Suzuki SV650 - Instagram @crap.sack give us a follow!		
IDEAL LAP TIME : 1:16.522		BEST LAP TIME : 1:16.968		DIFFERENCE : 0.446		
LAP	SECTOR 1	SECTOR 2	LAP TIME	MPH	DIFF	TIME OF DAY
1 -		27.510	1:21.367	87.56	4.399	16:41:47.311
2 -	<b>49.496</b>	27.872	1:17.368	92.08	0.400	16:43:04.679
3 -	50.081	27.700	1:17.781	91.59	0.813	16:44:22.460
4 -	50.556	27.555	1:18.111	91.21	1.143	16:45:40.571
5 -	50.524	27.396	1:17.920	91.43	0.952	16:46:58.491
6 -	50.421	27.434	1:17.855	91.51	0.887	16:48:16.346
7 -	50.002	27.108	1:17.110 (3)	92.39	0.142	16:49:33.456
8 -	49.826	27.142	<b>1:16.968 (1)</b>	<b>92.56</b>		<b>16:50:50.424</b>
9 -	49.980	<b>27.026</b>	1:17.006 (2)	92.52	0.038	16:52:07.430
10 -	49.741	28.741	1:18.482	90.78	1.514	16:53:25.912

<b>P2 95</b>		<b>John REYNOLDS</b>		Suzuki SV650 - Fins Motorcycles		
IDEAL LAP TIME : 1:16.499		BEST LAP TIME : 1:16.501		DIFFERENCE : 0.002		
LAP	SECTOR 1	SECTOR 2	LAP TIME	MPH	DIFF	TIME OF DAY
1 -		27.306	1:20.728	88.25	4.227	16:41:46.672
2 -	50.366	27.556	1:17.922	91.43	1.421	16:43:04.594
3 -	50.373	27.446	1:17.819	91.55	1.318	16:44:22.413
4 -	50.363	28.126	1:18.489	90.77	1.988	16:45:40.902
5 -	50.188	27.351	1:17.539 (3)	91.88	1.038	16:46:58.441
6 -	50.716	27.131	1:17.847	91.52	1.346	16:48:16.288
7 -	50.102	28.114	1:18.216	91.08	1.715	16:49:34.504
8 -	49.533	<b>26.968</b>	<b>1:16.501 (1)</b>	<b>93.13</b>		<b>16:50:51.005</b>
9 -	<b>49.531</b>	27.239	1:16.770 (2)	92.80	0.269	16:52:07.775
10 -	49.631	28.964	1:18.595	90.65	2.094	16:53:26.370

<b>P3 661</b>		<b>Cameron HARRIS</b>		Suzuki SV650 - HARRIS PERFORMANCE		
IDEAL LAP TIME : 1:16.805		BEST LAP TIME : 1:16.884		DIFFERENCE : 0.079		
LAP	SECTOR 1	SECTOR 2	LAP TIME	MPH	DIFF	TIME OF DAY
1 -		27.890	1:21.493	87.42	4.609	16:41:47.437
2 -	49.925	27.665	1:17.590 (3)	91.82	0.706	16:43:05.027
3 -	50.250	27.389	1:17.639	91.76	0.755	16:44:22.666
4 -	50.602	27.705	1:18.307	90.98	1.423	16:45:40.973
5 -	50.411	27.444	1:17.855	91.51	0.971	16:46:58.828
6 -	50.631	27.197	1:17.828	91.54	0.944	16:48:16.656
7 -	50.025	27.951	1:17.976	91.36	1.092	16:49:34.632
8 -	49.984	<b>27.027</b>	1:17.011 (2)	92.51	0.127	16:50:51.643
9 -	<b>49.778</b>	27.106	<b>1:16.884 (1)</b>	<b>92.66</b>		<b>16:52:08.527</b>
10 -	50.262	27.693	1:17.955	91.39	1.071	16:53:26.482

<b>P4 184</b>		<b>David TWYFORD</b>		Suzuki SV650 -		
IDEAL LAP TIME : 1:17.140		BEST LAP TIME : 1:17.421		DIFFERENCE : 0.281		
LAP	SECTOR 1	SECTOR 2	LAP TIME	MPH	DIFF	TIME OF DAY
1 -		27.678	1:22.085	86.79	4.664	16:41:48.029
2 -	50.004	27.581	1:17.585 (2)	91.83	0.164	16:43:05.614
3 -	50.054	<b>27.367</b>	<b>1:17.421 (1)</b>	<b>92.02</b>		<b>16:44:23.035</b>
4 -	50.533	27.496	1:18.029	91.30	0.608	16:45:41.064
5 -	50.753	27.445	1:18.198	91.11	0.777	16:46:59.262
6 -	50.516	27.483	1:17.999	91.34	0.578	16:48:17.261
7 -	<b>49.773</b>	28.386	1:18.159	91.15	0.738	16:49:35.420
8 -	50.299	27.600	1:17.899 (3)	91.45	0.478	16:50:53.319
9 -	50.537	27.758	1:18.295	90.99	0.874	16:52:11.614
10 -	50.897	27.638	1:18.535	90.71	1.114	16:53:30.149

Weather / Track : Sunny / Dry

Donington Park National  
Circuit Length = 1.9790 miles  
Start: 16:40 Flag 16:53 End: 16:55

# BMCRC - MRO Championships 2021 - Rnd 5 @ Donington National

## MRO Minitwins

### RACE 22 - SECTOR ANALYSIS



SECTOR 1 = FL to I1, SECTOR 2 = I1 to FL, DIFF = Difference To Personal Best Lap, P = Crossed Finish Line in Pit Lane, D = Time Disallowed

<b>P5 96</b>		<b>Dan HARRIS</b>		Suzuki SV650 - HP Racing		
IDEAL LAP TIME : 1:17.162		BEST LAP TIME : 1:17.334		DIFFERENCE : 0.172		
LAP	SECTOR 1	SECTOR 2	LAP TIME	MPH	DIFF	TIME OF DAY
1 -		27.597	1:22.527	86.33	5.193	16:41:48.471
2 -	<b>49.924</b>	27.410	<b>1:17.334 (1)</b>	<b>92.12</b>		<b>16:43:05.805</b>
3 -	50.200	<b>27.238</b>	1:17.438 (2)	92.00	0.104	16:44:23.243
4 -	50.646	27.399	1:18.045	91.28	0.711	16:45:41.288
5 -	50.918	27.299	1:18.217	91.08	0.883	16:46:59.505
6 -	50.590	27.456	1:18.046	91.28	0.712	16:48:17.551
7 -	50.069	27.903	1:17.972	91.37	0.638	16:49:35.523
8 -	50.437	27.619	1:18.056	91.27	0.722	16:50:53.579
9 -	50.465	27.408	1:17.873 (3)	91.49	0.539	16:52:11.452
10 -	52.019	27.386	1:19.405	89.72	2.071	16:53:30.857

<b>P6 710</b>		<b>Craig HENSTOCK</b>		Suzuki SV650 - Alheavy Ltd / Kronos Threat Management		
IDEAL LAP TIME : 1:17.605		BEST LAP TIME : 1:17.807		DIFFERENCE : 0.202		
LAP	SECTOR 1	SECTOR 2	LAP TIME	MPH	DIFF	TIME OF DAY
1 -		28.016	1:23.341	85.48	5.534	16:41:49.285
2 -	<b>50.243</b>	27.564	<b>1:17.807 (1)</b>	<b>91.56</b>		<b>16:43:07.092</b>
3 -	50.532	27.418	1:17.950 (3)	91.40	0.143	16:44:25.042
4 -	50.472	27.390	1:17.862 (2)	91.50	0.055	16:45:42.904
5 -	50.591	<b>27.362</b>	1:17.953	91.39	0.146	16:47:00.857
6 -	50.652	28.243	1:18.895	90.30	1.088	16:48:19.752
7 -	51.278	27.699	1:18.977	90.21	1.170	16:49:38.729
8 -	51.482	27.964	1:19.446	89.67	1.639	16:50:58.175
9 -	51.232	27.784	1:19.016	90.16	1.209	16:52:17.191
10 -	51.549	28.079	1:19.628	89.47	1.821	16:53:36.819

<b>P7 66</b>		<b>Mitch DUCRAN</b>		Suzuki SV650 - JP Haulage		
IDEAL LAP TIME : 1:18.263		BEST LAP TIME : 1:18.264		DIFFERENCE : 0.001		
LAP	SECTOR 1	SECTOR 2	LAP TIME	MPH	DIFF	TIME OF DAY
1 -		27.873	1:22.663	86.18	4.399	16:41:48.607
2 -	<b>50.719</b>	27.545	<b>1:18.264 (1)</b>	<b>91.03</b>		<b>16:43:06.871</b>
3 -	51.248	27.597	1:18.845	90.36	0.581	16:44:25.716
4 -	50.928	27.718	1:18.646	90.59	0.382	16:45:44.362
5 -	51.059	<b>27.544</b>	1:18.603 (2)	90.64	0.339	16:47:02.965
6 -	51.170	28.220	1:19.390	89.74	1.126	16:48:22.355
7 -	51.677	28.288	1:19.965	89.09	1.701	16:49:42.320
8 -	51.302	27.578	1:18.880	90.32	0.616	16:51:01.200
9 -	50.817	27.803	1:18.620 (3)	90.62	0.356	16:52:19.820
10 -	51.286	27.851	1:19.137	90.02	0.873	16:53:38.957

<b>P8 19</b>		<b>Kevin LILLEY</b>		Suzuki SV650 - Trafalgar Cleaning Eqpt. / Steve Jordan Motorcy		
IDEAL LAP TIME : 1:18.537		BEST LAP TIME : 1:18.840		DIFFERENCE : 0.303		
LAP	SECTOR 1	SECTOR 2	LAP TIME	MPH	DIFF	TIME OF DAY
1 -		28.412	1:24.657	84.15	5.817	16:41:50.601
2 -	<b>50.816</b>	28.024	<b>1:18.840 (1)</b>	<b>90.36</b>		<b>16:43:09.441</b>
3 -	51.296	27.783	1:19.079 (3)	90.09	0.239	16:44:28.520
4 -	51.267	27.750	1:19.017 (2)	90.16	0.177	16:45:47.537
5 -	50.889	28.252	1:19.141	90.02	0.301	16:47:06.678
6 -	51.834	28.518	1:20.352	88.66	1.512	16:48:27.030
7 -	51.922	27.851	1:19.773	89.31	0.933	16:49:46.803
8 -	51.775	<b>27.721</b>	1:19.496	89.62	0.656	16:51:06.299
9 -	51.987	28.396	1:20.383	88.63	1.543	16:52:26.682
10 -	51.763	28.116	1:19.879	89.19	1.039	16:53:46.561

Weather / Track : Sunny / Dry

Donington Park National  
Circuit Length = 1.9790 miles  
Start: 16:40 Flag 16:53 End: 16:55

# BMCRC - MRO Championships 2021 - Rnd 5 @ Donington National

## MRO Minitwins

### RACE 22 - SECTOR ANALYSIS



SECTOR 1 = FL to I1, SECTOR 2 = I1 to FL, DIFF = Difference To Personal Best Lap, P = Crossed Finish Line in Pit Lane, D = Time Disallowed

<b>P9 97 Alex MANN</b>		Suzuki SV650 - TT50 Cars, Michael Jones Jewellers, Denham He				
IDEAL LAP TIME : 1:18.470		BEST LAP TIME : 1:18.470		DIFFERENCE : 0.000		
LAP	SECTOR 1	SECTOR 2	LAP TIME	MPH	DIFF	TIME OF DAY
1 -		28.000	1:23.118	85.71	4.648	16:41:49.062
<b>2 -</b>	<b>50.820</b>	<b>27.650</b>	<b>1:18.470 (1)</b>	<b>90.79</b>		<b>16:43:07.532</b>
3 -	50.941	28.062	1:19.003 (2)	90.18	0.533	16:44:26.535
4 -	51.712	28.184	1:19.896	89.17	1.426	16:45:46.431
5 -	51.635	28.281	1:19.916	89.15	1.446	16:47:06.347
6 -	51.865	29.164	1:21.029	87.92	2.559	16:48:27.376
7 -	52.047	27.783	1:19.830 (3)	89.24	1.360	16:49:47.206
8 -	52.202	27.691	1:19.893	89.17	1.423	16:51:07.099
9 -	51.936	27.940	1:19.876	89.19	1.406	16:52:26.975
10 -	51.868	28.303	1:20.171	88.86	1.701	16:53:47.146

<b>P10 16 Martin COOPER</b>		Suzuki SV650 -				
IDEAL LAP TIME : 1:18.419		BEST LAP TIME : 1:18.429		DIFFERENCE : 0.010		
LAP	SECTOR 1	SECTOR 2	LAP TIME	MPH	DIFF	TIME OF DAY
1 -		<b>27.762</b>	1:24.200	84.61	5.771	16:41:50.144
<b>2 -</b>	<b>50.657</b>	27.772	<b>1:18.429 (1)</b>	<b>90.84</b>		<b>16:43:08.573</b>
3 -	51.160	28.219	1:19.379 (3)	89.75	0.950	16:44:27.952
4 -	51.396	28.002	1:19.398	89.73	0.969	16:45:47.350
5 -	51.564	28.280	1:19.844	89.23	1.415	16:47:07.194
6 -	51.748	28.470	1:20.218	88.81	1.789	16:48:27.412
7 -	52.599	27.868	1:20.467	88.54	2.038	16:49:47.879
8 -	51.194	27.907	1:19.101 (2)	90.07	0.672	16:51:06.980
9 -	52.378	28.188	1:20.566	88.43	2.137	16:52:27.546
10 -	51.463	28.288	1:19.751	89.33	1.322	16:53:47.297

<b>P11 5 Barry MANTELL</b>		Suzuki SV650 S - Swedish car connection				
IDEAL LAP TIME : 1:18.497		BEST LAP TIME : 1:18.497		DIFFERENCE : 0.000		
LAP	SECTOR 1	SECTOR 2	LAP TIME	MPH	DIFF	TIME OF DAY
1 -		27.930	1:23.549	85.27	5.052	16:41:49.493
2 -	50.826	27.839	1:18.665 (2)	90.56	0.168	16:43:08.158
<b>3 -</b>	<b>50.696</b>	<b>27.801</b>	<b>1:18.497 (1)</b>	<b>90.76</b>		<b>16:44:26.655</b>
4 -	51.811	28.104	1:19.915	89.15	1.418	16:45:46.570
5 -	51.581	28.044	1:19.625	89.47	1.128	16:47:06.195
6 -	52.209	28.600	1:20.809	88.16	2.312	16:48:27.004
7 -	52.585	29.346	1:21.931	86.95	3.434	16:49:48.935
8 -	51.105	28.304	1:19.409 (3)	89.72	0.912	16:51:08.344
9 -	51.368	28.317	1:19.685	89.41	1.188	16:52:28.029
10 -	51.215	28.288	1:19.503	89.61	1.006	16:53:47.532

<b>P12 99 Lee ELLIS</b>		Suzuki SV650 -				
IDEAL LAP TIME : 1:20.726		BEST LAP TIME : 1:20.774		DIFFERENCE : 0.048		
LAP	SECTOR 1	SECTOR 2	LAP TIME	MPH	DIFF	TIME OF DAY
1 -		28.983	1:26.175	82.67	5.401	16:41:52.119
2 -	53.170	29.041	1:22.211	86.66	1.437	16:43:14.330
3 -	53.730	29.036	1:22.766	86.08	1.992	16:44:37.096
4 -	53.135	29.285	1:22.420	86.44	1.646	16:45:59.516
5 -	53.275	28.484	1:21.759	87.14	0.985	16:47:21.275
6 -	52.886	28.995	1:21.881	87.01	1.107	16:48:43.156
7 -	52.585	28.388	1:20.973 (3)	87.98	0.199	16:50:04.129
8 -	52.623	<b>28.332</b>	1:20.955 (2)	88.00	0.181	16:51:25.084
<b>9 -</b>	<b>52.394</b>	28.380	<b>1:20.774 (1)</b>	<b>88.20</b>		<b>16:52:45.858</b>
10 -	52.688	28.508	1:21.196	87.74	0.422	16:54:07.054

Weather / Track : Sunny / Dry

Donington Park National  
Circuit Length = 1.9790 miles  
Start: 16:40 Flag 16:53 End: 16:55

# BMCRC - MRO Championships 2021 - Rnd 5 @ Donington National

## MRO Minitwins

### RACE 22 - SECTOR ANALYSIS



SECTOR 1 = FL to I1, SECTOR 2 = I1 to FL, DIFF = Difference To Personal Best Lap, P = Crossed Finish Line in Pit Lane, D = Time Disallowed

<b>P13 170</b>		<b>David CRAMPTON</b>		Suzuki SV650 -		
IDEAL LAP TIME : 1:20.586		BEST LAP TIME : 1:20.593		DIFFERENCE : 0.007		
LAP	SECTOR 1	SECTOR 2	LAP TIME	MPH	DIFF	TIME OF DAY
1 -		28.708	1:27.115	81.78	6.522	16:41:53.059
2 -	52.683	29.233	1:21.916	86.97	1.323	16:43:14.975
3 -	52.941	28.659	1:21.600	87.31	1.007	16:44:36.575
4 -	52.563	28.587	1:21.150 (3)	87.79	0.557	16:45:57.725
5 -	52.993	28.767	1:21.760	87.14	1.167	16:47:19.485
6 -	53.262	30.076	1:23.338	85.49	2.745	16:48:42.823
7 -	53.100	28.471	1:21.571	87.34	0.978	16:50:04.394
8 -	52.708	<b>28.372</b>	1:21.080 (2)	87.87	0.487	16:51:25.474
9 -	<b>52.214</b>	28.379	<b>1:20.593 (1)</b>	<b>88.40</b>		<b>16:52:46.067</b>
10 -	52.675	28.477	1:21.152	87.79	0.559	16:54:07.219

<b>P14 53</b>		<b>Roger PARKES</b>		Suzuki SV650 - Simply Owners Ltd		
IDEAL LAP TIME : 1:20.581		BEST LAP TIME : 1:21.017		DIFFERENCE : 0.436		
LAP	SECTOR 1	SECTOR 2	LAP TIME	MPH	DIFF	TIME OF DAY
1 -		29.421	1:28.847	80.18	7.830	16:41:54.791
2 -	52.734	29.095	1:21.829	87.06	0.812	16:43:16.620
3 -	53.166	28.533	1:21.699	87.20	0.682	16:44:38.319
4 -	<b>52.226</b>	28.791	<b>1:21.017 (1)</b>	<b>87.94</b>		<b>16:45:59.336</b>
5 -	53.118	28.583	1:21.701	87.20	0.684	16:47:21.037
6 -	53.140	29.411	1:22.551	86.30	1.534	16:48:43.588
7 -	52.869	28.450	1:21.319 (3)	87.61	0.302	16:50:04.907
8 -	53.348	28.404	1:21.752	87.14	0.735	16:51:26.659
9 -	52.798	<b>28.355</b>	1:21.153 (2)	87.79	0.136	16:52:47.812
10 -	52.921	28.600	1:21.521	87.39	0.504	16:54:09.333

<b>P15 62</b>		<b>James KING</b>		Suzuki SV650 - King and Drury construction		
IDEAL LAP TIME : 1:20.654		BEST LAP TIME : 1:20.825		DIFFERENCE : 0.171		
LAP	SECTOR 1	SECTOR 2	LAP TIME	MPH	DIFF	TIME OF DAY
1 -		29.239	1:27.918	81.03	7.093	16:41:53.862
2 -	52.610	28.698	1:21.308	87.62	0.483	16:43:15.170
3 -	53.231	28.790	1:22.021	86.86	1.196	16:44:37.191
4 -	52.818	29.536	1:22.354	86.51	1.529	16:45:59.545
5 -	53.622	28.767	1:22.389	86.47	1.564	16:47:21.934
6 -	52.772	29.503	1:22.275	86.59	1.450	16:48:44.209
7 -	52.696	28.464	1:21.160 (2)	87.78	0.335	16:50:05.369
8 -	53.404	28.760	1:22.164	86.71	1.339	16:51:27.533
9 -	<b>52.223</b>	28.602	<b>1:20.825 (1)</b>	<b>88.14</b>		<b>16:52:48.358</b>
10 -	52.817	<b>28.431</b>	1:21.248 (3)	87.69	0.423	16:54:09.606

<b>P16 23</b>		<b>Claire BECKETT</b>		Suzuki SV650 - P Sheils & Sons		
IDEAL LAP TIME : 1:21.613		BEST LAP TIME : 1:21.613		DIFFERENCE : 0.000		
LAP	SECTOR 1	SECTOR 2	LAP TIME	MPH	DIFF	TIME OF DAY
1 -		28.893	1:26.508	82.35	4.895	16:41:52.452
2 -	53.102	29.272	1:22.374	86.49	0.761	16:43:14.826
3 -	54.069	29.095	1:23.164	85.66	1.551	16:44:37.990
4 -	53.199	29.018	1:22.217	86.65	0.604	16:46:00.207
5 -	53.325	28.827	1:22.152 (3)	86.72	0.539	16:47:22.359
6 -	52.995	30.064	1:23.059	85.77	1.446	16:48:45.418
7 -	<b>52.837</b>	<b>28.776</b>	<b>1:21.613 (1)</b>	<b>87.29</b>		<b>16:50:07.031</b>
8 -	54.105	28.793	1:22.898	85.94	1.285	16:51:29.929
9 -	52.950	28.880	1:21.830 (2)	87.06	0.217	16:52:51.759
10 -	52.970	29.233	1:22.203	86.67	0.590	16:54:13.962

Weather / Track : Sunny / Dry

Donington Park National  
Circuit Length = 1.9790 miles  
Start: 16:40 Flag 16:53 End: 16:55

# BMCRC - MRO Championships 2021 - Rnd 5 @ Donington National

## MRO Minitwins

### RACE 22 - SECTOR ANALYSIS



SECTOR 1 = FL to I1, SECTOR 2 = I1 to FL, DIFF = Difference To Personal Best Lap, P = Crossed Finish Line in Pit Lane, D = Time Disallowed

<b>P17 34</b>		<b>Andrew JOHNSON</b>		Suzuki SV650 - Rose & Charlie Racing			
IDEAL LAP TIME : 1:21.436		BEST LAP TIME : 1:21.488		DIFFERENCE : 0.052			
LAP	SECTOR 1	SECTOR 2	LAP TIME	MPH	DIFF	TIME OF DAY	
1 -		29.319	1:30.109	79.06	8.621	16:41:56.053	
2 -	52.994	28.980	1:21.974 (2)	86.91	0.486	16:43:18.027	
3 -	53.376	28.866	1:22.242	86.63	0.754	16:44:40.269	
4 -	52.963	29.296	1:22.259	86.61	0.771	16:46:02.528	
5 -	53.941	28.678	1:22.619	86.23	1.131	16:47:25.147	
6 -	54.133	29.374	1:23.507	85.31	2.019	16:48:48.654	
7 -	54.129	28.682	1:22.811	86.03	1.323	16:50:11.465	
8 -	53.712	28.646	1:22.358	86.50	0.870	16:51:33.823	
9 -	53.615	<b>28.622</b>	1:22.237 (3)	86.63	0.749	16:52:56.060	
<b>10 -</b>	<b>52.814</b>	28.674	<b>1:21.488 (1)</b>	<b>87.43</b>		<b>16:54:17.548</b>	

<b>P18 159</b>		<b>Benn RIDGWELL</b>		Suzuki SV650 - Ridgey Racing			
IDEAL LAP TIME : 1:21.675		BEST LAP TIME : 1:21.922		DIFFERENCE : 0.247			
LAP	SECTOR 1	SECTOR 2	LAP TIME	MPH	DIFF	TIME OF DAY	
1 -		29.026	1:29.719	79.41	7.797	16:41:55.663	
2 -	54.019	28.913	1:22.932	85.90	1.010	16:43:18.595	
3 -	53.870	28.776	1:22.646	86.20	0.724	16:44:41.241	
4 -	53.183	29.605	1:22.788	86.05	0.866	16:46:04.029	
5 -	53.322	28.878	1:22.200 (3)	86.67	0.278	16:47:26.229	
6 -	53.667	29.279	1:22.946	85.89	1.024	16:48:49.175	
7 -	54.072	28.868	1:22.940	85.90	1.018	16:50:12.115	
8 -	<b>53.139</b>	28.790	1:21.929 (2)	86.96	0.007	16:51:34.044	
9 -	53.929	28.655	1:22.584	86.27	0.662	16:52:56.628	
<b>10 -</b>	53.386	<b>28.536</b>	<b>1:21.922 (1)</b>	<b>86.96</b>		<b>16:54:18.550</b>	

<b>P19 40</b>		<b>Simon WILKINSON</b>		Suzuki SV650 - S P Wilkinson Engineering Ltd			
IDEAL LAP TIME : 1:21.656		BEST LAP TIME : 1:21.656		DIFFERENCE : 0.000			
LAP	SECTOR 1	SECTOR 2	LAP TIME	MPH	DIFF	TIME OF DAY	
1 -		29.411	1:29.779	79.35	8.123	16:41:55.723	
2 -	53.683	29.062	1:22.745	86.10	1.089	16:43:18.468	
3 -	53.751	28.915	1:22.666	86.18	1.010	16:44:41.134	
4 -	53.689	29.109	1:22.798	86.04	1.142	16:46:03.932	
5 -	53.779	28.829	1:22.608	86.24	0.952	16:47:26.540	
6 -	54.230	29.793	1:24.023	84.79	2.367	16:48:50.563	
7 -	53.717	28.922	1:22.639	86.21	0.983	16:50:13.202	
8 -	53.442	28.589	1:22.031 (3)	86.85	0.375	16:51:35.233	
<b>9 -</b>	<b>53.172</b>	<b>28.484</b>	<b>1:21.656 (1)</b>	<b>87.25</b>		<b>16:52:56.889</b>	
10 -	53.260	28.638	1:21.898 (2)	86.99	0.242	16:54:18.787	

<b>P20 91</b>		<b>Ben WEST</b>		Suzuki SV650 - RV2 power			
IDEAL LAP TIME : 1:21.574		BEST LAP TIME : 1:21.574		DIFFERENCE : 0.000			
LAP	SECTOR 1	SECTOR 2	LAP TIME	MPH	DIFF	TIME OF DAY	
1 -		29.214	1:30.221	78.96	8.647	16:41:56.165	
2 -	54.221	28.829	1:23.050	85.78	1.476	16:43:19.215	
3 -	53.773	28.523	1:22.296 (3)	86.57	0.722	16:44:41.511	
4 -	53.511	29.456	1:22.967	85.87	1.393	16:46:04.478	
5 -	53.802	28.582	1:22.384	86.48	0.810	16:47:26.862	
6 -	53.787	29.734	1:23.521	85.30	1.947	16:48:50.383	
7 -	53.370	29.122	1:22.492	86.36	0.918	16:50:12.875	
8 -	53.862	28.684	1:22.546	86.31	0.972	16:51:35.421	
9 -	53.146	28.995	1:22.141 (2)	86.73	0.567	16:52:57.562	
<b>10 -</b>	<b>53.091</b>	<b>28.483</b>	<b>1:21.574 (1)</b>	<b>87.33</b>		<b>16:54:19.136</b>	

Weather / Track : Sunny / Dry

Donington Park National  
Circuit Length = 1.9790 miles  
Start: 16:40 Flag 16:53 End: 16:55



# BMCRC - MRO Championships 2021 - Rnd 5 @ Donington National

## MRO Minitwins

### RACE 22 - SECTOR ANALYSIS



SECTOR 1 = FL to I1, SECTOR 2 = I1 to FL, DIFF = Difference To Personal Best Lap, P = Crossed Finish Line in Pit Lane, D = Time Disallowed

P21 561		David LESLIE		Suzuki SV650 -		
IDEAL LAP TIME : 1:21.115		BEST LAP TIME : 1:22.036		DIFFERENCE : 0.921		
LAP	SECTOR 1	SECTOR 2	LAP TIME	MPH	DIFF	TIME OF DAY
1 -		29.306	1:28.970	80.07	6.934	16:41:54.914
2 -	53.429	29.250	1:22.679	86.17	0.643	16:43:17.593
3 -	53.415	29.166	1:22.581	86.27	0.545	16:44:40.174
4 -	<b>52.718</b>	29.718	1:22.436 (3)	86.42	0.400	16:46:02.610
5 -	54.097	28.771	1:22.868	85.97	0.832	16:47:25.478
6 -	54.001	29.443	1:23.444	85.38	1.408	16:48:48.922
7 -	54.077	29.261	1:23.338	85.49	1.302	16:50:12.260
8 -	53.639	<b>28.397</b>	<b>1:22.036 (1)</b>	<b>86.84</b>		<b>16:51:34.296</b>
9 -	53.946	29.142	1:23.088	85.74	1.052	16:52:57.384
10 -	53.391	28.779	1:22.170 (2)	86.70	0.134	16:54:19.554

P22 11		Darren O'LEARY		Suzuki SV650 - Yusha Racing		
IDEAL LAP TIME : 1:21.344		BEST LAP TIME : 1:21.708		DIFFERENCE : 0.364		
LAP	SECTOR 1	SECTOR 2	LAP TIME	MPH	DIFF	TIME OF DAY
1 -		29.370	1:29.215	79.85	7.507	16:41:55.159
2 -	53.465	29.042	1:22.507	86.35	0.799	16:43:17.666
3 -	53.955	29.205	1:23.160	85.67	1.452	16:44:40.826
4 -	53.110	29.073	1:22.183 (3)	86.69	0.475	16:46:03.009
5 -	54.038	29.326	1:23.364	85.46	1.656	16:47:26.373
6 -	53.869	29.608	1:23.477	85.34	1.769	16:48:49.850
7 -	54.199	29.438	1:23.637	85.18	1.929	16:50:13.487
8 -	53.859	<b>28.648</b>	1:22.507	86.35	0.799	16:51:35.994
9 -	53.085	28.967	1:22.052 (2)	86.83	0.344	16:52:58.046
10 -	<b>52.696</b>	29.012	<b>1:21.708 (1)</b>	<b>87.19</b>		<b>16:54:19.754</b>

P23 47		Tristan BOHANAN		Suzuki SV650 - Myself		
IDEAL LAP TIME : 1:23.755		BEST LAP TIME : 1:23.755		DIFFERENCE : 0.000		
LAP	SECTOR 1	SECTOR 2	LAP TIME	MPH	DIFF	TIME OF DAY
1 -		29.691	1:31.300	78.03	7.545	16:41:57.244
2 -	<b>54.118</b>	<b>29.637</b>	<b>1:23.755 (1)</b>	<b>85.06</b>		<b>16:43:20.999</b>
3 -	55.303	29.670	1:24.973 (2)	83.84	1.218	16:44:45.972
4 -	55.333	30.093	1:25.426	83.40	1.671	16:46:11.398
5 -	55.504	29.973	1:25.477	83.35	1.722	16:47:36.875
6 -	55.036	31.635	1:26.671	82.20	2.916	16:49:03.546
7 -	55.565	30.066	1:25.631	83.20	1.876	16:50:29.177
8 -	55.380	30.153	1:25.533	83.29	1.778	16:51:54.710
9 -	55.080	30.302	1:25.382 (3)	83.44	1.627	16:53:20.092
10 -	55.326	30.154	1:25.480	83.34	1.725	16:54:45.572

P24 274		Peter HORNE		Suzuki SV650 -		
IDEAL LAP TIME : 1:25.629		BEST LAP TIME : 1:25.629		DIFFERENCE : 0.000		
LAP	SECTOR 1	SECTOR 2	LAP TIME	MPH	DIFF	TIME OF DAY
1 -		32.825	1:39.602	71.53	13.973	16:42:05.546
2 -	1:02.683	32.602	1:35.285	74.77	9.656	16:43:40.831
3 -	59.571	31.719	1:31.290	78.04	5.661	16:45:12.121
4 -	57.647	30.644	1:28.291	80.69	2.662	16:46:40.412
5 -	57.344	30.227	1:27.571 (3)	81.35	1.942	16:48:07.983
6 -	57.062	30.693	1:27.755	81.18	2.126	16:49:35.738
7 -	56.596	30.127	1:26.723 (2)	82.15	1.094	16:51:02.461
8 -	56.752	31.493	1:28.245	80.73	2.616	16:52:30.706
9 -	<b>55.601</b>	<b>30.028</b>	<b>1:25.629 (1)</b>	<b>83.20</b>		<b>16:53:56.335</b>

Weather / Track : Sunny / Dry

Donington Park National  
Circuit Length = 1.9790 miles  
Start: 16:40 Flag 16:53 End: 16:55

# BMCRC - MRO Championships 2021 - Rnd 5 @ Donington National

## MRO Minitwins

### RACE 22 - SECTOR ANALYSIS



SECTOR 1 = FL to I1, SECTOR 2 = I1 to FL, DIFF = Difference To Personal Best Lap, P = Crossed Finish Line in Pit Lane, D = Time Disallowed

P25 116		Gareth FAITH		Suzuki SV650 - Sitramoto			
IDEAL LAP TIME : 1:31.724		BEST LAP TIME : 1:31.724		DIFFERENCE : 0.000			
LAP	SECTOR 1	SECTOR 2	LAP TIME	MPH	DIFF	TIME OF DAY	
1 -		32.771	1:39.143	71.86	7.419	16:42:05.087	
2 -	1:01.585	32.562	1:34.147	75.67	2.423	16:43:39.234	
3 -	1:00.686	32.300	1:32.986 (2)	76.62	1.262	16:45:12.220	
4 -	1:00.880	32.721	1:33.601 (3)	76.11	1.877	16:46:45.821	
5 -	1:00.846	33.966	1:34.812	75.14	3.088	16:48:20.633	
6 -	1:03.237	33.646	1:36.883	73.53	5.159	16:49:57.516	
7 -	1:01.416	32.853	1:34.269	75.57	2.545	16:51:31.785	
8 -	1:02.334	32.058	1:34.392	75.47	2.668	16:53:06.177	
9 -	<b>1:00.090</b>	<b>31.634</b>	<b>1:31.724 (1)</b>	<b>77.67</b>		<b>16:54:37.901</b>	

P26 15		Dale BREW		Suzuki SV650 - Ayre Mowers Ltd			
IDEAL LAP TIME : 1:34.861		BEST LAP TIME : 1:34.881		DIFFERENCE : 0.020			
LAP	SECTOR 1	SECTOR 2	LAP TIME	MPH	DIFF	TIME OF DAY	
1 -		32.843	1:38.816	72.09	3.935	16:42:04.760	
2 -	1:03.064	32.920	1:35.984 (3)	74.22	1.103	16:43:40.744	
3 -	1:02.374	<b>32.531</b>	1:34.905 (2)	75.07	0.024	16:45:15.649	
4 -	<b>1:02.330</b>	32.551	<b>1:34.881 (1)</b>	<b>75.09</b>		<b>16:46:50.530</b>	
5 -	1:02.990	33.597	1:36.587	73.76	1.706	16:48:27.117	
6 -	1:03.388	33.805	1:37.193	73.30	2.312	16:50:04.310	
7 -	1:04.488	33.127	1:37.615	72.98	2.734	16:51:41.925	
8 -	1:04.620	33.431	1:38.051	72.66	3.170	16:53:19.976	
9 -	1:05.360	33.165	1:38.525	72.31	3.644	16:54:58.501	

P27 70		Vanessa GILLAM		Suzuki SV650 - No More Straps Ltd			
IDEAL LAP TIME : 1:37.890		BEST LAP TIME : 1:37.941		DIFFERENCE : 0.051			
LAP	SECTOR 1	SECTOR 2	LAP TIME	MPH	DIFF	TIME OF DAY	
1 -		33.485	1:43.505	68.83	5.564	16:42:09.449	
2 -	<b>1:04.462</b>	34.149	1:38.611 (3)	72.24	0.670	16:43:48.060	
3 -	1:05.112	33.627	1:38.739	72.15	0.798	16:45:26.799	
4 -	1:05.585	33.612	1:39.197	71.82	1.256	16:47:05.996	
5 -	1:05.180	35.853	1:41.033	70.51	3.092	16:48:47.029	
6 -	1:04.841	34.433	1:39.274	71.76	1.333	16:50:26.303	
7 -	1:04.586	33.727	1:38.313 (2)	72.46	0.372	16:52:04.616	
8 -	1:04.513	<b>33.428</b>	<b>1:37.941 (1)</b>	<b>72.74</b>		<b>16:53:42.557</b>	

P28 58		James SHEEHAN		Suzuki SV650 - Sheehan Racing			
IDEAL LAP TIME : 1:18.719		BEST LAP TIME : 1:18.994		DIFFERENCE : 0.275			
LAP	SECTOR 1	SECTOR 2	LAP TIME	MPH	DIFF	TIME OF DAY	
1 -		28.100	1:24.797	84.01	5.803	16:41:50.741	
2 -	50.973	28.021	<b>1:18.994 (1)</b>	<b>90.19</b>		<b>16:43:09.735</b>	
3 -	51.244	<b>27.841</b>	1:19.085	90.08	0.091	16:44:28.820	
4 -	51.145	27.869	1:19.014 (3)	90.16	0.020	16:45:47.834	
5 -	<b>50.878</b>	28.126	1:19.004 (2)	90.18	0.010	16:47:06.838	

P29 84		Ricardo BRANCO		Suzuki SV650 - IMP Racing			
IDEAL LAP TIME : 1:22.617		BEST LAP TIME : 1:22.617		DIFFERENCE : 0.000			
LAP	SECTOR 1	SECTOR 2	LAP TIME	MPH	DIFF	TIME OF DAY	
1 -		29.802	1:28.798	80.23	6.181	16:41:54.742	
2 -	53.282	29.450	1:22.732 (2)	86.11	0.115	16:43:17.474	
3 -	<b>53.254</b>	<b>29.363</b>	<b>1:22.617 (1)</b>	<b>86.23</b>		<b>16:44:40.091</b>	
4 -	53.634	32.175	1:25.809 (3)	83.02	3.192	16:46:05.900	

Weather / Track : Sunny / Dry

Donington Park National  
Circuit Length = 1.9790 miles  
Start: 16:40 Flag 16:53 End: 16:55

# BMCRC - MRO Championships 2021 - Rnd 5 @ Donington National

MRO Minitwins

## RACE 22 - SECTOR ANALYSIS



SECTOR 1 = FL to I1, SECTOR 2 = I1 to FL, DIFF = Difference To Personal Best Lap, P = Crossed Finish Line in Pit Lane, D = Time Disallowed

<b>P30 138</b>	<b>Craig JARMIN</b>		Suzuki SV650 - BK Racing			
IDEAL LAP TIME :	BEST LAP TIME :		DIFFERENCE :			
LAP	SECTOR 1	SECTOR 2	LAP TIME	MPH	DIFF	TIME OF DAY
1 -		<b>30.121</b>	1:32.180	77.29		16:41:58.124

# BMCRC - MRO Championships 2021 - Rnd 5 @ Donington National

## MRO Minitwins

### RACE 22 - BEST SECTORS

SECTOR 1			SECTOR 2			IDEAL / BEST COMPARISON						
POS	NO	NAME	TIME	NO	NAME	TIME	POS	NO	NAME	IDEAL	BEST	DIFF
									<b>PERFECT LAP</b>	<b>1:16.464</b>		
1	78	POVAH	49.496	95	REYNOLDS	26.968	1	95	REYNOLDS	1:16.499	1:16.501	0.002
2	95	REYNOLDS	49.531	78	POVAH	27.026	2	78	POVAH	1:16.522	1:16.968	0.446
3	184	TWYFORD	49.773	661	HARRIS	27.027	3	661	HARRIS	1:16.805	1:16.884	0.079
4	661	HARRIS	49.778	96	HARRIS	27.238	4	184	TWYFORD	1:17.140	1:17.421	0.281
5	96	HARRIS	49.924	710	HENSTOCK	27.362	5	96	HARRIS	1:17.162	1:17.334	0.172
6	710	HENSTOCK	50.243	184	TWYFORD	27.367	6	710	HENSTOCK	1:17.605	1:17.807	0.202
7	16	COOPER	50.657	66	DUCRAN	27.544	7	66	DUCRAN	1:18.263	1:18.264	0.001
8	5	MANTELL	50.696	97	MANN	27.650	8	16	COOPER	1:18.419	1:18.429	0.010
9	66	DUCRAN	50.719	19	LILLEY	27.721	9	97	MANN	1:18.470	1:18.470	0.000
10	19	LILLEY	50.816	16	COOPER	27.762	10	5	MANTELL	1:18.497	1:18.497	0.000
11	97	MANN	50.820	5	MANTELL	27.801	11	19	LILLEY	1:18.537	1:18.840	0.303
12	58	SHEEHAN	50.878	58	SHEEHAN	27.841	12	58	SHEEHAN	1:18.719	1:18.994	0.275
13	170	CRAMPTON	52.214	99	ELLIS	28.332	13	53	PARKES	1:20.581	1:21.017	0.436
14	62	KING	52.223	53	PARKES	28.355	14	170	CRAMPTON	1:20.586	1:20.593	0.007
15	53	PARKES	52.226	170	CRAMPTON	28.372	15	62	KING	1:20.654	1:20.825	0.171
16	99	ELLIS	52.394	561	LESLIE	28.397	16	99	ELLIS	1:20.726	1:20.774	0.048
17	11	O'LEARY	52.696	62	KING	28.431	17	561	LESLIE	1:21.115	1:22.036	0.921
18	561	LESLIE	52.718	91	WEST	28.483	18	11	O'LEARY	1:21.344	1:21.708	0.364
19	34	JOHNSON	52.814	40	WILKINSON	28.484	19	34	JOHNSON	1:21.436	1:21.488	0.052
20	23	BECKETT	52.837	159	RIDGWELL	28.536	20	91	WEST	1:21.574	1:21.574	0.000
21	91	WEST	53.091	34	JOHNSON	28.622	21	23	BECKETT	1:21.613	1:21.613	0.000
22	159	RIDGWELL	53.139	11	O'LEARY	28.648	22	40	WILKINSON	1:21.656	1:21.656	0.000
23	40	WILKINSON	53.172	23	BECKETT	28.776	23	159	RIDGWELL	1:21.675	1:21.922	0.247
24	84	BRANCO	53.254	84	BRANCO	29.363	24	84	BRANCO	1:22.617	1:22.617	0.000
25	47	BOHANAN	54.118	47	BOHANAN	29.637	25	47	BOHANAN	1:23.755	1:23.755	0.000
26	274	HORNE	55.601	274	HORNE	30.028	26	274	HORNE	1:25.629	1:25.629	0.000
27	116	FAITH	1:00.090	138	JARMIN	30.121	27	116	FAITH	1:31.724	1:31.724	0.000
28	15	BREW	1:02.330	116	FAITH	31.634	28	15	BREW	1:34.861	1:34.881	0.020
29	70	GILLAM	1:04.462	15	BREW	32.531	29	70	GILLAM	1:37.890	1:37.941	0.051
30				70	GILLAM	33.428	30	138	JARMIN			

Weather / Track : Sunny / Dry

Results can be found at [www.tsl-timing.com](http://www.tsl-timing.com)

Donington Park National  
Circuit Length = 1.9790 miles  
Start: 16:40 Flag 16:53 End: 16:55

Printed - 16:55 Sunday, 05 September 2021

# BMCRC - MRO Championships 2021 - Rnd 5 @ Donington National

## MRO Minitwins

### RACE 22 - STATISTICS

**Competitors Started** 30  
**Planned Start** 2021-09-05 @ 17:25:00.000  
**Actual Start** 2021-09-05 @ 16:40:25.943  
**Finish Time** 2021-09-05 @ 16:53:25.911  
**Track Length** 1.9790mi.  
**Total Laps** 275  
**Total Distance Covered** 544.2434mi.

#### Session Fastest Lap History

NO	NAME	LAP TIME	TIME OF DAY	LAP	VEHICLE
95	John REYNOLDS	1:17.922	16:43:04.596	2	Suzuki SV650
78	Keith POVAH	1:17.368	16:43:04.679	2	Suzuki SV650
96	Dan HARRIS	1:17.334	16:43:05.820	2	Suzuki SV650
78	Keith POVAH	1:17.110	16:49:33.469	7	Suzuki SV650
78	Keith POVAH	1:16.968	16:50:50.438	8	Suzuki SV650
95	John REYNOLDS	1:16.501	16:50:51.007	8	Suzuki SV650

#### Session Leader History

NO	NAME	FROM LAP	LAPS LED	DISTANCE	VEHICLE
95	John REYNOLDS	1	3	5.89 miles	Suzuki SV650
78	Keith POVAH	4	1	1.97 miles	Suzuki SV650
95	John REYNOLDS	5	2	3.95 miles	Suzuki SV650
78	Keith POVAH	7	4	7.91 miles	Suzuki SV650

#### Flag History

TYPE	TIME OF DAY
GREEN	16:40:25.943
FINISH	16:53:25.911

#### Flag Statistics

TYPE	COUNT	TOTAL LAPS	TOTAL TIME
Green	1	10	14:35.337
Red	0	0	0.000
Safety Car	0	0	0.000
FCY	0	0	0.000

Weather / Track : Sunny / Dry

Results can be found at [www.tsl-timing.com](http://www.tsl-timing.com)

Donington Park National  
Circuit Length = 1.9790 miles  
Start: 16:40 Flag 16:53 End: 16:55

Printed - 16:55 Sunday, 05 September 2021

BMCRC-MRO Championships 2021



# Kawasaki



## ACU TEAM GREEN JUNIOR CUP & SENIOR 300

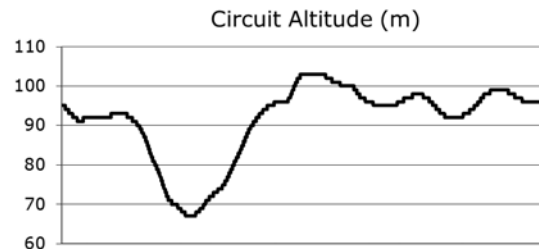
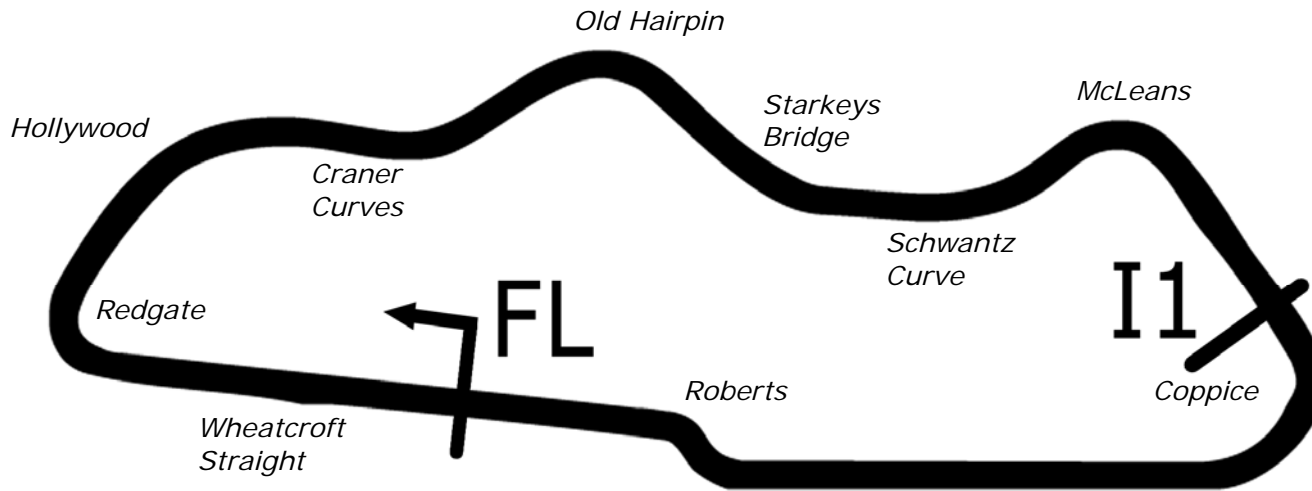
Donington Park National

4<sup>th</sup> / 5<sup>th</sup> September 2021



Results Provided by Timing Solutions Ltd  
[www.tsl-timing.com](http://www.tsl-timing.com)

# Donington Park National



Length	1.9790 miles	3185.0 m	
FL		52.82971 N	1.37867 W
I1	2096m	52.82978 N	1.36508 W
Pit Entry	3100m	52.82951 N	1.37832 W
Pit Exit	229m after FL	52.82996 N	1.38205 W
Pit Entry–Pit Exit 256m, 18.4s @50kph, 15.3s @60kph			

All results available at [www.tsl-timing.com](http://www.tsl-timing.com)

# BMCRC - MRO Championships 2021 - Rnd 5 @ Donington National



## ACU Team Green Junior Cup & Senior 300

### QUALIFYING - CLASSIFICATION

# Kawasaki

POS	NO	CL	PIC NAME	ENTRY	TIME	ON	LAPS	GAP	DIFF	MPH
1	50	J	1 Fred McMULLAN	Kawasaki NINJA 300 - Orwell motorcycles Ipswich	1:23.480	7	9			85.34
2	777	J	2 Maximus HARDY	Kawasaki NINJA 400 - DAD	1:23.504	6	9	0.024	0.024	85.32
3	60	J	3 Lennon DOCHERTY	Kawasaki NINJA 300 - Doc Fit Training	1:23.643	9	9	0.163	0.139	85.17
4	196	J	4 Jack KIRSCH	Kawasaki NINJA 400 - Dad	1:23.915	7	9	0.435	0.272	84.90
5	31	J	5 Dylan MELLOR	Kawasaki NINJA 300 - Team Mellor Racing	1:24.121	6	9	0.641	0.206	84.69
6	81	J	6 Keo WALKER	Kawasaki NINJA300 - Martin Wight Electrical	1:24.554	6	9	1.074	0.433	84.26
7	8	S	1 Phil ATKINSON	Kawasaki NINJA 300 - Rose mot centre	1:24.779	9	9	1.299	0.225	84.03
8	77	J	7 Joe WHITE	Kawasaki NINJA 300 - Just In Graphics /MZ CONTRAC	1:25.472	9	9	1.992	0.693	83.35
9	65	S	2 Konrad BREESE	Kawasaki NINJA 300 - STIHL Racing	1:25.513	6	9	2.033	0.041	83.31
10	55	J	8 Ben JOLLIFFE	Kawasaki NINJA 300 -	1:25.661	4	9	2.181	0.148	83.17
11	30	J	9 Owen MELLOR	Kawasaki NINJA 300 - Team Mellor Racing	1:25.703	7	9	2.223	0.042	83.13
12	69	S	3 Danny HUSKINSON	Kawasaki NINJA 300 - art of racing	1:25.785	5	9	2.305	0.082	83.05
13	58	J	10 Matthew WOOD	Kawasaki NINJA 300 -	1:26.202	9	9	2.722	0.417	82.65
14	61	S	4 Kathryn WALKER	Kawasaki NINJA 300 - Think Bike Gear & AutoSmart Pr	1:26.694	6	8	3.214	0.492	82.18
15	70	S	5 Justin WHITE	Kawasaki NINJA 300 - Just In Graphics	1:26.945	4	9	3.465	0.251	81.94
16	19	J	11 James O'MARA	Kawasaki NINJA 300 - BRP Machining Ltd	1:26.959	4	9	3.479	0.014	81.93
17	66	S	6 Mark SMITH	Kawasaki NINJA 300 - MHP EXHAUST S	1:27.593	8	9	4.113	0.634	81.33
18	32	S	7 Conor MURRAY	Kawasaki NINJA 300 -	1:27.704	9	9	4.224	0.111	81.23
19	26	S	8 Nicholas BETTRIDGE	Kawasaki NINJA 300 - Weald builders	1:28.140	4	6	4.660	0.436	80.83
20	118	J	12 Max HALL	Kawasaki NINJA 300 - Racecraft rider development	1:28.181	3	9	4.701	0.041	80.79
21	45	J	13 Jake MARSH	Kawasaki NINJA 300 - Zipped Up Racing	1:28.265	5	9	4.785	0.084	80.71
22	34	J	14 Oliver ARBON	Kawasaki NINJA 400 - tt plumbing and heating	1:28.419	8	9	4.939	0.154	80.57
23	87	J	15 James CLEARY	Kawasaki NINJA 300 - Mum and Dad	1:28.755	9	9	5.275	0.336	80.27
24	97	J	16 Ben PLATT	Kawasaki NINJA 400 - adss ltd	1:28.771	7	9	5.291	0.016	80.25
25	88	S	9 David COURT	Kawasaki NINJA 300 -	1:28.863	3	5	5.383	0.092	80.17
26	48	S	10 Kevin SABBARTON	Kawasaki NINJA 300 -	1:28.868	8	9	5.388	0.005	80.17
27	400	S	11 Stuart THURTL	Kawasaki NINJA 400 - TeamTortoise Racing	1:30.159	4	8	6.679	1.291	79.02
28	39	S	12 Peter PARAPANOS	Kawasaki NINJA 300 - AMR Glasgow Kawasaki	1:31.238	8	8	7.758	1.079	78.08
29	0	S	13 Ian SOILLEUX	Kawasaki NINJA300 - BDRacing	1:31.663	3	7	8.183	0.425	77.72
30	18	J	17 George HIGGINS	Kawasaki NINJA 300 - Aztec Racing	1:31.786	4	8	8.306	0.123	77.62
31	311	12S	1 Nathan-Ellis WARD	Kawasaki NINJA 300 - Zipped up racing	1:33.527	5	8	10.047	1.741	76.17
32	83	S	14 Simon CHAPPELL	Kawasaki NINJA 300 -	1:33.584	8	8	10.104	0.057	76.13
33	64	J	18 Jamie MALIN	Kawasaki NINJA 300 -	1:38.541	3	8	15.061	4.957	72.30
34	22	S	15 Greg STUBBERFIELD	Kawasaki NINJA 300 -	1:47.316	6	7	23.836	8.775	66.38

Weather / Track : Cloudy / Dry

These results are provisional until the conclusion of any judicial and technical matters.

Donington Park National  
Circuit Length = 1.9790 miles  
Start: 10:33 Flag 10:46 End: 10:48

Clerk Of Course :	Stewards :	Timekeeper :
-------------------	------------	--------------

Results can be found at [www.tsl-timing.com](http://www.tsl-timing.com)

Printed - 10:48 Saturday, 04 September 2021





# BMCRC - MRO Championships 2021 - Rnd 5 @ Donington National

## ACU Team Green Junior Cup & Senior 300

### QUALIFYING - SECTOR ANALYSIS



SECTOR 1 = FL to I1, SECTOR 2 = I1 to FL, DIFF = Difference To Personal Best Lap, P = Crossed Finish Line in Pit Lane, D = Time Disallowed

P1 50 J		Fred McMULLAN		Kawasaki NINJA 300 - Orwell motorcycles Ipswich			
IDEAL LAP TIME : 1:23.475		BEST LAP TIME : 1:23.480		DIFFERENCE : 0.005			
LAP	SECTOR 1	SECTOR 2	LAP TIME	MPH	DIFF	TIME OF DAY	
1 -	59.338	30.475	1:29.813	79.32	6.333	10:35:58.161	
2 -	57.637	29.996	1:27.633	81.30	4.153	10:37:25.794	
3 -	57.319	29.739	1:27.058	81.83	3.578	10:38:52.852	
4 -	55.403	29.949	1:25.352	83.47	1.872	10:40:18.204	
5 -	56.695	30.145	1:26.840	82.04	3.360	10:41:45.044	
6 -	54.331	29.193	1:23.524 (2)	85.30	0.044	10:43:08.568	
7 -	<b>54.306</b>	29.174	<b>1:23.480 (1)</b>	<b>85.34</b>		<b>10:44:32.048</b>	
8 -	54.442	<b>29.169</b>	1:23.611 (3)	85.21	0.131	10:45:55.659	
9 -	55.093	29.777	1:24.870	83.94	1.390	10:47:20.529	

P2 777 J		Maximus HARDY		Kawasaki NINJA 400 - DAD			
IDEAL LAP TIME : 1:23.501		BEST LAP TIME : 1:23.504		DIFFERENCE : 0.003			
LAP	SECTOR 1	SECTOR 2	LAP TIME	MPH	DIFF	TIME OF DAY	
1 -	59.339	30.501	1:29.840	79.30	6.336	10:35:59.881	
2 -	57.647	30.189	1:27.836	81.11	4.332	10:37:27.717	
3 -	55.927	30.260	1:26.187	82.66	2.683	10:38:53.904	
4 -	54.435	30.244	1:24.679 (3)	84.13	1.175	10:40:18.583	
5 -	56.532	30.237	1:26.769	82.11	3.265	10:41:45.352	
6 -	<b>54.110</b>	29.394	<b>1:23.504 (1)</b>	<b>85.32</b>		<b>10:43:08.856</b>	
7 -	54.409	30.062	1:24.471 (2)	84.34	0.967	10:44:33.327	
8 -	55.624	30.039	1:25.663	83.17	2.159	10:45:58.990	
9 -	56.220	<b>29.391</b>	1:25.611	83.22	2.107	10:47:24.601	

P3 60 J		Lennon DOCHERTY		Kawasaki NINJA 300 - Doc Fit Training			
IDEAL LAP TIME : 1:23.643		BEST LAP TIME : 1:23.643		DIFFERENCE : 0.000			
LAP	SECTOR 1	SECTOR 2	LAP TIME	MPH	DIFF	TIME OF DAY	
1 -	1:00.073	30.201	1:30.274	78.92	6.631	10:36:20.819	
2 -	55.612	29.750	1:25.362	83.46	1.719	10:37:46.181	
3 -	54.974	29.685	1:24.659	84.15	1.016	10:39:10.840	
4 -	54.758	29.525	1:24.283 (3)	84.53	0.640	10:40:35.123	
5 -	55.071	30.028	1:25.099	83.72	1.456	10:42:00.222	
6 -	54.769	29.504	1:24.273 (2)	84.54	0.630	10:43:24.495	
7 -	54.670	29.699	1:24.369	84.44	0.726	10:44:48.864	
8 -	54.691	29.903	1:24.594	84.22	0.951	10:46:13.458	
9 -	<b>54.240</b>	<b>29.403</b>	<b>1:23.643 (1)</b>	<b>85.17</b>		<b>10:47:37.101</b>	

P4 196 J		Jack KIRSCH		Kawasaki NINJA 400 - Dad			
IDEAL LAP TIME : 1:23.521		BEST LAP TIME : 1:23.915		DIFFERENCE : 0.394			
LAP	SECTOR 1	SECTOR 2	LAP TIME	MPH	DIFF	TIME OF DAY	
1 -	59.663	30.124	1:29.787	79.35	5.872	10:35:59.000	
2 -	57.283	30.078	1:27.361	81.55	3.446	10:37:26.361	
3 -	56.470	29.806	1:26.276	82.57	2.361	10:38:52.637	
4 -	55.397	29.854	1:25.251	83.57	1.336	10:40:17.888	
5 -	56.057	29.637	1:25.694	83.14	1.779	10:41:43.582	
6 -	54.953	29.496	1:24.449 (3)	84.36	0.534	10:43:08.031	
7 -	<b>54.339</b>	29.576	<b>1:23.915 (1)</b>	<b>84.90</b>		<b>10:44:31.946</b>	
8 -	54.923	<b>29.182</b>	1:24.105 (2)	84.71	0.190	10:45:56.051	
9 -	54.894	29.755	1:24.649	84.16	0.734	10:47:20.700	

Weather / Track : Cloudy / Dry

Donington Park National  
Circuit Length = 1.9790 miles  
Start: 10:33 Flag 10:46 End: 10:48

# BMCRC - MRO Championships 2021 - Rnd 5 @ Donington National

## ACU Team Green Junior Cup & Senior 300

### QUALIFYING - SECTOR ANALYSIS



SECTOR 1 = FL to I1, SECTOR 2 = I1 to FL, DIFF = Difference To Personal Best Lap, P = Crossed Finish Line in Pit Lane, D = Time Disallowed

<b>P5 31 J Dylan MELLOR</b>		Kawasaki NINJA 300 - Team Mellor Racing				
IDEAL LAP TIME : 1:23.904		BEST LAP TIME : 1:24.121		DIFFERENCE : 0.217		
LAP	SECTOR 1	SECTOR 2	LAP TIME	MPH	DIFF	TIME OF DAY
1 -	59.042	31.171	1:30.213	78.97	6.092	10:35:59.257
2 -	58.092	30.094	1:28.186	80.79	4.065	10:37:27.443
3 -	56.376	30.845	1:27.221	81.68	3.100	10:38:54.664
4 -	55.455	29.552	1:25.007	83.81	0.886	10:40:19.671
5 -	55.024	29.513	1:24.537 (3)	84.27	0.416	10:41:44.208
6 -	54.639	<b>29.482</b>	<b>1:24.121 (1)</b>	<b>84.69</b>		<b>10:43:08.329</b>
7 -	<b>54.422</b>	30.169	1:24.591	84.22	0.470	10:44:32.920
8 -	56.819	31.053	1:27.872	81.07	3.751	10:46:00.792
9 -	54.797	29.515	1:24.312 (2)	84.50	0.191	10:47:25.104

<b>P6 81 J Keo WALKER</b>		Kawasaki NINJA300 - Martin Wight Electrical				
IDEAL LAP TIME : 1:24.150		BEST LAP TIME : 1:24.554		DIFFERENCE : 0.404		
LAP	SECTOR 1	SECTOR 2	LAP TIME	MPH	DIFF	TIME OF DAY
1 -	59.740	31.105	1:30.845	78.42	6.291	10:35:58.222
2 -	57.854	29.860	1:27.714	81.22	3.160	10:37:25.936
3 -	56.382	30.415	1:26.797	82.08	2.243	10:38:52.733
4 -	55.250	30.114	1:25.364 (3)	83.46	0.810	10:40:18.097
5 -	56.023	29.750	1:25.773	83.06	1.219	10:41:43.870
6 -	55.137	<b>29.417</b>	<b>1:24.554 (1)</b>	<b>84.26</b>		<b>10:43:08.424</b>
7 -	<b>54.733</b>	29.855	1:24.588 (2)	84.22	0.034	10:44:33.012
8 -	55.812	29.915	1:25.727	83.10	1.173	10:45:58.739
9 -	56.691	29.586	1:26.277	82.57	1.723	10:47:25.016

<b>P7 8 S Phil ATKINSON</b>		Kawasaki NINJA 300 - Rose mot centre				
IDEAL LAP TIME : 1:24.671		BEST LAP TIME : 1:24.779		DIFFERENCE : 0.108		
LAP	SECTOR 1	SECTOR 2	LAP TIME	MPH	DIFF	TIME OF DAY
1 -	1:00.376	31.727	1:32.103	77.35	7.324	10:35:58.085
2 -	58.217	30.982	1:29.199	79.87	4.420	10:37:27.284
3 -	56.214	31.230	1:27.444	81.47	2.665	10:38:54.728
4 -	55.527	30.601	1:26.128	82.72	1.349	10:40:20.856
5 -	55.213	<b>29.924</b>	1:25.137 (3)	83.68	0.358	10:41:45.993
6 -	54.895	29.979	1:24.874 (2)	83.94	0.095	10:43:10.867
7 -	55.243	30.130	1:25.373	83.45	0.594	10:44:36.240
8 -	55.340	29.957	1:25.297	83.52	0.518	10:46:01.537
9 -	<b>54.747</b>	30.032	<b>1:24.779 (1)</b>	<b>84.03</b>		<b>10:47:26.316</b>

<b>P8 77 J Joe WHITE</b>		Kawasaki NINJA 300 - Just In Graphics /MZ CONTRACTS/ Silver				
IDEAL LAP TIME : 1:25.472		BEST LAP TIME : 1:25.472		DIFFERENCE : 0.000		
LAP	SECTOR 1	SECTOR 2	LAP TIME	MPH	DIFF	TIME OF DAY
1 -	1:01.619	31.482	1:33.101	76.52	7.629	10:35:50.056
2 -	56.972	30.486	1:27.458	81.46	1.986	10:37:17.514
3 -	56.566	30.799	1:27.365	81.55	1.893	10:38:44.879
4 -	56.047	30.710	1:26.757 (2)	82.12	1.285	10:40:11.636
5 -	56.360	30.741	1:27.101	81.79	1.629	10:41:38.737
6 -	56.502	30.332	1:26.834 (3)	82.04	1.362	10:43:05.571
7 -	56.389	31.221	1:27.610	81.32	2.138	10:44:33.181
8 -	57.066	30.322	1:27.388	81.52	1.916	10:46:00.569
9 -	<b>55.548</b>	<b>29.924</b>	<b>1:25.472 (1)</b>	<b>83.35</b>		<b>10:47:26.041</b>

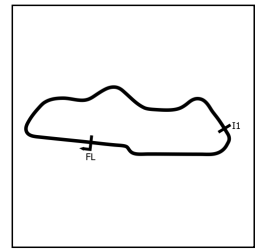
Weather / Track : Cloudy / Dry

Donington Park National  
Circuit Length = 1.9790 miles  
Start: 10:33 Flag 10:46 End: 10:48

# BMCRC - MRO Championships 2021 - Rnd 5 @ Donington National

## ACU Team Green Junior Cup & Senior 300

### QUALIFYING - SECTOR ANALYSIS



SECTOR 1 = FL to I1, SECTOR 2 = I1 to FL, DIFF = Difference To Personal Best Lap, P = Crossed Finish Line in Pit Lane, D = Time Disallowed

<b>P9 65 S Konrad BREESE</b>		Kawasaki NINJA 300 - STIHL Racing				
IDEAL LAP TIME : 1:25.513		BEST LAP TIME : 1:25.513		DIFFERENCE : 0.000		
LAP	SECTOR 1	SECTOR 2	LAP TIME	MPH	DIFF	TIME OF DAY
1 -	1:00.843	30.789	1:31.632	77.75	6.119	10:35:52.683
2 -	56.536	30.527	1:27.063	81.83	1.550	10:37:19.746
3 -	56.906	30.580	1:27.486	81.43	1.973	10:38:47.232
4 -	56.260	30.784	1:27.044	81.85	1.531	10:40:14.276
5 -	56.027	30.085	1:26.112 (2)	82.73	0.599	10:41:40.388
6 -	<b>55.807</b>	<b>29.706</b>	<b>1:25.513 (1)</b>	<b>83.31</b>		<b>10:43:05.901</b>
7 -	56.188	32.754	1:28.942	80.10	3.429	10:44:34.843
8 -	55.993	30.673	1:26.666 (3)	82.20	1.153	10:46:01.509
9 -	56.495	IN PIT	1:31.850 P	77.56	6.337	10:47:33.359

<b>P10 55 J Ben JOLLIFFE</b>		Kawasaki NINJA 300 -				
IDEAL LAP TIME : 1:25.661		BEST LAP TIME : 1:25.661		DIFFERENCE : 0.000		
LAP	SECTOR 1	SECTOR 2	LAP TIME	MPH	DIFF	TIME OF DAY
1 -	1:00.947	31.065	1:32.012	77.43	6.351	10:36:01.820
2 -	56.996	30.980	1:27.976 (3)	80.98	2.315	10:37:29.796
3 -	55.757	30.281	1:26.038 (2)	82.80	0.377	10:38:55.834
4 -	<b>55.628</b>	<b>30.033</b>	<b>1:25.661 (1)</b>	<b>83.17</b>		<b>10:40:21.495</b>
5 -	57.993	30.846	1:28.839	80.19	3.178	10:41:50.334
6 -	57.231	40.720	1:37.951	72.73	12.290	10:43:28.285
7 -	56.524	32.032	1:28.556	80.45	2.895	10:44:56.841
8 -	57.408	31.207	1:28.615	80.39	2.954	10:46:25.456
9 -	59.251	30.969	1:30.220	78.96	4.559	10:47:55.676

<b>P11 30 J Owen MELLOR</b>		Kawasaki NINJA 300 - Team Mellor Racing				
IDEAL LAP TIME : 1:25.674		BEST LAP TIME : 1:25.703		DIFFERENCE : 0.029		
LAP	SECTOR 1	SECTOR 2	LAP TIME	MPH	DIFF	TIME OF DAY
1 -	1:00.431	31.008	1:31.439	77.91	5.736	10:35:48.863
2 -	56.910	30.379	1:27.289	81.62	1.586	10:37:16.152
3 -	56.660	30.398	1:27.058	81.83	1.355	10:38:43.210
4 -	56.534	32.076	1:28.610	80.40	2.907	10:40:11.820
5 -	<b>55.689</b>	30.365	1:26.054 (3)	82.79	0.351	10:41:37.874
6 -	55.761	30.018	1:25.779 (2)	83.05	0.076	10:43:03.653
7 -	55.718	<b>29.985</b>	<b>1:25.703 (1)</b>	<b>83.13</b>		<b>10:44:29.356</b>
8 -	56.026	30.113	1:26.139	82.71	0.436	10:45:55.495
9 -	56.343	30.075	1:26.418	82.44	0.715	10:47:21.913

<b>P12 69 S Danny HUSKINSON</b>		Kawasaki NINJA 300 - art of racing				
IDEAL LAP TIME : 1:25.196		BEST LAP TIME : 1:25.785		DIFFERENCE : 0.589		
LAP	SECTOR 1	SECTOR 2	LAP TIME	MPH	DIFF	TIME OF DAY
1 -	1:00.316	31.006	1:31.322	78.01	5.537	10:36:00.395
2 -	57.460	30.438	1:27.898	81.05	2.113	10:37:28.293
3 -	55.707	30.774	1:26.481	82.38	0.696	10:38:54.774
4 -	55.636	30.272	1:25.908 (2)	82.93	0.123	10:40:20.682
5 -	55.627	<b>30.158</b>	<b>1:25.785 (1)</b>	<b>83.05</b>		<b>10:41:46.467</b>
6 -	<b>55.038</b>	30.938	1:25.976 (3)	82.86	0.191	10:43:12.443
7 -	55.620	30.535	1:26.155	82.69	0.370	10:44:38.598
8 -	57.613	31.025	1:28.638	80.37	2.853	10:46:07.236
9 -	57.065	30.749	1:27.814	81.13	2.029	10:47:35.050

Weather / Track : Cloudy / Dry

Donington Park National  
Circuit Length = 1.9790 miles  
Start: 10:33 Flag 10:46 End: 10:48

# BMCRC - MRO Championships 2021 - Rnd 5 @ Donington National

## ACU Team Green Junior Cup & Senior 300

### QUALIFYING - SECTOR ANALYSIS



SECTOR 1 = FL to I1, SECTOR 2 = I1 to FL, DIFF = Difference To Personal Best Lap, P = Crossed Finish Line in Pit Lane, D = Time Disallowed

P13 58 J		Matthew WOOD		Kawasaki NINJA 300 -			
IDEAL LAP TIME : 1:26.049		BEST LAP TIME : 1:26.202		DIFFERENCE : 0.153			
LAP	SECTOR 1	SECTOR 2	LAP TIME	MPH	DIFF	TIME OF DAY	
1 -	1:00.397	31.556	1:31.953	77.48	5.751	10:35:50.513	
2 -	57.594	31.460	1:29.054	80.00	2.852	10:37:19.567	
3 -	56.928	32.342	1:29.270	79.81	3.068	10:38:48.837	
4 -	57.242	30.852	1:28.094	80.87	1.892	10:40:16.931	
5 -	57.919	32.272	1:30.191	78.99	3.989	10:41:47.122	
6 -	56.396	30.735	1:27.131 (3)	81.76	0.929	10:43:14.253	
7 -	56.322	30.898	1:27.220	81.68	1.018	10:44:41.473	
8 -	56.494	<b>30.391</b>	1:26.885 (2)	82.00	0.683	10:46:08.358	
9 -	<b>55.658</b>	30.544	<b>1:26.202 (1)</b>	<b>82.65</b>		<b>10:47:34.560</b>	

P14 61 S		Kathryn WALKER		Kawasaki NINJA 300 - Think Bike Gear & AutoSmart Preston			
IDEAL LAP TIME : 1:26.635		BEST LAP TIME : 1:26.694		DIFFERENCE : 0.059			
LAP	SECTOR 1	SECTOR 2	LAP TIME	MPH	DIFF	TIME OF DAY	
1 -	1:02.943	33.044	1:35.987	74.22	9.293	10:36:12.871	
2 -	1:00.720	31.824	1:32.544	76.98	5.850	10:37:45.415	
3 -	57.308	30.774	1:28.082	80.88	1.388	10:39:13.497	
4 -	<b>56.221</b>	30.498	1:26.719 (2)	82.15	0.025	10:40:40.216	
5 -	56.361	31.585	1:27.946 (3)	81.01	1.252	10:42:08.162	
6 -	56.280	<b>30.414</b>	<b>1:26.694 (1)</b>	<b>82.18</b>		<b>10:43:34.856</b>	
7 -	57.950	IN PIT	1:33.738 P	76.00	7.044	10:45:08.594	
8 -	OUTLAP	30.898	1:59.029	59.85	32.335	10:47:07.623	

P15 70 S		Justin WHITE		Kawasaki NINJA 300 - Just In Graphics			
IDEAL LAP TIME : 1:26.888		BEST LAP TIME : 1:26.945		DIFFERENCE : 0.057			
LAP	SECTOR 1	SECTOR 2	LAP TIME	MPH	DIFF	TIME OF DAY	
1 -	1:02.056	31.841	1:33.897	75.87	6.952	10:36:14.686	
2 -	59.100	31.895	1:30.995	78.29	4.050	10:37:45.681	
3 -	57.428	<b>30.760</b>	1:28.188 (3)	80.78	1.243	10:39:13.869	
4 -	<b>56.128</b>	30.817	<b>1:26.945 (1)</b>	<b>81.94</b>		<b>10:40:40.814</b>	
5 -	56.691	31.521	1:28.212	80.76	1.267	10:42:09.026	
6 -	57.171	31.089	1:28.260	80.72	1.315	10:43:37.286	
7 -	57.044	31.498	1:28.542	80.46	1.597	10:45:05.828	
8 -	57.027	31.165	1:28.192	80.78	1.247	10:46:34.020	
9 -	57.058	30.914	1:27.972 (2)	80.98	1.027	10:48:01.992	

P16 19 J		James O'MARA		Kawasaki NINJA 300 - BRP Machining Ltd			
IDEAL LAP TIME : 1:26.164		BEST LAP TIME : 1:26.959		DIFFERENCE : 0.795			
LAP	SECTOR 1	SECTOR 2	LAP TIME	MPH	DIFF	TIME OF DAY	
1 -	1:02.845	32.651	1:35.496	74.60	8.537	10:36:12.779	
2 -	58.996	31.441	1:30.437	78.78	3.478	10:37:43.216	
3 -	58.020	<b>30.215</b>	1:28.235	80.74	1.276	10:39:11.451	
4 -	<b>55.949</b>	31.010	<b>1:26.959 (1)</b>	<b>81.93</b>		<b>10:40:38.410</b>	
5 -	58.906	31.544	1:30.450	78.76	3.491	10:42:08.860	
6 -	57.107	30.224	1:27.331	81.58	0.372	10:43:36.191	
7 -	56.564	30.728	1:27.292 (3)	81.61	0.333	10:45:03.483	
8 -	56.818	30.308	1:27.126 (2)	81.77	0.167	10:46:30.609	
9 -	56.695	31.627	1:28.322	80.66	1.363	10:47:58.931	

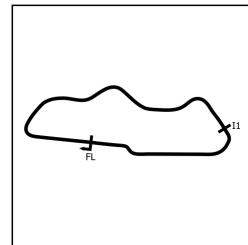
Weather / Track : Cloudy / Dry

Donington Park National  
 Circuit Length = 1.9790 miles  
 Start: 10:33 Flag 10:46 End: 10:48

# BMCRC - MRO Championships 2021 - Rnd 5 @ Donington National

## ACU Team Green Junior Cup & Senior 300

### QUALIFYING - SECTOR ANALYSIS



SECTOR 1 = FL to I1, SECTOR 2 = I1 to FL, DIFF = Difference To Personal Best Lap, P = Crossed Finish Line in Pit Lane, D = Time Disallowed

P17 66 S		Mark SMITH		Kawasaki NINJA 300 - MHP EXHAUST'S			
IDEAL LAP TIME : 1:27.494		BEST LAP TIME : 1:27.593		DIFFERENCE : 0.099			
LAP	SECTOR 1	SECTOR 2	LAP TIME	MPH	DIFF	TIME OF DAY	
1 -	1:02.917	32.465	1:35.382	74.69	7.789	10:36:15.560	
2 -	58.519	31.711	1:30.230	78.96	2.637	10:37:45.790	
3 -	57.458	31.960	1:29.418	79.67	1.825	10:39:15.208	
4 -	57.309	30.952	1:28.261	80.72	0.668	10:40:43.469	
5 -	56.864	31.302	1:28.166	80.80	0.573	10:42:11.635	
6 -	56.776	31.078	1:27.854 (3)	81.09	0.261	10:43:39.489	
7 -	56.767	30.957	1:27.724 (2)	81.21	0.131	10:45:07.213	
8 -	56.863	<b>30.730</b>	<b>1:27.593 (1)</b>	<b>81.33</b>		<b>10:46:34.806</b>	
9 -	<b>56.764</b>	31.663	1:28.427	80.57	0.834	10:48:03.233	

P18 32 S		Conor MURRAY		Kawasaki NINJA 300 -			
IDEAL LAP TIME : 1:27.704		BEST LAP TIME : 1:27.704		DIFFERENCE : 0.000			
LAP	SECTOR 1	SECTOR 2	LAP TIME	MPH	DIFF	TIME OF DAY	
1 -	1:03.509	32.111	1:35.620	74.50	7.916	10:36:24.443	
2 -	59.024	31.645	1:30.669	78.57	2.965	10:37:55.112	
3 -	58.167	32.815	1:30.982	78.30	3.278	10:39:26.094	
4 -	57.289	31.315	1:28.604 (3)	80.40	0.900	10:40:54.698	
5 -	57.890	31.162	1:29.052	80.00	1.348	10:42:23.750	
6 -	57.377	31.807	1:29.184	79.88	1.480	10:43:52.934	
7 -	57.300	30.869	1:28.169 (2)	80.80	0.465	10:45:21.103	
8 -	57.545	31.082	1:28.627	80.38	0.923	10:46:49.730	
9 -	<b>56.864</b>	<b>30.840</b>	<b>1:27.704 (1)</b>	<b>81.23</b>		<b>10:48:17.434</b>	

P19 26 S		Nicholas BETTRIDGE		Kawasaki NINJA 300 - Weald builders			
IDEAL LAP TIME : 1:27.490		BEST LAP TIME : 1:28.140		DIFFERENCE : 0.650			
LAP	SECTOR 1	SECTOR 2	LAP TIME	MPH	DIFF	TIME OF DAY	
1 -	1:01.521	31.892	1:33.413	76.27	5.273	10:35:54.223	
2 -	59.404	31.193	1:30.597	78.64	2.457	10:37:24.820	
3 -	58.465	31.212	1:29.677	79.44	1.537	10:38:54.497	
4 -	57.366	<b>30.774</b>	<b>1:28.140 (1)</b>	<b>80.83</b>		<b>10:40:22.637</b>	
5 -	57.708	30.793	1:28.501 (3)	80.50	0.361	10:41:51.138	
6 -	<b>56.716</b>	31.630	1:28.346 (2)	80.64	0.206	10:43:19.484	

P20 118 J		Max HALL		Kawasaki NINJA 300 - Racecraft rider development			
IDEAL LAP TIME : 1:28.022		BEST LAP TIME : 1:28.181		DIFFERENCE : 0.159			
LAP	SECTOR 1	SECTOR 2	LAP TIME	MPH	DIFF	TIME OF DAY	
1 -	59.901	<b>31.178</b>	1:31.079	78.22	2.898	10:35:57.943	
2 -	59.615	31.423	1:31.038	78.26	2.857	10:37:28.981	
3 -	<b>56.844</b>	31.337	<b>1:28.181 (1)</b>	<b>80.79</b>		<b>10:38:57.162</b>	
4 -	57.271	31.706	1:28.977 (2)	80.07	0.796	10:40:26.139	
5 -	58.010	31.572	1:29.582	79.53	1.401	10:41:55.721	
6 -	58.146	32.056	1:30.202	78.98	2.021	10:43:25.923	
7 -	57.668	31.491	1:29.159 (3)	79.90	0.978	10:44:55.082	
8 -	58.144	31.785	1:29.929	79.22	1.748	10:46:25.011	
9 -	58.112	32.328	1:30.440	78.77	2.259	10:47:55.451	

Weather / Track : Cloudy / Dry

Donington Park National  
Circuit Length = 1.9790 miles  
Start: 10:33 Flag 10:46 End: 10:48

# BMCRC - MRO Championships 2021 - Rnd 5 @ Donington National

## ACU Team Green Junior Cup & Senior 300

### QUALIFYING - SECTOR ANALYSIS



SECTOR 1 = FL to I1, SECTOR 2 = I1 to FL, DIFF = Difference To Personal Best Lap, P = Crossed Finish Line in Pit Lane, D = Time Disallowed

P21 45 J		Jake MARSH		Kawasaki NINJA 300 - Zipped Up Racing			
IDEAL LAP TIME : 1:28.265		BEST LAP TIME : 1:28.265		DIFFERENCE : 0.000			
LAP	SECTOR 1	SECTOR 2	LAP TIME	MPH	DIFF	TIME OF DAY	
1 -	1:01.836	31.573	1:33.409	76.27	5.144	10:35:50.949	
2 -	58.081	31.596	1:29.677 (2)	79.44	1.412	10:37:20.626	
3 -	58.388	31.751	1:30.139	79.04	1.874	10:38:50.765	
4 -	58.425	31.897	1:30.322	78.88	2.057	10:40:21.087	
5 -	<b>57.033</b>	<b>31.232</b>	<b>1:28.265 (1)</b>	<b>80.71</b>		<b>10:41:49.352</b>	
6 -	57.918	32.258	1:30.176	79.00	1.911	10:43:19.528	
7 -	58.575	32.482	1:31.057	78.24	2.792	10:44:50.585	
8 -	58.462	31.422	1:29.884 (3)	79.26	1.619	10:46:20.469	
9 -	58.762	31.520	1:30.282	78.91	2.017	10:47:50.751	

P22 34 J		Oliver ARBON		Kawasaki NINJA 400 - tt plumbing and heating			
IDEAL LAP TIME : 1:28.419		BEST LAP TIME : 1:28.419		DIFFERENCE : 0.000			
LAP	SECTOR 1	SECTOR 2	LAP TIME	MPH	DIFF	TIME OF DAY	
1 -	1:02.287	32.328	1:34.615	75.30	6.196	10:36:17.582	
2 -	59.533	31.944	1:31.477	77.88	3.058	10:37:49.059	
3 -	58.476	31.737	1:30.213	78.97	1.794	10:39:19.272	
4 -	58.800	32.275	1:31.075	78.22	2.656	10:40:50.347	
5 -	58.377	31.374	1:29.751 (3)	79.38	1.332	10:42:20.098	
6 -	59.251	31.538	1:30.789	78.47	2.370	10:43:50.887	
7 -	58.975	31.815	1:30.790	78.47	2.371	10:45:21.677	
8 -	<b>57.428</b>	<b>30.991</b>	<b>1:28.419 (1)</b>	<b>80.57</b>		<b>10:46:50.096</b>	
9 -	57.613	31.228	1:28.841 (2)	80.19	0.422	10:48:18.937	

P23 87 J		James CLEARY		Kawasaki NINJA 300 - Mum and Dad			
IDEAL LAP TIME : 1:28.502		BEST LAP TIME : 1:28.755		DIFFERENCE : 0.253			
LAP	SECTOR 1	SECTOR 2	LAP TIME	MPH	DIFF	TIME OF DAY	
1 -	1:01.977	32.789	1:34.766	75.18	6.011	10:36:04.688	
2 -	58.979	31.745	1:30.724	78.53	1.969	10:37:35.412	
3 -	57.706	31.591	1:29.297	79.78	0.542	10:39:04.709	
4 -	58.016	32.444	1:30.460	78.76	1.705	10:40:35.169	
5 -	59.232	33.621	1:32.853	76.73	4.098	10:42:08.022	
6 -	57.650	<b>31.156</b>	1:28.806 (2)	80.22	0.051	10:43:36.828	
7 -	<b>57.346</b>	31.874	1:29.220	79.85	0.465	10:45:06.048	
8 -	57.784	31.416	1:29.200 (3)	79.87	0.445	10:46:35.248	
9 -	57.466	31.289	<b>1:28.755 (1)</b>	<b>80.27</b>		<b>10:48:04.003</b>	

P24 97 J		Ben PLATT		Kawasaki NINJA 400 - adss ltd			
IDEAL LAP TIME : 1:28.753		BEST LAP TIME : 1:28.771		DIFFERENCE : 0.018			
LAP	SECTOR 1	SECTOR 2	LAP TIME	MPH	DIFF	TIME OF DAY	
1 -	1:01.661	31.955	1:33.616	76.10	4.845	10:36:12.480	
2 -	59.086	31.764	1:30.850	78.42	2.079	10:37:43.330	
3 -	58.694	32.773	1:31.467	77.89	2.696	10:39:14.797	
4 -	57.786	31.692	1:29.478	79.62	0.707	10:40:44.275	
5 -	58.408	31.168	1:29.576	79.53	0.805	10:42:13.851	
6 -	57.998	31.410	1:29.408 (3)	79.68	0.637	10:43:43.259	
7 -	57.660	<b>31.111</b>	<b>1:28.771 (1)</b>	<b>80.25</b>		<b>10:45:12.030</b>	
8 -	<b>57.642</b>	31.528	1:29.170 (2)	79.89	0.399	10:46:41.200	
9 -	57.781	31.685	1:29.466	79.63	0.695	10:48:10.666	

Weather / Track : Cloudy / Dry

Donington Park National  
Circuit Length = 1.9790 miles  
Start: 10:33 Flag 10:46 End: 10:48

# BMCRC - MRO Championships 2021 - Rnd 5 @ Donington National

## ACU Team Green Junior Cup & Senior 300

### QUALIFYING - SECTOR ANALYSIS



SECTOR 1 = FL to I1, SECTOR 2 = I1 to FL, DIFF = Difference To Personal Best Lap, P = Crossed Finish Line in Pit Lane, D = Time Disallowed

P25 88 S		David COURT		Kawasaki NINJA 300 -			
IDEAL LAP TIME : 1:28.863		BEST LAP TIME : 1:28.863		DIFFERENCE : 0.000			
LAP	SECTOR 1	SECTOR 2	LAP TIME	MPH	DIFF	TIME OF DAY	
1 -	1:02.437	32.906	1:35.343	74.72	6.480	10:36:16.454	
2 -	59.532	32.311	1:31.843	77.57	2.980	10:37:48.297	
3 -	<b>57.384</b>	<b>31.479</b>	<b>1:28.863 (1)</b>	<b>80.17</b>		<b>10:39:17.160</b>	
4 -	58.005	32.087	1:30.092 (2)	79.08	1.229	10:40:47.252	
5 -	58.819	31.968	1:30.787 (3)	78.47	1.924	10:42:18.039	

P26 48 S		Kevin SABBARTON		Kawasaki NINJA 300 -			
IDEAL LAP TIME : 1:28.475		BEST LAP TIME : 1:28.868		DIFFERENCE : 0.393			
LAP	SECTOR 1	SECTOR 2	LAP TIME	MPH	DIFF	TIME OF DAY	
1 -	1:04.575	32.396	1:36.971	73.47	8.103	10:36:25.611	
2 -	58.039	31.777	1:29.816	79.32	0.948	10:37:55.427	
3 -	57.945	32.491	1:30.436	78.78	1.568	10:39:25.863	
4 -	57.936	31.524	1:29.460	79.64	0.592	10:40:55.323	
5 -	57.728	31.375	1:29.103 (3)	79.95	0.235	10:42:24.426	
6 -	<b>57.207</b>	32.101	1:29.308	79.77	0.440	10:43:53.734	
7 -	57.466	32.029	1:29.495	79.60	0.627	10:45:23.229	
8 -	57.600	<b>31.268</b>	<b>1:28.868 (1)</b>	<b>80.17</b>		<b>10:46:52.097</b>	
9 -	57.653	31.389	1:29.042 (2)	80.01	0.174	10:48:21.139	

P27 400 S		Stuart THURTLÉ		Kawasaki NINJA 400 - TeamTortoise Racing			
IDEAL LAP TIME : 1:30.118		BEST LAP TIME : 1:30.159		DIFFERENCE : 0.041			
LAP	SECTOR 1	SECTOR 2	LAP TIME	MPH	DIFF	TIME OF DAY	
1 -	1:03.339	33.311	1:36.650	73.71	6.491	10:36:13.403	
2 -	1:00.474	35.322	1:35.796	74.37	5.637	10:37:49.199	
3 -	59.374	31.831	1:31.205	78.11	1.046	10:39:20.404	
4 -	58.515	<b>31.644</b>	<b>1:30.159 (1)</b>	<b>79.02</b>		<b>10:40:50.563</b>	
5 -	58.638	31.831	1:30.469 (2)	78.75	0.310	10:42:21.032	
6 -	58.779	31.941	1:30.720 (3)	78.53	0.561	10:43:51.752	
7 -	<b>58.474</b>	38.065	1:36.539	73.80	6.380	10:45:28.291	
8 -	58.970	32.263	1:31.233	78.09	1.074	10:46:59.524	

P28 39 S		Peter PARAPANOS		Kawasaki NINJA 300 - AMR Glasgow Kawasaki			
IDEAL LAP TIME : 1:31.142		BEST LAP TIME : 1:31.238		DIFFERENCE : 0.096			
LAP	SECTOR 1	SECTOR 2	LAP TIME	MPH	DIFF	TIME OF DAY	
1 -	1:02.539	32.269	1:34.808	75.14	3.570	10:36:16.747	
2 -	1:00.899	32.223	1:33.122	76.50	1.884	10:37:49.869	
3 -	1:00.401	31.974	1:32.375	77.12	1.137	10:39:22.244	
4 -	<b>59.502</b>	31.830	1:31.332 (2)	78.00	0.094	10:40:53.576	
5 -	1:02.960	32.508	1:35.468	74.62	4.230	10:42:29.044	
6 -	59.763	32.060	1:31.823 (3)	77.59	0.585	10:44:00.867	
7 -	1:00.401	32.066	1:32.467	77.05	1.229	10:45:33.334	
8 -	59.598	<b>31.640</b>	<b>1:31.238 (1)</b>	<b>78.08</b>		<b>10:47:04.572</b>	

P29 0 S		Ian SOILLEUX		Kawasaki NINJA300 - BDRacing			
IDEAL LAP TIME : 1:31.648		BEST LAP TIME : 1:31.663		DIFFERENCE : 0.015			
LAP	SECTOR 1	SECTOR 2	LAP TIME	MPH	DIFF	TIME OF DAY	
1 -	1:03.029	32.398	1:35.427	74.66	3.764	10:35:56.243	
2 -	1:02.065	<b>32.151</b>	1:34.216	75.62	2.553	10:37:30.459	
3 -	<b>59.497</b>	32.166	<b>1:31.663 (1)</b>	<b>77.72</b>		<b>10:39:02.122</b>	
4 -	1:00.297	32.370	1:32.667 (3)	76.88	1.004	10:40:34.789	
5 -	1:01.186	32.641	1:33.827	75.93	2.164	10:42:08.616	
6 -	59.768	32.205	1:31.973 (2)	77.46	0.310	10:43:40.589	
7 -	1:00.759	IN PIT	1:39.755 P	71.42	8.092	10:45:20.344	

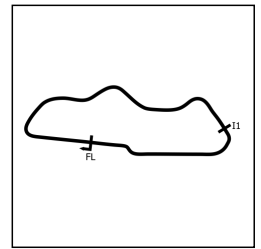
Weather / Track : Cloudy / Dry

Donington Park National  
Circuit Length = 1.9790 miles  
Start: 10:33 Flag 10:46 End: 10:48

# BMCRC - MRO Championships 2021 - Rnd 5 @ Donington National

## ACU Team Green Junior Cup & Senior 300

### QUALIFYING - SECTOR ANALYSIS



SECTOR 1 = FL to I1, SECTOR 2 = I1 to FL, DIFF = Difference To Personal Best Lap, P = Crossed Finish Line in Pit Lane, D = Time Disallowed

P30 18 J		George HIGGINS		Kawasaki NINJA 300 - Aztec Racing		
IDEAL LAP TIME : 1:31.786		BEST LAP TIME : 1:31.786		DIFFERENCE : 0.000		
LAP	SECTOR 1	SECTOR 2	LAP TIME	MPH	DIFF	TIME OF DAY
1 -	1:04.252	33.309	1:37.561	73.02	5.775	10:36:16.170
2 -	1:00.610	33.060	1:33.670	76.06	1.884	10:37:49.840
3 -	1:01.002	33.104	1:34.106	75.70	2.320	10:39:23.946
<b>4 -</b>	<b>59.450</b>	<b>32.336</b>	<b>1:31.786 (1)</b>	<b>77.62</b>		<b>10:40:55.732</b>
5 -	1:00.178	32.433	1:32.611 (2)	76.93	0.825	10:42:28.343
6 -	1:00.615	32.453	1:33.068 (3)	76.55	1.282	10:44:01.411
7 -	1:01.984	32.387	1:34.371	75.49	2.585	10:45:35.782
8 -	1:00.417	32.700	1:33.117	76.51	1.331	10:47:08.899

P31 311 12S		Nathan-Ellis WARD		Kawasaki NINJA 300 - Zipped up racing		
IDEAL LAP TIME : 1:33.277		BEST LAP TIME : 1:33.527		DIFFERENCE : 0.250		
LAP	SECTOR 1	SECTOR 2	LAP TIME	MPH	DIFF	TIME OF DAY
1 -	1:04.340	33.149	1:37.489	73.08	3.962	10:35:55.232
2 -	1:02.639	33.642	1:36.281	73.99	2.754	10:37:31.513
3 -	1:00.864	33.083	1:33.947 (3)	75.83	0.420	10:39:05.460
4 -	1:01.347	32.808	1:34.155	75.66	0.628	10:40:39.615
<b>5 -</b>	<b>1:00.816</b>	<b>32.711</b>	<b>1:33.527 (1)</b>	<b>76.17</b>		<b>10:42:13.142</b>
6 -	1:05.247	34.240	1:39.487	71.61	5.960	10:43:52.629
7 -	<b>1:00.674</b>	33.144	1:33.818 (2)	75.94	0.291	10:45:26.447
8 -	1:01.794	<b>32.603</b>	1:34.397	75.47	0.870	10:47:00.844

P32 83 S		Simon CHAPPELL		Kawasaki NINJA 300 -		
IDEAL LAP TIME : 1:33.584		BEST LAP TIME : 1:33.584		DIFFERENCE : 0.000		
LAP	SECTOR 1	SECTOR 2	LAP TIME	MPH	DIFF	TIME OF DAY
1 -	1:10.668	36.847	1:47.515	66.26	13.931	10:36:37.237
2 -	1:07.083	34.533	1:41.616	70.11	8.032	10:38:18.853
3 -	1:04.903	34.412	1:39.315	71.73	5.731	10:39:58.168
4 -	1:04.633	34.173	1:38.806	72.10	5.222	10:41:36.974
5 -	1:04.196	32.904	1:37.100	73.37	3.516	10:43:14.074
6 -	1:02.364	33.807	1:36.171 (3)	74.08	2.587	10:44:50.245
7 -	1:01.573	33.042	1:34.615 (2)	75.30	1.031	10:46:24.860
<b>8 -</b>	<b>1:00.781</b>	<b>32.803</b>	<b>1:33.584 (1)</b>	<b>76.13</b>		<b>10:47:58.444</b>

P33 64 J		Jamie MALIN		Kawasaki NINJA 300 -		
IDEAL LAP TIME : 1:38.541		BEST LAP TIME : 1:38.541		DIFFERENCE : 0.000		
LAP	SECTOR 1	SECTOR 2	LAP TIME	MPH	DIFF	TIME OF DAY
1 -	1:10.487	35.420	1:45.907	67.27	7.366	10:36:06.625
2 -	1:07.018	35.282	1:42.300	69.64	3.759	10:37:48.925
<b>3 -</b>	<b>1:04.182</b>	<b>34.359</b>	<b>1:38.541 (1)</b>	<b>72.30</b>		<b>10:39:27.466</b>
4 -	1:04.372	34.919	1:39.291 (2)	71.75	0.750	10:41:06.757
5 -	1:05.841	34.602	1:40.443 (3)	70.93	1.902	10:42:47.200
6 -	1:08.976	35.393	1:44.369	68.26	5.828	10:44:31.569
7 -	1:08.125	35.271	1:43.396	68.90	4.855	10:46:14.965
8 -	1:07.646	35.640	1:43.286	68.97	4.745	10:47:58.251

P34 22 S		Greg STUBBERFIELD		Kawasaki NINJA 300 -		
IDEAL LAP TIME : 1:47.316		BEST LAP TIME : 1:47.316		DIFFERENCE : 0.000		
LAP	SECTOR 1	SECTOR 2	LAP TIME	MPH	DIFF	TIME OF DAY
1 -	1:13.607	39.057	1:52.664	63.23	5.348	10:36:35.741
2 -	1:14.064	37.701	1:51.765	63.74	4.449	10:38:27.506
3 -	1:11.104	37.734	1:48.838 (2)	65.46	1.522	10:40:16.344
4 -	1:13.033	39.010	1:52.043	63.58	4.727	10:42:08.387
5 -	1:12.246	37.384	1:49.630 (3)	64.98	2.314	10:43:58.017
<b>6 -</b>	<b>1:10.620</b>	<b>36.696</b>	<b>1:47.316 (1)</b>	<b>66.38</b>		<b>10:45:45.333</b>
7 -	1:11.535	IN PIT	1:52.015 P	63.60	4.699	10:47:37.348

Weather / Track : Cloudy / Dry

Donington Park National  
Circuit Length = 1.9790 miles  
Start: 10:33 Flag 10:46 End: 10:48



# BMCRC - MRO Championships 2021 - Rnd 5 @ Donington National

## ACU Team Green Junior Cup & Senior 300

### QUALIFYING - BEST SECTORS

SECTOR 1				SECTOR 2				IDEAL / BEST COMPARISON				
POS	NO	NAME	TIME	NO	NAME	TIME	POS	NO	NAME	IDEAL	BEST	DIFF
									<b>PERFECT LAP</b>	<b>1:23.279</b>		
1	777	HARDY	54.110	50	McMULLAN	29.169	1	50	McMULLAN	1:23.475	1:23.480	0.005
2	60	DOCHERTY	54.240	196	KIRSCH	29.182	2	777	HARDY	1:23.501	1:23.504	0.003
3	50	McMULLAN	54.306	777	HARDY	29.391	3	196	KIRSCH	1:23.521	1:23.915	0.394
4	196	KIRSCH	54.339	60	DOCHERTY	29.403	4	60	DOCHERTY	1:23.643	1:23.643	0.000
5	31	MELLOR	54.422	81	WALKER	29.417	5	31	MELLOR	1:23.904	1:24.121	0.217
6	81	WALKER	54.733	31	MELLOR	29.482	6	81	WALKER	1:24.150	1:24.554	0.404
7	8	ATKINSON	54.747	65	BREESE	29.706	7	8	ATKINSON	1:24.671	1:24.779	0.108
8	69	HUSKINSON	55.038	8	ATKINSON	29.924	8	69	HUSKINSON	1:25.196	1:25.785	0.589
9	77	WHITE	55.548	77	WHITE	29.924	9	77	WHITE	1:25.472	1:25.472	0.000
10	55	JOLLIFFE	55.628	30	MELLOR	29.985	10	65	BREESE	1:25.513	1:25.513	0.000
11	58	WOOD	55.658	55	JOLLIFFE	30.033	11	55	JOLLIFFE	1:25.661	1:25.661	0.000
12	30	MELLOR	55.689	69	HUSKINSON	30.158	12	30	MELLOR	1:25.674	1:25.703	0.029
13	65	BREESE	55.807	19	O'MARA	30.215	13	58	WOOD	1:26.049	1:26.202	0.153
14	19	O'MARA	55.949	58	WOOD	30.391	14	19	O'MARA	1:26.164	1:26.959	0.795
15	70	WHITE	56.128	61	WALKER	30.414	15	61	WALKER	1:26.635	1:26.694	0.059
16	61	WALKER	56.221	66	SMITH	30.730	16	70	WHITE	1:26.888	1:26.945	0.057
17	26	BETTRIDGE	56.716	70	WHITE	30.760	17	26	BETTRIDGE	1:27.490	1:28.140	0.650
18	66	SMITH	56.764	26	BETTRIDGE	30.774	18	66	SMITH	1:27.494	1:27.593	0.099
19	118	HALL	56.844	32	MURRAY	30.840	19	32	MURRAY	1:27.704	1:27.704	0.000
20	32	MURRAY	56.864	34	ARBON	30.991	20	118	HALL	1:28.022	1:28.181	0.159
21	45	MARSH	57.033	97	PLATT	31.111	21	45	MARSH	1:28.265	1:28.265	0.000
22	48	SABBARTON	57.207	87	CLEARY	31.156	22	34	ARBON	1:28.419	1:28.419	0.000
23	87	CLEARY	57.346	118	HALL	31.178	23	48	SABBARTON	1:28.475	1:28.868	0.393
24	88	COURT	57.384	45	MARSH	31.232	24	87	CLEARY	1:28.502	1:28.755	0.253
25	34	ARBON	57.428	48	SABBARTON	31.268	25	97	PLATT	1:28.753	1:28.771	0.018
26	97	PLATT	57.642	88	COURT	31.479	26	88	COURT	1:28.863	1:28.863	0.000
27	400	THURTLE	58.474	39	PARAPANOS	31.640	27	400	THURTLE	1:30.118	1:30.159	0.041
28	18	HIGGINS	59.450	400	THURTLE	31.644	28	39	PARAPANOS	1:31.142	1:31.238	0.096
29	0	SOILLEUX	59.497	0	SOILLEUX	32.151	29	0	SOILLEUX	1:31.648	1:31.663	0.015
30	39	PARAPANOS	59.502	18	HIGGINS	32.336	30	18	HIGGINS	1:31.786	1:31.786	0.000
31	311	WARD	1:00.674	311	WARD	32.603	31	311	WARD	1:33.277	1:33.527	0.250
32	83	CHAPPELL	1:00.781	83	CHAPPELL	32.803	32	83	CHAPPELL	1:33.584	1:33.584	0.000
33	64	MALIN	1:04.182	64	MALIN	34.359	33	64	MALIN	1:38.541	1:38.541	0.000
34	22	STUBBERFIELD	1:10.620	22	STUBBERFIELD	36.696	34	22	STUBBERFIELD	1:47.316	1:47.316	0.000

Weather / Track : Cloudy / Dry

Donington Park National  
 Circuit Length = 1.9790 miles  
 Start: 10:33 Flag 10:46 End: 10:48

Results can be found at [www.tsl-timing.com](http://www.tsl-timing.com)

Printed - 10:48 Saturday, 04 September 2021

# BMCRC - MRO Championships 2021 - Rnd 5 @ Donington National

## ACU Team Green Junior Cup & Senior 300

### QUALIFYING - STATISTICS

<b>Competitors Started</b>	34
<b>Planned Start</b>	2021-09-04 @ 10:42:00.000
<b>Actual Start</b>	2021-09-04 @ 10:33:50.984
<b>Finish Time</b>	2021-09-04 @ 10:46:55.425
<b>Track Length</b>	1.9790mi.
<b>Total Laps</b>	288
<b>Total Distance Covered</b>	569.9713mi.

### Session Fastest Lap History

NO	CL	NAME	LAP TIME	TIME OF DAY	LAP	VEHICLE
30	J	Owen MELLOR	1:31.439	10:35:48.892	1	Kawasaki NINJA 300
118	J	Max HALL	1:31.079	10:35:57.973	1	Kawasaki NINJA 300
50	J	Fred McMULLAN	1:29.813	10:35:58.161	1	Kawasaki NINJA 300
196	J	Jack KIRSCH	1:29.787	10:35:59.024	1	Kawasaki NINJA 400
30	J	Owen MELLOR	1:27.289	10:37:16.181	2	Kawasaki NINJA 300
65	S	Konrad BREESE	1:27.063	10:37:19.748	2	Kawasaki NINJA 300
60	J	Lennon DOCHERTY	1:25.362	10:37:46.188	2	Kawasaki NINJA 300
60	J	Lennon DOCHERTY	1:24.659	10:39:10.846	3	Kawasaki NINJA 300
60	J	Lennon DOCHERTY	1:24.283	10:40:35.132	4	Kawasaki NINJA 300
31	J	Dylan MELLOR	1:24.121	10:43:08.352	6	Kawasaki NINJA 300
50	J	Fred McMULLAN	1:23.524	10:43:08.591	6	Kawasaki NINJA 300
777	J	Maximus HARDY	1:23.504	10:43:08.863	6	Kawasaki NINJA 400
50	J	Fred McMULLAN	1:23.480	10:44:32.072	7	Kawasaki NINJA 300

### Flag History

TYPE	TIME OF DAY
GREEN	10:33:50.984
FINISH	10:46:55.425

### Flag Statistics

TYPE	COUNT	TOTAL LAPS	TOTAL TIME
Green	1	9	14:34.737
Red	0	0	0.000
Safety Car	0	0	0.000
FCY	0	0	0.000

# BMCRC - MRO Championships 2021 - Rnd 5 @ Donington National

## ACU Team Green Junior Cup & Senior 300

### QUALIFYING - STATISTICS

CLASS : J

18 Starters

#### Fastest Lap History

NO	NAME	LAP TIME	TIME OF DAY	LAP	VEHICLE
30	Owen MELLOR	1:31.439	10:35:48.892	1	Kawasaki NINJA 300
118	Max HALL	1:31.079	10:35:57.973	1	Kawasaki NINJA 300
50	Fred McMULLAN	1:29.813	10:35:58.161	1	Kawasaki NINJA 300
196	Jack KIRSCH	1:29.787	10:35:59.024	1	Kawasaki NINJA 400
30	Owen MELLOR	1:27.289	10:37:16.181	2	Kawasaki NINJA 300
60	Lennon DOCHERTY	1:25.362	10:37:46.188	2	Kawasaki NINJA 300
60	Lennon DOCHERTY	1:24.659	10:39:10.846	3	Kawasaki NINJA 300
60	Lennon DOCHERTY	1:24.283	10:40:35.132	4	Kawasaki NINJA 300
31	Dylan MELLOR	1:24.121	10:43:08.352	6	Kawasaki NINJA 300
50	Fred McMULLAN	1:23.524	10:43:08.591	6	Kawasaki NINJA 300
777	Maximus HARDY	1:23.504	10:43:08.863	6	Kawasaki NINJA 400
50	Fred McMULLAN	1:23.480	10:44:32.072	7	Kawasaki NINJA 300

Weather / Track : Cloudy / Dry

Donington Park National  
Circuit Length = 1.9790 miles  
Start: 10:33 Flag 10:46 End: 10:48

# BMCRC - MRO Championships 2021 - Rnd 5 @ Donington National

## ACU Team Green Junior Cup & Senior 300

### QUALIFYING - STATISTICS

CLASS : S

15 Starters

#### Fastest Lap History

NO	NAME	LAP TIME	TIME OF DAY	LAP	VEHICLE
65	Konrad BREESE	1:31.632	10:35:52.687	1	Kawasaki NINJA 300
69	Danny HUSKINSON	1:31.322	10:36:00.405	1	Kawasaki NINJA 300
65	Konrad BREESE	1:27.063	10:37:19.748	2	Kawasaki NINJA 300
69	Danny HUSKINSON	1:26.481	10:38:54.797	3	Kawasaki NINJA 300
69	Danny HUSKINSON	1:25.908	10:40:20.692	4	Kawasaki NINJA 300
8	Phil ATKINSON	1:25.137	10:41:45.993	5	Kawasaki NINJA 300
8	Phil ATKINSON	1:24.874	10:43:10.867	6	Kawasaki NINJA 300
8	Phil ATKINSON	1:24.779	10:47:26.316	9	Kawasaki NINJA 300

Weather / Track : Cloudy / Dry

Donington Park National  
Circuit Length = 1.9790 miles  
Start: 10:33 Flag 10:46 End: 10:48

# BMCRC - MRO Championships 2021 - Rnd 5 @ Donington National

## ACU Team Green Junior Cup & Senior 300

### QUALIFYING - STATISTICS

CLASS : 12S

1 Starters

#### Fastest Lap History

NO	NAME	LAP TIME	TIME OF DAY	LAP	VEHICLE
311	Nathan-Ellis WARD	1:37.489	10:35:55.233	1	Kawasaki NINJA 300
311	Nathan-Ellis WARD	1:36.281	10:37:31.514	2	Kawasaki NINJA 300
311	Nathan-Ellis WARD	1:33.947	10:39:05.460	3	Kawasaki NINJA 300
311	Nathan-Ellis WARD	1:33.527	10:42:13.143	5	Kawasaki NINJA 300

# BMCRC - MRO Championships 2021 - Rnd 5 @ Donington National



## ACU Team Green Junior Cup & Senior 300

### RACE 7 - GRID (7 Laps)



ROW 12	36		35	<b>57</b> Richard BUCKHAM	34	<b>22</b> Greg STUBBERFIELD	1:47.316
ROW 11			33	<b>64</b> Jamie MALIN	32	<b>83</b> Simon CHAPPELL	1:33.584
					31	<b>311</b> Nathan-Ellis WARD	1:33.527
ROW 10	30	<b>18</b> George HIGGINS	29	<b>0</b> Ian SOILLEUX	28	<b>39</b> Peter PARAPANOS	1:31.238
							1:31.663
ROW 9			27	<b>400</b> Stuart THURTLÉ	26	<b>48</b> Kevin SABBARTON	1:28.868
					25	<b>88</b> David COURT	1:28.863
ROW 8	24	<b>97</b> Ben PLATT	23	<b>87</b> James CLEARY	22	<b>34</b> Oliver ARBON	1:28.419
							1:28.771
ROW 7			21	<b>45</b> Jake MARSH	20	<b>118</b> Max HALL	1:28.181
					19	<b>26</b> Nicholas BETTRIDGE	1:28.140
ROW 6	18	<b>32</b> Conor MURRAY	17	<b>66</b> Mark SMITH	16	<b>19</b> James O'MARA	1:26.959
							1:27.593
ROW 5			15	<b>70</b> Justin WHITE	14	<b>61</b> Kathryn WALKER	1:26.694
					13	<b>58</b> Matthew WOOD	1:26.202
ROW 4	12	<b>69</b> Danny HUSKINSON	11	<b>30</b> Owen MELLOR	10	<b>55</b> Ben JOLLIFFE	1:25.661
							1:25.785
ROW 3			9	<b>65</b> Konrad BREESE	8	<b>77</b> Joe WHITE	1:25.472
					7	<b>8</b> Phil ATKINSON	1:24.779
ROW 2	6	<b>81</b> Keo WALKER	5	<b>31</b> Dylan MELLOR	4	<b>196</b> Jack KIRSCH	1:23.915
							1:24.554
ROW 1			3	<b>60</b> Lennon DOCHERTY	2	<b>777</b> Maximus HARDY	1:23.504
					1	<b>50</b> Fred McMULLAN	1:23.480
							<b>Pole</b>

These results are provisional until the conclusion of any judicial and technical matters.

Donington Park National  
Circuit Length = 1.9790 miles

Clerk Of Course :	Stewards :	Timekeeper :
-------------------	------------	--------------

Results can be found at [www.tsl-timing.com](http://www.tsl-timing.com)

Printed - 10:50 Saturday, 04 September 2021



# BMCRC - MRO Championships 2021 - Rnd 5 @ Donington National

## ACU Team Green Junior Cup & Senior 300

### RACE 7 - LAP CHART

LAP 1 @ 14:14:06.594		
NO	BEHIND	LAP TIME

60		1:27.967
50	0.224	1:28.191
81	0.365	1:28.332
777	0.685	1:28.652
196	0.854	1:28.821
69	1.268	1:29.235
31	1.440	1:29.407
65	1.959	1:29.926
8	2.453	1:30.420
30	3.435	1:31.402
77	4.255	1:32.222
55	4.452	1:32.419
70	6.254	1:34.221
34	6.763	1:34.730
58	6.953	1:34.920
19	7.651	1:35.618
66	8.052	1:36.019
61	8.653	1:36.620
32	8.914	1:36.881
45	9.078	1:37.045
48	9.244	1:37.211
118	9.347	1:37.314
39	9.893	1:37.860
400	10.412	1:38.379
88	11.145	1:39.112
18	14.420	1:42.387
83	15.394	1:43.361
0	16.017	1:43.984
311	17.115	1:45.082
64	17.837	1:45.804
22	24.856	1:52.823

LAP 2 @ 14:15:31.227		
NO	BEHIND	LAP TIME

60		1:24.633
50	0.135	1:24.544
777	0.353	1:24.301
196	0.713	1:24.492
81	1.022	1:25.290
69	1.298	1:24.663
31	1.387	1:24.580
8	2.131	1:24.311
30	2.856	1:24.054
65	3.311	1:25.985
77	5.268	1:25.646
55	5.683	1:25.864
19	10.806	1:27.788
58	10.897	1:28.577
70	11.098	1:29.477
34	11.245	1:29.115
66	11.551	1:28.132
61	12.239	1:28.219
32	12.530	1:28.249
48	13.019	1:28.408
45	13.837	1:29.392
118	14.052	1:29.338
39	15.049	1:29.789
400	16.306	1:30.527
88	16.757	1:30.245
18	22.785	1:32.998
83	23.358	1:32.597
0	23.601	1:32.217

311	26.713	1:34.231
64	29.338	1:36.134
22	46.065	1:45.842

LAP 3 @ 14:16:55.454		
NO	BEHIND	LAP TIME

50		1:24.092
60	0.161	1:24.388
777	0.349	1:24.223
196	0.404	1:23.918
81	1.079	1:24.284
69	1.318	1:24.247
31	1.427	1:24.267
8	1.862	1:23.958
30	2.456	1:23.827
65	3.684	1:24.600
77	7.701	1:26.660
55	8.172	1:26.716
34	14.246	1:27.228
19	14.415	1:27.836
58	14.950	1:28.280
70	15.267	1:28.396
61	15.355	1:27.343
66	15.897	1:28.573
32	15.989	1:27.686
48	17.392	1:28.600
45	17.578	1:27.968
118	17.805	1:27.980
39	21.398	1:30.576
400	22.750	1:30.671
88	23.650	1:31.120
18	30.693	1:32.135
0	32.025	1:32.651
83	38.180	1:39.049
311	38.421	1:35.935
64	40.766	1:35.655
22	1:10.378	1:48.540

LAP 4 @ 14:18:20.242		
NO	BEHIND	LAP TIME

60		1:24.627
50	0.162	1:24.950
777	0.521	1:24.960
196	0.616	1:25.000
31	0.646	1:24.007
81	0.977	1:24.686
69	1.382	1:24.852
8	1.404	1:24.330
30	1.763	1:24.095
65	5.073	1:26.177
77	8.512	1:25.599
55	9.211	1:25.827
61	17.717	1:27.150
19	17.762	1:28.135
34	18.588	1:29.130
70	19.078	1:28.599
66	19.666	1:28.557
58	19.947	1:29.785
32	20.025	1:28.824
45	20.451	1:27.661
118	20.948	1:27.931
48	21.590	1:28.986
39	27.766	1:31.156
400	29.012	1:31.050

88	29.971	1:31.109
18	38.025	1:32.120
0	39.635	1:32.398
83	49.290	1:35.898
311	49.854	1:36.221
64	50.952	1:34.974

LAP 5 @ 14:19:44.927		
NO	BEHIND	LAP TIME

777		1:24.164
50	0.109	1:24.632
60	0.195	1:24.880
81	0.224	1:23.932
196	0.600	1:24.669
31	0.628	1:24.667
69	1.291	1:24.594
8	1.437	1:24.718
30	1.579	1:24.501
65	6.899	1:26.511
77	9.984	1:26.157
55	11.625	1:27.099
22	1 Lap	1:51.632
61	19.625	1:26.593
19	19.672	1:26.595
34	22.637	1:28.734
70	22.870	1:28.477
66	23.100	1:28.119
32	23.227	1:27.887
58	23.462	1:28.200
45	24.254	1:28.488
118	24.853	1:28.590
48	26.188	1:29.283
400	35.313	1:30.986
39	36.062	1:32.981
88	36.333	1:31.047
18	45.731	1:32.391
0	46.627	1:31.677
83	59.236	1:34.631
311	59.762	1:34.593
64	1:00.719	1:34.452

LAP 6 @ 14:21:09.142		
NO	BEHIND	LAP TIME

60		1:24.020
50	0.119	1:24.225
196	0.282	1:23.897
777	0.400	1:24.615
31	0.556	1:24.143
81	1.229	1:25.220
69	1.640	1:24.564
8	1.645	1:24.423
30	1.983	1:24.619
65	9.202	1:26.518
77	11.380	1:25.611
55	17.532	1:30.122 P
19	23.399	1:27.942
61	23.548	1:28.138
34	27.865	1:29.443
70	27.978	1:29.323
32	28.090	1:29.078
58	28.194	1:28.947
66	28.808	1:29.923
45	29.290	1:29.251
118	29.377	1:28.739

48	29.743	1:27.770
22	1 Lap	1:49.003
400	41.401	1:30.303
39	42.497	1:30.650
88	43.132	1:31.014
18	53.130	1:31.614
0	53.313	1:30.901
83	1:08.922	1:33.901
311	1:09.822	1:34.275
64	1:10.433	1:33.929

LAP 7 @ 14:22:33.323		
NO	BEHIND	LAP TIME

60		1:24.181
196	0.113	1:24.012
50	0.408	1:24.470
777	0.771	1:24.552
81	1.014	1:23.966
8	1.604	1:24.140
69	1.686	1:24.227
30	2.081	1:24.279
65	11.250	1:26.229
77	12.671	1:25.472
19	26.206	1:26.988
61	26.223	1:26.856
58	31.468	1:27.455
34	31.866	1:28.182
32	31.981	1:28.072
70	32.239	1:28.442
66	32.329	1:27.702
118	33.423	1:28.227
45	33.656	1:28.547
48	34.637	1:29.075
400	48.265	1:31.045
39	50.748	1:32.432
88	51.866	1:32.915
22	1 Lap	1:47.925
18	1:01.531	1:32.582
0	1:01.851	1:32.719
83	1:18.127	1:33.386
311	1:20.286	1:34.645
64	1:22.217	1:35.965

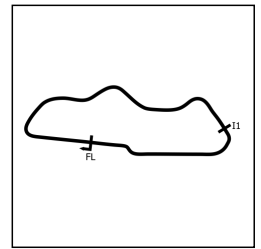
Weather / Track : Cloudy / Dry

Donington Park National  
 Circuit Length = 1.9790 miles  
 Start: 14:12 Flag 14:22 End: 14:24

# BMCRC - MRO Championships 2021 - Rnd 5 @ Donington National

## ACU Team Green Junior Cup & Senior 300

### RACE 7 - SECTOR ANALYSIS



SECTOR 1 = FL to I1, SECTOR 2 = I1 to FL, DIFF = Difference To Personal Best Lap, P = Crossed Finish Line in Pit Lane, D = Time Disallowed

P1 60 J		Lennon DOCHERTY		Kawasaki NINJA 300 - Doc Fit Training		
IDEAL LAP TIME : 1:24.020		BEST LAP TIME : 1:24.020		DIFFERENCE : 0.000		
LAP	SECTOR 1	SECTOR 2	LAP TIME	MPH	DIFF	TIME OF DAY
1 -		29.897	1:27.967	80.99	3.947	14:14:06.594
2 -	54.871	29.762	1:24.633	84.18	0.613	14:15:31.227
3 -	54.614	29.774	1:24.388 (3)	84.42	0.368	14:16:55.615
4 -	54.896	29.731	1:24.627	84.18	0.607	14:18:20.242
5 -	55.215	29.665	1:24.880	83.93	0.860	14:19:45.122
6 -	<b>54.499</b>	<b>29.521</b>	<b>1:24.020 (1)</b>	<b>84.79</b>		<b>14:21:09.142</b>
7 -	54.559	29.622	1:24.181 (2)	84.63	0.161	14:22:33.323

P2 196 J		Jack KIRSCH		Kawasaki NINJA 400 - Dad		
IDEAL LAP TIME : 1:23.636		BEST LAP TIME : 1:23.897		DIFFERENCE : 0.261		
LAP	SECTOR 1	SECTOR 2	LAP TIME	MPH	DIFF	TIME OF DAY
1 -		29.911	1:28.821	80.21	4.924	14:14:07.448
2 -	54.956	29.536	1:24.492	84.32	0.595	14:15:31.940
3 -	<b>54.466</b>	29.452	1:23.918 (2)	84.90	0.021	14:16:55.858
4 -	55.221	29.779	1:25.000	83.81	1.103	14:18:20.858
5 -	55.265	29.404	1:24.669	84.14	0.772	14:19:45.527
6 -	54.727	<b>29.170</b>	<b>1:23.897 (1)</b>	<b>84.92</b>		<b>14:21:09.424</b>
7 -	54.687	29.325	1:24.012 (3)	84.80	0.115	14:22:33.436

P3 50 J		Fred McMULLAN		Kawasaki NINJA 300 - Orwell motorcycles Ipswich		
IDEAL LAP TIME : 1:23.985		BEST LAP TIME : 1:24.092		DIFFERENCE : 0.107		
LAP	SECTOR 1	SECTOR 2	LAP TIME	MPH	DIFF	TIME OF DAY
1 -		29.899	1:28.191	80.78	4.099	14:14:06.818
2 -	55.141	29.403	1:24.544	84.27	0.452	14:15:31.362
3 -	<b>54.701</b>	29.391	<b>1:24.092 (1)</b>	<b>84.72</b>		<b>14:16:55.454</b>
4 -	55.365	29.585	1:24.950	83.86	0.858	14:18:20.404
5 -	55.195	29.437	1:24.632	84.18	0.540	14:19:45.036
6 -	54.742	29.483	1:24.225 (2)	84.59	0.133	14:21:09.261
7 -	55.186	<b>29.284</b>	1:24.470 (3)	84.34	0.378	14:22:33.731

P4 777 J		Maximus HARDY		Kawasaki NINJA 400 - DAD		
IDEAL LAP TIME : 1:23.964		BEST LAP TIME : 1:24.164		DIFFERENCE : 0.200		
LAP	SECTOR 1	SECTOR 2	LAP TIME	MPH	DIFF	TIME OF DAY
1 -		30.171	1:28.652	80.36	4.488	14:14:07.279
2 -	54.756	29.545	1:24.301 (3)	84.51	0.137	14:15:31.580
3 -	54.729	<b>29.494</b>	1:24.223 (2)	84.59	0.059	14:16:55.803
4 -	54.835	30.125	1:24.960	83.85	0.796	14:18:20.763
5 -	<b>54.470</b>	29.694	<b>1:24.164 (1)</b>	<b>84.65</b>		<b>14:19:44.927</b>
6 -	54.935	29.680	1:24.615	84.20	0.451	14:21:09.542
7 -	54.921	29.631	1:24.552	84.26	0.388	14:22:34.094

P5 81 J		Keo WALKER		Kawasaki NINJA300 - Martin Wight Elecrical		
IDEAL LAP TIME : 1:23.724		BEST LAP TIME : 1:23.932		DIFFERENCE : 0.208		
LAP	SECTOR 1	SECTOR 2	LAP TIME	MPH	DIFF	TIME OF DAY
1 -		29.563	1:28.332	80.65	4.400	14:14:06.959
2 -	55.790	29.500	1:25.290	83.53	1.358	14:15:32.249
3 -	<b>54.426</b>	29.858	1:24.284 (3)	84.53	0.352	14:16:56.533
4 -	55.280	29.406	1:24.686	84.13	0.754	14:18:21.219
5 -	54.634	<b>29.298</b>	<b>1:23.932 (1)</b>	<b>84.88</b>		<b>14:19:45.151</b>
6 -	55.795	29.425	1:25.220	83.60	1.288	14:21:10.371
7 -	54.456	29.510	1:23.966 (2)	84.85	0.034	14:22:34.337

Weather / Track : Cloudy / Dry

Donington Park National  
Circuit Length = 1.9790 miles  
Start: 14:12 Flag 14:22 End: 14:24



# BMCRC - MRO Championships 2021 - Rnd 5 @ Donington National

## ACU Team Green Junior Cup & Senior 300

### RACE 7 - SECTOR ANALYSIS



SECTOR 1 = FL to I1, SECTOR 2 = I1 to FL, DIFF = Difference To Personal Best Lap, P = Crossed Finish Line in Pit Lane, D = Time Disallowed

P6		8 S		Phil ATKINSON		Kawasaki NINJA 300 - Rose mot centre	
IDEAL LAP TIME : 1:23.782		BEST LAP TIME : 1:23.958		DIFFERENCE : 0.176			
LAP	SECTOR 1	SECTOR 2	LAP TIME	MPH	DIFF	TIME OF DAY	
1 -		30.941	1:30.420	78.79	6.462	14:14:09.047	
2 -	54.675	29.636	1:24.311 (3)	84.50	0.353	14:15:33.358	
3 -	54.499	<b>29.459</b>	<b>1:23.958 (1)</b>	<b>84.85</b>		<b>14:16:57.316</b>	
4 -	<b>54.323</b>	30.007	1:24.330	84.48	0.372	14:18:21.646	
5 -	54.990	29.728	1:24.718	84.09	0.760	14:19:46.364	
6 -	54.392	30.031	1:24.423	84.39	0.465	14:21:10.787	
7 -	54.472	29.668	1:24.140 (2)	84.67	0.182	14:22:34.927	

P7		69 S		Danny HUSKINSON		Kawasaki NINJA 300 - art of racing	
IDEAL LAP TIME : 1:23.748		BEST LAP TIME : 1:24.227		DIFFERENCE : 0.479			
LAP	SECTOR 1	SECTOR 2	LAP TIME	MPH	DIFF	TIME OF DAY	
1 -		29.768	1:29.235	79.84	5.008	14:14:07.862	
2 -	54.851	29.812	1:24.663	84.15	0.436	14:15:32.525	
3 -	54.363	29.884	1:24.247 (2)	84.56	0.020	14:16:56.772	
4 -	55.171	29.681	1:24.852	83.96	0.625	14:18:21.624	
5 -	54.816	29.778	1:24.594	84.22	0.367	14:19:46.218	
6 -	54.993	<b>29.571</b>	1:24.564 (3)	84.25	0.337	14:21:10.782	
7 -	<b>54.177</b>	30.050	<b>1:24.227 (1)</b>	<b>84.58</b>		<b>14:22:35.009</b>	

P8		30 J		Owen MELLOR		Kawasaki NINJA 300 - Team Mellor Racing	
IDEAL LAP TIME : 1:23.690		BEST LAP TIME : 1:23.827		DIFFERENCE : 0.137			
LAP	SECTOR 1	SECTOR 2	LAP TIME	MPH	DIFF	TIME OF DAY	
1 -		30.416	1:31.402	77.94	7.575	14:14:10.029	
2 -	54.575	29.479	1:24.054 (2)	84.76	0.227	14:15:34.083	
3 -	54.500	<b>29.327</b>	<b>1:23.827 (1)</b>	<b>84.99</b>		<b>14:16:57.910</b>	
4 -	54.598	29.497	1:24.095 (3)	84.72	0.268	14:18:22.005	
5 -	54.971	29.530	1:24.501	84.31	0.674	14:19:46.506	
6 -	54.928	29.691	1:24.619	84.19	0.792	14:21:11.125	
7 -	<b>54.363</b>	29.916	1:24.279	84.53	0.452	14:22:35.404	

P9		65 S		Konrad BREESE		Kawasaki NINJA 300 - STIHL Racing	
IDEAL LAP TIME : 1:24.600		BEST LAP TIME : 1:24.600		DIFFERENCE : 0.000			
LAP	SECTOR 1	SECTOR 2	LAP TIME	MPH	DIFF	TIME OF DAY	
1 -		29.959	1:29.926	79.22	5.326	14:14:08.553	
2 -	55.756	30.229	1:25.985 (2)	82.85	1.385	14:15:34.538	
3 -	<b>54.773</b>	<b>29.827</b>	<b>1:24.600 (1)</b>	<b>84.21</b>		<b>14:16:59.138</b>	
4 -	55.453	30.724	1:26.177 (3)	82.67	1.577	14:18:25.315	
5 -	56.252	30.259	1:26.511	82.35	1.911	14:19:51.826	
6 -	56.331	30.187	1:26.518	82.34	1.918	14:21:18.344	
7 -	55.976	30.253	1:26.229	82.62	1.629	14:22:44.573	

P10		77 J		Joe WHITE		Kawasaki NINJA 300 - Just In Graphics /MZ CONTRACTS/ Silver	
IDEAL LAP TIME : 1:24.963		BEST LAP TIME : 1:25.472		DIFFERENCE : 0.509			
LAP	SECTOR 1	SECTOR 2	LAP TIME	MPH	DIFF	TIME OF DAY	
1 -		31.258	1:32.222	77.25	6.750	14:14:10.849	
2 -	55.290	30.356	1:25.646	83.18	0.174	14:15:36.495	
3 -	56.385	30.275	1:26.660	82.21	1.188	14:17:03.155	
4 -	55.646	<b>29.953</b>	1:25.599 (2)	83.23	0.127	14:18:28.754	
5 -	55.776	30.381	1:26.157	82.69	0.685	14:19:54.911	
6 -	55.627	29.984	1:25.611 (3)	83.22	0.139	14:21:20.522	
7 -	<b>55.010</b>	30.462	<b>1:25.472 (1)</b>	<b>83.35</b>		<b>14:22:45.994</b>	

Weather / Track : Cloudy / Dry

Donington Park National  
Circuit Length = 1.9790 miles  
Start: 14:12 Flag 14:22 End: 14:24

# BMCRC - MRO Championships 2021 - Rnd 5 @ Donington National

## ACU Team Green Junior Cup & Senior 300

### RACE 7 - SECTOR ANALYSIS



SECTOR 1 = FL to I1, SECTOR 2 = I1 to FL, DIFF = Difference To Personal Best Lap, P = Crossed Finish Line in Pit Lane, D = Time Disallowed

P11 19 J James O'MARA		Kawasaki NINJA 300 - BRP Machining Ltd				
IDEAL LAP TIME : 1:26.408		BEST LAP TIME : 1:26.595		DIFFERENCE : 0.187		
LAP	SECTOR 1	SECTOR 2	LAP TIME	MPH	DIFF	TIME OF DAY
1 -		31.729	1:35.618	74.51	9.023	14:14:14.245
2 -	56.601	31.187	1:27.788 (3)	81.15	1.193	14:15:42.033
3 -	57.074	30.762	1:27.836	81.11	1.241	14:17:09.869
4 -	57.503	30.632	1:28.135	80.83	1.540	14:18:38.004
5 -	<b>56.178</b>	30.417	<b>1:26.595 (1)</b>	<b>82.27</b>		<b>14:20:04.599</b>
6 -	57.712	<b>30.230</b>	1:27.942	81.01	1.347	14:21:32.541
7 -	56.305	30.683	1:26.988 (2)	81.90	0.393	14:22:59.529

P12 61 S Kathryn WALKER		Kawasaki NINJA 300 - Think Bike Gear & AutoSmart Preston				
IDEAL LAP TIME : 1:26.197		BEST LAP TIME : 1:26.593		DIFFERENCE : 0.396		
LAP	SECTOR 1	SECTOR 2	LAP TIME	MPH	DIFF	TIME OF DAY
1 -		32.024	1:36.620	73.73	10.027	14:14:15.247
2 -	56.253	31.966	1:28.219	80.76	1.626	14:15:43.466
3 -	56.251	31.092	1:27.343	81.57	0.750	14:17:10.809
4 -	56.768	<b>30.382</b>	1:27.150 (3)	81.75	0.557	14:18:37.959
5 -	55.929	30.664	<b>1:26.593 (1)</b>	<b>82.27</b>		<b>14:20:04.552</b>
6 -	57.431	30.707	1:28.138	80.83	1.545	14:21:32.690
7 -	<b>55.815</b>	31.041	1:26.856 (2)	82.02	0.263	14:22:59.546

P13 58 J Matthew WOOD		Kawasaki NINJA 300 -				
IDEAL LAP TIME : 1:27.194		BEST LAP TIME : 1:27.455		DIFFERENCE : 0.261		
LAP	SECTOR 1	SECTOR 2	LAP TIME	MPH	DIFF	TIME OF DAY
1 -		31.245	1:34.920	75.05	7.465	14:14:13.547
2 -	56.910	31.667	1:28.577	80.43	1.122	14:15:42.124
3 -	56.865	31.415	1:28.280 (3)	80.70	0.825	14:17:10.404
4 -	57.621	32.164	1:29.785	79.35	2.330	14:18:40.189
5 -	57.229	30.971	1:28.200 (2)	80.77	0.745	14:20:08.389
6 -	58.101	<b>30.846</b>	1:28.947	80.09	1.492	14:21:37.336
7 -	<b>56.348</b>	31.107	<b>1:27.455 (1)</b>	<b>81.46</b>		<b>14:23:04.791</b>

P14 34 J Oliver ARBON		Kawasaki NINJA 400 - tt plumbing and heating				
IDEAL LAP TIME : 1:27.228		BEST LAP TIME : 1:27.228		DIFFERENCE : 0.000		
LAP	SECTOR 1	SECTOR 2	LAP TIME	MPH	DIFF	TIME OF DAY
1 -		31.769	1:34.730	75.20	7.502	14:14:13.357
2 -	57.536	31.579	1:29.115	79.94	1.887	14:15:42.472
3 -	<b>56.814</b>	<b>30.414</b>	<b>1:27.228 (1)</b>	<b>81.67</b>		<b>14:17:09.700</b>
4 -	58.097	31.033	1:29.130	79.93	1.902	14:18:38.830
5 -	57.697	31.037	1:28.734 (3)	80.29	1.506	14:20:07.564
6 -	58.082	31.361	1:29.443	79.65	2.215	14:21:37.007
7 -	56.965	31.217	1:28.182 (2)	80.79	0.954	14:23:05.189

P15 32 S Conor MURRAY		Kawasaki NINJA 300 -				
IDEAL LAP TIME : 1:27.216		BEST LAP TIME : 1:27.686		DIFFERENCE : 0.470		
LAP	SECTOR 1	SECTOR 2	LAP TIME	MPH	DIFF	TIME OF DAY
1 -		33.127	1:36.881	73.54	9.195	14:14:15.508
2 -	56.470	31.779	1:28.249	80.73	0.563	14:15:43.757
3 -	56.447	31.239	<b>1:27.686 (1)</b>	<b>81.25</b>		<b>14:17:11.443</b>
4 -	57.439	31.385	1:28.824	80.21	1.138	14:18:40.267
5 -	57.055	<b>30.832</b>	1:27.887 (2)	81.06	0.201	14:20:08.154
6 -	57.956	31.122	1:29.078	79.98	1.392	14:21:37.232
7 -	<b>56.384</b>	31.688	1:28.072 (3)	80.89	0.386	14:23:05.304

Weather / Track : Cloudy / Dry

Donington Park National  
Circuit Length = 1.9790 miles  
Start: 14:12 Flag 14:22 End: 14:24

# BMCRC - MRO Championships 2021 - Rnd 5 @ Donington National

## ACU Team Green Junior Cup & Senior 300

### RACE 7 - SECTOR ANALYSIS



SECTOR 1 = FL to I1, SECTOR 2 = I1 to FL, DIFF = Difference To Personal Best Lap, P = Crossed Finish Line in Pit Lane, D = Time Disallowed

P16 70 S		Justin WHITE		Kawasaki NINJA 300 - Just In Graphics			
IDEAL LAP TIME : 1:28.109		BEST LAP TIME : 1:28.396		DIFFERENCE : 0.287			
LAP	SECTOR 1	SECTOR 2	LAP TIME	MPH	DIFF	TIME OF DAY	
1 -		<b>31.018</b>	1:34.221	75.61	5.825	14:14:12.848	
2 -	57.606	31.871	1:29.477	79.62	1.081	14:15:42.325	
3 -	57.221	31.175	<b>1:28.396 (1)</b>	<b>80.59</b>		<b>14:17:10.721</b>	
4 -	57.430	31.169	1:28.599	80.41	0.203	14:18:39.320	
5 -	57.411	31.066	1:28.477 (3)	80.52	0.081	14:20:07.797	
6 -	58.081	31.242	1:29.323	79.76	0.927	14:21:37.120	
7 -	<b>57.091</b>	31.351	1:28.442 (2)	80.55	0.046	14:23:05.562	

P17 66 S		Mark SMITH		Kawasaki NINJA 300 - MHP EXHAUST'S			
IDEAL LAP TIME : 1:27.235		BEST LAP TIME : 1:27.702		DIFFERENCE : 0.467			
LAP	SECTOR 1	SECTOR 2	LAP TIME	MPH	DIFF	TIME OF DAY	
1 -		31.943	1:36.019	74.20	8.317	14:14:14.646	
2 -	56.606	31.526	1:28.132 (3)	80.84	0.430	14:15:42.778	
3 -	57.113	31.460	1:28.573	80.43	0.871	14:17:11.351	
4 -	57.135	31.422	1:28.557	80.45	0.855	14:18:39.908	
5 -	56.910	31.209	1:28.119 (2)	80.85	0.417	14:20:08.027	
6 -	59.090	<b>30.833</b>	1:29.923	79.23	2.221	14:21:37.950	
7 -	<b>56.402</b>	31.300	<b>1:27.702 (1)</b>	<b>81.23</b>		<b>14:23:05.652</b>	

P18 118 J		Max HALL		Kawasaki NINJA 300 - Racecraft rider development			
IDEAL LAP TIME : 1:27.542		BEST LAP TIME : 1:27.931		DIFFERENCE : 0.389			
LAP	SECTOR 1	SECTOR 2	LAP TIME	MPH	DIFF	TIME OF DAY	
1 -		32.590	1:37.314	73.21	9.383	14:14:15.941	
2 -	58.222	31.116	1:29.338	79.74	1.407	14:15:45.279	
3 -	57.292	<b>30.688</b>	1:27.980 (2)	80.98	0.049	14:17:13.259	
4 -	57.100	30.831	<b>1:27.931 (1)</b>	<b>81.02</b>		<b>14:18:41.190</b>	
5 -	57.139	31.451	1:28.590	80.42	0.659	14:20:09.780	
6 -	57.411	31.328	1:28.739	80.28	0.808	14:21:38.519	
7 -	<b>56.854</b>	31.373	1:28.227 (3)	80.75	0.296	14:23:06.746	

P19 45 J		Jake MARSH		Kawasaki NINJA 300 - Zipped Up Racing			
IDEAL LAP TIME : 1:27.266		BEST LAP TIME : 1:27.661		DIFFERENCE : 0.395			
LAP	SECTOR 1	SECTOR 2	LAP TIME	MPH	DIFF	TIME OF DAY	
1 -		32.736	1:37.045	73.41	9.384	14:14:15.672	
2 -	58.203	31.189	1:29.392	79.70	1.731	14:15:45.064	
3 -	57.096	30.872	1:27.968 (2)	80.99	0.307	14:17:13.032	
4 -	<b>56.540</b>	31.121	<b>1:27.661 (1)</b>	<b>81.27</b>		<b>14:18:40.693</b>	
5 -	56.953	31.535	1:28.488 (3)	80.51	0.827	14:20:09.181	
6 -	58.525	<b>30.726</b>	1:29.251	79.82	1.590	14:21:38.432	
7 -	57.176	31.371	1:28.547	80.46	0.886	14:23:06.979	

P20 48 S		Kevin SABBARTON		Kawasaki NINJA 300 -			
IDEAL LAP TIME : 1:27.363		BEST LAP TIME : 1:27.770		DIFFERENCE : 0.407			
LAP	SECTOR 1	SECTOR 2	LAP TIME	MPH	DIFF	TIME OF DAY	
1 -		32.318	1:37.211	73.29	9.441	14:14:15.838	
2 -	56.780	31.628	1:28.408 (2)	80.58	0.638	14:15:44.246	
3 -	56.972	31.628	1:28.600 (3)	80.41	0.830	14:17:12.846	
4 -	57.957	31.029	1:28.986	80.06	1.216	14:18:41.832	
5 -	56.853	32.430	1:29.283	79.79	1.513	14:20:11.115	
6 -	57.172	<b>30.598</b>	<b>1:27.770 (1)</b>	<b>81.17</b>		<b>14:21:38.885</b>	
7 -	<b>56.765</b>	32.310	1:29.075	79.98	1.305	14:23:07.960	

Weather / Track : Cloudy / Dry

Donington Park National  
Circuit Length = 1.9790 miles  
Start: 14:12 Flag 14:22 End: 14:24

# BMCRC - MRO Championships 2021 - Rnd 5 @ Donington National

## ACU Team Green Junior Cup & Senior 300

### RACE 7 - SECTOR ANALYSIS



SECTOR 1 = FL to I1, SECTOR 2 = I1 to FL, DIFF = Difference To Personal Best Lap, P = Crossed Finish Line in Pit Lane, D = Time Disallowed

P21 400 S		Stuart THURTLE		Kawasaki NINJA 400 - TeamTortoise Racing			
IDEAL LAP TIME : 1:29.969		BEST LAP TIME : 1:30.303		DIFFERENCE : 0.334			
LAP	SECTOR 1	SECTOR 2	LAP TIME	MPH	DIFF	TIME OF DAY	
1 -		32.207	1:38.379	72.42	8.076	14:14:17.006	
2 -	<b>58.388</b>	32.139	1:30.527 (2)	78.70	0.224	14:15:47.533	
3 -	58.691	31.980	1:30.671 (3)	78.57	0.368	14:17:18.204	
4 -	59.116	31.934	1:31.050	78.24	0.747	14:18:49.254	
5 -	59.025	31.961	1:30.986	78.30	0.683	14:20:20.240	
6 -	58.722	<b>31.581</b>	<b>1:30.303 (1)</b>	<b>78.89</b>		<b>14:21:50.543</b>	
7 -	59.121	31.924	1:31.045	78.25	0.742	14:23:21.588	

P22 39 S		Peter PARAPANOS		Kawasaki NINJA 300 - AMR Glasgow Kawasaki			
IDEAL LAP TIME : 1:29.789		BEST LAP TIME : 1:29.789		DIFFERENCE : 0.000			
LAP	SECTOR 1	SECTOR 2	LAP TIME	MPH	DIFF	TIME OF DAY	
1 -		32.011	1:37.860	72.80	8.071	14:14:16.487	
2 -	<b>58.509</b>	<b>31.280</b>	<b>1:29.789 (1)</b>	<b>79.34</b>		<b>14:15:46.276</b>	
3 -	58.802	31.774	1:30.576 (2)	78.65	0.787	14:17:16.852	
4 -	59.150	32.006	1:31.156	78.15	1.367	14:18:48.008	
5 -	1:00.896	32.085	1:32.981	76.62	3.192	14:20:20.989	
6 -	58.997	31.653	1:30.650 (3)	78.59	0.861	14:21:51.639	
7 -	1:00.417	32.015	1:32.432	77.07	2.643	14:23:24.071	

P23 88 S		David COURT		Kawasaki NINJA 300 -			
IDEAL LAP TIME : 1:29.941		BEST LAP TIME : 1:30.245		DIFFERENCE : 0.304			
LAP	SECTOR 1	SECTOR 2	LAP TIME	MPH	DIFF	TIME OF DAY	
1 -		32.361	1:39.112	71.88	8.867	14:14:17.739	
2 -	<b>58.188</b>	32.057	<b>1:30.245 (1)</b>	<b>78.94</b>		<b>14:15:47.984</b>	
3 -	58.789	32.331	1:31.120	78.18	0.875	14:17:19.104	
4 -	58.964	32.145	1:31.109	78.19	0.864	14:18:50.213	
5 -	59.294	<b>31.753</b>	1:31.047 (3)	78.25	0.802	14:20:21.260	
6 -	59.258	31.756	1:31.014 (2)	78.28	0.769	14:21:52.274	
7 -	1:00.723	32.192	1:32.915	76.67	2.670	14:23:25.189	

P24 18 J		George HIGGINS		Kawasaki NINJA 300 - Aztec Racing			
IDEAL LAP TIME : 1:31.614		BEST LAP TIME : 1:31.614		DIFFERENCE : 0.000			
LAP	SECTOR 1	SECTOR 2	LAP TIME	MPH	DIFF	TIME OF DAY	
1 -		33.280	1:42.387	69.58	10.773	14:14:21.014	
2 -	1:00.436	32.562	1:32.998	76.61	1.384	14:15:54.012	
3 -	59.934	32.201	1:32.135 (3)	77.32	0.521	14:17:26.147	
4 -	59.943	32.177	1:32.120 (2)	77.34	0.506	14:18:58.267	
5 -	59.996	32.395	1:32.391	77.11	0.777	14:20:30.658	
6 -	<b>59.488</b>	<b>32.126</b>	<b>1:31.614 (1)</b>	<b>77.76</b>		<b>14:22:02.272</b>	
7 -	59.998	32.584	1:32.582	76.95	0.968	14:23:34.854	

P25 0 S		Ian SOILLEUX		Kawasaki NINJA300 - BDRacing			
IDEAL LAP TIME : 1:30.901		BEST LAP TIME : 1:30.901		DIFFERENCE : 0.000			
LAP	SECTOR 1	SECTOR 2	LAP TIME	MPH	DIFF	TIME OF DAY	
1 -		33.490	1:43.984	68.51	13.083	14:14:22.611	
2 -	1:00.140	32.077	1:32.217 (3)	77.25	1.316	14:15:54.828	
3 -	1:00.250	32.401	1:32.651	76.89	1.750	14:17:27.479	
4 -	1:00.386	32.012	1:32.398	77.10	1.497	14:18:59.877	
5 -	59.705	31.972	1:31.677 (2)	77.71	0.776	14:20:31.554	
6 -	<b>59.163</b>	<b>31.738</b>	<b>1:30.901 (1)</b>	<b>78.37</b>		<b>14:22:02.455</b>	
7 -	1:00.103	32.616	1:32.719	76.84	1.818	14:23:35.174	

Weather / Track : Cloudy / Dry

Donington Park National  
Circuit Length = 1.9790 miles  
Start: 14:12 Flag 14:22 End: 14:24

# BMCRC - MRO Championships 2021 - Rnd 5 @ Donington National

## ACU Team Green Junior Cup & Senior 300

### RACE 7 - SECTOR ANALYSIS



SECTOR 1 = FL to I1, SECTOR 2 = I1 to FL, DIFF = Difference To Personal Best Lap, P = Crossed Finish Line in Pit Lane, D = Time Disallowed

P26 83 S		Simon CHAPPELL		Kawasaki NINJA 300 -		
IDEAL LAP TIME : 1:32.597		BEST LAP TIME : 1:32.597		DIFFERENCE : 0.000		
LAP	SECTOR 1	SECTOR 2	LAP TIME	MPH	DIFF	TIME OF DAY
1 -		33.377	1:43.361	68.92	10.764	14:14:21.988
2 -	<b>1:00.328</b>	<b>32.269</b>	<b>1:32.597 (1)</b>	<b>76.94</b>		<b>14:15:54.585</b>
3 -	1:01.819	37.230	1:39.049	71.93	6.452	14:17:33.634
4 -	1:02.516	33.382	1:35.898	74.29	3.301	14:19:09.532
5 -	1:01.650	32.981	1:34.631	75.28	2.034	14:20:44.163
6 -	1:01.496	32.405	1:33.901 (3)	75.87	1.304	14:22:18.064
7 -	1:00.915	32.471	1:33.386 (2)	76.29	0.789	14:23:51.450

P27 311 12S		Nathan-Ellis WARD		Kawasaki NINJA 300 - Zipped up racing		
IDEAL LAP TIME : 1:33.784		BEST LAP TIME : 1:34.231		DIFFERENCE : 0.447		
LAP	SECTOR 1	SECTOR 2	LAP TIME	MPH	DIFF	TIME OF DAY
1 -		33.478	1:45.082	67.80	10.851	14:14:23.709
2 -	<b>1:00.935</b>	33.296	<b>1:34.231 (1)</b>	<b>75.60</b>		<b>14:15:57.940</b>
3 -	1:01.773	34.162	1:35.935	74.26	1.704	14:17:33.875
4 -	1:02.676	33.545	1:36.221	74.04	1.990	14:19:10.096
5 -	1:01.557	33.036	1:34.593 (3)	75.31	0.362	14:20:44.689
6 -	1:01.426	<b>32.849</b>	1:34.275 (2)	75.57	0.044	14:22:18.964
7 -	1:01.206	33.439	1:34.645	75.27	0.414	14:23:53.609

P28 64 J		Jamie MALIN		Kawasaki NINJA 300 -		
IDEAL LAP TIME : 1:33.434		BEST LAP TIME : 1:33.929		DIFFERENCE : 0.495		
LAP	SECTOR 1	SECTOR 2	LAP TIME	MPH	DIFF	TIME OF DAY
1 -		33.333	1:45.804	67.33	11.875	14:14:24.431
2 -	1:02.194	33.940	1:36.134	74.11	2.205	14:16:00.565
3 -	1:02.119	33.536	1:35.655	74.48	1.726	14:17:36.220
4 -	1:01.484	33.490	1:34.974 (3)	75.01	1.045	14:19:11.194
5 -	1:01.982	<b>32.470</b>	1:34.452 (2)	75.43	0.523	14:20:45.646
6 -	1:01.193	32.736	<b>1:33.929 (1)</b>	<b>75.85</b>		<b>14:22:19.575</b>
7 -	<b>1:00.964</b>	35.001	1:35.965	74.24	2.036	14:23:55.540

P29 22 S		Greg STUBBERFIELD		Kawasaki NINJA 300 -		
IDEAL LAP TIME : 1:45.564		BEST LAP TIME : 1:45.842		DIFFERENCE : 0.278		
LAP	SECTOR 1	SECTOR 2	LAP TIME	MPH	DIFF	TIME OF DAY
1 -		36.920	1:52.823	63.14	6.981	14:14:31.450
2 -	<b>1:08.645</b>	37.197	<b>1:45.842 (1)</b>	<b>67.31</b>		<b>14:16:17.292</b>
3 -	1:10.808	37.732	1:48.540 (3)	65.64	2.698	14:18:05.832
4 -	1:14.280	37.352	1:51.632	63.82	5.790	14:19:57.464
5 -	1:11.713	37.290	1:49.003	65.36	3.161	14:21:46.467
6 -	1:11.006	<b>36.919</b>	1:47.925 (2)	66.01	2.083	14:23:34.392

P30 31 J		Dylan MELLOR		Kawasaki NINJA 300 - Team Mellor Racing		
IDEAL LAP TIME : 1:23.636		BEST LAP TIME : 1:24.007		DIFFERENCE : 0.371		
LAP	SECTOR 1	SECTOR 2	LAP TIME	MPH	DIFF	TIME OF DAY
1 -		29.653	1:29.407	79.68	5.400	14:14:08.034
2 -	55.000	29.580	1:24.580	84.23	0.573	14:15:32.614
3 -	<b>54.516</b>	29.751	1:24.267 (3)	84.54	0.260	14:16:56.881
4 -	54.594	29.413	<b>1:24.007 (1)</b>	<b>84.81</b>		<b>14:18:20.888</b>
5 -	55.547	<b>29.120</b>	1:24.667	84.14	0.660	14:19:45.555
6 -	54.582	29.561	1:24.143 (2)	84.67	0.136	14:21:09.698

Weather / Track : Cloudy / Dry

Donington Park National  
 Circuit Length = 1.9790 miles  
 Start: 14:12 Flag 14:22 End: 14:24

# BMCRC - MRO Championships 2021 - Rnd 5 @ Donington National

## ACU Team Green Junior Cup & Senior 300

### RACE 7 - SECTOR ANALYSIS



SECTOR 1 = FL to I1, SECTOR 2 = I1 to FL, DIFF = Difference To Personal Best Lap, P = Crossed Finish Line in Pit Lane, D = Time Disallowed

P31 55 J Ben JOLLIFFE		Kawasaki NINJA 300 -				
IDEAL LAP TIME : 1:25.485		BEST LAP TIME : 1:25.827		DIFFERENCE : 0.342		
LAP	SECTOR 1	SECTOR 2	LAP TIME	MPH	DIFF	TIME OF DAY
1 -		30.759	1:32.419	77.09	6.592	14:14:11.046
2 -	<b>55.505</b>	30.359	1:25.864 (2)	82.97	0.037	14:15:36.910
3 -	56.159	30.557	1:26.716 (3)	82.16	0.889	14:17:03.626
<b>4 -</b>	55.847	<b>29.980</b>	<b>1:25.827 (1)</b>	<b>83.01</b>		<b>14:18:29.453</b>
5 -	55.600	31.499	1:27.099	81.79	1.272	14:19:56.552
6 -	56.656	IN PIT	1:30.122 P	79.05	4.295	14:21:26.674

Weather / Track : Cloudy / Dry

Results can be found at [www.tsl-timing.com](http://www.tsl-timing.com)

Page 7 of 7

Donington Park National  
Circuit Length = 1.9790 miles  
Start: 14:12 Flag 14:22 End: 14:24

Printed - 14:24 Saturday, 04 September 2021

# BMCRC - MRO Championships 2021 - Rnd 5 @ Donington National

## ACU Team Green Junior Cup & Senior 300

### RACE 7 - BEST SECTORS

SECTOR 1			SECTOR 2			IDEAL / BEST COMPARISON						
POS	NO	NAME	TIME	NO	NAME	TIME	POS	NO	NAME	IDEAL	BEST	DIFF
									<b>PERFECT LAP</b>	<b>1:23.297</b>		
1	69	HUSKINSON	54.177	31	MELLOR	29.120	1	196	KIRSCH	1:23.636	1:23.897	0.261
2	8	ATKINSON	54.323	196	KIRSCH	29.170	2	31	MELLOR	1:23.636	1:24.007	0.371
3	30	MELLOR	54.363	50	McMULLAN	29.284	3	30	MELLOR	1:23.690	1:23.827	0.137
4	81	WALKER	54.426	81	WALKER	29.298	4	81	WALKER	1:23.724	1:23.932	0.208
5	196	KIRSCH	54.466	30	MELLOR	29.327	5	69	HUSKINSON	1:23.748	1:24.227	0.479
6	777	HARDY	54.470	8	ATKINSON	29.459	6	8	ATKINSON	1:23.782	1:23.958	0.176
7	60	DOCHERTY	54.499	777	HARDY	29.494	7	777	HARDY	1:23.964	1:24.164	0.200
8	31	MELLOR	54.516	60	DOCHERTY	29.521	8	50	McMULLAN	1:23.985	1:24.092	0.107
9	50	McMULLAN	54.701	69	HUSKINSON	29.571	9	60	DOCHERTY	1:24.020	1:24.020	0.000
10	65	BREESE	54.773	65	BREESE	29.827	10	65	BREESE	1:24.600	1:24.600	0.000
11	77	WHITE	55.010	77	WHITE	29.953	11	77	WHITE	1:24.963	1:25.472	0.509
12	55	JOLLIFFE	55.505	55	JOLLIFFE	29.980	12	55	JOLLIFFE	1:25.485	1:25.827	0.342
13	61	WALKER	55.815	19	O'MARA	30.230	13	61	WALKER	1:26.197	1:26.593	0.396
14	19	O'MARA	56.178	61	WALKER	30.382	14	19	O'MARA	1:26.408	1:26.595	0.187
15	58	WOOD	56.348	34	ARBON	30.414	15	58	WOOD	1:27.194	1:27.455	0.261
16	32	MURRAY	56.384	48	SABBARTON	30.598	16	32	MURRAY	1:27.216	1:27.686	0.470
17	66	SMITH	56.402	118	HALL	30.688	17	34	ARBON	1:27.228	1:27.228	0.000
18	45	MARSH	56.540	45	MARSH	30.726	18	66	SMITH	1:27.235	1:27.702	0.467
19	48	SABBARTON	56.765	32	MURRAY	30.832	19	45	MARSH	1:27.266	1:27.661	0.395
20	34	ARBON	56.814	66	SMITH	30.833	20	48	SABBARTON	1:27.363	1:27.770	0.407
21	118	HALL	56.854	58	WOOD	30.846	21	118	HALL	1:27.542	1:27.931	0.389
22	70	WHITE	57.091	70	WHITE	31.018	22	70	WHITE	1:28.109	1:28.396	0.287
23	88	COURT	58.188	39	PARAPANOS	31.280	23	39	PARAPANOS	1:29.789	1:29.789	0.000
24	400	THURTLÉ	58.388	400	THURTLÉ	31.581	24	88	COURT	1:29.941	1:30.245	0.304
25	39	PARAPANOS	58.509	0	SOILLEUX	31.738	25	400	THURTLÉ	1:29.969	1:30.303	0.334
26	0	SOILLEUX	59.163	88	COURT	31.753	26	0	SOILLEUX	1:30.901	1:30.901	0.000
27	18	HIGGINS	59.488	18	HIGGINS	32.126	27	18	HIGGINS	1:31.614	1:31.614	0.000
28	83	CHAPPELL	1:00.328	83	CHAPPELL	32.269	28	83	CHAPPELL	1:32.597	1:32.597	0.000
29	311	WARD	1:00.935	64	MALIN	32.470	29	64	MALIN	1:33.434	1:33.929	0.495
30	64	MALIN	1:00.964	311	WARD	32.849	30	311	WARD	1:33.784	1:34.231	0.447
31	22	STUBBERFIELD	1:08.645	22	STUBBERFIELD	36.919	31	22	STUBBERFIELD	1:45.564	1:45.842	0.278
32												
33												

Weather / Track : Cloudy / Dry

Donington Park National  
 Circuit Length = 1.9790 miles  
 Start: 14:12 Flag 14:22 End: 14:24

Results can be found at [www.tsl-timing.com](http://www.tsl-timing.com)

Printed - 14:24 Saturday, 04 September 2021

# BMCRC - MRO Championships 2021 - Rnd 5 @ Donington National

## ACU Team Green Junior Cup & Senior 300

### RACE 7 - STATISTICS

**Competitors Started** 32  
**Planned Start** 2021-09-04 @ 14:17:00.000  
**Actual Start** 2021-09-04 @ 14:12:38.627  
**Finish Time** 2021-09-04 @ 14:22:33.322  
**Track Length** 1.9790mi.  
**Total Laps** 214  
**Total Distance Covered** 423.5203mi.

#### Session Fastest Lap History

NO	CL	NAME	LAP TIME	TIME OF DAY	LAP	VEHICLE
60	J	Lennon DOCHERTY	1:24.633	14:15:31.235	2	Kawasaki NINJA 300
50	J	Fred McMULLAN	1:24.544	14:15:31.393	2	Kawasaki NINJA 300
777	J	Maximus HARDY	1:24.301	14:15:31.587	2	Kawasaki NINJA 400
30	J	Owen MELLOR	1:24.054	14:15:34.114	2	Kawasaki NINJA 300
196	J	Jack KIRSCH	1:23.918	14:16:55.858	3	Kawasaki NINJA 400
30	J	Owen MELLOR	1:23.827	14:16:57.939	3	Kawasaki NINJA 300

#### Session Leader History

NO	CL	NAME	FROM LAP	LAPS LED	DISTANCE	VEHICLE
60	J	Lennon DOCHERTY	1	2	3.92 miles	Kawasaki NINJA 300
50	J	Fred McMULLAN	3	1	1.97 miles	Kawasaki NINJA 300
60	J	Lennon DOCHERTY	4	1	1.97 miles	Kawasaki NINJA 300
777	J	Maximus HARDY	5	1	1.97 miles	Kawasaki NINJA 400
60	J	Lennon DOCHERTY	6	2	3.95 miles	Kawasaki NINJA 300

#### Flag History

TYPE	TIME OF DAY
GREEN	14:12:38.627
FINISH	14:22:33.322

#### Flag Statistics

TYPE	COUNT	TOTAL LAPS	TOTAL TIME
Green	1	7	11:25.558
Red	0	0	0.000
Safety Car	0	0	0.000
FCY	0	0	0.000



# BMCRC - MRO Championships 2021 - Rnd 5 @ Donington National

## ACU Team Green Junior Cup & Senior 300

### RACE 7 - STATISTICS

CLASS : J

17 Starters

#### Fastest Lap History

NO	NAME	LAP TIME	TIME OF DAY	LAP	VEHICLE
60	Lennon DOCHERTY	1:24.633	14:15:31.235	2	Kawasaki NINJA 300
50	Fred McMULLAN	1:24.544	14:15:31.393	2	Kawasaki NINJA 300
777	Maximus HARDY	1:24.301	14:15:31.587	2	Kawasaki NINJA 400
30	Owen MELLOR	1:24.054	14:15:34.114	2	Kawasaki NINJA 300
196	Jack KIRSCH	1:23.918	14:16:55.858	3	Kawasaki NINJA 400
30	Owen MELLOR	1:23.827	14:16:57.939	3	Kawasaki NINJA 300

#### Leader History

NO	NAME	FROM LAP	LAPS LED	DISTANCE	VEHICLE
60	Lennon DOCHERTY	1	2	3.92 miles	Kawasaki NINJA 300
50	Fred McMULLAN	3	1	1.97 miles	Kawasaki NINJA 300
60	Lennon DOCHERTY	4	1	1.97 miles	Kawasaki NINJA 300
777	Maximus HARDY	5	1	1.97 miles	Kawasaki NINJA 400
60	Lennon DOCHERTY	6	2	3.95 miles	Kawasaki NINJA 300

Weather / Track : Cloudy / Dry

Results can be found at [www.tsl-timing.com](http://www.tsl-timing.com)

Page 2 of 4

Donington Park National  
Circuit Length = 1.9790 miles  
Start: 14:12 Flag 14:22 End: 14:24

Printed - 14:24 Saturday, 04 September 2021

# BMCRC - MRO Championships 2021 - Rnd 5 @ Donington National

## ACU Team Green Junior Cup & Senior 300

### RACE 7 - STATISTICS

**CLASS : S**

14 Starters

#### Fastest Lap History

NO	NAME	LAP TIME	TIME OF DAY	LAP	VEHICLE
69	Danny HUSKINSON	<b>1:24.663</b>	14:15:32.536	2	Kawasaki NINJA 300
8	Phil ATKINSON	<b>1:24.311</b>	14:15:33.360	2	Kawasaki NINJA 300
69	Danny HUSKINSON	<b>1:24.247</b>	14:16:56.784	3	Kawasaki NINJA 300
8	Phil ATKINSON	<b>1:23.958</b>	14:16:57.318	3	Kawasaki NINJA 300

#### Leader History

NO	NAME	FROM LAP	LAPS LED	DISTANCE	VEHICLE
69	Danny HUSKINSON	1	6	11.83 miles	Kawasaki NINJA 300
8	Phil ATKINSON	7	1	1.97 miles	Kawasaki NINJA 300

# BMCRC - MRO Championships 2021 - Rnd 5 @ Donington National

## ACU Team Green Junior Cup & Senior 300

### RACE 7 - STATISTICS

**CLASS : 12S**

1 Starters

#### Fastest Lap History

NO	NAME	LAP TIME	TIME OF DAY	LAP	VEHICLE
311	Nathan-Ellis WARD	1:34.231	14:15:57.940	2	Kawasaki NINJA 300

#### Leader History

NO	NAME	FROM LAP	LAPS LED	DISTANCE	VEHICLE
311	Nathan-Ellis WARD	1	7	13.81 miles	Kawasaki NINJA 300

# BMCRC - MRO Championships 2021 - Rnd 5 @ Donington National



## ACU Team Green Junior Cup & Senior 300

### RACE 17 - GRID (7 Laps)



ROW 12	36		35	<b>57</b> Richard BUCKHAM	34	<b>26</b> Nicholas BETTRIDGE	
ROW 11		33	<b>87</b> James CLEARY	32	<b>97</b> Ben PLATT	31	<b>22</b> Greg STUBBERFIELD
ROW 10		30	<b>311</b> Nathan-Ellis WARD	29	<b>64</b> Jamie MALIN	28	<b>83</b> Simon CHAPPELL
ROW 9		27	<b>18</b> George HIGGINS	26	<b>0</b> Ian SOILLEUX	25	<b>400</b> Stuart THURTLÉ
ROW 8		24	<b>88</b> David COURT	23	<b>39</b> Peter PARAPANOS	22	<b>70</b> Justin WHITE
ROW 7		21	<b>118</b> Max HALL	20	<b>48</b> Kevin SABBARTON	19	<b>66</b> Mark SMITH
ROW 6		18	<b>32</b> Conor MURRAY	17	<b>45</b> Jake MARSH	16	<b>58</b> Matthew WOOD
ROW 5		15	<b>34</b> Oliver ARBON	14	<b>19</b> James O'MARA	13	<b>61</b> Kathryn WALKER
ROW 4		12	<b>55</b> Ben JOLLIFFE	11	<b>77</b> Joe WHITE	10	<b>65</b> Konrad BREESE
ROW 3		9	<b>69</b> Danny HUSKINSON	8	<b>777</b> Maximus HARDY	7	<b>50</b> Fred McMULLAN
ROW 2		6	<b>60</b> Lennon DOCHERTY	5	<b>31</b> Dylan MELLOR	4	<b>8</b> Phil ATKINSON
ROW 1		3	<b>81</b> Keo WALKER	2	<b>196</b> Jack KIRSCH	1	<b>30</b> Owen MELLOR
							<b>Pole</b>

These results are provisional until the conclusion of any judicial and technical matters.

Donington Park National  
Circuit Length = 1.9790 miles

Clerk Of Course :	Stewards :	Timekeeper :
-------------------	------------	--------------

Results can be found at [www.tsl-timing.com](http://www.tsl-timing.com)

Printed - 14:26 Saturday, 04 September 2021



# BMCRC - MRO Championships 2021 - Rnd 5 @ Donington National



## ACU Team Green Junior Cup & Senior 300

### RACE 17 - CLASSIFICATION

# Kawasaki

POS	NO	CL	PIC NAME	ENTRY	LAPS	TIME	GAP	DIFF	MPH	BEST	ON
1	60	J	1 Lennon DOCHERTY	Kawasaki NINJA 300 - Doc Fit Training	7	9:55.698			83.49	1:23.762	6
2	50	J	2 Fred McMULLAN	Kawasaki NINJA 300 - Orwell motorcycles Ipswich	7	9:57.028	1.330	1.330	83.30	1:23.455	7
3	196	J	3 Jack KIRSCH	Kawasaki NINJA 400 - Dad	7	9:59.322	3.624	2.294	82.98	1:23.679	4
4	30	J	4 Owen MELLOR	Kawasaki NINJA 300 - Team Mellor Racing	7	9:59.481	3.783	0.159	82.96	1:24.179	4
5	8	S	1 Phil ATKINSON	Kawasaki NINJA 300 - Rose mot centre	7	9:59.762	4.064	0.281	82.92	1:23.920	4
6	777	J	5 Maximus HARDY	Kawasaki NINJA 400 - DAD	7	9:59.852	4.154	0.090	82.91	1:24.037	4
7	31	J	6 Dylan MELLOR	Kawasaki NINJA 300 - Team Mellor Racing	7	10:00.151	4.453	0.299	82.87	1:24.170	4
8	69	S	2 Danny HUSKINSON	Kawasaki NINJA 300 - art of racing	7	10:00.254	4.556	0.103	82.85	1:23.940	4
9	81	J	7 Keo WALKER	Kawasaki NINJA300 - Martin Wight Electrical	7	10:03.746	8.048	3.492	82.37	1:24.122	4
10	61	S	3 Kathryn WALKER	Kawasaki NINJA 300 - Think Bike Gear & AutoSmar	7	10:06.827	11.129	3.081	81.96	1:25.305	7
11	19	J	8 James O'MARA	Kawasaki NINJA 300 - BRP Machining Ltd	7	10:06.981	11.283	0.154	81.93	1:25.045	7
12	65	S	4 Konrad BREESE	Kawasaki NINJA 300 - STIHL Racing	7	10:07.270	11.572	0.289	81.90	1:25.034	5
13	77	J	9 Joe WHITE	Kawasaki NINJA 300 - Just In Graphics /MZ CONTF	7	10:07.969	12.271	0.699	81.80	1:25.219	4
14	58	J	10 Matthew WOOD	Kawasaki NINJA 300 -	7	10:18.893	23.195	10.924	80.36	1:26.505	5
15	32	S	5 Conor MURRAY	Kawasaki NINJA 300 -	7	10:19.964	24.266	1.071	80.22	1:27.253	4
16	34	J	11 Oliver ARBON	Kawasaki NINJA 400 - tt plumbing and heating	7	10:20.316	24.618	0.352	80.17	1:27.165	5
17	66	S	6 Mark SMITH	Kawasaki NINJA 300 - MHP EXHAUST S	7	10:21.583	25.885	1.267	80.01	1:27.358	4
18	70	S	7 Justin WHITE	Kawasaki NINJA 300 - Just In Graphics	7	10:21.803	26.105	0.220	79.98	1:26.889	5
19	97	J	12 Ben PLATT	Kawasaki NINJA 400 - adss ltd	7	10:30.968	35.270	9.165	78.82	1:27.880	4
20	55	J	13 Ben JOLLIFFE	Kawasaki NINJA 300 -	7	10:31.954	36.256	0.986	78.70	1:27.818	5
21	118	J	14 Max HALL	Kawasaki NINJA 300 - Racecraft rider development	7	10:32.073	36.375	0.119	78.68	1:27.904	3
22	48	S	8 Kevin SABBARTON	Kawasaki NINJA 300 -	7	10:32.339	36.641	0.266	78.65	1:28.049	7
23	87	J	15 James CLEARY	Kawasaki NINJA 300 - Mum and Dad	7	10:35.955	40.257	3.616	78.20	1:27.977	6
24	400	S	9 Stuart THURTLIE	Kawasaki NINJA 400 - TeamTortoise Racing	7	10:36.296	40.598	0.341	78.16	1:29.060	5
25	39	S	10 Peter PARAPANOS	Kawasaki NINJA 300 - AMR Glasgow Kawasaki	7	10:42.320	46.622	6.024	77.43	1:29.920	5
26	18	J	16 George HIGGINS	Kawasaki NINJA 300 - Aztec Racing	7	10:53.436	57.738	11.116	76.11	1:30.860	7
27	0	S	11 Ian SOILLEUX	Kawasaki NINJA300 - BDRacing	7	10:56.625	1:00.927	3.189	75.74	1:31.129	5
28	83	S	12 Simon CHAPPELL	Kawasaki NINJA 300 -	7	11:08.981	1:13.283	12.356	74.34	1:33.253	2
29	64	J	17 Jamie MALIN	Kawasaki NINJA 300 -	7	11:30.390	1:34.692	21.409	72.04	1:34.791	3
30	22	S	13 Greg STUBBERFIELD	Kawasaki NINJA 300 -	6	10:51.018	1 Lap	1 Lap	65.45	1:45.566	3

#### NOT CLASSIFIED

DNF	311	12S	Nathan-Ellis WARD	Kawasaki NINJA 300 - Zipped up racing	6	9:33.040	1 Lap		74.36	1:33.149	3
DNF	45	J	Jake MARSH	Kawasaki NINJA 300 - Zipped Up Racing	5	7:25.151	2 Laps	1 Lap	79.71	1:27.345	5
DNF	88	S	David COURT	Kawasaki NINJA 300 -	2	3:26.929	5 Laps	3 Laps	68.20		

#### FASTEST LAP

50	J	Fred McMULLAN	Kawasaki NINJA 300 - Orwell motorcycles Ipswich	7	1:23.455	85.37 mph	137.39 kph
8	S	Phil ATKINSON	Kawasaki NINJA 300 - Rose mot centre	4	1:23.920	84.89 mph	136.63 kph
311	12S	Nathan-Ellis WARD	Kawasaki NINJA 300 - Zipped up racing	3	1:33.149	76.48 mph	123.09 kph

Class J - 92.5% of Race Speed = 77.22 mph

Class S - 92.5% of Race Speed = 76.70 mph

Donington Park National: 1.9790 miles

Race Distance: 7 Laps / 13.85 miles

Start: 17:00 Flag 17:10 End: 17:12

Weather / Track : Cloudy / Dry

These results are provisional until the conclusion of any judicial and technical matters.

Clerk Of Course :	Stewards :	Timekeeper :
-------------------	------------	--------------

Results can be found at [www.tsl-timing.com](http://www.tsl-timing.com)

Printed - 17:40 Saturday, 04 September 2021



# BMCRC - MRO Championships 2021 - Rnd 5 @ Donington National

## ACU Team Green Junior Cup & Senior 300

### RACE 17 - LAP CHART

LAP 1 @ 17:02:04.494			83	18.177	1:33.253	118	16.117	1:28.995	34	20.139	1:27.781
NO	BEHIND	LAP TIME	18	18.314	1:32.419	97	21.938	1:27.880	32	20.415	1:28.603
196		1:29.664	0	18.928	1:32.527	48	22.698	1:29.623	66	21.636	1:28.104
81	0.226	1:29.890	311	22.213	1:34.218	55	22.899	1:28.445	70	22.168	1:28.411
60	0.561	1:30.225	64	28.390	1:36.776	400	23.247	1:29.486	118	29.222	1:32.135
50	0.670	1:30.334	88	31.965	1:48.088 P	87	25.906	1:28.231	97	30.516	1:28.152
30	1.022	1:30.686	22	42.617	1:46.364	39	26.237	1:30.231	55	31.988	1:29.216
8	1.532	1:31.196	LAP 3 @ 17:04:54.490			18	35.034	1:31.588	48	32.421	1:28.676
777	1.596	1:31.260	NO	BEHIND	LAP TIME	0	37.142	1:33.213	22	1 Lap	1:51.070
69	1.643	1:31.307	50		1:24.304	83	37.978	1:34.200	400	33.856	1:29.494
31	1.741	1:31.405	60	0.083	1:24.779	311	39.719	1:33.317	87	34.493	1:27.977
65	1.846	1:31.510	81	0.711	1:24.797	64	50.567	1:36.346	39	39.169	1:30.957
77	2.143	1:31.807	196	0.862	1:24.769	LAP 5 @ 17:07:42.937			18	50.707	1:32.374
61	2.508	1:32.172	30	0.968	1:24.667	NO	BEHIND	LAP TIME	0	52.829	1:32.503
19	2.626	1:32.290	31	1.262	1:24.302	60		1:24.100	83	1:00.446	1:36.298
34	3.544	1:33.208	8	1.474	1:24.335	81	0.672	1:24.286	311	1:01.171	1:36.218
32	3.869	1:33.533	777 <td>1.689</td> <td>1:24.347</td> <th>50</th> <td>0.747</td> <td>1:24.930</td> <th>64</th> <td>1:17.891</td> <td>1:40.315</td>	1.689	1:24.347	50	0.747	1:24.930	64	1:17.891	1:40.315
66	4.145	1:33.809	69	2.033	1:24.483	196	1.064	1:24.970	LAP 7 @ 17:10:30.528		
45	4.482	1:34.146	61	5.595	1:26.495	30	1.217	1:24.517	NO	BEHIND	LAP TIME
58	4.656	1:34.320	19	5.671	1:27.059	31	1.538	1:24.553	60		1:23.829
70	4.854	1:34.518	65	6.096	1:27.139	8	1.671	1:24.724	50	1.330	1:23.455
118	5.459	1:35.123	77	6.708	1:27.253	777 <td>1.887</td> <td>1:24.608</td> <th>196</th> <td>3.624</td> <td>1:25.343</td>	1.887	1:24.608	196	3.624	1:25.343
48	7.575	1:37.239	32	9.266	1:27.787	69	1.976	1:24.450	30	3.783	1:25.062
400	8.272	1:37.936	34	10.060	1:28.072	22	1 Lap	1:50.180	8	4.064	1:25.377
88	9.177	1:38.841	66	10.358	1:28.206	61	7.944	1:25.307	777	4.154	1:25.313
39	9.341	1:39.005	45	10.616	1:27.917	65	8.124	1:25.034	31	4.453	1:25.323
55	9.495	1:39.159	58	11.294	1:28.179	19	8.237	1:25.515	69	4.556	1:25.394
83	10.224	1:39.888	118	11.386	1:27.904	77	8.754	1:25.274	81	8.048	1:29.899
97	10.313	1:39.977	70	11.670	1:28.078	32	15.574	1:27.502	61	11.129	1:25.305
87	11.108	1:40.772	48	17.339	1:29.495	34	16.120	1:27.165	19	11.283	1:25.045
18	11.195	1:40.859	400	18.025	1:29.387	58	16.270	1:26.505	65	11.572	1:25.434
0	11.701	1:41.365	97	18.322	1:28.542	45	17.044	1:27.345	77	12.271	1:25.221
311	13.295	1:42.959	55	18.718	1:29.761	66	17.294	1:28.025	58	23.195	1:27.549
64	16.914	1:46.578	39	20.270	1:29.996	70	17.519	1:26.889	32	24.266	1:27.680
22	21.553	1:51.217	87	21.939	1:29.011	118	20.849	1:28.915	34	24.618	1:28.308
LAP 2 @ 17:03:29.794			18	27.710	1:34.092	97	26.126	1:28.371	66	25.885	1:28.078
NO	BEHIND	LAP TIME	83	28.042	1:34.561	55	26.534	1:27.818	70	26.105	1:27.766
60		1:24.739	0	28.193	1:33.961	48	27.507	1:28.992	97	35.270	1:28.583
50	0.392	1:25.022	311	30.666	1:33.149	400	28.124	1:29.000	55	36.256	1:28.097
81	0.610	1:25.684	64	38.485	1:34.791	87	30.278	1:28.555	118	36.375	1:30.982
196	0.789	1:26.089	22	1:03.487	1:45.566	39	31.974	1:29.920	48	36.641	1:28.049
30	0.997	1:25.275	LAP 4 @ 17:06:18.754			18	42.095	1:31.244	87	40.257	1:29.593
31	1.656	1:25.215	NO	BEHIND	LAP TIME	0	44.088	1:31.129	400	40.598	1:30.571
8	1.835	1:25.603	50		1:24.264	83	47.910	1:34.115	39	46.622	1:31.282
777	2.038	1:25.742	60	0.083	1:24.264	311	48.715	1:33.179	22	1 Lap	1:46.621
69	2.246	1:25.903	196	0.277	1:23.679	64	1:01.338	1:34.954	18	57.738	1:30.860
19	3.308	1:25.982	81	0.569	1:24.122	LAP 6 @ 17:09:06.699			0	1:00.927	1:31.927
65	3.653	1:27.107	30	0.883	1:24.179	NO	BEHIND	LAP TIME	83	1:13.283	1:36.666
61	3.796	1:26.588	8	1.130	1:23.920	60		1:23.762	64	1:34.692	1:40.630
77	4.151	1:27.308	31	1.168	1:24.170	50	1.704	1:24.719			
32	6.175	1:27.606	777 <td>1.462</td> <td>1:24.037</td> <th>81</th> <td>1.978</td> <td>1:25.068</td> <td></td> <td></td> <td></td>	1.462	1:24.037	81	1.978	1:25.068			
34	6.684	1:28.440	69	1.709	1:23.940	196	2.110	1:24.808			
66	6.848	1:28.003	61	6.820	1:25.489	8	2.516	1:24.607			
45	7.395	1:28.213	19	6.905	1:25.498	30	2.550	1:25.095			
58	7.811	1:28.455	65	7.273	1:25.441	777	2.670	1:24.545			
118	8.178	1:28.019	77	7.663	1:25.219	31	2.959	1:25.183			
70	8.288	1:28.734	32	12.255	1:27.253	69	2.991	1:24.777			
48	12.540	1:30.265	34	13.138	1:27.342	61	9.653	1:25.471			
400	13.334	1:30.362	66	13.452	1:27.358	65	9.967	1:25.605			
55	13.653	1:29.458	45	13.882	1:27.530	19	10.067	1:25.592			
97	14.476	1:29.463	58	13.948	1:26.918	77	10.879	1:25.887			
39	14.970	1:30.929	70	14.813	1:27.407	58	19.475	1:26.967			
87	17.624	1:31.816									

Weather / Track : Cloudy / Dry

Donington Park National  
Circuit Length = 1.9790 miles  
Start: 17:00 Flag 17:10 End: 17:12

# BMCRC - MRO Championships 2021 - Rnd 5 @ Donington National

## ACU Team Green Junior Cup & Senior 300

### RACE 17 - SECTOR ANALYSIS



SECTOR 1 = FL to I1, SECTOR 2 = I1 to FL, DIFF = Difference To Personal Best Lap, P = Crossed Finish Line in Pit Lane, D = Time Disallowed

P1 60 J		Lennon DOCHERTY		Kawasaki NINJA 300 - Doc Fit Training		
IDEAL LAP TIME : 1:23.558		BEST LAP TIME : 1:23.762		DIFFERENCE : 0.204		
LAP	SECTOR 1	SECTOR 2	LAP TIME	MPH	DIFF	TIME OF DAY
1 -		30.579	1:30.225	78.96	6.463	17:02:05.055
2 -	54.548	30.191	1:24.739	84.07	0.977	17:03:29.794
3 -	54.939	29.840	1:24.779	84.03	1.017	17:04:54.573
4 -	54.309	29.955	1:24.264	84.55	0.502	17:06:18.837
5 -	54.292	29.808	1:24.100 (3)	84.71	0.338	17:07:42.937
6 -	54.271	<b>29.491</b>	<b>1:23.762 (1)</b>	<b>85.05</b>		<b>17:09:06.699</b>
7 -	<b>54.067</b>	29.762	1:23.829 (2)	84.99	0.067	17:10:30.528

P2 50 J		Fred McMULLAN		Kawasaki NINJA 300 - Orwell motorcycles Ipswich		
IDEAL LAP TIME : 1:23.455		BEST LAP TIME : 1:23.455		DIFFERENCE : 0.000		
LAP	SECTOR 1	SECTOR 2	LAP TIME	MPH	DIFF	TIME OF DAY
1 -		30.039	1:30.334	78.86	6.879	17:02:05.164
2 -	55.119	29.903	1:25.022	83.79	1.567	17:03:30.186
3 -	54.759	29.545	1:24.304 (3)	84.51	0.849	17:04:54.490
4 -	54.591	29.673	1:24.264 (2)	84.55	0.809	17:06:18.754
5 -	55.010	29.920	1:24.930	83.88	1.475	17:07:43.684
6 -	54.876	29.843	1:24.719	84.09	1.264	17:09:08.403
7 -	<b>54.129</b>	<b>29.326</b>	<b>1:23.455 (1)</b>	<b>85.37</b>		<b>17:10:31.858</b>

P3 196 J		Jack KIRSCH		Kawasaki NINJA 400 - Dad		
IDEAL LAP TIME : 1:23.679		BEST LAP TIME : 1:23.679		DIFFERENCE : 0.000		
LAP	SECTOR 1	SECTOR 2	LAP TIME	MPH	DIFF	TIME OF DAY
1 -		30.263	1:29.664	79.45	5.985	17:02:04.494
2 -	55.608	30.481	1:26.089	82.75	2.410	17:03:30.583
3 -	54.845	29.924	1:24.769 (2)	84.04	1.090	17:04:55.352
4 -	<b>53.967</b>	<b>29.712</b>	<b>1:23.679 (1)</b>	<b>85.14</b>		<b>17:06:19.031</b>
5 -	54.576	30.394	1:24.970	83.84	1.291	17:07:44.001
6 -	54.791	30.017	1:24.808 (3)	84.00	1.129	17:09:08.809
7 -	55.200	30.143	1:25.343	83.48	1.664	17:10:34.152

P4 30 J		Owen MELLOR		Kawasaki NINJA 300 - Team Mellor Racing		
IDEAL LAP TIME : 1:24.047		BEST LAP TIME : 1:24.179		DIFFERENCE : 0.132		
LAP	SECTOR 1	SECTOR 2	LAP TIME	MPH	DIFF	TIME OF DAY
1 -		30.624	1:30.686	78.56	6.507	17:02:05.516
2 -	54.942	30.333	1:25.275	83.54	1.096	17:03:30.791
3 -	54.841	<b>29.826</b>	1:24.667 (3)	84.14	0.488	17:04:55.458
4 -	<b>54.221</b>	29.958	<b>1:24.179 (1)</b>	<b>84.63</b>		<b>17:06:19.637</b>
5 -	54.553	29.964	1:24.517 (2)	84.29	0.338	17:07:44.154
6 -	54.887	30.208	1:25.095	83.72	0.916	17:09:09.249
7 -	54.923	30.139	1:25.062	83.75	0.883	17:10:34.311

P5 8 S		Phil ATKINSON		Kawasaki NINJA 300 - Rose mot centre		
IDEAL LAP TIME : 1:23.739		BEST LAP TIME : 1:23.920		DIFFERENCE : 0.181		
LAP	SECTOR 1	SECTOR 2	LAP TIME	MPH	DIFF	TIME OF DAY
1 -		31.597	1:31.196	78.12	7.276	17:02:06.026
2 -	55.627	29.976	1:25.603	83.22	1.683	17:03:31.629
3 -	54.129	30.206	1:24.335 (2)	84.48	0.415	17:04:55.964
4 -	54.214	<b>29.706</b>	<b>1:23.920 (1)</b>	<b>84.89</b>		<b>17:06:19.884</b>
5 -	<b>54.033</b>	30.691	1:24.724	84.09	0.804	17:07:44.608
6 -	54.264	30.343	1:24.607 (3)	84.20	0.687	17:09:09.215
7 -	54.868	30.509	1:25.377	83.44	1.457	17:10:34.592

Weather / Track : Cloudy / Dry

Donington Park National  
Circuit Length = 1.9790 miles  
Start: 17:00 Flag 17:10 End: 17:12

# BMCRC - MRO Championships 2021 - Rnd 5 @ Donington National

## ACU Team Green Junior Cup & Senior 300

### RACE 17 - SECTOR ANALYSIS



SECTOR 1 = FL to I1, SECTOR 2 = I1 to FL, DIFF = Difference To Personal Best Lap, P = Crossed Finish Line in Pit Lane, D = Time Disallowed

P6 777 J		Maximus HARDY		Kawasaki NINJA 400 - DAD		
IDEAL LAP TIME : 1:23.977		BEST LAP TIME : 1:24.037		DIFFERENCE : 0.060		
LAP	SECTOR 1	SECTOR 2	LAP TIME	MPH	DIFF	TIME OF DAY
1 -		30.909	1:31.260	78.06	7.223	17:02:06.090
2 -	55.590	30.152	1:25.742	83.09	1.705	17:03:31.832
3 -	<b>54.196</b>	30.151	1:24.347 (2)	84.46	0.310	17:04:56.179
4 -	54.256	<b>29.781</b>	<b>1:24.037 (1)</b>	<b>84.77</b>		<b>17:06:20.216</b>
5 -	54.202	30.406	1:24.608	84.20	0.571	17:07:44.824
6 -	54.404	30.141	1:24.545 (3)	84.27	0.508	17:09:09.369
7 -	54.966	30.347	1:25.313	83.51	1.276	17:10:34.682

P7 31 J		Dylan MELLOR		Kawasaki NINJA 300 - Team Mellor Racing		
IDEAL LAP TIME : 1:24.027		BEST LAP TIME : 1:24.170		DIFFERENCE : 0.143		
LAP	SECTOR 1	SECTOR 2	LAP TIME	MPH	DIFF	TIME OF DAY
1 -		30.713	1:31.405	77.94	7.235	17:02:06.235
2 -	55.384	29.831	1:25.215	83.60	1.045	17:03:31.450
3 -	54.483	29.819	1:24.302 (2)	84.51	0.132	17:04:55.752
4 -	54.601	<b>29.569</b>	<b>1:24.170 (1)</b>	<b>84.64</b>		<b>17:06:19.922</b>
5 -	<b>54.458</b>	30.095	1:24.553 (3)	84.26	0.383	17:07:44.475
6 -	54.828	30.355	1:25.183	83.63	1.013	17:09:09.658
7 -	55.143	30.180	1:25.323	83.50	1.153	17:10:34.981

P8 69 S		Danny HUSKINSON		Kawasaki NINJA 300 - art of racing		
IDEAL LAP TIME : 1:23.763		BEST LAP TIME : 1:23.940		DIFFERENCE : 0.177		
LAP	SECTOR 1	SECTOR 2	LAP TIME	MPH	DIFF	TIME OF DAY
1 -		30.803	1:31.307	78.02	7.367	17:02:06.137
2 -	56.079	29.824	1:25.903	82.93	1.963	17:03:32.040
3 -	54.256	30.227	1:24.483 (3)	84.33	0.543	17:04:56.523
4 -	54.250	<b>29.690</b>	<b>1:23.940 (1)</b>	<b>84.87</b>		<b>17:06:20.463</b>
5 -	<b>54.073</b>	30.377	1:24.450 (2)	84.36	0.510	17:07:44.913
6 -	54.299	30.478	1:24.777	84.03	0.837	17:09:09.690
7 -	54.898	30.496	1:25.394	83.43	1.454	17:10:35.084

P9 81 J		Keo WALKER		Kawasaki NINJA300 - Martin Wight Elecrical		
IDEAL LAP TIME : 1:23.621		BEST LAP TIME : 1:24.122		DIFFERENCE : 0.501		
LAP	SECTOR 1	SECTOR 2	LAP TIME	MPH	DIFF	TIME OF DAY
1 -		30.313	1:29.890	79.25	5.768	17:02:04.720
2 -	55.340	30.344	1:25.684	83.15	1.562	17:03:30.404
3 -	54.971	29.826	1:24.797 (3)	84.01	0.675	17:04:55.201
4 -	54.708	<b>29.414</b>	<b>1:24.122 (1)</b>	<b>84.69</b>		<b>17:06:19.323</b>
5 -	<b>54.207</b>	30.079	1:24.286 (2)	84.52	0.164	17:07:43.609
6 -	54.870	30.198	1:25.068	83.75	0.946	17:09:08.677
7 -	55.068	34.831	1:29.899	79.25	5.777	17:10:38.576

P10 61 S		Kathryn WALKER		Kawasaki NINJA 300 - Think Bike Gear & AutoSmart Preston		
IDEAL LAP TIME : 1:25.092		BEST LAP TIME : 1:25.305		DIFFERENCE : 0.213		
LAP	SECTOR 1	SECTOR 2	LAP TIME	MPH	DIFF	TIME OF DAY
1 -		30.768	1:32.172	77.29	6.867	17:02:07.002
2 -	56.197	30.391	1:26.588	82.28	1.283	17:03:33.590
3 -	56.115	30.380	1:26.495	82.37	1.190	17:05:00.085
4 -	55.198	30.291	1:25.489	83.33	0.184	17:06:25.574
5 -	55.027	<b>30.280</b>	1:25.307 (2)	83.51	0.002	17:07:50.881
6 -	55.147	30.324	1:25.471 (3)	83.35	0.166	17:09:16.352
7 -	<b>54.812</b>	30.493	<b>1:25.305 (1)</b>	<b>83.51</b>		<b>17:10:41.657</b>

Weather / Track : Cloudy / Dry

Donington Park National  
 Circuit Length = 1.9790 miles  
 Start: 17:00 Flag 17:10 End: 17:12



# BMCRC - MRO Championships 2021 - Rnd 5 @ Donington National

## ACU Team Green Junior Cup & Senior 300

### RACE 17 - SECTOR ANALYSIS



SECTOR 1 = FL to I1, SECTOR 2 = I1 to FL, DIFF = Difference To Personal Best Lap, P = Crossed Finish Line in Pit Lane, D = Time Disallowed

P11 19 J James O'MARA		Kawasaki NINJA 300 - BRP Machining Ltd				
IDEAL LAP TIME : 1:24.692		BEST LAP TIME : 1:25.045		DIFFERENCE : 0.353		
LAP	SECTOR 1	SECTOR 2	LAP TIME	MPH	DIFF	TIME OF DAY
1 -		30.808	1:32.290	77.19	7.245	17:02:07.120
2 -	55.635	30.347	1:25.982	82.86	0.937	17:03:33.102
3 -	56.889	30.170	1:27.059	81.83	2.014	17:05:00.161
4 -	55.609	29.889	1:25.498 (2)	83.33	0.453	17:06:25.659
5 -	55.223	30.292	1:25.515 (3)	83.31	0.470	17:07:51.174
6 -	55.949	<b>29.643</b>	1:25.592	83.23	0.547	17:09:16.766
7 -	<b>55.049</b>	29.996	<b>1:25.045 (1)</b>	<b>83.77</b>		<b>17:10:41.811</b>

P12 65 S Konrad BREESE		Kawasaki NINJA 300 - STIHL Racing				
IDEAL LAP TIME : 1:24.830		BEST LAP TIME : 1:25.034		DIFFERENCE : 0.204		
LAP	SECTOR 1	SECTOR 2	LAP TIME	MPH	DIFF	TIME OF DAY
1 -		30.724	1:31.510	77.85	6.476	17:02:06.340
2 -	56.638	30.469	1:27.107	81.79	2.073	17:03:33.447
3 -	56.637	30.502	1:27.139	81.76	2.105	17:05:00.586
4 -	55.445	29.996	1:25.441 (3)	83.38	0.407	17:06:26.027
5 -	<b>55.036</b>	29.998	<b>1:25.034 (1)</b>	<b>83.78</b>		<b>17:07:51.061</b>
6 -	55.811	<b>29.794</b>	1:25.605	83.22	0.571	17:09:16.666
7 -	55.333	30.101	1:25.434 (2)	83.39	0.400	17:10:42.100

P13 77 J Joe WHITE		Kawasaki NINJA 300 - Just In Graphics /MZ CONTRACTS/ Silver				
IDEAL LAP TIME : 1:25.070		BEST LAP TIME : 1:25.219		DIFFERENCE : 0.149		
LAP	SECTOR 1	SECTOR 2	LAP TIME	MPH	DIFF	TIME OF DAY
1 -		30.625	1:31.807	77.60	6.588	17:02:06.637
2 -	56.952	30.356	1:27.308	81.60	2.089	17:03:33.945
3 -	56.440	30.813	1:27.253	81.65	2.034	17:05:01.198
4 -	55.181	<b>30.038</b>	<b>1:25.219 (1)</b>	<b>83.60</b>		<b>17:06:26.417</b>
5 -	<b>55.032</b>	30.242	1:25.274 (3)	83.54	0.055	17:07:51.691
6 -	55.767	30.120	1:25.887	82.95	0.668	17:09:17.578
7 -	55.117	30.104	1:25.221 (2)	83.60	0.002	17:10:42.799

P14 58 J Matthew WOOD		Kawasaki NINJA 300 -				
IDEAL LAP TIME : 1:26.440		BEST LAP TIME : 1:26.505		DIFFERENCE : 0.065		
LAP	SECTOR 1	SECTOR 2	LAP TIME	MPH	DIFF	TIME OF DAY
1 -		31.016	1:34.320	75.53	7.815	17:02:09.150
2 -	56.649	31.806	1:28.455	80.54	1.950	17:03:37.605
3 -	57.083	31.096	1:28.179	80.79	1.674	17:05:05.784
4 -	56.410	<b>30.508</b>	1:26.918 (2)	81.96	0.413	17:06:32.702
5 -	<b>55.932</b>	30.573	<b>1:26.505 (1)</b>	<b>82.36</b>		<b>17:07:59.207</b>
6 -	56.039	30.928	1:26.967 (3)	81.92	0.462	17:09:26.174
7 -	56.368	31.181	1:27.549	81.37	1.044	17:10:53.723

P15 32 S Conor MURRAY		Kawasaki NINJA 300 -				
IDEAL LAP TIME : 1:27.016		BEST LAP TIME : 1:27.253		DIFFERENCE : 0.237		
LAP	SECTOR 1	SECTOR 2	LAP TIME	MPH	DIFF	TIME OF DAY
1 -		31.158	1:33.533	76.17	6.280	17:02:08.363
2 -	56.968	<b>30.638</b>	1:27.606 (3)	81.32	0.353	17:03:35.969
3 -	56.602	31.185	1:27.787	81.15	0.534	17:05:03.756
4 -	56.525	30.728	<b>1:27.253 (1)</b>	<b>81.65</b>		<b>17:06:31.009</b>
5 -	56.552	30.950	1:27.502 (2)	81.42	0.249	17:07:58.511
6 -	56.515	32.088	1:28.603	80.41	1.350	17:09:27.114
7 -	<b>56.378</b>	31.302	1:27.680	81.25	0.427	17:10:54.794

Weather / Track : Cloudy / Dry

Donington Park National  
 Circuit Length = 1.9790 miles  
 Start: 17:00 Flag 17:10 End: 17:12

# BMCRC - MRO Championships 2021 - Rnd 5 @ Donington National

## ACU Team Green Junior Cup & Senior 300

### RACE 17 - SECTOR ANALYSIS



SECTOR 1 = FL to I1, SECTOR 2 = I1 to FL, DIFF = Difference To Personal Best Lap, P = Crossed Finish Line in Pit Lane, D = Time Disallowed

P16 34 J		Oliver ARBON		Kawasaki NINJA 400 - tt plumbing and heating		
IDEAL LAP TIME : 1:27.074		BEST LAP TIME : 1:27.165		DIFFERENCE : 0.091		
LAP	SECTOR 1	SECTOR 2	LAP TIME	MPH	DIFF	TIME OF DAY
1 -		31.152	1:33.208	76.43	6.043	17:02:08.038
2 -	57.193	31.247	1:28.440	80.55	1.275	17:03:36.478
3 -	57.234	30.838	1:28.072	80.89	0.907	17:05:04.550
4 -	56.644	<b>30.698</b>	1:27.342 (2)	81.57	0.177	17:06:31.892
5 -	<b>56.376</b>	30.789	<b>1:27.165 (1)</b>	<b>81.73</b>		<b>17:07:59.057</b>
6 -	56.494	31.287	1:27.781 (3)	81.16	0.616	17:09:26.838
7 -	56.837	31.471	1:28.308	80.67	1.143	17:10:55.146

P17 66 S		Mark SMITH		Kawasaki NINJA 300 - MHP EXHAUST'S		
IDEAL LAP TIME : 1:27.112		BEST LAP TIME : 1:27.358		DIFFERENCE : 0.246		
LAP	SECTOR 1	SECTOR 2	LAP TIME	MPH	DIFF	TIME OF DAY
1 -		30.871	1:33.809	75.94	6.451	17:02:08.639
2 -	56.883	31.120	1:28.003 (2)	80.95	0.645	17:03:36.642
3 -	57.213	30.993	1:28.206	80.77	0.848	17:05:04.848
4 -	56.724	<b>30.634</b>	<b>1:27.358 (1)</b>	<b>81.55</b>		<b>17:06:32.206</b>
5 -	56.666	31.359	1:28.025 (3)	80.93	0.667	17:08:00.231
6 -	<b>56.478</b>	31.626	1:28.104	80.86	0.746	17:09:28.335
7 -	56.773	31.305	1:28.078	80.89	0.720	17:10:56.413

P18 70 S		Justin WHITE		Kawasaki NINJA 300 - Just In Graphics		
IDEAL LAP TIME : 1:26.630		BEST LAP TIME : 1:26.889		DIFFERENCE : 0.259		
LAP	SECTOR 1	SECTOR 2	LAP TIME	MPH	DIFF	TIME OF DAY
1 -		31.069	1:34.518	75.37	7.629	17:02:09.348
2 -	56.884	31.850	1:28.734	80.29	1.845	17:03:38.082
3 -	57.418	30.660	1:28.078	80.89	1.189	17:05:06.160
4 -	56.795	<b>30.612</b>	1:27.407 (2)	81.51	0.518	17:06:33.567
5 -	<b>56.018</b>	30.871	<b>1:26.889 (1)</b>	<b>81.99</b>		<b>17:08:00.456</b>
6 -	57.402	31.009	1:28.411	80.58	1.522	17:09:28.867
7 -	56.563	31.203	1:27.766 (3)	81.17	0.877	17:10:56.633

P19 97 J		Ben PLATT		Kawasaki NINJA 400 - adss ltd		
IDEAL LAP TIME : 1:27.671		BEST LAP TIME : 1:27.880		DIFFERENCE : 0.209		
LAP	SECTOR 1	SECTOR 2	LAP TIME	MPH	DIFF	TIME OF DAY
1 -		32.172	1:39.977	71.26	12.097	17:02:14.807
2 -	58.051	31.412	1:29.463	79.63	1.583	17:03:44.270
3 -	57.398	<b>31.144</b>	1:28.542	80.46	0.662	17:05:12.812
4 -	56.641	31.239	<b>1:27.880 (1)</b>	<b>81.07</b>		<b>17:06:40.692</b>
5 -	56.989	31.382	1:28.371 (3)	80.62	0.491	17:08:09.063
6 -	<b>56.527</b>	31.625	1:28.152 (2)	80.82	0.272	17:09:37.215
7 -	57.293	31.290	1:28.583	80.42	0.703	17:11:05.798

P20 55 J		Ben JOLLIFFE		Kawasaki NINJA 300 -		
IDEAL LAP TIME : 1:27.270		BEST LAP TIME : 1:27.818		DIFFERENCE : 0.548		
LAP	SECTOR 1	SECTOR 2	LAP TIME	MPH	DIFF	TIME OF DAY
1 -		32.089	1:39.159	71.85	11.341	17:02:13.989
2 -	58.472	30.986	1:29.458	79.64	1.640	17:03:43.447
3 -	57.942	31.819	1:29.761	79.37	1.943	17:05:13.208
4 -	57.590	<b>30.855</b>	1:28.445 (3)	80.55	0.627	17:06:41.653
5 -	<b>56.415</b>	31.403	<b>1:27.818 (1)</b>	<b>81.12</b>		<b>17:08:09.471</b>
6 -	56.593	32.623	1:29.216	79.85	1.398	17:09:38.687
7 -	57.121	30.976	1:28.097 (2)	80.87	0.279	17:11:06.784

Weather / Track : Cloudy / Dry

Donington Park National  
Circuit Length = 1.9790 miles  
Start: 17:00 Flag 17:10 End: 17:12

# BMCRC - MRO Championships 2021 - Rnd 5 @ Donington National

## ACU Team Green Junior Cup & Senior 300

### RACE 17 - SECTOR ANALYSIS



SECTOR 1 = FL to I1, SECTOR 2 = I1 to FL, DIFF = Difference To Personal Best Lap, P = Crossed Finish Line in Pit Lane, D = Time Disallowed

P21 118 J		Max HALL		Kawasaki NINJA 300 - Racecraft rider development		
IDEAL LAP TIME : 1:27.191		BEST LAP TIME : 1:27.904		DIFFERENCE : 0.713		
LAP	SECTOR 1	SECTOR 2	LAP TIME	MPH	DIFF	TIME OF DAY
1 -		<b>30.673</b>	1:35.123	74.89	7.219	17:02:09.953
2 -	<b>56.518</b>	31.501	1:28.019 (2)	80.94	0.115	17:03:37.972
3 -	57.067	30.837	<b>1:27.904 (1)</b>	<b>81.05</b>		<b>17:05:05.876</b>
4 -	57.764	31.231	1:28.995	80.05	1.091	17:06:34.871
5 -	57.327	31.588	1:28.915 (3)	80.12	1.011	17:08:03.786
6 -	59.987	32.148	1:32.135	77.32	4.231	17:09:35.921
7 -	58.928	32.054	1:30.982	78.30	3.078	17:11:06.903

P22 48 S		Kevin SABBARTON		Kawasaki NINJA 300 -		
IDEAL LAP TIME : 1:28.023		BEST LAP TIME : 1:28.049		DIFFERENCE : 0.026		
LAP	SECTOR 1	SECTOR 2	LAP TIME	MPH	DIFF	TIME OF DAY
1 -		31.729	1:37.239	73.26	9.190	17:02:12.069
2 -	58.586	31.679	1:30.265	78.93	2.216	17:03:42.334
3 -	57.913	31.582	1:29.495	79.60	1.446	17:05:11.829
4 -	57.877	31.746	1:29.623	79.49	1.574	17:06:41.452
5 -	57.627	31.365	1:28.992 (3)	80.05	0.943	17:08:10.444
6 -	<b>56.941</b>	31.735	1:28.676 (2)	80.34	0.627	17:09:39.120
7 -	56.967	<b>31.082</b>	<b>1:28.049 (1)</b>	<b>80.91</b>		<b>17:11:07.169</b>

P23 87 J		James CLEARY		Kawasaki NINJA 300 - Mum and Dad		
IDEAL LAP TIME : 1:27.940		BEST LAP TIME : 1:27.977		DIFFERENCE : 0.037		
LAP	SECTOR 1	SECTOR 2	LAP TIME	MPH	DIFF	TIME OF DAY
1 -		32.654	1:40.772	70.70	12.795	17:02:15.602
2 -	59.435	32.381	1:31.816	77.59	3.839	17:03:47.418
3 -	57.712	31.299	1:29.011	80.04	1.034	17:05:16.429
4 -	57.026	31.205	1:28.231 (2)	80.74	0.254	17:06:44.660
5 -	57.251	31.304	1:28.555 (3)	80.45	0.578	17:08:13.215
6 -	<b>56.935</b>	31.042	<b>1:27.977 (1)</b>	<b>80.98</b>		<b>17:09:41.192</b>
7 -	58.588	<b>31.005</b>	1:29.593	79.52	1.616	17:11:10.785

P24 400 S		Stuart THURTLÉ		Kawasaki NINJA 400 - TeamTortoise Racing		
IDEAL LAP TIME : 1:28.891		BEST LAP TIME : 1:29.060		DIFFERENCE : 0.169		
LAP	SECTOR 1	SECTOR 2	LAP TIME	MPH	DIFF	TIME OF DAY
1 -		31.557	1:37.936	72.74	8.876	17:02:12.766
2 -	58.471	31.891	1:30.362	78.84	1.302	17:03:43.128
3 -	58.024	<b>31.363</b>	1:29.387 (2)	79.70	0.327	17:05:12.515
4 -	57.978	31.508	1:29.486 (3)	79.61	0.426	17:06:42.001
5 -	57.672	31.388	<b>1:29.060 (1)</b>	<b>79.99</b>		<b>17:08:11.061</b>
6 -	<b>57.528</b>	31.966	1:29.494	79.61	0.434	17:09:40.555
7 -	58.895	31.676	1:30.571	78.66	1.511	17:11:11.126

P25 39 S		Peter PARAPANOS		Kawasaki NINJA 300 - AMR Glasgow Kawasaki		
IDEAL LAP TIME : 1:29.857		BEST LAP TIME : 1:29.920		DIFFERENCE : 0.063		
LAP	SECTOR 1	SECTOR 2	LAP TIME	MPH	DIFF	TIME OF DAY
1 -		32.242	1:39.005	71.96	9.085	17:02:13.835
2 -	58.671	32.258	1:30.929	78.35	1.009	17:03:44.764
3 -	58.269	31.727	1:29.996 (2)	79.16	0.076	17:05:14.760
4 -	<b>58.243</b>	31.988	1:30.231 (3)	78.96	0.311	17:06:44.991
5 -	58.306	<b>31.614</b>	<b>1:29.920 (1)</b>	<b>79.23</b>		<b>17:08:14.911</b>
6 -	59.148	31.809	1:30.957	78.32	1.037	17:09:45.868
7 -	59.523	31.759	1:31.282	78.05	1.362	17:11:17.150

Weather / Track : Cloudy / Dry

Donington Park National  
 Circuit Length = 1.9790 miles  
 Start: 17:00 Flag 17:10 End: 17:12

# BMCRC - MRO Championships 2021 - Rnd 5 @ Donington National

## ACU Team Green Junior Cup & Senior 300

### RACE 17 - SECTOR ANALYSIS



SECTOR 1 = FL to I1, SECTOR 2 = I1 to FL, DIFF = Difference To Personal Best Lap, P = Crossed Finish Line in Pit Lane, D = Time Disallowed

P26 18 J		George HIGGINS		Kawasaki NINJA 300 - Aztec Racing		
IDEAL LAP TIME : 1:30.837		BEST LAP TIME : 1:30.860		DIFFERENCE : 0.023		
LAP	SECTOR 1	SECTOR 2	LAP TIME	MPH	DIFF	TIME OF DAY
1 -		33.484	1:40.859	70.63	9.999	17:02:15.689
2 -	59.652	32.767	1:32.419	77.09	1.559	17:03:48.108
3 -	1:01.203	32.889	1:34.092	75.71	3.232	17:05:22.200
4 -	59.246	32.342	1:31.588 (3)	77.79	0.728	17:06:53.788
5 -	<b>59.129</b>	32.115	1:31.244 (2)	78.08	0.384	17:08:25.032
6 -	59.511	32.863	1:32.374	77.12	1.514	17:09:57.406
7 -	59.152	<b>31.708</b>	<b>1:30.860 (1)</b>	<b>78.41</b>		<b>17:11:28.266</b>

P27 0 S		Ian SOILLEUX		Kawasaki NINJA300 - BDRacing		
IDEAL LAP TIME : 1:31.129		BEST LAP TIME : 1:31.129		DIFFERENCE : 0.000		
LAP	SECTOR 1	SECTOR 2	LAP TIME	MPH	DIFF	TIME OF DAY
1 -		32.323	1:41.365	70.28	10.236	17:02:16.195
2 -	1:00.042	32.485	1:32.527	77.00	1.398	17:03:48.722
3 -	1:01.034	32.927	1:33.961	75.82	2.832	17:05:22.683
4 -	1:01.006	32.207	1:33.213	76.43	2.084	17:06:55.896
5 -	<b>59.127</b>	<b>32.002</b>	<b>1:31.129 (1)</b>	<b>78.18</b>		<b>17:08:27.025</b>
6 -	1:00.008	32.495	1:32.503 (3)	77.02	1.374	17:09:59.528
7 -	59.895	32.032	1:31.927 (2)	77.50	0.798	17:11:31.455

P28 83 S		Simon CHAPPELL		Kawasaki NINJA 300 -		
IDEAL LAP TIME : 1:32.804		BEST LAP TIME : 1:33.253		DIFFERENCE : 0.449		
LAP	SECTOR 1	SECTOR 2	LAP TIME	MPH	DIFF	TIME OF DAY
1 -		<b>32.716</b>	1:39.888	71.32	6.635	17:02:14.718
2 -	<b>1:00.088</b>	33.165	<b>1:33.253 (1)</b>	<b>76.40</b>		<b>17:03:47.971</b>
3 -	1:01.100	33.461	1:34.561	75.34	1.308	17:05:22.532
4 -	1:00.808	33.392	1:34.200 (3)	75.63	0.947	17:06:56.732
5 -	1:00.979	33.136	1:34.115 (2)	75.70	0.862	17:08:30.847
6 -	1:02.748	33.550	1:36.298	73.98	3.045	17:10:07.145
7 -	1:02.548	34.118	1:36.666	73.70	3.413	17:11:43.811

P29 64 J		Jamie MALIN		Kawasaki NINJA 300 -		
IDEAL LAP TIME : 1:34.497		BEST LAP TIME : 1:34.791		DIFFERENCE : 0.294		
LAP	SECTOR 1	SECTOR 2	LAP TIME	MPH	DIFF	TIME OF DAY
1 -		34.911	1:46.578	66.84	11.787	17:02:21.408
2 -	1:02.050	34.726	1:36.776	73.61	1.985	17:03:58.184
3 -	1:01.572	<b>33.219</b>	<b>1:34.791 (1)</b>	<b>75.16</b>		<b>17:05:32.975</b>
4 -	1:02.646	33.700	1:36.346 (3)	73.94	1.555	17:07:09.321
5 -	<b>1:01.278</b>	33.676	1:34.954 (2)	75.03	0.163	17:08:44.275
6 -	1:01.992	38.323	1:40.315	71.02	5.524	17:10:24.590
7 -	1:02.858	37.772	1:40.630	70.80	5.839	17:12:05.220

P30 22 S		Greg STUBBERFIELD		Kawasaki NINJA 300 -		
IDEAL LAP TIME : 1:44.943		BEST LAP TIME : 1:45.566		DIFFERENCE : 0.623		
LAP	SECTOR 1	SECTOR 2	LAP TIME	MPH	DIFF	TIME OF DAY
1 -		36.482	1:51.217	64.06	5.651	17:02:26.047
2 -	1:09.448	36.916	1:46.364 (2)	66.98	0.798	17:04:12.411
3 -	1:09.417	<b>36.149</b>	<b>1:45.566 (1)</b>	<b>67.48</b>		<b>17:05:57.977</b>
4 -	<b>1:08.794</b>	41.386	1:50.180	64.66	4.614	17:07:48.157
5 -	1:13.326	37.744	1:51.070	64.14	5.504	17:09:39.227
6 -	1:10.092	36.529	1:46.621 (3)	66.82	1.055	17:11:25.848

Weather / Track : Cloudy / Dry

Donington Park National  
Circuit Length = 1.9790 miles  
Start: 17:00 Flag 17:10 End: 17:12

# BMCRC - MRO Championships 2021 - Rnd 5 @ Donington National

## ACU Team Green Junior Cup & Senior 300

### RACE 17 - SECTOR ANALYSIS



SECTOR 1 = FL to I1, SECTOR 2 = I1 to FL, DIFF = Difference To Personal Best Lap, P = Crossed Finish Line in Pit Lane, D = Time Disallowed

P31 311 12S Nathan-Ellis WARD		Kawasaki NINJA 300 - Zipped up racing				
IDEAL LAP TIME : 1:32.899		BEST LAP TIME : 1:33.149		DIFFERENCE : 0.250		
LAP	SECTOR 1	SECTOR 2	LAP TIME	MPH	DIFF	TIME OF DAY
1 -		32.847	1:42.959	69.19	9.810	17:02:17.789
2 -	<b>1:00.333</b>	33.885	1:34.218	75.61	1.069	17:03:52.007
3 -	1:00.583	<b>32.566</b>	<b>1:33.149 (1)</b>	<b>76.48</b>		<b>17:05:25.156</b>
4 -	1:00.408	32.909	1:33.317 (3)	76.34	0.168	17:06:58.473
5 -	1:00.380	32.799	1:33.179 (2)	76.46	0.030	17:08:31.652
6 -	1:02.604	33.614	1:36.218	74.04	3.069	17:10:07.870

P32 45 J Jake MARSH		Kawasaki NINJA 300 - Zipped Up Racing				
IDEAL LAP TIME : 1:26.540		BEST LAP TIME : 1:27.345		DIFFERENCE : 0.805		
LAP	SECTOR 1	SECTOR 2	LAP TIME	MPH	DIFF	TIME OF DAY
1 -		31.445	1:34.146	75.67	6.801	17:02:08.976
2 -	57.040	31.173	1:28.213	80.76	0.868	17:03:37.189
3 -	56.904	31.013	1:27.917 (3)	81.03	0.572	17:05:05.106
4 -	56.728	30.802	1:27.530 (2)	81.39	0.185	17:06:32.636
5 -	56.666	<b>30.679</b>	<b>1:27.345 (1)</b>	<b>81.56</b>		<b>17:07:59.981</b>

P33 88 S David COURT		Kawasaki NINJA 300 -				
IDEAL LAP TIME : 1:32.565		BEST LAP TIME :		DIFFERENCE :		
LAP	SECTOR 1	SECTOR 2	LAP TIME	MPH	DIFF	TIME OF DAY
1 -		<b>32.315</b>	1:38.841	72.08		17:02:13.671
2 -	<b>1:00.250</b>	IN PIT	1:48.088 P	65.91		17:04:01.759

# BMCRC - MRO Championships 2021 - Rnd 5 @ Donington National

## ACU Team Green Junior Cup & Senior 300

### RACE 17 - BEST SECTORS

SECTOR 1			SECTOR 2			IDEAL / BEST COMPARISON						
POS	NO	NAME	TIME	NO	NAME	TIME	POS	NO	NAME	IDEAL	BEST	DIFF
									<b>PERFECT LAP</b>	<b>1:23.293</b>		
1	196	KIRSCH	53.967	50	McMULLAN	29.326	1	50	McMULLAN	1:23.455	1:23.455	0.000
2	8	ATKINSON	54.033	81	WALKER	29.414	2	60	DOCHERTY	1:23.558	1:23.762	0.204
3	60	DOCHERTY	54.067	60	DOCHERTY	29.491	3	81	WALKER	1:23.621	1:24.122	0.501
4	69	HUSKINSON	54.073	31	MELLOR	29.569	4	196	KIRSCH	1:23.679	1:23.679	0.000
5	50	McMULLAN	54.129	19	O'MARA	29.643	5	8	ATKINSON	1:23.739	1:23.920	0.181
6	777	HARDY	54.196	69	HUSKINSON	29.690	6	69	HUSKINSON	1:23.763	1:23.940	0.177
7	81	WALKER	54.207	8	ATKINSON	29.706	7	777	HARDY	1:23.977	1:24.037	0.060
8	30	MELLOR	54.221	196	KIRSCH	29.712	8	31	MELLOR	1:24.027	1:24.170	0.143
9	31	MELLOR	54.458	777	HARDY	29.781	9	30	MELLOR	1:24.047	1:24.179	0.132
10	61	WALKER	54.812	65	BREESE	29.794	10	19	O'MARA	1:24.692	1:25.045	0.353
11	77	WHITE	55.032	30	MELLOR	29.826	11	65	BREESE	1:24.830	1:25.034	0.204
12	65	BREESE	55.036	77	WHITE	30.038	12	77	WHITE	1:25.070	1:25.219	0.149
13	19	O'MARA	55.049	61	WALKER	30.280	13	61	WALKER	1:25.092	1:25.305	0.213
14	45	MARSH	55.861	58	WOOD	30.508	14	58	WOOD	1:26.440	1:26.505	0.065
15	58	WOOD	55.932	70	WHITE	30.612	15	45	MARSH	1:26.540	1:27.345	0.805
16	70	WHITE	56.018	66	SMITH	30.634	16	70	WHITE	1:26.630	1:26.889	0.259
17	34	ARBON	56.376	32	MURRAY	30.638	17	32	MURRAY	1:27.016	1:27.253	0.237
18	32	MURRAY	56.378	118	HALL	30.673	18	34	ARBON	1:27.074	1:27.165	0.091
19	55	JOLLIFFE	56.415	45	MARSH	30.679	19	66	SMITH	1:27.112	1:27.358	0.246
20	66	SMITH	56.478	34	ARBON	30.698	20	118	HALL	1:27.191	1:27.904	0.713
21	118	HALL	56.518	55	JOLLIFFE	30.855	21	55	JOLLIFFE	1:27.270	1:27.818	0.548
22	97	PLATT	56.527	87	CLEARY	31.005	22	97	PLATT	1:27.671	1:27.880	0.209
23	87	CLEARY	56.935	48	SABBARTON	31.082	23	87	CLEARY	1:27.940	1:27.977	0.037
24	48	SABBARTON	56.941	97	PLATT	31.144	24	48	SABBARTON	1:28.023	1:28.049	0.026
25	400	THURTLÉ	57.528	400	THURTLÉ	31.363	25	400	THURTLÉ	1:28.891	1:29.060	0.169
26	39	PARAPANOS	58.243	39	PARAPANOS	31.614	26	39	PARAPANOS	1:29.857	1:29.920	0.063
27	0	SOILLEUX	59.127	18	HIGGINS	31.708	27	18	HIGGINS	1:30.837	1:30.860	0.023
28	18	HIGGINS	59.129	0	SOILLEUX	32.002	28	0	SOILLEUX	1:31.129	1:31.129	0.000
29	83	CHAPPELL	1:00.088	88	COURT	32.315	29	88	COURT	1:32.565		
30	88	COURT	1:00.250	311	WARD	32.566	30	83	CHAPPELL	1:32.804	1:33.253	0.449
31	311	WARD	1:00.333	83	CHAPPELL	32.716	31	311	WARD	1:32.899	1:33.149	0.250
32	64	MALIN	1:01.278	64	MALIN	33.219	32	64	MALIN	1:34.497	1:34.791	0.294
33	22	STUBBERFIELD	1:08.794	22	STUBBERFIELD	36.149	33	22	STUBBERFIELD	1:44.943	1:45.566	0.623

Weather / Track : Cloudy / Dry

Donington Park National  
 Circuit Length = 1.9790 miles  
 Start: 17:00 Flag 17:10 End: 17:12

Results can be found at [www.tsl-timing.com](http://www.tsl-timing.com)

Printed - 17:42 Saturday, 04 September 2021

# BMCRC - MRO Championships 2021 - Rnd 5 @ Donington National

## ACU Team Green Junior Cup & Senior 300

### RACE 17 - STATISTICS

**Competitors Started** 33  
**Planned Start** 2021-09-04 @ 17:07:00.000  
**Actual Start** 2021-09-04 @ 17:00:34.829  
**Finish Time** 2021-09-04 @ 17:10:30.527  
**Track Length** 1.9790mi.  
**Total Laps** 222  
**Total Distance Covered** 439.3529mi.

#### Session Fastest Lap History

NO	CL	NAME	LAP TIME	TIME OF DAY	LAP	VEHICLE
60	J	Lennon DOCHERTY	1:24.739	17:03:29.800	2	Kawasaki NINJA 300
50	J	Fred McMULLAN	1:24.304	17:04:54.522	3	Kawasaki NINJA 300
31	J	Dylan MELLOR	1:24.302	17:04:55.780	3	Kawasaki NINJA 300
50	J	Fred McMULLAN	1:24.264	17:06:18.783	4	Kawasaki NINJA 300
196	J	Jack KIRSCH	1:23.679	17:06:19.056	4	Kawasaki NINJA 400
50	J	Fred McMULLAN	1:23.455	17:10:31.886	7	Kawasaki NINJA 300

#### Session Leader History

NO	CL	NAME	FROM LAP	LAPS LED	DISTANCE	VEHICLE
196	J	Jack KIRSCH	1	1	1.94 miles	Kawasaki NINJA 400
60	J	Lennon DOCHERTY	2	1	1.97 miles	Kawasaki NINJA 300
50	J	Fred McMULLAN	3	2	3.95 miles	Kawasaki NINJA 300
60	J	Lennon DOCHERTY	5	3	5.93 miles	Kawasaki NINJA 300

#### Flag History

TYPE	TIME OF DAY
GREEN	17:00:34.829
FINISH	17:10:30.527

#### Flag Statistics

TYPE	COUNT	TOTAL LAPS	TOTAL TIME
Green	1	7	11:35.130
Red	0	0	0.000
Safety Car	0	0	0.000
FCY	0	0	0.000

# BMCRC - MRO Championships 2021 - Rnd 5 @ Donington National

## ACU Team Green Junior Cup & Senior 300

### RACE 17 - STATISTICS

CLASS : J

18 Starters

#### Fastest Lap History

NO	NAME	LAP TIME	TIME OF DAY	LAP	VEHICLE
60	Lennon DOCHERTY	1:24.739	17:03:29.800	2	Kawasaki NINJA 300
50	Fred McMULLAN	1:24.304	17:04:54.522	3	Kawasaki NINJA 300
31	Dylan MELLOR	1:24.302	17:04:55.780	3	Kawasaki NINJA 300
50	Fred McMULLAN	1:24.264	17:06:18.783	4	Kawasaki NINJA 300
196	Jack KIRSCH	1:23.679	17:06:19.056	4	Kawasaki NINJA 400
50	Fred McMULLAN	1:23.455	17:10:31.886	7	Kawasaki NINJA 300

#### Leader History

NO	NAME	FROM LAP	LAPS LED	DISTANCE	VEHICLE
196	Jack KIRSCH	1	1	1.94 miles	Kawasaki NINJA 400
60	Lennon DOCHERTY	2	1	1.97 miles	Kawasaki NINJA 300
50	Fred McMULLAN	3	2	3.95 miles	Kawasaki NINJA 300
60	Lennon DOCHERTY	5	3	5.93 miles	Kawasaki NINJA 300

Weather / Track : Cloudy / Dry

Results can be found at [www.tsl-timing.com](http://www.tsl-timing.com)

Page 2 of 4

Donington Park National  
Circuit Length = 1.9790 miles  
Start: 17:00 Flag 17:10 End: 17:12

Printed - 17:42 Saturday, 04 September 2021



# BMCRC - MRO Championships 2021 - Rnd 5 @ Donington National

## ACU Team Green Junior Cup & Senior 300

### RACE 17 - STATISTICS

**CLASS : S**

14 Starters

#### Fastest Lap History

NO	NAME	LAP TIME	TIME OF DAY	LAP	VEHICLE
8	Phil ATKINSON	<b>1:25.603</b>	17:03:31.630	2	Kawasaki NINJA 300
8	Phil ATKINSON	<b>1:24.335</b>	17:04:55.965	3	Kawasaki NINJA 300
8	Phil ATKINSON	<b>1:23.920</b>	17:06:19.884	4	Kawasaki NINJA 300

#### Leader History

NO	NAME	FROM LAP	LAPS LED	DISTANCE	VEHICLE
8	Phil ATKINSON	1	7	13.81 miles	Kawasaki NINJA 300

# BMCRC - MRO Championships 2021 - Rnd 5 @ Donington National

## ACU Team Green Junior Cup & Senior 300

### RACE 17 - STATISTICS

**CLASS : 12S**

1 Starters

#### Fastest Lap History

NO	NAME	LAP TIME	TIME OF DAY	LAP	VEHICLE
311	Nathan-Ellis WARD	1:34.218	17:03:52.008	2	Kawasaki NINJA 300
311	Nathan-Ellis WARD	1:33.149	17:05:25.155	3	Kawasaki NINJA 300

#### Leader History

NO	NAME	FROM LAP	LAPS LED	DISTANCE	VEHICLE
311	Nathan-Ellis WARD	1	6	11.83 miles	Kawasaki NINJA 300

# BMCRC - MRO Championships 2021 - Rnd 5 @ Donington National



## ACU Team Green Junior Cup & Senior 300

### RACE 7 - GRID (10 Laps)

# Kawasaki

ROW 12	36		35		34	26	Nicholas BETTRIDGE						
ROW 11		33	88	David COURT	32	22	Greg STUBBERFIELD	1:45.566	31	64	Jamie MALIN	1:34.791	
ROW 10		30	83	Simon CHAPPELL	29	311	Nathan-Ellis WARD	1:33.149	28	0	Ian SOILLEUX	1:31.129	
ROW 9			27	18	George HIGGINS	26	39	Peter PARAPANOS	1:30.860	25	400	Stuart THURTLÉ	1:29.920
ROW 8		24	48	Kevin SABBARTON	23	87	James CLEARY	1:28.049	22	118	Max HALL	1:27.977	
ROW 7			21	97	Ben PLATT	20	55	Ben JOLLIFFE	1:27.880	19	66	Mark SMITH	1:27.818
ROW 6		18	45	Jake MARSH	17	32	Conor MURRAY	1:27.345	16	34	Oliver ARBON	1:27.253	
ROW 5			15	70	Justin WHITE	14	58	Matthew WOOD	1:27.165	13	61	Kathryn WALKER	1:26.889
ROW 4		12	77	Joe WHITE	11	19	James O'MARA	1:26.505	10	65	Konrad BREESE	1:25.305	
ROW 3			9	30	Owen MELLOR	8	31	Dylan MELLOR	1:25.219	7	81	Keo WALKER	1:25.045
ROW 2		6	777	Maximus HARDY	5	69	Danny HUSKINSON	1:24.179	4	8	Phil ATKINSON	1:24.170	
ROW 1			3	60	Lennon DOCHERTY	2	196	Jack KIRSCH	1:24.037	1	50	Fred McMULLAN	1:23.940
												1:23.762	
												1:23.679	
												1:23.455	
												<b>Pole</b>	

These results are provisional until the conclusion of any judicial and technical matters.

Donington Park National  
Circuit Length = 1.9790 miles

Clerk Of Course :	Stewards :	Timekeeper :
-------------------	------------	--------------

Results can be found at [www.tsl-timing.com](http://www.tsl-timing.com)

Printed - 17:14 Saturday, 04 September 2021



# BMCRC - MRO Championships 2021 - Rnd 5 @ Donington National



## ACU Team Green Junior Cup & Senior 300

### RACE 7 - CLASSIFICATION

# Kawasaki

POS	NO	CL	PIC NAME	ENTRY	LAPS	TIME	GAP	DIFF	MPH	BEST	ON
1	60	J	1 Lennon DOCHERTY	Kawasaki NINJA 300 - Doc Fit Training	10	14:02.742			84.37	1:23.237	7
2	196	J	2 Jack KIRSCH	Kawasaki NINJA 400 - Dad	10	14:02.828	0.086	0.086	84.37	1:22.733	9
3	30	J	3 Owen MELLOR	Kawasaki NINJA 300 - Team Mellor Racing	10	14:03.053	0.311	0.225	84.34	1:22.970	9
4	50	J	4 Fred McMULLAN	Kawasaki NINJA 300 - Orwell motorcycles Ipswich	10	14:04.923	2.181	1.870	84.16	1:23.436	6
5	19	J	5 James O'MARA	Kawasaki NINJA 300 - BRP Machining Ltd	10	14:05.230	2.488	0.307	84.13	1:23.342	6
6	777	J	6 Maximus HARDY	Kawasaki NINJA 400 - DAD	10	14:06.241	3.499	1.011	84.03	1:23.320	6
7	81	J	7 Keo WALKER	Kawasaki NINJA300 - Martin Wight Electrical	10	14:07.870	5.128	1.629	83.86	1:23.414	6
8	31	J	8 Dylan MELLOR	Kawasaki NINJA 300 - Team Mellor Racing	10	14:08.316	5.574	0.446	83.82	1:23.729	8
9	69	S	1 Danny HUSKINSON	Kawasaki NINJA 300 - art of racing	10	14:08.412	5.670	0.096	83.81	1:23.538	9
10	8	S	2 Phil ATKINSON	Kawasaki NINJA 300 - Rose mot centre	10	14:08.432	5.690	0.020	83.81	1:23.589	9
11	34	J	9 Oliver ARBON	Kawasaki NINJA 400 - ft plumbing and heating	10	14:26.968	24.226	18.536	82.02	1:24.950	10
12	65	S	3 Konrad BREESE	Kawasaki NINJA 300 - STIHL Racing	10	14:28.061	25.319	1.093	81.91	1:25.523	3
13	61	S	4 Kathryn WALKER	Kawasaki NINJA 300 - Think Bike Gear & AutoSmart	10	14:28.145	25.403	0.084	81.91	1:24.945	4
14	97	J	10 Ben PLATT	Kawasaki NINJA 400 - adss ltd	10	14:30.661	27.919	2.516	81.67	1:25.713	8
15	58	J	11 Matthew WOOD	Kawasaki NINJA 300 -	10	14:31.739	28.997	1.078	81.57	1:25.533	2
16	70	S	5 Justin WHITE	Kawasaki NINJA 300 - Just In Graphics	10	14:35.896	33.154	4.157	81.18	1:26.394	2
17	32	S	6 Conor MURRAY	Kawasaki NINJA 300 -	10	14:43.737	40.995	7.841	80.46	1:26.795	10
18	66	S	7 Mark SMITH	Kawasaki NINJA 300 - MHP EXHAUST'S	10	14:44.007	41.265	0.270	80.44	1:26.580	10
19	45	J	12 Jake MARSH	Kawasaki NINJA 300 - Zipped Up Racing	10	14:44.561	41.819	0.554	80.39	1:26.644	10
20	87	J	13 James CLEARY	Kawasaki NINJA 300 - Mum and Dad	10	14:44.971	42.229	0.410	80.35	1:26.741	10
21	118	J	14 Max HALL	Kawasaki NINJA 300 - Racecraft rider development	10	14:50.819	48.077	5.848	79.82	1:27.761	6
22	400	S	8 Stuart THURTLÉ	Kawasaki NINJA 400 - TeamTortoise Racing	10	15:09.215	1:06.473	18.396	78.21	1:29.584	8
23	39	S	9 Peter PARAPANOS	Kawasaki NINJA 300 - AMR Glasgow Kawasaki	10	15:12.687	1:09.945	3.472	77.91	1:29.542	6
24	48	S	10 Kevin SABBARTON	Kawasaki NINJA 300 -	10	15:13.350	1:10.608	0.663	77.85	1:29.076	9
25	55	J	15 Ben JOLLIFFE	Kawasaki NINJA 300 -	10	15:14.077	1:11.335	0.727	77.79	1:28.126	10
26	0	S	11 Ian SOILLEUX	Kawasaki NINJA300 - BDRacing	10	15:25.368	1:22.626	11.291	76.84	1:30.245	7
27	88	S	12 David COURT	Kawasaki NINJA 300 -	10	15:26.642	1:23.900	1.274	76.73	1:30.755	9
28	18	J	16 George HIGGINS	Kawasaki NINJA 300 - Aztec Racing	10	15:27.485	1:24.743	0.843	76.66	1:31.103	4
29	83	S	13 Simon CHAPPELL	Kawasaki NINJA 300 -	9	14:31.534	1 Lap	1 Lap	73.41	1:34.839	6
30	311	12S	1 Nathan-Ellis WARD	Kawasaki NINJA 300 - Zipped up racing	9	14:32.880	1 Lap	1.346	73.30	1:35.133	8

#### NOT CLASSIFIED

DNF	77	J	Joe WHITE	Kawasaki NINJA 300 - Just In Graphics /MZ CONTR	4	5:55.357	6 Laps	5 Laps	79.81	1:26.623	3
DNF	64	J	Jamie MALIN	Kawasaki NINJA 300 -	3	4:43.682	7 Laps	1 Lap	74.86	1:31.515	2

#### FASTEST LAP

196	J	Jack KIRSCH	Kawasaki NINJA 400 - Dad	9	1:22.733	86.11 mph	138.59 kph
69	S	Danny HUSKINSON	Kawasaki NINJA 300 - art of racing	9	1:23.538	85.28 mph	137.25 kph
311	12S	Nathan-Ellis WARD	Kawasaki NINJA 300 - Zipped up racing	8	1:35.133	74.89 mph	120.52 kph

Class J - 92.5% of Race Speed = 78.04 mph  
 Class S - 92.5% of Race Speed = 77.52 mph  
 Class 12S - 92.5% of Race Speed = 67.80 mph

Donington Park National: 1.9790 miles  
 Race Distance: 10 Laps / 19.79 miles  
 Start: 11:16 Flag 11:30 End: 11:31

Weather / Track : Sunny / Dry

These results are provisional until the conclusion of any judicial and technical matters.

Clerk Of Course :	Stewards :	Timekeeper :
-------------------	------------	--------------

Results can be found at [www.tsl-timing.com](http://www.tsl-timing.com)

Printed - 11:32 Sunday, 05 September 2021





# BMCRC - MRO Championships 2021 - Rnd 5 @ Donington National

## ACU Team Green Junior Cup & Senior 300

### RACE 7 - LAP CHART

<b>311</b>	1 Lap	1:36.191
<b>70</b>	33.154	1:27.531
<b>32</b>	40.995	1:26.795
<b>66</b>	41.265	1:26.580
<b>45</b>	41.819	1:26.644
<b>87</b>	42.229	1:26.741
<b>118</b>	48.077	1:30.077
<b>400</b>	1:06.473	1:29.744
<b>39</b>	1:09.945	1:30.320
<b>48</b>	1:10.608	1:29.638
<b>55</b>	1:11.335	1:28.126
<b>0</b>	1:22.626	1:30.962
<b>88</b>	1:23.900	1:31.490
<b>18</b>	1:24.743	1:32.591

# BMCRC - MRO Championships 2021 - Rnd 5 @ Donington National

## ACU Team Green Junior Cup & Senior 300

### RACE 7 - SECTOR ANALYSIS



SECTOR 1 = FL to I1, SECTOR 2 = I1 to FL, DIFF = Difference To Personal Best Lap, P = Crossed Finish Line in Pit Lane, D = Time Disallowed

P1 60 J		Lennon DOCHERTY		Kawasaki NINJA 300 - Doc Fit Training		
IDEAL LAP TIME : 1:23.039		BEST LAP TIME : 1:23.237		DIFFERENCE : 0.198		
LAP	SECTOR 1	SECTOR 2	LAP TIME	MPH	DIFF	TIME OF DAY
1 -		29.454	1:28.592	80.42	5.355	11:17:39.674
2 -	55.016	29.558	1:24.574	84.24	1.337	11:19:04.248
3 -	54.704	29.335	1:24.039	84.77	0.802	11:20:28.287
4 -	54.729	29.532	1:24.261	84.55	1.024	11:21:52.548
5 -	55.037	28.960	1:23.997	84.82	0.760	11:23:16.545
6 -	54.639	29.190	1:23.829	84.99	0.592	11:24:40.374
7 -	54.347	<b>28.890</b>	<b>1:23.237 (1)</b>	<b>85.59</b>		<b>11:26:03.611</b>
8 -	54.331	29.099	1:23.430	85.39	0.193	11:27:27.041
9 -	<b>54.149</b>	29.248	1:23.397 (3)	85.43	0.160	11:28:50.438
10 -	54.200	29.186	1:23.386 (2)	85.44	0.149	11:30:13.824

P2 196 J		Jack KIRSCH		Kawasaki NINJA 400 - Dad		
IDEAL LAP TIME : 1:22.733		BEST LAP TIME : 1:22.733		DIFFERENCE : 0.000		
LAP	SECTOR 1	SECTOR 2	LAP TIME	MPH	DIFF	TIME OF DAY
1 -		29.750	1:28.699	80.32	5.966	11:17:39.781
2 -	55.185	29.410	1:24.595	84.22	1.862	11:19:04.376
3 -	54.831	29.248	1:24.079	84.73	1.346	11:20:28.455
4 -	54.793	29.269	1:24.062	84.75	1.329	11:21:52.517
5 -	55.314	29.196	1:24.510	84.30	1.777	11:23:17.027
6 -	54.553	29.167	1:23.720	85.10	0.987	11:24:40.747
7 -	54.306	28.919	1:23.225 (2)	85.60	0.492	11:26:03.972
8 -	54.482	29.026	1:23.508 (3)	85.31	0.775	11:27:27.480
9 -	<b>53.921</b>	<b>28.812</b>	<b>1:22.733 (1)</b>	<b>86.11</b>		<b>11:28:50.213</b>
10 -	54.749	28.948	1:23.697	85.12	0.964	11:30:13.910

P3 30 J		Owen MELLOR		Kawasaki NINJA 300 - Team Mellor Racing		
IDEAL LAP TIME : 1:22.970		BEST LAP TIME : 1:22.970		DIFFERENCE : 0.000		
LAP	SECTOR 1	SECTOR 2	LAP TIME	MPH	DIFF	TIME OF DAY
1 -		29.397	1:29.308	79.77	6.338	11:17:40.390
2 -	54.829	29.584	1:24.413	84.40	1.443	11:19:04.803
3 -	54.824	29.440	1:24.264	84.55	1.294	11:20:29.067
4 -	54.953	29.443	1:24.396	84.41	1.426	11:21:53.463
5 -	54.442	28.976	1:23.418 (3)	85.40	0.448	11:23:16.881
6 -	54.508	29.193	1:23.701	85.12	0.731	11:24:40.582
7 -	54.206	29.072	1:23.278 (2)	85.55	0.308	11:26:03.860
8 -	54.335	29.189	1:23.524	85.30	0.554	11:27:27.384
9 -	<b>54.098</b>	<b>28.872</b>	<b>1:22.970 (1)</b>	<b>85.87</b>		<b>11:28:50.354</b>
10 -	54.701	29.080	1:23.781	85.03	0.811	11:30:14.135

P4 50 J		Fred McMULLAN		Kawasaki NINJA 300 - Orwell motorcycles Ipswich		
IDEAL LAP TIME : 1:23.301		BEST LAP TIME : 1:23.436		DIFFERENCE : 0.135		
LAP	SECTOR 1	SECTOR 2	LAP TIME	MPH	DIFF	TIME OF DAY
1 -		29.583	1:29.071	79.98	5.635	11:17:40.153
2 -	55.349	29.551	1:24.900	83.91	1.464	11:19:05.053
3 -	54.843	30.343	1:25.186	83.63	1.750	11:20:30.239
4 -	54.584	<b>29.081</b>	1:23.665	85.15	0.229	11:21:53.904
5 -	54.610	29.309	1:23.919	84.89	0.483	11:23:17.823
6 -	<b>54.220</b>	29.216	<b>1:23.436 (1)</b>	<b>85.39</b>		<b>11:24:41.259</b>
7 -	54.376	29.546	1:23.922	84.89	0.486	11:26:05.181
8 -	54.622	29.314	1:23.936	84.88	0.500	11:27:29.117
9 -	54.255	29.184	1:23.439 (2)	85.38	0.003	11:28:52.556
10 -	54.338	29.111	1:23.449 (3)	85.37	0.013	11:30:16.005

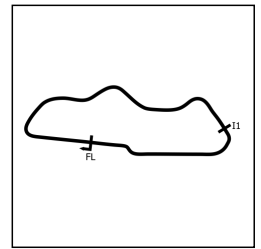
Weather / Track : Sunny / Dry

Donington Park National  
Circuit Length = 1.9790 miles  
Start: 11:16 Flag 11:30 End: 11:31

# BMCRC - MRO Championships 2021 - Rnd 5 @ Donington National

## ACU Team Green Junior Cup & Senior 300

### RACE 7 - SECTOR ANALYSIS



SECTOR 1 = FL to I1, SECTOR 2 = I1 to FL, DIFF = Difference To Personal Best Lap, P = Crossed Finish Line in Pit Lane, D = Time Disallowed

P5 19 J James O'MARA		Kawasaki NINJA 300 - BRP Machining Ltd				
IDEAL LAP TIME : 1:23.037		BEST LAP TIME : 1:23.342		DIFFERENCE : 0.305		
LAP	SECTOR 1	SECTOR 2	LAP TIME	MPH	DIFF	TIME OF DAY
1 -		30.024	1:30.559	78.67	7.217	11:17:41.641
2 -	54.353	29.806	1:24.159	84.65	0.817	11:19:05.800
3 -	54.462	30.009	1:24.471	84.34	1.129	11:20:30.271
4 -	54.643	29.290	1:23.933	84.88	0.591	11:21:54.204
5 -	54.806	29.130	1:23.936	84.88	0.594	11:23:18.140
6 -	<b>54.080</b>	29.262	<b>1:23.342 (1)</b>	<b>85.48</b>		<b>11:24:41.482</b>
7 -	54.085	29.396	1:23.481 (2)	85.34	0.139	11:26:04.963
8 -	54.389	29.324	1:23.713 (3)	85.10	0.371	11:27:28.676
9 -	54.816	<b>28.957</b>	1:23.773	85.04	0.431	11:28:52.449
10 -	54.588	29.275	1:23.863	84.95	0.521	11:30:16.312

P6 777 J Maximus HARDY		Kawasaki NINJA 400 - DAD				
IDEAL LAP TIME : 1:22.972		BEST LAP TIME : 1:23.320		DIFFERENCE : 0.348		
LAP	SECTOR 1	SECTOR 2	LAP TIME	MPH	DIFF	TIME OF DAY
1 -		29.880	1:29.592	79.52	6.272	11:17:40.674
2 -	54.517	30.132	1:24.649	84.16	1.329	11:19:05.323
3 -	54.408	29.988	1:24.396	84.41	1.076	11:20:29.719
4 -	54.818	29.155	1:23.973	84.84	0.653	11:21:53.692
5 -	55.083	29.646	1:24.729	84.08	1.409	11:23:18.421
6 -	<b>53.907</b>	29.413	<b>1:23.320 (1)</b>	<b>85.50</b>		<b>11:24:41.741</b>
7 -	53.964	29.661	1:23.625 (2)	85.19	0.305	11:26:05.366
8 -	54.174	29.735	1:23.909	84.90	0.589	11:27:29.275
9 -	54.804	29.564	1:24.368	84.44	1.048	11:28:53.643
10 -	54.615	<b>29.065</b>	1:23.680 (3)	85.14	0.360	11:30:17.323

P7 81 J Keo WALKER		Kawasaki NINJA300 - Martin Wight Elecrical				
IDEAL LAP TIME : 1:23.271		BEST LAP TIME : 1:23.414		DIFFERENCE : 0.143		
LAP	SECTOR 1	SECTOR 2	LAP TIME	MPH	DIFF	TIME OF DAY
1 -		29.637	1:28.910	80.13	5.496	11:17:39.992
2 -	55.057	29.687	1:24.744	84.07	1.330	11:19:04.736
3 -	54.734	29.453	1:24.187	84.62	0.773	11:20:28.923
4 -	54.998	29.398	1:24.396	84.41	0.982	11:21:53.319
5 -	54.981	29.300	1:24.281	84.53	0.867	11:23:17.600
6 -	54.233	<b>29.181</b>	<b>1:23.414 (1)</b>	<b>85.41</b>		<b>11:24:41.014</b>
7 -	<b>54.090</b>	29.331	1:23.421 (2)	85.40	0.007	11:26:04.435
8 -	54.287	29.839	1:24.126 (3)	84.69	0.712	11:27:28.561
9 -	55.382	30.049	1:25.431	83.39	2.017	11:28:53.992
10 -	55.572	29.388	1:24.960	83.85	1.546	11:30:18.952

P8 31 J Dylan MELLOR		Kawasaki NINJA 300 - Team Mellor Racing				
IDEAL LAP TIME : 1:23.279		BEST LAP TIME : 1:23.729		DIFFERENCE : 0.450		
LAP	SECTOR 1	SECTOR 2	LAP TIME	MPH	DIFF	TIME OF DAY
1 -		29.915	1:30.254	78.93	6.525	11:17:41.336
2 -	54.287	29.810	1:24.097	84.71	0.368	11:19:05.433
3 -	54.625	30.398	1:25.023	83.79	1.294	11:20:30.456
4 -	54.881	29.150	1:24.031	84.78	0.302	11:21:54.487
5 -	55.883	29.454	1:25.337	83.48	1.608	11:23:19.824
6 -	54.581	29.275	1:23.856 (2)	84.96	0.127	11:24:43.680
7 -	54.577	29.344	1:23.921	84.89	0.192	11:26:07.601
8 -	<b>54.135</b>	29.594	<b>1:23.729 (1)</b>	<b>85.09</b>		<b>11:27:31.330</b>
9 -	54.748	<b>29.144</b>	1:23.892 (3)	84.92	0.163	11:28:55.222
10 -	54.216	29.960	1:24.176	84.63	0.447	11:30:19.398

Weather / Track : Sunny / Dry

Donington Park National  
Circuit Length = 1.9790 miles  
Start: 11:16 Flag 11:30 End: 11:31



# BMCRC - MRO Championships 2021 - Rnd 5 @ Donington National

## ACU Team Green Junior Cup & Senior 300

### RACE 7 - SECTOR ANALYSIS



SECTOR 1 = FL to I1, SECTOR 2 = I1 to FL, DIFF = Difference To Personal Best Lap, P = Crossed Finish Line in Pit Lane, D = Time Disallowed

<b>P9 69 S</b>		<b>Danny HUSKINSON</b>		Kawasaki NINJA 300 - art of racing		
IDEAL LAP TIME : 1:23.203		BEST LAP TIME : 1:23.538		DIFFERENCE : 0.335		
LAP	SECTOR 1	SECTOR 2	LAP TIME	MPH	DIFF	TIME OF DAY
1 -		30.204	1:30.090	79.08	6.552	11:17:41.172
2 -	54.677	30.481	1:25.158	83.66	1.620	11:19:06.330
3 -	54.441	29.752	1:24.193	84.62	0.655	11:20:30.523
4 -	54.865	29.434	1:24.299	84.51	0.761	11:21:54.822
5 -	55.619	29.756	1:25.375	83.45	1.837	11:23:20.197
6 -	54.607	<b>29.190</b>	1:23.797 <b>(3)</b>	85.02	0.259	11:24:43.994
7 -	54.581	29.496	1:24.077	84.73	0.539	11:26:08.071
8 -	54.415	29.793	1:24.208	84.60	0.670	11:27:32.279
9 -	54.063	29.475	<b>1:23.538 (1)</b>	<b>85.28</b>		<b>11:28:55.817</b>
10 -	<b>54.013</b>	29.664	1:23.677 <b>(2)</b>	85.14	0.139	11:30:19.494

<b>P10 8 S</b>		<b>Phil ATKINSON</b>		Kawasaki NINJA 300 - Rose mot centre		
IDEAL LAP TIME : 1:23.161		BEST LAP TIME : 1:23.589		DIFFERENCE : 0.428		
LAP	SECTOR 1	SECTOR 2	LAP TIME	MPH	DIFF	TIME OF DAY
1 -		30.349	1:29.871	79.27	6.282	11:17:40.953
2 -	54.596	30.161	1:24.757	84.05	1.168	11:19:05.710
3 -	54.536	30.442	1:24.978	83.84	1.389	11:20:30.688
4 -	54.378	29.422	1:23.800 <b>(3)</b>	85.01	0.211	11:21:54.488
5 -	55.715	29.779	1:25.494	83.33	1.905	11:23:19.982
6 -	54.504	29.319	1:23.823	84.99	0.234	11:24:43.805
7 -	54.416	29.199	1:23.615 <b>(2)</b>	85.20	0.026	11:26:07.420
8 -	<b>54.124</b>	29.801	1:23.925	84.89	0.336	11:27:31.345
9 -	54.552	<b>29.037</b>	<b>1:23.589 (1)</b>	<b>85.23</b>		<b>11:28:54.934</b>
10 -	54.788	29.792	1:24.580	84.23	0.991	11:30:19.514

<b>P11 34 J</b>		<b>Oliver ARBON</b>		Kawasaki NINJA 400 - tt plumbing and heating		
IDEAL LAP TIME : 1:24.950		BEST LAP TIME : 1:24.950		DIFFERENCE : 0.000		
LAP	SECTOR 1	SECTOR 2	LAP TIME	MPH	DIFF	TIME OF DAY
1 -		31.175	1:32.830	76.74	7.880	11:17:43.912
2 -	55.725	29.801	1:25.526 <b>(2)</b>	83.30	0.576	11:19:09.438
3 -	55.768	29.832	1:25.600 <b>(3)</b>	83.23	0.650	11:20:35.038
4 -	55.653	30.485	1:26.138	82.71	1.188	11:22:01.176
5 -	56.314	30.400	1:26.714	82.16	1.764	11:23:27.890
6 -	56.134	30.012	1:26.146	82.70	1.196	11:24:54.036
7 -	55.674	30.199	1:25.873	82.96	0.923	11:26:19.909
8 -	56.110	31.139	1:27.249	81.65	2.299	11:27:47.158
9 -	55.439	30.503	1:25.942	82.90	0.992	11:29:13.100
10 -	<b>55.322</b>	<b>29.628</b>	<b>1:24.950 (1)</b>	<b>83.86</b>		<b>11:30:38.050</b>

<b>P12 65 S</b>		<b>Konrad BREESE</b>		Kawasaki NINJA 300 - STIHL Racing		
IDEAL LAP TIME : 1:25.369		BEST LAP TIME : 1:25.523		DIFFERENCE : 0.154		
LAP	SECTOR 1	SECTOR 2	LAP TIME	MPH	DIFF	TIME OF DAY
1 -		31.289	1:31.538	77.83	6.015	11:17:42.620
2 -	56.236	30.150	1:26.386	82.47	0.863	11:19:09.006
3 -	<b>55.588</b>	29.935	<b>1:25.523 (1)</b>	<b>83.30</b>		<b>11:20:34.529</b>
4 -	55.961	31.005	1:26.966	81.92	1.443	11:22:01.495
5 -	56.350	29.886	1:26.236	82.61	0.713	11:23:27.731
6 -	55.984	29.852	1:25.836 <b>(3)</b>	83.00	0.313	11:24:53.567
7 -	56.647	<b>29.781</b>	1:26.428	82.43	0.905	11:26:19.995
8 -	56.417	30.677	1:27.094	81.80	1.571	11:27:47.089
9 -	55.744	29.832	1:25.576 <b>(2)</b>	83.25	0.053	11:29:12.665
10 -	56.670	29.808	1:26.478	82.38	0.955	11:30:39.143

Weather / Track : Sunny / Dry

Donington Park National  
Circuit Length = 1.9790 miles  
Start: 11:16 Flag 11:30 End: 11:31

# BMCRC - MRO Championships 2021 - Rnd 5 @ Donington National

## ACU Team Green Junior Cup & Senior 300

### RACE 7 - SECTOR ANALYSIS



SECTOR 1 = FL to I1, SECTOR 2 = I1 to FL, DIFF = Difference To Personal Best Lap, P = Crossed Finish Line in Pit Lane, D = Time Disallowed

<b>P13 61 S</b>		<b>Kathryn WALKER</b>		Kawasaki NINJA 300 - Think Bike Gear & AutoSmart Preston		
IDEAL LAP TIME : 1:24.851		BEST LAP TIME : 1:24.945		DIFFERENCE : 0.094		
LAP	SECTOR 1	SECTOR 2	LAP TIME	MPH	DIFF	TIME OF DAY
1 -		31.166	1:33.498	76.20	8.553	11:17:44.580
2 -	55.902	30.931	1:26.833	82.04	1.888	11:19:11.413
3 -	55.403	<b>29.931</b>	1:25.334 (2)	83.49	0.389	11:20:36.747
4 -	<b>54.920</b>	30.025	<b>1:24.945 (1)</b>	<b>83.87</b>		<b>11:22:01.692</b>
5 -	56.352	30.338	1:26.690	82.18	1.745	11:23:28.382
6 -	55.853	30.023	1:25.876	82.96	0.931	11:24:54.258
7 -	55.784	30.201	1:25.985	82.85	1.040	11:26:20.243
8 -	56.322	30.901	1:27.223	81.68	2.278	11:27:47.466
9 -	55.587	30.419	1:26.006	82.83	1.061	11:29:13.472
10 -	55.364	30.391	1:25.755 (3)	83.08	0.810	11:30:39.227

<b>P14 97 J</b>		<b>Ben PLATT</b>		Kawasaki NINJA 400 - adss ltd		
IDEAL LAP TIME : 1:25.455		BEST LAP TIME : 1:25.713		DIFFERENCE : 0.258		
LAP	SECTOR 1	SECTOR 2	LAP TIME	MPH	DIFF	TIME OF DAY
1 -		31.174	1:33.146	76.48	7.433	11:17:44.228
2 -	55.971	30.661	1:26.632	82.24	0.919	11:19:10.860
3 -	56.263	30.492	1:26.755	82.12	1.042	11:20:37.615
4 -	<b>55.570</b>	30.582	1:26.152 (3)	82.69	0.439	11:22:03.767
5 -	55.851	30.446	1:26.297	82.55	0.584	11:23:30.064
6 -	56.258	30.107	1:26.365	82.49	0.652	11:24:56.429
7 -	55.813	30.298	1:26.111 (2)	82.73	0.398	11:26:22.540
8 -	55.828	<b>29.885</b>	<b>1:25.713 (1)</b>	<b>83.12</b>		<b>11:27:48.253</b>
9 -	56.289	30.309	1:26.598	82.27	0.885	11:29:14.851
10 -	56.529	30.363	1:26.892	81.99	1.179	11:30:41.743

<b>P15 58 J</b>		<b>Matthew WOOD</b>		Kawasaki NINJA 300 -		
IDEAL LAP TIME : 1:24.949		BEST LAP TIME : 1:25.533		DIFFERENCE : 0.584		
LAP	SECTOR 1	SECTOR 2	LAP TIME	MPH	DIFF	TIME OF DAY
1 -		30.392	1:31.611	77.77	6.078	11:17:42.693
2 -	<b>55.218</b>	30.315	<b>1:25.533 (1)</b>	<b>83.29</b>		<b>11:19:08.226</b>
3 -	55.733	30.260	1:25.993 (2)	82.85	0.460	11:20:34.219
4 -	56.225	30.399	1:26.624	82.24	1.091	11:22:00.843
5 -	56.466	30.884	1:27.350	81.56	1.817	11:23:28.193
6 -	56.526	<b>29.731</b>	1:26.257	82.59	0.724	11:24:54.450
7 -	56.259	29.872	1:26.131 (3)	82.71	0.598	11:26:20.581
8 -	56.256	29.889	1:26.145	82.70	0.612	11:27:46.726
9 -	58.809	30.270	1:29.079	79.98	3.546	11:29:15.805
10 -	56.027	30.989	1:27.016	81.87	1.483	11:30:42.821

<b>P16 70 S</b>		<b>Justin WHITE</b>		Kawasaki NINJA 300 - Just In Graphics		
IDEAL LAP TIME : 1:26.256		BEST LAP TIME : 1:26.394		DIFFERENCE : 0.138		
LAP	SECTOR 1	SECTOR 2	LAP TIME	MPH	DIFF	TIME OF DAY
1 -		31.555	1:33.817	75.94	7.423	11:17:44.899
2 -	56.179	30.215	<b>1:26.394 (1)</b>	<b>82.46</b>		<b>11:19:11.293</b>
3 -	56.117	30.639	1:26.756	82.12	0.362	11:20:38.049
4 -	<b>56.068</b>	30.549	1:26.617	82.25	0.223	11:22:04.666
5 -	56.176	30.413	1:26.589 (3)	82.28	0.195	11:23:31.255
6 -	56.231	<b>30.188</b>	1:26.419 (2)	82.44	0.025	11:24:57.674
7 -	56.482	30.640	1:27.122	81.77	0.728	11:26:24.796
8 -	56.485	30.683	1:27.168	81.73	0.774	11:27:51.964
9 -	56.805	30.678	1:27.483	81.44	1.089	11:29:19.447
10 -	56.818	30.713	1:27.531	81.39	1.137	11:30:46.978

Weather / Track : Sunny / Dry

Donington Park National  
Circuit Length = 1.9790 miles  
Start: 11:16 Flag 11:30 End: 11:31

# BMCRC - MRO Championships 2021 - Rnd 5 @ Donington National

## ACU Team Green Junior Cup & Senior 300

### RACE 7 - SECTOR ANALYSIS



SECTOR 1 = FL to I1, SECTOR 2 = I1 to FL, DIFF = Difference To Personal Best Lap, P = Crossed Finish Line in Pit Lane, D = Time Disallowed

<b>P17 32 S</b>		<b>Conor MURRAY</b>		Kawasaki NINJA 300 -		
IDEAL LAP TIME : 1:26.795		BEST LAP TIME : 1:26.795		DIFFERENCE : 0.000		
LAP	SECTOR 1	SECTOR 2	LAP TIME	MPH	DIFF	TIME OF DAY
1 -		32.837	1:35.732	74.42	8.937	11:17:46.814
2 -	57.939	30.656	1:28.595	80.41	1.800	11:19:15.409
3 -	56.725	30.938	1:27.663	81.27	0.868	11:20:43.072
4 -	56.641	30.756	1:27.397	81.52	0.602	11:22:10.469
5 -	56.991	30.777	1:27.768	81.17	0.973	11:23:38.237
6 -	56.649	30.662	1:27.311 (3)	81.60	0.516	11:25:05.548
7 -	56.907	30.739	1:27.646	81.28	0.851	11:26:33.194
8 -	57.280	30.466	1:27.746	81.19	0.951	11:28:00.940
9 -	56.708	30.376	1:27.084 (2)	81.81	0.289	11:29:28.024
<b>10 -</b>	<b>56.535</b>	<b>30.260</b>	<b>1:26.795 (1)</b>	<b>82.08</b>		<b>11:30:54.819</b>

<b>P18 66 S</b>		<b>Mark SMITH</b>		Kawasaki NINJA 300 - MHP EXHAUST'S		
IDEAL LAP TIME : 1:26.580		BEST LAP TIME : 1:26.580		DIFFERENCE : 0.000		
LAP	SECTOR 1	SECTOR 2	LAP TIME	MPH	DIFF	TIME OF DAY
1 -		31.476	1:34.727	75.21	8.147	11:17:45.809
2 -	56.819	30.736	1:27.555	81.37	0.975	11:19:13.364
3 -	57.809	30.713	1:28.522	80.48	1.942	11:20:41.886
4 -	57.273	31.080	1:28.353	80.63	1.773	11:22:10.239
5 -	56.999	30.706	1:27.705	81.23	1.125	11:23:37.944
6 -	56.642	31.188	1:27.830	81.11	1.250	11:25:05.774
7 -	56.855	30.652	1:27.507 (3)	81.41	0.927	11:26:33.281
8 -	57.415	30.438	1:27.853	81.09	1.273	11:28:01.134
9 -	57.000	30.375	1:27.375 (2)	81.54	0.795	11:29:28.509
<b>10 -</b>	<b>56.423</b>	<b>30.157</b>	<b>1:26.580 (1)</b>	<b>82.28</b>		<b>11:30:55.089</b>

<b>P19 45 J</b>		<b>Jake MARSH</b>		Kawasaki NINJA 300 - Zipped Up Racing		
IDEAL LAP TIME : 1:26.629		BEST LAP TIME : 1:26.644		DIFFERENCE : 0.015		
LAP	SECTOR 1	SECTOR 2	LAP TIME	MPH	DIFF	TIME OF DAY
1 -		31.830	1:35.360	74.71	8.716	11:17:46.442
2 -	57.510	<b>30.416</b>	1:27.926	81.02	1.282	11:19:14.368
3 -	57.722	31.268	1:28.990	80.06	2.346	11:20:43.358
4 -	56.693	30.739	1:27.432	81.48	0.788	11:22:10.790
5 -	57.185	30.647	1:27.832	81.11	1.188	11:23:38.622
6 -	56.849	30.822	1:27.671	81.26	1.027	11:25:06.293
7 -	56.805	30.483	1:27.288 (2)	81.62	0.644	11:26:33.581
8 -	57.419	30.659	1:28.078	80.89	1.434	11:28:01.659
9 -	56.797	30.543	1:27.340 (3)	81.57	0.696	11:29:28.999
<b>10 -</b>	<b>56.213</b>	<b>30.431</b>	<b>1:26.644 (1)</b>	<b>82.22</b>		<b>11:30:55.643</b>

<b>P20 87 J</b>		<b>James CLEARY</b>		Kawasaki NINJA 300 - Mum and Dad		
IDEAL LAP TIME : 1:26.578		BEST LAP TIME : 1:26.741		DIFFERENCE : 0.163		
LAP	SECTOR 1	SECTOR 2	LAP TIME	MPH	DIFF	TIME OF DAY
1 -		31.567	1:36.781	73.61	10.040	11:17:47.863
2 -	57.543	31.164	1:28.707	80.31	1.966	11:19:16.570
3 -	56.608	30.695	1:27.303	81.60	0.562	11:20:43.873
4 -	56.917	30.868	1:27.785	81.16	1.044	11:22:11.658
5 -	56.967	30.848	1:27.815	81.13	1.074	11:23:39.473
6 -	56.402	30.712	1:27.114 (2)	81.78	0.373	11:25:06.587
7 -	56.749	30.449	1:27.198 (3)	81.70	0.457	11:26:33.785
8 -	57.671	30.630	1:28.301	80.68	1.560	11:28:02.086
9 -	56.907	<b>30.319</b>	1:27.226	81.68	0.485	11:29:29.312
<b>10 -</b>	<b>56.259</b>	<b>30.482</b>	<b>1:26.741 (1)</b>	<b>82.13</b>		<b>11:30:56.053</b>

Weather / Track : Sunny / Dry

Donington Park National  
Circuit Length = 1.9790 miles  
Start: 11:16 Flag 11:30 End: 11:31

# BMCRC - MRO Championships 2021 - Rnd 5 @ Donington National

## ACU Team Green Junior Cup & Senior 300

### RACE 7 - SECTOR ANALYSIS



SECTOR 1 = FL to I1, SECTOR 2 = I1 to FL, DIFF = Difference To Personal Best Lap, P = Crossed Finish Line in Pit Lane, D = Time Disallowed

P21 118 J		Max HALL		Kawasaki NINJA 300 - Racecraft rider development		
IDEAL LAP TIME : 1:27.249		BEST LAP TIME : 1:27.761		DIFFERENCE : 0.512		
LAP	SECTOR 1	SECTOR 2	LAP TIME	MPH	DIFF	TIME OF DAY
1 -		31.947	1:35.115	74.90	7.354	11:17:46.197
2 -	57.270	30.616	1:27.886 (3)	81.06	0.125	11:19:14.083
3 -	57.847	<b>30.501</b>	1:28.348	80.64	0.587	11:20:42.431
4 -	56.993	31.148	1:28.141	80.83	0.380	11:22:10.572
5 -	57.259	30.591	1:27.850 (2)	81.10	0.089	11:23:38.422
6 -	<b>56.748</b>	31.013	<b>1:27.761 (1)</b>	<b>81.18</b>		<b>11:25:06.183</b>
7 -	57.463	30.773	1:28.236	80.74	0.475	11:26:34.419
8 -	57.618	30.956	1:28.574	80.43	0.813	11:28:02.993
9 -	57.521	31.310	1:28.831	80.20	1.070	11:29:31.824
10 -	58.891	31.186	1:30.077	79.09	2.316	11:31:01.901

P22 400 S		Stuart THURTLE		Kawasaki NINJA 400 - TeamTortoise Racing		
IDEAL LAP TIME : 1:29.445		BEST LAP TIME : 1:29.584		DIFFERENCE : 0.139		
LAP	SECTOR 1	SECTOR 2	LAP TIME	MPH	DIFF	TIME OF DAY
1 -		31.886	1:37.538	73.04	7.954	11:17:48.620
2 -	58.887	32.061	1:30.948	78.33	1.364	11:19:19.568
3 -	58.804	31.749	1:30.553	78.67	0.969	11:20:50.121
4 -	58.465	31.580	1:30.045	79.12	0.461	11:22:20.166
5 -	58.886	31.450	1:30.336	78.86	0.752	11:23:50.502
6 -	58.539	31.822	1:30.361	78.84	0.777	11:25:20.863
7 -	58.998	<b>31.414</b>	1:30.412	78.80	0.828	11:26:51.275
8 -	58.146	31.438	<b>1:29.584 (1)</b>	<b>79.53</b>		<b>11:28:20.859</b>
9 -	58.073	31.621	1:29.694 (2)	79.43	0.110	11:29:50.553
10 -	<b>58.031</b>	31.713	1:29.744 (3)	79.38	0.160	11:31:20.297

P23 39 S		Peter PARAPANOS		Kawasaki NINJA 300 - AMR Glasgow Kawasaki		
IDEAL LAP TIME : 1:29.542		BEST LAP TIME : 1:29.542		DIFFERENCE : 0.000		
LAP	SECTOR 1	SECTOR 2	LAP TIME	MPH	DIFF	TIME OF DAY
1 -		31.500	1:36.404	73.90	6.862	11:17:47.486
2 -	59.647	31.530	1:31.177	78.14	1.635	11:19:18.663
3 -	59.242	31.946	1:31.188	78.13	1.646	11:20:49.851
4 -	1:00.151	31.412	1:31.563	77.81	2.021	11:22:21.414
5 -	58.942	31.320	1:30.262 (3)	78.93	0.720	11:23:51.676
6 -	<b>58.353</b>	<b>31.189</b>	<b>1:29.542 (1)</b>	<b>79.56</b>		<b>11:25:21.218</b>
7 -	59.191	31.772	1:30.963	78.32	1.421	11:26:52.181
8 -	58.630	32.575	1:31.205	78.11	1.663	11:28:23.386
9 -	58.845	31.218	1:30.063 (2)	79.10	0.521	11:29:53.449
10 -	59.095	31.225	1:30.320	78.88	0.778	11:31:23.769

P24 48 S		Kevin SABBARTON		Kawasaki NINJA 300 -		
IDEAL LAP TIME : 1:28.989		BEST LAP TIME : 1:29.076		DIFFERENCE : 0.087		
LAP	SECTOR 1	SECTOR 2	LAP TIME	MPH	DIFF	TIME OF DAY
1 -		32.055	1:37.980	72.71	8.904	11:17:49.062
2 -	58.656	31.758	1:30.414	78.80	1.338	11:19:19.476
3 -	59.614	31.509	1:31.123	78.18	2.047	11:20:50.599
4 -	59.577	31.349	1:30.926	78.35	1.850	11:22:21.525
5 -	58.042	31.318	1:29.360 (2)	79.72	0.284	11:23:50.885
6 -	58.534	31.241	1:29.775	79.36	0.699	11:25:20.660
7 -	59.492	31.887	1:31.379	77.96	2.303	11:26:52.039
8 -	58.860	34.819	1:33.679	76.05	4.603	11:28:25.718
9 -	<b>57.906</b>	31.170	<b>1:29.076 (1)</b>	<b>79.98</b>		<b>11:29:54.794</b>
10 -	58.555	<b>31.083</b>	1:29.638 (3)	79.48	0.562	11:31:24.432

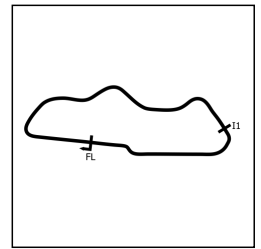
Weather / Track : Sunny / Dry

Donington Park National  
Circuit Length = 1.9790 miles  
Start: 11:16 Flag 11:30 End: 11:31

# BMCRC - MRO Championships 2021 - Rnd 5 @ Donington National

## ACU Team Green Junior Cup & Senior 300

### RACE 7 - SECTOR ANALYSIS



SECTOR 1 = FL to I1, SECTOR 2 = I1 to FL, DIFF = Difference To Personal Best Lap, P = Crossed Finish Line in Pit Lane, D = Time Disallowed

P25 55 J Ben JOLLIFFE		Kawasaki NINJA 300 -				
IDEAL LAP TIME : 1:27.427		BEST LAP TIME : 1:28.126		DIFFERENCE : 0.699		
LAP	SECTOR 1	SECTOR 2	LAP TIME	MPH	DIFF	TIME OF DAY
1 -		39.537	1:45.537	67.50	17.411	11:17:56.619
2 -	59.123	31.354	1:30.477	78.74	2.351	11:19:27.096
3 -	58.116	31.321	1:29.437	79.66	1.311	11:20:56.533
4 -	58.219	31.143	1:29.362	79.72	1.236	11:22:25.895
5 -	57.238	30.915	1:28.153 (2)	80.82	0.027	11:23:54.048
6 -	57.413	30.852	1:28.265 (3)	80.71	0.139	11:25:22.313
7 -	58.149	31.822	1:29.971	79.18	1.845	11:26:52.284
8 -	<b>56.794</b>	38.620	1:35.414	74.67	7.288	11:28:27.698
9 -	58.097	31.238	1:29.335	79.75	1.209	11:29:57.033
10 -	57.493	<b>30.633</b>	<b>1:28.126 (1)</b>	<b>80.84</b>		<b>11:31:25.159</b>

P26 0 S Ian SOILLEUX		Kawasaki NINJA300 - BDRacing				
IDEAL LAP TIME : 1:30.005		BEST LAP TIME : 1:30.245		DIFFERENCE : 0.240		
LAP	SECTOR 1	SECTOR 2	LAP TIME	MPH	DIFF	TIME OF DAY
1 -		32.891	1:44.228	68.35	13.983	11:17:55.310
2 -	1:01.767	31.894	1:33.661	76.06	3.416	11:19:28.971
3 -	59.621	31.970	1:31.591	77.78	1.346	11:21:00.562
4 -	1:00.076	32.064	1:32.140	77.32	1.895	11:22:32.702
5 -	59.444	31.472	1:30.916	78.36	0.671	11:24:03.618
6 -	59.118	31.454	1:30.572	78.66	0.327	11:25:34.190
7 -	58.643	31.602	<b>1:30.245 (1)</b>	<b>78.94</b>		<b>11:27:04.435</b>
8 -	59.175	<b>31.385</b>	1:30.560 (3)	78.67	0.315	11:28:34.995
9 -	<b>58.620</b>	31.873	1:30.493 (2)	78.73	0.248	11:30:05.488
10 -	59.161	31.801	1:30.962	78.32	0.717	11:31:36.450

P27 88 S David COURT		Kawasaki NINJA 300 -				
IDEAL LAP TIME : 1:30.248		BEST LAP TIME : 1:30.755		DIFFERENCE : 0.507		
LAP	SECTOR 1	SECTOR 2	LAP TIME	MPH	DIFF	TIME OF DAY
1 -		32.614	1:43.520	68.82	12.765	11:17:54.602
2 -	58.966	32.322	1:31.288	78.04	0.533	11:19:25.890
3 -	59.654	32.141	1:31.795	77.61	1.040	11:20:57.685
4 -	59.591	32.331	1:31.922	77.50	1.167	11:22:29.607
5 -	59.825	32.244	1:32.069	77.38	1.314	11:24:01.676
6 -	59.119	31.860	1:30.979 (2)	78.31	0.224	11:25:32.655
7 -	59.125	31.857	1:30.982 (3)	78.30	0.227	11:27:03.637
8 -	59.643	32.199	1:31.842	77.57	1.087	11:28:35.479
9 -	<b>58.563</b>	32.192	<b>1:30.755 (1)</b>	<b>78.50</b>		<b>11:30:06.234</b>
10 -	59.805	<b>31.685</b>	1:31.490	77.87	0.735	11:31:37.724

P28 18 J George HIGGINS		Kawasaki NINJA 300 - Aztec Racing				
IDEAL LAP TIME : 1:31.021		BEST LAP TIME : 1:31.103		DIFFERENCE : 0.082		
LAP	SECTOR 1	SECTOR 2	LAP TIME	MPH	DIFF	TIME OF DAY
1 -		33.160	1:39.633	71.50	8.530	11:17:50.715
2 -	59.694	32.412	1:32.106	77.35	1.003	11:19:22.821
3 -	<b>59.217</b>	32.518	1:31.735	77.66	0.632	11:20:54.556
4 -	59.218	31.885	<b>1:31.103 (1)</b>	<b>78.20</b>		<b>11:22:25.659</b>
5 -	59.668	<b>31.804</b>	1:31.472 (2)	77.88	0.369	11:23:57.131
6 -	59.769	31.896	1:31.665 (3)	77.72	0.562	11:25:28.796
7 -	59.718	32.361	1:32.079	77.37	0.976	11:27:00.875
8 -	59.761	32.299	1:32.060	77.39	0.957	11:28:32.935
9 -	1:00.395	32.646	1:33.041	76.57	1.938	11:30:05.976
10 -	1:00.614	31.977	1:32.591	76.94	1.488	11:31:38.567

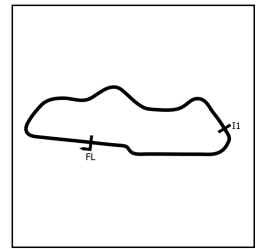
Weather / Track : Sunny / Dry

Donington Park National  
Circuit Length = 1.9790 miles  
Start: 11:16 Flag 11:30 End: 11:31

# BMCRC - MRO Championships 2021 - Rnd 5 @ Donington National

## ACU Team Green Junior Cup & Senior 300

### RACE 7 - SECTOR ANALYSIS



SECTOR 1 = FL to I1, SECTOR 2 = I1 to FL, DIFF = Difference To Personal Best Lap, P = Crossed Finish Line in Pit Lane, D = Time Disallowed

P29 83 S		Simon CHAPPELL		Kawasaki NINJA 300 -			
IDEAL LAP TIME : 1:33.996		BEST LAP TIME : 1:34.839		DIFFERENCE : 0.843			
LAP	SECTOR 1	SECTOR 2	LAP TIME	MPH	DIFF	TIME OF DAY	
1 -		33.117	1:43.681	68.71	8.842	11:17:54.763	
2 -	1:03.736	33.109	1:36.845	73.56	2.006	11:19:31.608	
3 -	1:03.238	33.424	1:36.662	73.70	1.823	11:21:08.270	
4 -	1:04.187	33.331	1:37.518	73.05	2.679	11:22:45.788	
5 -	1:03.398	32.194	1:35.592	74.53	0.753	11:24:21.380	
6 -	1:02.420	32.419	<b>1:34.839 (1)</b>	<b>75.12</b>		<b>11:25:56.219</b>	
7 -	<b>1:02.017</b>	33.198	1:35.215 (2)	74.82	0.376	11:27:31.434	
8 -	1:02.659	33.046	1:35.705	74.44	0.866	11:29:07.139	
9 -	1:03.498	<b>31.979</b>	1:35.477 (3)	74.62	0.638	11:30:42.616	

P30 311 12S		Nathan-Ellis WARD		Kawasaki NINJA 300 - Zipped up racing			
IDEAL LAP TIME : 1:34.278		BEST LAP TIME : 1:35.133		DIFFERENCE : 0.855			
LAP	SECTOR 1	SECTOR 2	LAP TIME	MPH	DIFF	TIME OF DAY	
1 -		34.741	1:44.603	68.11	9.470	11:17:55.685	
2 -	1:03.282	33.525	1:36.807	73.59	1.674	11:19:32.492	
3 -	1:03.300	33.661	1:36.961	73.47	1.828	11:21:09.453	
4 -	1:03.796	33.250	1:37.046	73.41	1.913	11:22:46.499	
5 -	1:02.084	33.416	1:35.500	74.60	0.367	11:24:21.999	
6 -	1:02.155	33.159	1:35.314 (2)	74.74	0.181	11:25:57.313	
7 -	1:02.756	<b>32.569</b>	1:35.325 (3)	74.74	0.192	11:27:32.638	
8 -	<b>1:01.709</b>	33.424	<b>1:35.133 (1)</b>	<b>74.89</b>		<b>11:29:07.771</b>	
9 -	1:02.346	33.845	1:36.191	74.06	1.058	11:30:43.962	

P31 77 J		Joe WHITE		Kawasaki NINJA 300 - Just In Graphics /MZ CONTRACTS/ Silver			
IDEAL LAP TIME : 1:26.490		BEST LAP TIME : 1:26.623		DIFFERENCE : 0.133			
LAP	SECTOR 1	SECTOR 2	LAP TIME	MPH	DIFF	TIME OF DAY	
1 -		30.797	1:31.641	77.74	5.018	11:17:42.723	
2 -	56.324	<b>30.490</b>	1:26.814 (2)	82.06	0.191	11:19:09.537	
3 -	<b>56.000</b>	30.623	<b>1:26.623 (1)</b>	<b>82.24</b>		<b>11:20:36.160</b>	
4 -	56.468	IN PIT	1:30.279 P	78.91	3.656	11:22:06.439	

P32 64 J		Jamie MALIN		Kawasaki NINJA 300 -			
IDEAL LAP TIME : 1:31.147		BEST LAP TIME : 1:31.515		DIFFERENCE : 0.368			
LAP	SECTOR 1	SECTOR 2	LAP TIME	MPH	DIFF	TIME OF DAY	
1 -		32.152	1:40.528	70.87	9.013	11:17:51.610	
2 -	<b>59.118</b>	32.397	<b>1:31.515 (1)</b>	<b>77.85</b>		<b>11:19:23.125</b>	
3 -	59.610	<b>32.029</b>	1:31.639 (2)	77.74	0.124	11:20:54.764	

# BMCRC - MRO Championships 2021 - Rnd 5 @ Donington National

## ACU Team Green Junior Cup & Senior 300

### RACE 7 - BEST SECTORS

SECTOR 1				SECTOR 2				IDEAL / BEST COMPARISON				
POS	NO	NAME	TIME	NO	NAME	TIME	POS	NO	NAME	IDEAL	BEST	DIFF
									<b>PERFECT LAP</b>	<b>1:22.719</b>		
1	777	HARDY	53.907	196	KIRSCH	28.812	1	196	KIRSCH	1:22.733	1:22.733	0.000
2	196	KIRSCH	53.921	30	MELLOR	28.872	2	30	MELLOR	1:22.970	1:22.970	0.000
3	69	HUSKINSON	54.013	60	DOCHERTY	28.890	3	777	HARDY	1:22.972	1:23.320	0.348
4	19	O'MARA	54.080	19	O'MARA	28.957	4	19	O'MARA	1:23.037	1:23.342	0.305
5	81	WALKER	54.090	8	ATKINSON	29.037	5	60	DOCHERTY	1:23.039	1:23.237	0.198
6	30	MELLOR	54.098	777	HARDY	29.065	6	8	ATKINSON	1:23.161	1:23.589	0.428
7	8	ATKINSON	54.124	50	McMULLAN	29.081	7	69	HUSKINSON	1:23.203	1:23.538	0.335
8	31	MELLOR	54.135	31	MELLOR	29.144	8	81	WALKER	1:23.271	1:23.414	0.143
9	60	DOCHERTY	54.149	81	WALKER	29.181	9	31	MELLOR	1:23.279	1:23.729	0.450
10	50	McMULLAN	54.220	69	HUSKINSON	29.190	10	50	McMULLAN	1:23.301	1:23.436	0.135
11	61	WALKER	54.920	34	ARBON	29.628	11	61	WALKER	1:24.851	1:24.945	0.094
12	58	WOOD	55.218	58	WOOD	29.731	12	58	WOOD	1:24.949	1:25.533	0.584
13	34	ARBON	55.322	65	BREESE	29.781	13	34	ARBON	1:24.950	1:24.950	0.000
14	97	PLATT	55.570	97	PLATT	29.885	14	65	BREESE	1:25.369	1:25.523	0.154
15	65	BREESE	55.588	61	WALKER	29.931	15	97	PLATT	1:25.455	1:25.713	0.258
16	77	WHITE	56.000	66	SMITH	30.157	16	70	WHITE	1:26.256	1:26.394	0.138
17	70	WHITE	56.068	70	WHITE	30.188	17	77	WHITE	1:26.490	1:26.623	0.133
18	45	MARSH	56.213	32	MURRAY	30.260	18	87	CLEARY	1:26.578	1:26.741	0.163
19	87	CLEARY	56.259	87	CLEARY	30.319	19	66	SMITH	1:26.580	1:26.580	0.000
20	66	SMITH	56.423	45	MARSH	30.416	20	45	MARSH	1:26.629	1:26.644	0.015
21	32	MURRAY	56.535	77	WHITE	30.490	21	32	MURRAY	1:26.795	1:26.795	0.000
22	118	HALL	56.748	118	HALL	30.501	22	118	HALL	1:27.249	1:27.761	0.512
23	55	JOLLIFFE	56.794	55	JOLLIFFE	30.633	23	55	JOLLIFFE	1:27.427	1:28.126	0.699
24	48	SABBARTON	57.906	48	SABBARTON	31.083	24	48	SABBARTON	1:28.989	1:29.076	0.087
25	400	THURTLE	58.031	39	PARAPANOS	31.189	25	400	THURTLE	1:29.445	1:29.584	0.139
26	39	PARAPANOS	58.353	0	SOILLEUX	31.385	26	39	PARAPANOS	1:29.542	1:29.542	0.000
27	88	COURT	58.563	400	THURTLE	31.414	27	0	SOILLEUX	1:30.005	1:30.245	0.240
28	0	SOILLEUX	58.620	88	COURT	31.685	28	88	COURT	1:30.248	1:30.755	0.507
29	64	MALIN	59.118	18	HIGGINS	31.804	29	18	HIGGINS	1:31.021	1:31.103	0.082
30	18	HIGGINS	59.217	83	CHAPPELL	31.979	30	64	MALIN	1:31.147	1:31.515	0.368
31	311	WARD	1:01.709	64	MALIN	32.029	31	83	CHAPPELL	1:33.996	1:34.839	0.843
32	83	CHAPPELL	1:02.017	311	WARD	32.569	32	311	WARD	1:34.278	1:35.133	0.855

Weather / Track : Sunny / Dry

Results can be found at [www.tsl-timing.com](http://www.tsl-timing.com)

Donington Park National  
Circuit Length = 1.9790 miles  
Start: 11:16 Flag 11:30 End: 11:31

Printed - 11:31 Sunday, 05 September 2021

# BMCRC - MRO Championships 2021 - Rnd 5 @ Donington National

## ACU Team Green Junior Cup & Senior 300

### RACE 7 - STATISTICS

Competitors Started	32
Planned Start	2021-09-05 @ 11:25:00.000
Actual Start	2021-09-05 @ 11:16:11.082
Finish Time	2021-09-05 @ 11:30:13.823
Track Length	1.9790mi.
Total Laps	305
Total Distance Covered	603.6155mi.

#### Session Fastest Lap History

NO	CL	NAME	LAP TIME	TIME OF DAY	LAP	VEHICLE
60	J	Lennon DOCHERTY	1:24.574	11:19:04.256	2	Kawasaki NINJA 300
30	J	Owen MELLOR	1:24.413	11:19:04.803	2	Kawasaki NINJA 300
31	J	Dylan MELLOR	1:24.097	11:19:05.460	2	Kawasaki NINJA 300
60	J	Lennon DOCHERTY	1:24.039	11:20:28.295	3	Kawasaki NINJA 300
777	J	Maximus HARDY	1:23.973	11:21:53.699	4	Kawasaki NINJA 400
50	J	Fred McMULLAN	1:23.665	11:21:53.933	4	Kawasaki NINJA 300
30	J	Owen MELLOR	1:23.418	11:23:16.910	5	Kawasaki NINJA 300
81	J	Keo WALKER	1:23.414	11:24:41.015	6	Kawasaki NINJA300
19	J	James O'MARA	1:23.342	11:24:41.488	6	Kawasaki NINJA 300
777	J	Maximus HARDY	1:23.320	11:24:41.748	6	Kawasaki NINJA 400
60	J	Lennon DOCHERTY	1:23.237	11:26:03.622	7	Kawasaki NINJA 300
196	J	Jack KIRSCH	1:23.225	11:26:03.995	7	Kawasaki NINJA 400
196	J	Jack KIRSCH	1:22.733	11:28:50.233	9	Kawasaki NINJA 400

#### Session Leader History

NO	CL	NAME	FROM LAP	LAPS LED	DISTANCE	VEHICLE
60	J	Lennon DOCHERTY	1	3	5.89 miles	Kawasaki NINJA 300
196	J	Jack KIRSCH	4	1	1.97 miles	Kawasaki NINJA 400
60	J	Lennon DOCHERTY	5	4	7.91 miles	Kawasaki NINJA 300
196	J	Jack KIRSCH	9	1	1.97 miles	Kawasaki NINJA 400
60	J	Lennon DOCHERTY	10	1	1.97 miles	Kawasaki NINJA 300

#### Flag History

TYPE	TIME OF DAY
GREEN	11:16:11.082
FINISH	11:30:13.823

#### Flag Statistics

TYPE	COUNT	TOTAL LAPS	TOTAL TIME
Green	1	10	15:30.515
Red	0	0	0.000
Safety Car	0	0	0.000
FCY	0	0	0.000

Weather / Track : Sunny / Dry

Donington Park National  
Circuit Length = 1.9790 miles  
Start: 11:16 Flag 11:30 End: 11:31



# BMCRC - MRO Championships 2021 - Rnd 5 @ Donington National

## ACU Team Green Junior Cup & Senior 300

### RACE 7 - STATISTICS

CLASS : J

18 Starters

#### Fastest Lap History

NO	NAME	LAP TIME	TIME OF DAY	LAP	VEHICLE
60	Lennon DOCHERTY	1:24.574	11:19:04.256	2	Kawasaki NINJA 300
30	Owen MELLOR	1:24.413	11:19:04.803	2	Kawasaki NINJA 300
31	Dylan MELLOR	1:24.097	11:19:05.460	2	Kawasaki NINJA 300
60	Lennon DOCHERTY	1:24.039	11:20:28.295	3	Kawasaki NINJA 300
777	Maximus HARDY	1:23.973	11:21:53.699	4	Kawasaki NINJA 400
50	Fred McMULLAN	1:23.665	11:21:53.933	4	Kawasaki NINJA 300
30	Owen MELLOR	1:23.418	11:23:16.910	5	Kawasaki NINJA 300
81	Keo WALKER	1:23.414	11:24:41.015	6	Kawasaki NINJA300
19	James O'MARA	1:23.342	11:24:41.488	6	Kawasaki NINJA 300
777	Maximus HARDY	1:23.320	11:24:41.748	6	Kawasaki NINJA 400
60	Lennon DOCHERTY	1:23.237	11:26:03.622	7	Kawasaki NINJA 300
196	Jack KIRSCH	1:23.225	11:26:03.995	7	Kawasaki NINJA 400
196	Jack KIRSCH	1:22.733	11:28:50.233	9	Kawasaki NINJA 400

#### Leader History

NO	NAME	FROM LAP	LAPS LED	DISTANCE	VEHICLE
60	Lennon DOCHERTY	1	3	5.89 miles	Kawasaki NINJA 300
196	Jack KIRSCH	4	1	1.97 miles	Kawasaki NINJA 400
60	Lennon DOCHERTY	5	4	7.91 miles	Kawasaki NINJA 300
196	Jack KIRSCH	9	1	1.97 miles	Kawasaki NINJA 400
60	Lennon DOCHERTY	10	1	1.97 miles	Kawasaki NINJA 300

Weather / Track : Sunny / Dry

Donington Park National  
Circuit Length = 1.9790 miles  
Start: 11:16 Flag 11:30 End: 11:31

# BMCRC - MRO Championships 2021 - Rnd 5 @ Donington National

## ACU Team Green Junior Cup & Senior 300

### RACE 7 - STATISTICS

**CLASS : S**

13 Starters

#### Fastest Lap History

NO	NAME	LAP TIME	TIME OF DAY	LAP	VEHICLE
8	Phil ATKINSON	1:24.757	11:19:05.711	2	Kawasaki NINJA 300
69	Danny HUSKINSON	1:24.193	11:20:30.486	3	Kawasaki NINJA 300
8	Phil ATKINSON	1:23.800	11:21:54.497	4	Kawasaki NINJA 300
69	Danny HUSKINSON	1:23.797	11:24:44.004	6	Kawasaki NINJA 300
8	Phil ATKINSON	1:23.615	11:26:07.418	7	Kawasaki NINJA 300
8	Phil ATKINSON	1:23.589	11:28:54.935	9	Kawasaki NINJA 300
69	Danny HUSKINSON	1:23.538	11:28:55.826	9	Kawasaki NINJA 300

#### Leader History

NO	NAME	FROM LAP	LAPS LED	DISTANCE	VEHICLE
8	Phil ATKINSON	1	2	3.92 miles	Kawasaki NINJA 300
69	Danny HUSKINSON	3	1	1.97 miles	Kawasaki NINJA 300
8	Phil ATKINSON	4	6	11.87 miles	Kawasaki NINJA 300
69	Danny HUSKINSON	10	1	1.97 miles	Kawasaki NINJA 300

Weather / Track : Sunny / Dry

Donington Park National  
Circuit Length = 1.9790 miles  
Start: 11:16 Flag 11:30 End: 11:31

# BMCRC - MRO Championships 2021 - Rnd 5 @ Donington National

## ACU Team Green Junior Cup & Senior 300

### RACE 7 - STATISTICS

CLASS : 12S

1 Starters

#### Fastest Lap History

NO	NAME	LAP TIME	TIME OF DAY	LAP	VEHICLE
311	Nathan-Ellis WARD	1:36.807	11:19:32.491	2	Kawasaki NINJA 300
311	Nathan-Ellis WARD	1:35.500	11:24:21.999	5	Kawasaki NINJA 300
311	Nathan-Ellis WARD	1:35.314	11:25:57.313	6	Kawasaki NINJA 300
311	Nathan-Ellis WARD	1:35.133	11:29:07.771	8	Kawasaki NINJA 300

#### Leader History

NO	NAME	FROM LAP	LAPS LED	DISTANCE	VEHICLE
311	Nathan-Ellis WARD	1	9	17.77 miles	Kawasaki NINJA 300

# BMCRC - MRO Championships 2021 - Rnd 5 @ Donington National



## ACU Team Green Junior Cup & Senior 300

### RACE 18 - GRID (10 Laps)

# Kawasaki

ROW 11	33	22	Greg STUBBERFIELD	1:35.133	32	311	Nathan-Ellis WARD	1:34.839	31	83	Simon CHAPPELL
ROW 10	30	64	Jamie MALIN	1:31.515	29	18	George HIGGINS	1:31.103	28	88	David COURT
ROW 9	27	0	Ian SOILLEUX	1:30.245	26	400	Stuart THURTLÉ	1:29.584	25	39	Peter PARAPANOS
ROW 8	24	48	Kevin SABBARTON	1:29.076	23	55	Ben JOLLIFFE	1:28.126	22	118	Max HALL
ROW 7	21	32	Conor MURRAY	1:26.795	20	87	James CLEARY	1:26.741	19	45	Jake MARSH
ROW 6	18	77	Joe WHITE	1:26.623	17	66	Mark SMITH	1:26.580	16	70	Justin WHITE
ROW 5	15	97	Ben PLATT	1:25.713	14	58	Matthew WOOD	1:25.533	13	65	Konrad BREESE
ROW 4	12	34	Oliver ARBON	1:24.950	11	61	Kathryn WALKER	1:24.945	10	31	Dylan MELLOR
ROW 3	9	8	Phil ATKINSON	1:23.589	8	69	Danny HUSKINSON	1:23.538	7	50	Fred McMULLAN
ROW 2	6	81	Keo WALKER	1:23.414	5	19	James O'MARA	1:23.342	4	777	Maximus HARDY
ROW 1	3	60	Lennon DOCHERTY	1:23.237	2	30	Owen MELLOR	1:22.970	1	196	Jack KIRSCH
											<b>Pole</b>

These results are provisional until the conclusion of any judicial and technical matters.

Donington Park National  
Circuit Length = 1.9790 miles

Clerk Of Course :	Stewards :	Timekeeper :
-------------------	------------	--------------

Results can be found at [www.tsl-timing.com](http://www.tsl-timing.com)

Printed - 11:34 Sunday, 05 September 2021



# BMCRC - MRO Championships 2021 - Rnd 5 @ Donington National



## ACU Team Green Junior Cup & Senior 300

### RACE 18 - CLASSIFICATION

# Kawasaki

POS	NO	CL	PIC NAME	ENTRY	LAPS	TIME	GAP	DIFF	MPH	BEST	ON
1	196	J	1 Jack KIRSCH	Kawasaki NINJA 400 - Dad	10	14:04.269			84.22	1:23.155	9
2	60	J	2 Lennon DOCHERTY	Kawasaki NINJA 300 - Doc Fit Training	10	14:04.279	0.010	0.010	84.22	1:23.382	9
3	50	J	3 Fred McMULLAN	Kawasaki NINJA 300 - Orwell motorcycles Ipswich	10	14:04.844	0.575	0.565	84.16	1:23.135	3
4	81	J	4 Keo WALKER	Kawasaki NINJA300 - Martin Wight Electrical	10	14:05.204	0.935	0.360	84.13	1:23.491	6
5	30	J	5 Owen MELLOR	Kawasaki NINJA 300 - Team Mellor Racing	10	14:06.984	2.715	1.780	83.95	1:23.845	6
6	777	J	6 Maximus HARDY	Kawasaki NINJA 400 - DAD	10	14:07.117	2.848	0.133	83.94	1:23.808	2
7	34	J	7 Oliver ARBON	Kawasaki NINJA 400 - tt plumbing and heating	10	14:13.507	9.238	6.390	83.31	1:24.433	6
8	8	S	1 Phil ATKINSON	Kawasaki NINJA 300 - Rose mot centre	10	14:14.023	9.754	0.516	83.26	1:24.099	7
9	19	J	8 James O'MARA	Kawasaki NINJA 300 - BRP Machining Ltd	10	14:14.113	9.844	0.090	83.25	1:24.242	2
10	69	S	2 Danny HUSKINSON	Kawasaki NINJA 300 - art of racing	10	14:14.639	10.370	0.526	83.20	1:23.779	2
11	61	S	3 Kathryn WALKER	Kawasaki NINJA 300 - Think Bike Gear & AutoSmart	10	14:24.432	20.163	9.793	82.26	1:24.881	6
12	65	S	4 Konrad BREESE	Kawasaki NINJA 300 - STIHL Racing	10	14:24.520	20.251	0.088	82.25	1:24.835	10
13	77	J	9 Joe WHITE	Kawasaki NINJA 300 - Just In Graphics /MZ CONTR	10	14:24.544	20.275	0.024	82.25	1:24.966	10
14	97	J	10 Ben PLATT	Kawasaki NINJA 400 - adss ltd	10	14:30.575	26.306	6.031	81.68	1:25.756	6
15	58	J	11 Matthew WOOD	Kawasaki NINJA 300 -	10	14:36.092	31.823	5.517	81.16	1:25.277	6
16	70	S	5 Justin WHITE	Kawasaki NINJA 300 - Just In Graphics	10	14:36.520	32.251	0.428	81.12	1:25.942	2
17	55	J	12 Ben JOLLIFFE	Kawasaki NINJA 300 -	10	14:39.959	35.690	3.439	80.81	1:26.096	2
18	87	J	13 James CLEARY	Kawasaki NINJA 300 - Mum and Dad	10	14:47.238	42.969	7.279	80.14	1:26.883	6
19	66	S	6 Mark SMITH	Kawasaki NINJA 300 - MHP EXHAUST'S	10	14:48.344	44.075	1.106	80.04	1:26.906	6
20	45	J	14 Jake MARSH	Kawasaki NINJA 300 - Zipped Up Racing	10	14:50.741	46.472	2.397	79.83	1:27.301	5
21	39	S	7 Peter PARAPANOS	Kawasaki NINJA 300 - AMR Glasgow Kawasaki	10	14:55.380	51.111	4.639	79.41	1:27.738	5
22	400	S	8 Stuart THURTLIE	Kawasaki NINJA 400 - TeamTortoise Racing	10	14:57.106	52.837	1.726	79.26	1:28.670	4
23	118	J	15 Max HALL	Kawasaki NINJA 300 - Racecraft rider development	10	14:58.253	53.984	1.147	79.16	1:27.765	2
24	48	S	9 Kevin SABBARTON	Kawasaki NINJA 300 -	10	15:06.085	1:01.816	7.832	78.48	1:28.903	8
25	0	S	10 Ian SOILLEUX	Kawasaki NINJA300 - BDRacing	10	15:11.703	1:07.434	5.618	77.99	1:29.664	9
26	18	J	16 George HIGGINS	Kawasaki NINJA 300 - Aztec Racing	10	15:17.223	1:12.954	5.520	77.52	1:29.726	4
27	88	S	11 David COURT	Kawasaki NINJA 300 -	10	15:18.256	1:13.987	1.033	77.44	1:30.258	2
28	64	J	17 Jamie MALIN	Kawasaki NINJA 300 -	9	14:13.401	1 Lap	1 Lap	74.97	1:32.470	7
29	83	S	12 Simon CHAPPELL	Kawasaki NINJA 300 -	9	14:15.790	1 Lap	2.389	74.76	1:33.040	7
30	311	12S	1 Nathan-Ellis WARD	Kawasaki NINJA 300 - Zipped up racing	9	14:19.851	1 Lap	4.061	74.41	1:33.910	5

#### NOT CLASSIFIED

DNF	31	J	Dylan MELLOR	Kawasaki NINJA 300 - Team Mellor Racing	2	2:54.459	8 Laps	7 Laps	80.89	1:24.638	2
-----	----	---	--------------	---	---	----------	--------	--------	-------	----------	---

#### FASTEST LAP

50	J	Fred McMULLAN	Kawasaki NINJA 300 - Orwell motorcycles Ipswich	3	1:23.135	85.69 mph	137.92 kph
69	S	Danny HUSKINSON	Kawasaki NINJA 300 - art of racing	2	1:23.779	85.04 mph	136.86 kph
311	12S	Nathan-Ellis WARD	Kawasaki NINJA 300 - Zipped up racing	5	1:33.910	75.86 mph	122.09 kph

Class J - 92.5% of Race Speed = 77.90 mph

Class S - 92.5% of Race Speed = 77.01 mph

Class 12S - 92.5% of Race Speed = 68.82 mph

Donington Park National: 1.9790 miles

Race Distance: 10 Laps / 19.79 miles

Start: 15:23 Flag 15:37 End: 15:39

Weather / Track : Sunny / Dry

These results are provisional until the conclusion of any judicial and technical matters.

Clerk Of Course :	Stewards :	Timekeeper :
-------------------	------------	--------------

Results can be found at [www.tsl-timing.com](http://www.tsl-timing.com)

Printed - 15:39 Sunday, 05 September 2021



# BMCRC - MRO Championships 2021 - Rnd 5 @ Donington National

## ACU Team Green Junior Cup & Senior 300

### RACE 18 - LAP CHART

LAP 1 @ 15:24:38.600			LAP 3 @ 15:27:27.030			LAP 5 @ 15:30:15.898			LAP 7 @ 15:33:03.876			LAP 9 @ 15:35:51.332		
NO	BEHIND	LAP TIME	NO	BEHIND	LAP TIME	NO	BEHIND	LAP TIME	NO	BEHIND	LAP TIME	NO	BEHIND	LAP TIME
60		1:27.623	60		1:24.224	60		1:24.380	60		1:24.011	60		1:23.382
196	0.124	1:27.747	30	0.391	1:24.370	196	0.174	1:24.340	81	0.270	1:24.032	83	1 Lap	1:33.370
30	0.331	1:27.954	196	0.475	1:24.370	50	0.545	1:23.715	81	0.270	1:24.032	196	0.256	1:23.155
81	0.953	1:28.576	777	0.648	1:24.081	81	0.725	1:24.356	196	0.360	1:24.003	50	0.853	1:23.516
777	1.189	1:28.812	81	0.742	1:24.489	30	0.985	1:23.950	50	0.801	1:24.229	81	1.079	1:24.071
50	1.857	1:29.480	50	1.267	1:23.135	777	1.232	1:24.003	777	1.050	1:23.911	777	1.521	1:23.885
34	1.867	1:29.490	34	2.815	1:24.815	19	3.456	1:24.798	30	1.306	1:24.454	30	1.787	1:24.063
19	2.082	1:29.705	19	2.882	1:24.988	34	3.768	1:24.821	8	4.745	1:24.099	311	1 Lap	1:34.982
31	2.198	1:29.821	69	3.247	1:24.586	8	4.060	1:25.095	19	4.944	1:24.937	34	7.082	1:24.921
8	2.442	1:30.065	8	3.361	1:24.480	69	4.095	1:24.886	69	5.143	1:24.481	19	7.093	1:24.728
69	3.312	1:30.935	65	8.884	1:26.776	65	12.616	1:25.841	65	15.638	1:25.589	8	7.416	1:25.277
97	3.600	1:31.223	97	9.173	1:27.323	61	13.018	1:25.844	61	15.687	1:25.766	69	7.671	1:25.121
65	4.668	1:32.291	61	9.643	1:26.667	77	13.331	1:25.864	77	15.824	1:25.430	61	18.798	1:25.291
58	5.081	1:32.704	77	9.746	1:27.004	70	14.383	1:26.289	97	18.556	1:26.257	77	19.223	1:25.072
77	5.274	1:32.897	70	9.834	1:26.504	97	14.521	1:26.967	34	4.769	1:24.546	65	19.330	1:24.858
70	5.818	1:33.441	55	11.312	1:27.115	55	18.606	1:27.606	19	4.944	1:24.937	97	23.784	1:26.661
61	5.923	1:33.546	58	14.803	1:32.160	58	22.005	1:26.546	69	5.143	1:24.481	70	28.528	1:27.842
55	6.531	1:34.154	66	16.495	1:29.401	66	23.069	1:27.245	55	26.368	1:28.035	58	30.084	1:25.527
66	7.675	1:35.298	118	16.617	1:29.363	87	24.000	1:27.011	66	29.374	1:27.377	55	32.471	1:27.097
87	7.727	1:35.350	87	16.943	1:29.602	118	24.469	1:28.295	87	30.109	1:27.204	87	38.670	1:28.723
45	7.856	1:35.479	39	17.500	1:29.285	39	25.120	1:27.738	39	34.212	1:28.832	66	40.103	1:30.396
118	7.919	1:35.542	400	18.208	1:29.001	45	25.537	1:27.301	118	34.359	1:28.602	45	42.848	1:27.601
39	8.207	1:35.830	45	18.630	1:29.989	400	26.719	1:28.709	45	34.821	1:29.128	39	45.303	1:29.085
400	8.437	1:36.060	0	22.785	1:30.925	88	35.208	1:30.312	400	36.710	1:29.062	118	47.478	1:30.827
0	9.748	1:37.371	48	23.325	1:30.765	88	36.222	1:30.914	48	45.988	1:29.104	400	47.893	1:29.436
88	10.545	1:38.168	18	24.966	1:30.600	18	36.329	1:30.505	0	48.184	1:30.269	48	56.368	1:28.933
48	10.967	1:38.590	64	34.516	1:33.987	64	53.119	1:32.684	18	51.299	1:30.945	0	1:00.450	1:29.664
18	11.992	1:39.615	83	37.379	1:34.879	83	55.675	1:33.747	64	1:10.740	1:32.470	18	1:05.744	1:31.227
64	14.829	1:42.452	311	38.032	1:35.076	311	57.209	1:33.910	83	1:14.327	1:33.040	88	1:06.470	1:31.481
83	16.672	1:44.295							311	1:17.837	1:34.591			
311	16.913	1:44.536												
LAP 2 @ 15:26:02.806			LAP 4 @ 15:28:51.518			LAP 6 @ 15:31:39.865			LAP 8 @ 15:34:27.950			LAP 10 @ 15:37:15.246		
NO	BEHIND	LAP TIME	NO	BEHIND	LAP TIME	NO	BEHIND	LAP TIME	NO	BEHIND	LAP TIME	NO	BEHIND	LAP TIME
60		1:24.206	60		1:24.488	60		1:23.967	60		1:24.074	196		1:23.658
30	0.245	1:24.120	196	0.214	1:24.227	81	0.249	1:23.491	81	0.390	1:24.194	60	0.010	1:23.924
196	0.329	1:24.411	81	0.749	1:24.495	196	0.368	1:24.161	196	0.483	1:24.197	50	0.575	1:23.636
81	0.477	1:23.730	50	1.210	1:24.431	50	0.583	1:24.005	50	0.719	1:23.992	81	0.935	1:23.770
777	0.791	1:23.808	30	1.415	1:25.512	30	0.863	1:23.845	777	1.018	1:24.042	30	2.715	1:24.842
19	2.118	1:24.242	777	1.609	1:25.449	777	1.150	1:23.885	19	1.018	1:24.042	777	2.848	1:25.241
34	2.224	1:24.563	19	3.038	1:24.644	19	4.018	1:24.529	196	1.018	1:24.042	64	1 Lap	1:36.317
50	2.356	1:24.705	34	3.327	1:25.000	34	4.234	1:24.433	30	1.106	1:23.874	34	9.238	1:26.070
31	2.630	1:24.638	8	3.345	1:24.472	8	4.657	1:24.564	8	5.521	1:24.850	8	9.754	1:26.252
69	2.885	1:23.779	69	3.589	1:24.830	69	4.673	1:24.545	34	5.543	1:24.848	19	9.844	1:26.665
8	3.105	1:24.869	65	11.155	1:26.759	61	13.932	1:24.881	19	5.747	1:24.877	69	10.370	1:26.613
97	6.074	1:26.680	61	11.554	1:26.399	65	14.060	1:25.411	69	5.932	1:24.863	83	1 Lap	1:35.194
65	6.332	1:25.870	77	11.847	1:26.589	77	14.405	1:25.041	61	16.889	1:25.276	311	1 Lap	1:34.133
58	6.867	1:25.992	97	11.934	1:27.249	97	16.310	1:25.756	77	17.533	1:25.783	61	20.163	1:25.279
77	6.966	1:25.898	70	12.474	1:27.128	70	17.493	1:27.077	65	17.854	1:26.290	65	20.251	1:24.835
61	7.200	1:25.483	55	15.380	1:28.556	55	22.344	1:27.705	97	20.505	1:26.023	77	20.275	1:24.966
70	7.554	1:25.942	58	19.839	1:29.524	58	23.315	1:25.277	70	24.068	1:27.768	97	26.306	1:26.436
55	8.421	1:26.096	66	20.204	1:28.197	66	26.008	1:26.906	58	27.939	1:25.975	58	31.823	1:25.653
66	11.318	1:27.849	118	20.554	1:28.425	87	26.916	1:26.883	55	28.756	1:26.462	70	32.251	1:27.637
118	11.478	1:27.765	87	21.369	1:28.914	39	29.391	1:28.238	66	33.089	1:27.789	55	35.690	1:27.133
87	11.565	1:28.044	400	22.390	1:28.670	45	29.704	1:28.134	87	33.329	1:27.294	87	42.969	1:28.213
39	12.439	1:28.438	45	22.616	1:28.474	118	29.768	1:29.266	45	38.629	1:27.882	66	44.075	1:27.886
45	12.865	1:29.215	0	28.744	1:30.447	400	31.659	1:28.907	39	39.600	1:29.462			
400	13.431	1:29.200	48	29.276	1:30.439									
0	16.084	1:30.542												
88	16.597	1:30.258												
48	16.784	1:30.023												
18	18.590	1:30.804												

Weather / Track : Sunny / Dry

# BMCRC - MRO Championships 2021 - Rnd 5 @ Donington National

## ACU Team Green Junior Cup & Senior 300

### RACE 18 - LAP CHART

<b>45</b>	46.472	1:27.538
<b>39</b>	51.111	1:29.722
<b>400</b>	52.837	1:28.858
<b>118</b>	53.984	1:30.420
<b>48</b>	1:01.816	1:29.362
<b>0</b>	1:07.434	1:30.898
<b>18</b>	1:12.954	1:31.124
<b>88</b>	1:13.987	1:31.431

# BMCRC - MRO Championships 2021 - Rnd 5 @ Donington National

## ACU Team Green Junior Cup & Senior 300

### RACE 18 - SECTOR ANALYSIS



SECTOR 1 = FL to I1, SECTOR 2 = I1 to FL, DIFF = Difference To Personal Best Lap, P = Crossed Finish Line in Pit Lane, D = Time Disallowed

P1 196 J		Jack KIRSCH		Kawasaki NINJA 400 - Dad		
IDEAL LAP TIME : 1:23.155		BEST LAP TIME : 1:23.155		DIFFERENCE : 0.000		
LAP	SECTOR 1	SECTOR 2	LAP TIME	MPH	DIFF	TIME OF DAY
1 -		29.331	1:27.747	81.19	4.592	15:24:38.724
2 -	54.601	29.810	1:24.411	84.40	1.256	15:26:03.135
3 -	54.926	29.444	1:24.370	84.44	1.215	15:27:27.505
4 -	54.783	29.444	1:24.227	84.58	1.072	15:28:51.732
5 -	54.762	29.578	1:24.340	84.47	1.185	15:30:16.072
6 -	54.323	29.838	1:24.161	84.65	1.006	15:31:40.233
7 -	54.640	29.363	1:24.003 (3)	84.81	0.848	15:33:04.236
8 -	54.627	29.570	1:24.197	84.61	1.042	15:34:28.433
9 -	<b>54.066</b>	<b>29.089</b>	<b>1:23.155 (1)</b>	<b>85.67</b>		<b>15:35:51.588</b>
10 -	54.259	29.399	1:23.658 (2)	85.16	0.503	15:37:15.246

P2 60 J		Lennon DOCHERTY		Kawasaki NINJA 300 - Doc Fit Training		
IDEAL LAP TIME : 1:23.274		BEST LAP TIME : 1:23.382		DIFFERENCE : 0.108		
LAP	SECTOR 1	SECTOR 2	LAP TIME	MPH	DIFF	TIME OF DAY
1 -		29.609	1:27.623	81.30	4.241	15:24:38.600
2 -	<b>54.077</b>	30.129	1:24.206	84.60	0.824	15:26:02.806
3 -	54.492	29.732	1:24.224	84.59	0.842	15:27:27.030
4 -	54.957	29.531	1:24.488	84.32	1.106	15:28:51.518
5 -	54.828	29.552	1:24.380	84.43	0.998	15:30:15.898
6 -	54.273	29.694	1:23.967 (3)	84.85	0.585	15:31:39.865
7 -	54.684	29.327	1:24.011	84.80	0.629	15:33:03.876
8 -	54.500	29.574	1:24.074	84.74	0.692	15:34:27.950
9 -	54.185	<b>29.197</b>	<b>1:23.382 (1)</b>	<b>85.44</b>		<b>15:35:51.332</b>
10 -	54.215	29.709	1:23.924 (2)	84.89	0.542	15:37:15.256

P3 50 J		Fred McMULLAN		Kawasaki NINJA 300 - Orwell motorcycles Ipswich		
IDEAL LAP TIME : 1:23.085		BEST LAP TIME : 1:23.135		DIFFERENCE : 0.050		
LAP	SECTOR 1	SECTOR 2	LAP TIME	MPH	DIFF	TIME OF DAY
1 -		29.959	1:29.480	79.62	6.345	15:24:40.457
2 -	54.673	30.032	1:24.705	84.11	1.570	15:26:05.162
3 -	<b>53.961</b>	29.174	<b>1:23.135 (1)</b>	<b>85.69</b>		<b>15:27:28.297</b>
4 -	54.577	29.854	1:24.431	84.38	1.296	15:28:52.728
5 -	54.319	29.396	1:23.715	85.10	0.580	15:30:16.443
6 -	54.324	29.681	1:24.005	84.81	0.870	15:31:40.448
7 -	54.702	29.527	1:24.229	84.58	1.094	15:33:04.677
8 -	54.562	29.430	1:23.992	84.82	0.857	15:34:28.669
9 -	54.392	<b>29.124</b>	1:23.516 (2)	85.30	0.381	15:35:52.185
10 -	54.446	29.190	1:23.636 (3)	85.18	0.501	15:37:15.821

P4 81 J		Keo WALKER		Kawasaki NINJA300 - Martin Wight Electrical		
IDEAL LAP TIME : 1:23.313		BEST LAP TIME : 1:23.491		DIFFERENCE : 0.178		
LAP	SECTOR 1	SECTOR 2	LAP TIME	MPH	DIFF	TIME OF DAY
1 -		29.527	1:28.576	80.43	5.085	15:24:39.553
2 -	54.065	29.665	1:23.730 (2)	85.09	0.239	15:26:03.283
3 -	55.103	<b>29.386</b>	1:24.489	84.32	0.998	15:27:27.772
4 -	54.819	29.676	1:24.495	84.32	1.004	15:28:52.267
5 -	54.573	29.783	1:24.356	84.45	0.865	15:30:16.623
6 -	<b>53.927</b>	29.564	<b>1:23.491 (1)</b>	<b>85.33</b>		<b>15:31:40.114</b>
7 -	54.590	29.442	1:24.032	84.78	0.541	15:33:04.146
8 -	54.596	29.598	1:24.194	84.62	0.703	15:34:28.340
9 -	54.529	29.542	1:24.071	84.74	0.580	15:35:52.411
10 -	54.339	29.431	1:23.770 (3)	85.05	0.279	15:37:16.181

Weather / Track : Sunny / Dry

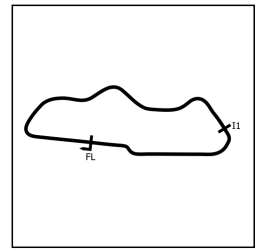
Donington Park National  
Circuit Length = 1.9790 miles  
Start: 15:23 Flag 15:37 End: 15:39



# BMCRC - MRO Championships 2021 - Rnd 5 @ Donington National

## ACU Team Green Junior Cup & Senior 300

### RACE 18 - SECTOR ANALYSIS



SECTOR 1 = FL to I1, SECTOR 2 = I1 to FL, DIFF = Difference To Personal Best Lap, P = Crossed Finish Line in Pit Lane, D = Time Disallowed

<b>P5 30 J Owen MELLOR</b>		Kawasaki NINJA 300 - Team Mellor Racing				
IDEAL LAP TIME : 1:23.344		BEST LAP TIME : 1:23.845		DIFFERENCE : 0.501		
LAP	SECTOR 1	SECTOR 2	LAP TIME	MPH	DIFF	TIME OF DAY
1 -		<b>29.313</b>	1:27.954	81.00	4.109	15:24:38.931
2 -	54.360	29.760	1:24.120	84.69	0.275	15:26:03.051
3 -	54.824	29.546	1:24.370	84.44	0.525	15:27:27.421
4 -	55.286	30.226	1:25.512	83.31	1.667	15:28:52.933
5 -	54.250	29.700	1:23.950 (3)	84.86	0.105	15:30:16.883
6 -	<b>54.031</b>	29.814	<b>1:23.845 (1)</b>	<b>84.97</b>		<b>15:31:40.728</b>
7 -	54.722	29.732	1:24.454	84.36	0.609	15:33:05.182
8 -	54.252	29.622	1:23.874 (2)	84.94	0.029	15:34:29.056
9 -	54.330	29.733	1:24.063	84.75	0.218	15:35:53.119
10 -	55.286	29.556	1:24.842	83.97	0.997	15:37:17.961

<b>P6 777 J Maximus HARDY</b>		Kawasaki NINJA 400 - DAD				
IDEAL LAP TIME : 1:23.534		BEST LAP TIME : 1:23.808		DIFFERENCE : 0.274		
LAP	SECTOR 1	SECTOR 2	LAP TIME	MPH	DIFF	TIME OF DAY
1 -		29.993	1:28.812	80.22	5.004	15:24:39.789
2 -	54.065	29.743	<b>1:23.808 (1)</b>	<b>85.01</b>		<b>15:26:03.597</b>
3 -	54.529	29.552	1:24.081	84.73	0.273	15:27:27.678
4 -	55.313	30.136	1:25.449	83.37	1.641	15:28:53.127
5 -	54.134	29.869	1:24.003	84.81	0.195	15:30:17.130
6 -	<b>53.993</b>	29.892	1:23.885 (2)	84.93	0.077	15:31:41.015
7 -	54.337	29.574	1:23.911	84.90	0.103	15:33:04.926
8 -	54.053	29.989	1:24.042	84.77	0.234	15:34:28.968
9 -	54.222	29.663	1:23.885 (2)	84.93	0.077	15:35:52.853
10 -	55.700	<b>29.541</b>	1:25.241	83.58	1.433	15:37:18.094

<b>P7 34 J Oliver ARBON</b>		Kawasaki NINJA 400 - tt plumbing and heating				
IDEAL LAP TIME : 1:24.178		BEST LAP TIME : 1:24.433		DIFFERENCE : 0.255		
LAP	SECTOR 1	SECTOR 2	LAP TIME	MPH	DIFF	TIME OF DAY
1 -		29.807	1:29.490	79.61	5.057	15:24:40.467
2 -	<b>54.484</b>	30.079	1:24.563 (3)	84.25	0.130	15:26:05.030
3 -	54.551	30.264	1:24.815	84.00	0.382	15:27:29.845
4 -	55.306	<b>29.694</b>	1:25.000	83.81	0.567	15:28:54.845
5 -	54.738	30.083	1:24.821	83.99	0.388	15:30:19.666
6 -	54.596	29.837	<b>1:24.433 (1)</b>	<b>84.38</b>		<b>15:31:44.099</b>
7 -	54.585	29.961	1:24.546 (2)	84.26	0.113	15:33:08.645
8 -	54.726	30.122	1:24.848	83.96	0.415	15:34:33.493
9 -	54.779	30.142	1:24.921	83.89	0.488	15:35:58.414
10 -	55.238	30.832	1:26.070	82.77	1.637	15:37:24.484

<b>P8 8 S Phil ATKINSON</b>		Kawasaki NINJA 300 - Rose mot centre				
IDEAL LAP TIME : 1:24.056		BEST LAP TIME : 1:24.099		DIFFERENCE : 0.043		
LAP	SECTOR 1	SECTOR 2	LAP TIME	MPH	DIFF	TIME OF DAY
1 -		29.930	1:30.065	79.10	5.966	15:24:41.042
2 -	54.465	30.404	1:24.869	83.94	0.770	15:26:05.911
3 -	<b>54.343</b>	30.137	1:24.480 (3)	84.33	0.381	15:27:30.391
4 -	54.528	29.944	1:24.472 (2)	84.34	0.373	15:28:54.863
5 -	54.931	30.164	1:25.095	83.72	0.996	15:30:19.958
6 -	54.532	30.032	1:24.564	84.25	0.465	15:31:44.522
7 -	54.386	<b>29.713</b>	<b>1:24.099 (1)</b>	<b>84.71</b>		<b>15:33:08.621</b>
8 -	54.922	29.928	1:24.850	83.96	0.751	15:34:33.471
9 -	54.986	30.291	1:25.277	83.54	1.178	15:35:58.748
10 -	55.491	30.761	1:26.252	82.60	2.153	15:37:25.000

Weather / Track : Sunny / Dry

Donington Park National  
Circuit Length = 1.9790 miles  
Start: 15:23 Flag 15:37 End: 15:39

# BMCRC - MRO Championships 2021 - Rnd 5 @ Donington National

## ACU Team Green Junior Cup & Senior 300

### RACE 18 - SECTOR ANALYSIS



SECTOR 1 = FL to I1, SECTOR 2 = I1 to FL, DIFF = Difference To Personal Best Lap, P = Crossed Finish Line in Pit Lane, D = Time Disallowed

<b>P9 19 J James O'MARA</b>		Kawasaki NINJA 300 - BRP Machining Ltd				
IDEAL LAP TIME : 1:24.242		BEST LAP TIME : 1:24.242		DIFFERENCE : 0.000		
LAP	SECTOR 1	SECTOR 2	LAP TIME	MPH	DIFF	TIME OF DAY
1 -		30.407	1:29.705	79.42	5.463	15:24:40.682
2 -	<b>54.553</b>	<b>29.689</b>	<b>1:24.242 (1)</b>	<b>84.57</b>		<b>15:26:04.924</b>
3 -	54.838	30.150	1:24.988	83.83	0.746	15:27:29.912
4 -	54.631	30.013	1:24.644 (3)	84.17	0.402	15:28:54.556
5 -	54.826	29.972	1:24.798	84.01	0.556	15:30:19.354
6 -	54.567	29.962	1:24.529 (2)	84.28	0.287	15:31:43.883
7 -	55.248	<b>29.689</b>	1:24.937	83.88	0.695	15:33:08.820
8 -	54.927	29.950	1:24.877	83.94	0.635	15:34:33.697
9 -	54.900	29.828	1:24.728	84.08	0.486	15:35:58.425
10 -	55.645	31.020	1:26.665	82.20	2.423	15:37:25.090

<b>P10 69 S Danny HUSKINSON</b>		Kawasaki NINJA 300 - art of racing				
IDEAL LAP TIME : 1:23.597		BEST LAP TIME : 1:23.779		DIFFERENCE : 0.182		
LAP	SECTOR 1	SECTOR 2	LAP TIME	MPH	DIFF	TIME OF DAY
1 -		29.966	1:30.935	78.34	7.156	15:24:41.912
2 -	<b>53.877</b>	29.902	<b>1:23.779 (1)</b>	<b>85.04</b>		<b>15:26:05.691</b>
3 -	54.302	30.284	1:24.586	84.22	0.807	15:27:30.277
4 -	54.971	29.859	1:24.830	83.98	1.051	15:28:55.107
5 -	55.045	29.841	1:24.886	83.93	1.107	15:30:19.993
6 -	54.604	29.941	1:24.545 (3)	84.27	0.766	15:31:44.538
7 -	54.761	<b>29.720</b>	1:24.481 (2)	84.33	0.702	15:33:09.019
8 -	54.911	29.952	1:24.863	83.95	1.084	15:34:33.882
9 -	55.171	29.950	1:25.121	83.70	1.342	15:35:59.003
10 -	55.551	31.062	1:26.613	82.25	2.834	15:37:25.616

<b>P11 61 S Kathryn WALKER</b>		Kawasaki NINJA 300 - Think Bike Gear & AutoSmart Preston				
IDEAL LAP TIME : 1:24.630		BEST LAP TIME : 1:24.881		DIFFERENCE : 0.251		
LAP	SECTOR 1	SECTOR 2	LAP TIME	MPH	DIFF	TIME OF DAY
1 -		31.128	1:33.546	76.16	8.665	15:24:44.523
2 -	55.066	30.417	1:25.483	83.34	0.602	15:26:10.006
3 -	55.507	31.160	1:26.667	82.20	1.786	15:27:36.673
4 -	55.883	30.516	1:26.399	82.46	1.518	15:29:03.072
5 -	55.837	<b>30.007</b>	1:25.844	82.99	0.963	15:30:28.916
6 -	<b>54.623</b>	30.258	<b>1:24.881 (1)</b>	<b>83.93</b>		<b>15:31:53.797</b>
7 -	55.154	30.612	1:25.766	83.07	0.885	15:33:19.563
8 -	55.052	30.224	1:25.276 (2)	83.54	0.395	15:34:44.839
9 -	55.222	30.069	1:25.291	83.53	0.410	15:36:10.130
10 -	54.936	30.343	1:25.279 (3)	83.54	0.398	15:37:35.409

<b>P12 65 S Konrad BREESE</b>		Kawasaki NINJA 300 - STIHL Racing				
IDEAL LAP TIME : 1:24.460		BEST LAP TIME : 1:24.835		DIFFERENCE : 0.375		
LAP	SECTOR 1	SECTOR 2	LAP TIME	MPH	DIFF	TIME OF DAY
1 -		30.348	1:32.291	77.19	7.456	15:24:43.268
2 -	55.772	30.098	1:25.870	82.97	1.035	15:26:09.138
3 -	55.925	30.851	1:26.776	82.10	1.941	15:27:35.914
4 -	56.294	30.465	1:26.759	82.11	1.924	15:29:02.673
5 -	55.878	29.963	1:25.841	82.99	1.006	15:30:28.514
6 -	55.329	30.082	1:25.411 (3)	83.41	0.576	15:31:53.925
7 -	55.392	30.197	1:25.589	83.24	0.754	15:33:19.514
8 -	55.698	30.592	1:26.290	82.56	1.455	15:34:45.804
9 -	54.962	<b>29.896</b>	1:24.858 (2)	83.95	0.023	15:36:10.662
10 -	<b>54.564</b>	30.271	<b>1:24.835 (1)</b>	<b>83.98</b>		<b>15:37:35.497</b>

Weather / Track : Sunny / Dry

Donington Park National  
Circuit Length = 1.9790 miles  
Start: 15:23 Flag 15:37 End: 15:39

# BMCRC - MRO Championships 2021 - Rnd 5 @ Donington National

## ACU Team Green Junior Cup & Senior 300

### RACE 18 - SECTOR ANALYSIS



SECTOR 1 = FL to I1, SECTOR 2 = I1 to FL, DIFF = Difference To Personal Best Lap, P = Crossed Finish Line in Pit Lane, D = Time Disallowed

P13 77 J		Joe WHITE		Kawasaki NINJA 300 - Just In Graphics /MZ CONTRACTS/ Silver			
IDEAL LAP TIME : 1:24.729		BEST LAP TIME : 1:24.966		DIFFERENCE : 0.237			
LAP	SECTOR 1	SECTOR 2	LAP TIME	MPH	DIFF	TIME OF DAY	
1 -		30.661	1:32.897	76.69	7.931	15:24:43.874	
2 -	55.403	30.495	1:25.898	82.94	0.932	15:26:09.772	
3 -	55.533	31.471	1:27.004	81.88	2.038	15:27:36.776	
4 -	56.054	30.535	1:26.589	82.28	1.623	15:29:03.365	
5 -	55.780	30.084	1:25.864	82.97	0.898	15:30:29.229	
6 -	54.870	30.171	1:25.041 (2)	83.77	0.075	15:31:54.270	
7 -	55.293	30.137	1:25.430	83.39	0.464	15:33:19.700	
8 -	55.835	29.948	1:25.783	83.05	0.817	15:34:45.483	
9 -	<b>54.832</b>	30.240	1:25.072 (3)	83.74	0.106	15:36:10.555	
10 -	55.069	<b>29.897</b>	<b>1:24.966 (1)</b>	<b>83.85</b>		<b>15:37:35.521</b>	

P14 97 J		Ben PLATT		Kawasaki NINJA 400 - adss ltd			
IDEAL LAP TIME : 1:25.621		BEST LAP TIME : 1:25.756		DIFFERENCE : 0.135			
LAP	SECTOR 1	SECTOR 2	LAP TIME	MPH	DIFF	TIME OF DAY	
1 -		30.426	1:31.223	78.10	5.467	15:24:42.200	
2 -	56.126	30.554	1:26.680	82.19	0.924	15:26:08.880	
3 -	55.544	31.779	1:27.323	81.58	1.567	15:27:36.203	
4 -	56.870	30.379	1:27.249	81.65	1.493	15:29:03.452	
5 -	56.825	<b>30.142</b>	1:26.967	81.92	1.211	15:30:30.419	
6 -	55.543	30.213	<b>1:25.756 (1)</b>	<b>83.08</b>		<b>15:31:56.175</b>	
7 -	55.933	30.324	1:26.257 (3)	82.59	0.501	15:33:22.432	
8 -	<b>55.479</b>	30.544	1:26.023 (2)	82.82	0.267	15:34:48.455	
9 -	56.255	30.406	1:26.661	82.21	0.905	15:36:15.116	
10 -	55.754	30.682	1:26.436	82.42	0.680	15:37:41.552	

P15 58 J		Matthew WOOD		Kawasaki NINJA 300 -			
IDEAL LAP TIME : 1:25.277		BEST LAP TIME : 1:25.277		DIFFERENCE : 0.000			
LAP	SECTOR 1	SECTOR 2	LAP TIME	MPH	DIFF	TIME OF DAY	
1 -		30.887	1:32.704	76.85	7.427	15:24:43.681	
2 -	55.574	30.418	1:25.992	82.85	0.715	15:26:09.673	
3 -	55.226	36.934	1:32.160	77.30	6.883	15:27:41.833	
4 -	58.514	31.010	1:29.524	79.58	4.247	15:29:11.357	
5 -	55.704	30.842	1:26.546	82.32	1.269	15:30:37.903	
6 -	<b>54.932</b>	<b>30.345</b>	<b>1:25.277 (1)</b>	<b>83.54</b>		<b>15:32:03.180</b>	
7 -	55.979	30.755	1:26.734	82.14	1.457	15:33:29.914	
8 -	55.446	30.529	1:25.975	82.86	0.698	15:34:55.889	
9 -	54.948	30.579	1:25.527 (2)	83.30	0.250	15:36:21.416	
10 -	55.171	30.482	1:25.653 (3)	83.18	0.376	15:37:47.069	

P16 70 S		Justin WHITE		Kawasaki NINJA 300 - Just In Graphics			
IDEAL LAP TIME : 1:25.799		BEST LAP TIME : 1:25.942		DIFFERENCE : 0.143			
LAP	SECTOR 1	SECTOR 2	LAP TIME	MPH	DIFF	TIME OF DAY	
1 -		31.019	1:33.441	76.24	7.499	15:24:44.418	
2 -	55.445	30.497	<b>1:25.942 (1)</b>	<b>82.90</b>		<b>15:26:10.360</b>	
3 -	<b>55.351</b>	31.153	1:26.504 (3)	82.36	0.562	15:27:36.864	
4 -	56.536	30.592	1:27.128	81.77	1.186	15:29:03.992	
5 -	55.841	<b>30.448</b>	1:26.289 (2)	82.56	0.347	15:30:30.281	
6 -	56.300	30.777	1:27.077	81.82	1.135	15:31:57.358	
7 -	56.218	30.674	1:26.892	81.99	0.950	15:33:24.250	
8 -	56.886	30.882	1:27.768	81.17	1.826	15:34:52.018	
9 -	56.737	31.105	1:27.842	81.10	1.900	15:36:19.860	
10 -	56.984	30.653	1:27.637	81.29	1.695	15:37:47.497	

Weather / Track : Sunny / Dry

Donington Park National  
Circuit Length = 1.9790 miles  
Start: 15:23 Flag 15:37 End: 15:39

# BMCRC - MRO Championships 2021 - Rnd 5 @ Donington National

## ACU Team Green Junior Cup & Senior 300

### RACE 18 - SECTOR ANALYSIS



SECTOR 1 = FL to I1, SECTOR 2 = I1 to FL, DIFF = Difference To Personal Best Lap, P = Crossed Finish Line in Pit Lane, D = Time Disallowed

P17 55 J		Ben JOLLIFFE		Kawasaki NINJA 300 -			
IDEAL LAP TIME : 1:26.096		BEST LAP TIME : 1:26.096		DIFFERENCE : 0.000			
LAP	SECTOR 1	SECTOR 2	LAP TIME	MPH	DIFF	TIME OF DAY	
1 -		31.429	1:34.154	75.66	8.058	15:24:45.131	
2 -	<b>55.563</b>	<b>30.533</b>	<b>1:26.096 (1)</b>	<b>82.75</b>		<b>15:26:11.227</b>	
3 -	56.369	30.746	1:27.115	81.78	1.019	15:27:38.342	
4 -	57.809	30.747	1:28.556	80.45	2.460	15:29:06.898	
5 -	56.927	30.679	1:27.606	81.32	1.510	15:30:34.504	
6 -	56.505	31.200	1:27.705	81.23	1.609	15:32:02.209	
7 -	56.583	31.452	1:28.035	80.92	1.939	15:33:30.244	
8 -	55.919	30.543	1:26.462 (2)	82.40	0.366	15:34:56.706	
9 -	56.190	30.907	1:27.097 (3)	81.80	1.001	15:36:23.803	
10 -	56.598	30.535	1:27.133	81.76	1.037	15:37:50.936	

P18 87 J		James CLEARY		Kawasaki NINJA 300 - Mum and Dad			
IDEAL LAP TIME : 1:26.883		BEST LAP TIME : 1:26.883		DIFFERENCE : 0.000			
LAP	SECTOR 1	SECTOR 2	LAP TIME	MPH	DIFF	TIME OF DAY	
1 -		31.482	1:35.350	74.72	8.467	15:24:46.327	
2 -	56.415	31.629	1:28.044	80.92	1.161	15:26:14.371	
3 -	57.959	31.643	1:29.602	79.51	2.719	15:27:43.973	
4 -	58.079	30.835	1:28.914	80.12	2.031	15:29:12.887	
5 -	56.381	30.630	1:27.011 (2)	81.88	0.128	15:30:39.898	
6 -	<b>56.276</b>	<b>30.607</b>	<b>1:26.883 (1)</b>	<b>82.00</b>		<b>15:32:06.781</b>	
7 -	56.479	30.725	1:27.204 (3)	81.70	0.321	15:33:33.985	
8 -	56.515	30.779	1:27.294	81.61	0.411	15:35:01.279	
9 -	57.704	31.019	1:28.723	80.30	1.840	15:36:30.002	
10 -	57.275	30.938	1:28.213	80.76	1.330	15:37:58.215	

P19 66 S		Mark SMITH		Kawasaki NINJA 300 - MHP EXHAUST'S			
IDEAL LAP TIME : 1:26.905		BEST LAP TIME : 1:26.906		DIFFERENCE : 0.001			
LAP	SECTOR 1	SECTOR 2	LAP TIME	MPH	DIFF	TIME OF DAY	
1 -		31.672	1:35.298	74.76	8.392	15:24:46.275	
2 -	56.677	31.172	1:27.849	81.10	0.943	15:26:14.124	
3 -	57.804	31.597	1:29.401	79.69	2.495	15:27:43.525	
4 -	56.914	31.283	1:28.197	80.78	1.291	15:29:11.722	
5 -	56.432	30.813	1:27.245 (2)	81.66	0.339	15:30:38.967	
6 -	<b>56.125</b>	30.781	<b>1:26.906 (1)</b>	<b>81.98</b>		<b>15:32:05.873</b>	
7 -	56.597	<b>30.780</b>	1:27.377 (3)	81.53	0.471	15:33:33.250	
8 -	56.808	30.981	1:27.789	81.15	0.883	15:35:01.039	
9 -	57.576	32.820	1:30.396	78.81	3.490	15:36:31.435	
10 -	56.877	31.009	1:27.886	81.06	0.980	15:37:59.321	

P20 45 J		Jake MARSH		Kawasaki NINJA 300 - Zipped Up Racing			
IDEAL LAP TIME : 1:27.065		BEST LAP TIME : 1:27.301		DIFFERENCE : 0.236			
LAP	SECTOR 1	SECTOR 2	LAP TIME	MPH	DIFF	TIME OF DAY	
1 -		32.230	1:35.479	74.61	8.178	15:24:46.456	
2 -	58.201	31.014	1:29.215	79.85	1.914	15:26:15.671	
3 -	57.044	32.945	1:29.989	79.17	2.688	15:27:45.660	
4 -	57.261	31.213	1:28.474	80.52	1.173	15:29:14.134	
5 -	<b>56.360</b>	30.941	<b>1:27.301 (1)</b>	<b>81.61</b>		<b>15:30:41.435</b>	
6 -	57.258	30.876	1:28.134	80.83	0.833	15:32:09.569	
7 -	57.980	31.148	1:29.128	79.93	1.827	15:33:38.697	
8 -	57.011	30.871	1:27.882	81.07	0.581	15:35:06.579	
9 -	56.896	<b>30.705</b>	1:27.601 (3)	81.33	0.300	15:36:34.180	
10 -	56.656	30.882	1:27.538 (2)	81.38	0.237	15:38:01.718	

Weather / Track : Sunny / Dry

Donington Park National  
Circuit Length = 1.9790 miles  
Start: 15:23 Flag 15:37 End: 15:39

# BMCRC - MRO Championships 2021 - Rnd 5 @ Donington National

## ACU Team Green Junior Cup & Senior 300

### RACE 18 - SECTOR ANALYSIS



SECTOR 1 = FL to I1, SECTOR 2 = I1 to FL, DIFF = Difference To Personal Best Lap, P = Crossed Finish Line in Pit Lane, D = Time Disallowed

<b>P21 39 S</b>		<b>Peter PARAPANOS</b>		Kawasaki NINJA 300 - AMR Glasgow Kawasaki			
IDEAL LAP TIME : 1:27.738		BEST LAP TIME : 1:27.738		DIFFERENCE : 0.000			
LAP	SECTOR 1	SECTOR 2	LAP TIME	MPH	DIFF	TIME OF DAY	
1 -		31.394	1:35.830	74.34	8.092	15:24:46.807	
2 -	57.327	31.111	1:28.438 (3)	80.56	0.700	15:26:15.245	
3 -	57.286	31.999	1:29.285	79.79	1.547	15:27:44.530	
4 -	57.849	30.901	1:28.750	80.27	1.012	15:29:13.280	
5 -	<b>56.892</b>	<b>30.846</b>	<b>1:27.738 (1)</b>	<b>81.20</b>		<b>15:30:41.018</b>	
6 -	57.224	31.014	1:28.238 (2)	80.74	0.500	15:32:09.256	
7 -	57.707	31.125	1:28.832	80.20	1.094	15:33:38.088	
8 -	58.294	31.168	1:29.462	79.63	1.724	15:35:07.550	
9 -	57.982	31.103	1:29.085	79.97	1.347	15:36:36.635	
10 -	58.387	31.335	1:29.722	79.40	1.984	15:38:06.357	

<b>P22 400 S</b>		<b>Stuart THURTLE</b>		Kawasaki NINJA 400 - TeamTortoise Racing			
IDEAL LAP TIME : 1:28.578		BEST LAP TIME : 1:28.670		DIFFERENCE : 0.092			
LAP	SECTOR 1	SECTOR 2	LAP TIME	MPH	DIFF	TIME OF DAY	
1 -		31.293	1:36.060	74.16	7.390	15:24:47.037	
2 -	57.951	31.249	1:29.200	79.87	0.530	15:26:16.237	
3 -	57.496	31.505	1:29.001	80.05	0.331	15:27:45.238	
4 -	57.471	<b>31.199</b>	<b>1:28.670 (1)</b>	<b>80.35</b>		<b>15:29:13.908</b>	
5 -	<b>57.379</b>	31.330	1:28.709 (2)	80.31	0.039	15:30:42.617	
6 -	57.617	31.290	1:28.907	80.13	0.237	15:32:11.524	
7 -	57.586	31.476	1:29.062	79.99	0.392	15:33:40.586	
8 -	57.601	31.602	1:29.203	79.86	0.533	15:35:09.789	
9 -	58.078	31.358	1:29.436	79.66	0.766	15:36:39.225	
10 -	57.643	31.215	1:28.858 (3)	80.18	0.188	15:38:08.083	

<b>P23 118 J</b>		<b>Max HALL</b>		Kawasaki NINJA 300 - Racecraft rider development			
IDEAL LAP TIME : 1:27.549		BEST LAP TIME : 1:27.765		DIFFERENCE : 0.216			
LAP	SECTOR 1	SECTOR 2	LAP TIME	MPH	DIFF	TIME OF DAY	
1 -		31.389	1:35.542	74.57	7.777	15:24:46.519	
2 -	<b>57.058</b>	30.707	<b>1:27.765 (1)</b>	<b>81.17</b>		<b>15:26:14.284</b>	
3 -	57.483	31.880	1:29.363	79.72	1.598	15:27:43.647	
4 -	57.565	30.860	1:28.425 (3)	80.57	0.660	15:29:12.072	
5 -	57.804	<b>30.491</b>	1:28.295 (2)	80.69	0.530	15:30:40.367	
6 -	58.621	30.645	1:29.266	79.81	1.501	15:32:09.633	
7 -	57.788	30.814	1:28.602	80.41	0.837	15:33:38.235	
8 -	58.699	31.049	1:29.748	79.38	1.983	15:35:07.983	
9 -	59.632	31.195	1:30.827	78.44	3.062	15:36:38.810	
10 -	58.819	31.601	1:30.420	78.79	2.655	15:38:09.230	

<b>P24 48 S</b>		<b>Kevin SABBARTON</b>		Kawasaki NINJA 300 -			
IDEAL LAP TIME : 1:28.777		BEST LAP TIME : 1:28.903		DIFFERENCE : 0.126			
LAP	SECTOR 1	SECTOR 2	LAP TIME	MPH	DIFF	TIME OF DAY	
1 -		31.558	1:38.590	72.26	9.687	15:24:49.567	
2 -	58.127	31.896	1:30.023	79.14	1.120	15:26:19.590	
3 -	58.014	32.751	1:30.765	78.49	1.862	15:27:50.355	
4 -	58.302	32.137	1:30.439	78.77	1.536	15:29:20.794	
5 -	58.062	32.250	1:30.312	78.88	1.409	15:30:51.106	
6 -	58.180	31.474	1:29.654	79.46	0.751	15:32:20.760	
7 -	57.658	31.446	1:29.104 (3)	79.95	0.201	15:33:49.864	
8 -	<b>57.521</b>	31.382	<b>1:28.903 (1)</b>	<b>80.13</b>		<b>15:35:18.767</b>	
9 -	57.677	<b>31.256</b>	1:28.933 (2)	80.11	0.030	15:36:47.700	
10 -	57.757	31.605	1:29.362	79.72	0.459	15:38:17.062	

Weather / Track : Sunny / Dry

Donington Park National  
Circuit Length = 1.9790 miles  
Start: 15:23 Flag 15:37 End: 15:39

# BMCRC - MRO Championships 2021 - Rnd 5 @ Donington National

## ACU Team Green Junior Cup & Senior 300

### RACE 18 - SECTOR ANALYSIS



SECTOR 1 = FL to I1, SECTOR 2 = I1 to FL, DIFF = Difference To Personal Best Lap, P = Crossed Finish Line in Pit Lane, D = Time Disallowed

P25		0 S	Ian SOILLEUX		Kawasaki NINJA300 - BDRacing		
IDEAL LAP TIME : 1:29.664		BEST LAP TIME : 1:29.664		DIFFERENCE : 0.000			
LAP	SECTOR 1	SECTOR 2	LAP TIME	MPH	DIFF	TIME OF DAY	
1 -		31.573	1:37.371	73.16	7.707	15:24:48.348	
2 -	58.856	31.686	1:30.542	78.68	0.878	15:26:18.890	
3 -	58.786	32.139	1:30.925	78.35	1.261	15:27:49.815	
4 -	58.616	31.831	1:30.447	78.77	0.783	15:29:20.262	
5 -	59.444	31.590	1:31.034	78.26	1.370	15:30:51.296	
6 -	58.994	31.501	1:30.495	78.72	0.831	15:32:21.791	
7 -	58.491	31.778	1:30.269 (3)	78.92	0.605	15:33:52.060	
8 -	58.683	31.375	1:30.058 (2)	79.11	0.394	15:35:22.118	
9 -	<b>58.303</b>	<b>31.361</b>	<b>1:29.664 (1)</b>	<b>79.45</b>		<b>15:36:51.782</b>	
10 -	59.176	31.722	1:30.898	78.38	1.234	15:38:22.680	

P26		18 J	George HIGGINS		Kawasaki NINJA 300 - Aztec Racing		
IDEAL LAP TIME : 1:29.726		BEST LAP TIME : 1:29.726		DIFFERENCE : 0.000			
LAP	SECTOR 1	SECTOR 2	LAP TIME	MPH	DIFF	TIME OF DAY	
1 -		32.214	1:39.615	71.52	9.889	15:24:50.592	
2 -	58.963	31.841	1:30.804	78.46	1.078	15:26:21.396	
3 -	58.497	32.103	1:30.600 (3)	78.63	0.874	15:27:51.996	
4 -	<b>58.117</b>	<b>31.609</b>	<b>1:29.726 (1)</b>	<b>79.40</b>		<b>15:29:21.722</b>	
5 -	58.726	31.779	1:30.505 (2)	78.72	0.779	15:30:52.227	
6 -	59.927	32.076	1:32.003	77.43	2.277	15:32:24.230	
7 -	58.829	32.116	1:30.945	78.34	1.219	15:33:55.175	
8 -	58.756	31.918	1:30.674	78.57	0.948	15:35:25.849	
9 -	59.329	31.898	1:31.227	78.09	1.501	15:36:57.076	
10 -	58.909	32.215	1:31.124	78.18	1.398	15:38:28.200	

P27		88 S	David COURT		Kawasaki NINJA 300 -		
IDEAL LAP TIME : 1:29.898		BEST LAP TIME : 1:30.258		DIFFERENCE : 0.360			
LAP	SECTOR 1	SECTOR 2	LAP TIME	MPH	DIFF	TIME OF DAY	
1 -		<b>31.461</b>	1:38.168	72.57	7.910	15:24:49.145	
2 -	<b>58.437</b>	31.821	<b>1:30.258 (1)</b>	<b>78.93</b>		<b>15:26:19.403</b>	
3 -	58.929	32.210	1:31.139	78.17	0.881	15:27:50.542	
4 -	58.767	31.897	1:30.664 (3)	78.58	0.406	15:29:21.206	
5 -	58.963	31.951	1:30.914	78.36	0.656	15:30:52.120	
6 -	59.343	32.350	1:31.693	77.70	1.435	15:32:23.813	
7 -	58.639	32.018	1:30.657 (2)	78.58	0.399	15:33:54.470	
8 -	59.444	32.407	1:31.851	77.56	1.593	15:35:26.321	
9 -	59.550	31.931	1:31.481	77.88	1.223	15:36:57.802	
10 -	59.035	32.396	1:31.431	77.92	1.173	15:38:29.233	

P28		64 J	Jamie MALIN		Kawasaki NINJA 300 -		
IDEAL LAP TIME : 1:32.386		BEST LAP TIME : 1:32.470		DIFFERENCE : 0.084			
LAP	SECTOR 1	SECTOR 2	LAP TIME	MPH	DIFF	TIME OF DAY	
1 -		33.929	1:42.452	69.54	9.982	15:24:53.429	
2 -	1:00.824	33.306	1:34.130	75.68	1.660	15:26:27.559	
3 -	1:00.148	33.839	1:33.987	75.80	1.517	15:28:01.546	
4 -	1:01.255	33.532	1:34.787	75.16	2.317	15:29:36.333	
5 -	1:00.375	32.309	1:32.684 (2)	76.87	0.214	15:31:09.017	
6 -	1:00.163	32.966	1:33.129 (3)	76.50	0.659	15:32:42.146	
7 -	1:00.207	<b>32.263</b>	<b>1:32.470 (1)</b>	<b>77.04</b>		<b>15:34:14.616</b>	
8 -	<b>1:00.123</b>	33.322	1:33.445	76.24	0.975	15:35:48.061	
9 -	1:02.888	33.429	1:36.317	73.97	3.847	15:37:24.378	

Weather / Track : Sunny / Dry

Donington Park National  
Circuit Length = 1.9790 miles  
Start: 15:23 Flag 15:37 End: 15:39

# BMCRC - MRO Championships 2021 - Rnd 5 @ Donington National

## ACU Team Green Junior Cup & Senior 300

### RACE 18 - SECTOR ANALYSIS



SECTOR 1 = FL to I1, SECTOR 2 = I1 to FL, DIFF = Difference To Personal Best Lap, P = Crossed Finish Line in Pit Lane, D = Time Disallowed

P29 83 S		Simon CHAPPELL		Kawasaki NINJA 300 -			
IDEAL LAP TIME : 1:32.567		BEST LAP TIME : 1:33.040		DIFFERENCE : 0.473			
LAP	SECTOR 1	SECTOR 2	LAP TIME	MPH	DIFF	TIME OF DAY	
1 -		35.110	1:44.295	68.31	11.255	15:24:55.272	
2 -	1:01.145	33.113	1:34.258	75.58	1.218	15:26:29.530	
3 -	1:02.346	32.533	1:34.879	75.09	1.839	15:28:04.409	
4 -	<b>1:00.323</b>	33.094	1:33.417 (3)	76.26	0.377	15:29:37.826	
5 -	1:01.066	32.681	1:33.747	75.99	0.707	15:31:11.573	
6 -	1:00.612	32.978	1:33.590	76.12	0.550	15:32:45.163	
7 -	1:00.550	32.490	<b>1:33.040 (1)</b>	<b>76.57</b>		<b>15:34:18.203</b>	
8 -	1:01.126	<b>32.244</b>	1:33.370 (2)	76.30	0.330	15:35:51.573	
9 -	1:02.098	33.096	1:35.194	74.84	2.154	15:37:26.767	

P30 311 12S		Nathan-Ellis WARD		Kawasaki NINJA 300 - Zipped up racing			
IDEAL LAP TIME : 1:33.753		BEST LAP TIME : 1:33.910		DIFFERENCE : 0.157			
LAP	SECTOR 1	SECTOR 2	LAP TIME	MPH	DIFF	TIME OF DAY	
1 -		35.973	1:44.536	68.15	10.626	15:24:55.513	
2 -	1:01.328	33.145	1:34.473	75.41	0.563	15:26:29.986	
3 -	1:01.444	33.632	1:35.076	74.93	1.166	15:28:05.062	
4 -	<b>1:00.799</b>	33.336	1:34.135	75.68	0.225	15:29:39.197	
5 -	1:00.956	<b>32.954</b>	<b>1:33.910 (1)</b>	<b>75.86</b>		<b>15:31:13.107</b>	
6 -	1:00.816	33.199	1:34.015 (2)	75.78	0.105	15:32:47.122	
7 -	1:01.349	33.242	1:34.591	75.32	0.681	15:34:21.713	
8 -	1:01.898	33.084	1:34.982	75.01	1.072	15:35:56.695	
9 -	1:00.998	33.135	1:34.133 (3)	75.68	0.223	15:37:30.828	

P31 31 J		Dylan MELLOR		Kawasaki NINJA 300 - Team Mellor Racing			
IDEAL LAP TIME : 1:24.556		BEST LAP TIME : 1:24.638		DIFFERENCE : 0.082			
LAP	SECTOR 1	SECTOR 2	LAP TIME	MPH	DIFF	TIME OF DAY	
1 -		<b>29.988</b>	1:29.821	79.32	5.183	15:24:40.798	
2 -	54.588	30.050	<b>1:24.638 (1)</b>	<b>84.17</b>		<b>15:26:05.436</b>	

# BMCRC - MRO Championships 2021 - Rnd 5 @ Donington National

## ACU Team Green Junior Cup & Senior 300

### RACE 18 - BEST SECTORS

SECTOR 1				SECTOR 2				IDEAL / BEST COMPARISON				
POS	NO	NAME	TIME	NO	NAME	TIME	POS	NO	NAME	IDEAL	BEST	DIFF
									<b>PERFECT LAP</b>	<b>1:22.966</b>		
1	69	HUSKINSON	53.877	196	KIRSCH	29.089	1	50	McMULLAN	1:23.085	1:23.135	0.050
2	81	WALKER	53.927	50	McMULLAN	29.124	2	196	KIRSCH	1:23.155	1:23.155	0.000
3	50	McMULLAN	53.961	60	DOCHERTY	29.197	3	60	DOCHERTY	1:23.274	1:23.382	0.108
4	777	HARDY	53.993	30	MELLOR	29.313	4	81	WALKER	1:23.313	1:23.491	0.178
5	30	MELLOR	54.031	81	WALKER	29.386	5	30	MELLOR	1:23.344	1:23.845	0.501
6	196	KIRSCH	54.066	777	HARDY	29.541	6	777	HARDY	1:23.534	1:23.808	0.274
7	60	DOCHERTY	54.077	19	O'MARA	29.689	7	69	HUSKINSON	1:23.597	1:23.779	0.182
8	8	ATKINSON	54.343	34	ARBON	29.694	8	8	ATKINSON	1:24.056	1:24.099	0.043
9	34	ARBON	54.484	8	ATKINSON	29.713	9	34	ARBON	1:24.178	1:24.433	0.255
10	19	O'MARA	54.553	69	HUSKINSON	29.720	10	19	O'MARA	1:24.242	1:24.242	0.000
11	65	BREESE	54.564	65	BREESE	29.896	11	65	BREESE	1:24.460	1:24.835	0.375
12	31	MELLOR	54.568	77	WHITE	29.897	12	31	MELLOR	1:24.556	1:24.638	0.082
13	61	WALKER	54.623	31	MELLOR	29.988	13	61	WALKER	1:24.630	1:24.881	0.251
14	77	WHITE	54.832	61	WALKER	30.007	14	77	WHITE	1:24.729	1:24.966	0.237
15	58	WOOD	54.932	97	PLATT	30.142	15	58	WOOD	1:25.277	1:25.277	0.000
16	70	WHITE	55.351	58	WOOD	30.345	16	97	PLATT	1:25.621	1:25.756	0.135
17	97	PLATT	55.479	70	WHITE	30.448	17	70	WHITE	1:25.799	1:25.942	0.143
18	55	JOLLIFFE	55.563	118	HALL	30.491	18	55	JOLLIFFE	1:26.096	1:26.096	0.000
19	66	SMITH	56.125	55	JOLLIFFE	30.533	19	87	CLEARY	1:26.883	1:26.883	0.000
20	87	CLEARY	56.276	87	CLEARY	30.607	20	66	SMITH	1:26.905	1:26.906	0.001
21	45	MARSH	56.360	45	MARSH	30.705	21	45	MARSH	1:27.065	1:27.301	0.236
22	39	PARAPANOS	56.892	66	SMITH	30.780	22	118	HALL	1:27.549	1:27.765	0.216
23	118	HALL	57.058	39	PARAPANOS	30.846	23	39	PARAPANOS	1:27.738	1:27.738	0.000
24	400	THURTLÉ	57.379	400	THURTLÉ	31.199	24	400	THURTLÉ	1:28.578	1:28.670	0.092
25	48	SABBARTON	57.521	48	SABBARTON	31.256	25	48	SABBARTON	1:28.777	1:28.903	0.126
26	18	HIGGINS	58.117	0	SOILLEUX	31.361	26	0	SOILLEUX	1:29.664	1:29.664	0.000
27	0	SOILLEUX	58.303	88	COURT	31.461	27	18	HIGGINS	1:29.726	1:29.726	0.000
28	88	COURT	58.437	18	HIGGINS	31.609	28	88	COURT	1:29.898	1:30.258	0.360
29	64	MALIN	1:00.123	83	CHAPPELL	32.244	29	64	MALIN	1:32.386	1:32.470	0.084
30	83	CHAPPELL	1:00.323	64	MALIN	32.263	30	83	CHAPPELL	1:32.567	1:33.040	0.473
31	311	WARD	1:00.799	311	WARD	32.954	31	311	WARD	1:33.753	1:33.910	0.157

Weather / Track : Sunny / Dry

Results can be found at [www.tsl-timing.com](http://www.tsl-timing.com)

Donington Park National  
Circuit Length = 1.9790 miles  
Start: 15:23 Flag 15:37 End: 15:39

Printed - 15:39 Sunday, 05 September 2021



# BMCRC - MRO Championships 2021 - Rnd 5 @ Donington National

## ACU Team Green Junior Cup & Senior 300

### RACE 18 - STATISTICS

**Competitors Started** 31  
**Planned Start** 2021-09-05 @ 16:05:00.000  
**Actual Start** 2021-09-05 @ 15:23:10.976  
**Finish Time** 2021-09-05 @ 15:37:15.245  
**Track Length** 1.9790mi.  
**Total Laps** 299  
**Total Distance Covered** 591.7411mi.

#### Session Fastest Lap History

NO	CL	NAME	LAP TIME	TIME OF DAY	LAP	VEHICLE
60	J	Lennon DOCHERTY	1:24.206	15:26:02.815	2	Kawasaki NINJA 300
30	J	Owen MELLOR	1:24.120	15:26:03.080	2	Kawasaki NINJA 300
81	J	Keo WALKER	1:23.730	15:26:03.283	2	Kawasaki NINJA300
50	J	Fred McMULLAN	1:23.135	15:27:28.323	3	Kawasaki NINJA 300

#### Session Leader History

NO	CL	NAME	FROM LAP	LAPS LED	DISTANCE	VEHICLE
60	J	Lennon DOCHERTY	1	9	17.77 miles	Kawasaki NINJA 300
196	J	Jack KIRSCH	10	1	1.97 miles	Kawasaki NINJA 400

#### Flag History

TYPE	TIME OF DAY
GREEN	15:23:10.976
FINISH	15:37:15.245

#### Flag Statistics

TYPE	COUNT	TOTAL LAPS	TOTAL TIME
Green	1	10	15:57.312
Red	0	0	0.000
Safety Car	0	0	0.000
FCY	0	0	0.000

# BMCRC - MRO Championships 2021 - Rnd 5 @ Donington National

## ACU Team Green Junior Cup & Senior 300

### RACE 18 - STATISTICS

CLASS : J

18 Starters

#### Fastest Lap History

NO	NAME	LAP TIME	TIME OF DAY	LAP	VEHICLE
60	Lennon DOCHERTY	1:24.206	15:26:02.815	2	Kawasaki NINJA 300
30	Owen MELLOR	1:24.120	15:26:03.080	2	Kawasaki NINJA 300
81	Keo WALKER	1:23.730	15:26:03.283	2	Kawasaki NINJA300
50	Fred McMULLAN	1:23.135	15:27:28.323	3	Kawasaki NINJA 300

#### Leader History

NO	NAME	FROM LAP	LAPS LED	DISTANCE	VEHICLE
60	Lennon DOCHERTY	1	9	17.77 miles	Kawasaki NINJA 300
196	Jack KIRSCH	10	1	1.97 miles	Kawasaki NINJA 400

Weather / Track : Sunny / Dry

Results can be found at [www.tsl-timing.com](http://www.tsl-timing.com)

Page 2 of 4

Donington Park National  
Circuit Length = 1.9790 miles  
Start: 15:23 Flag 15:37 End: 15:39

Printed - 15:39 Sunday, 05 September 2021

# BMCRC - MRO Championships 2021 - Rnd 5 @ Donington National

## ACU Team Green Junior Cup & Senior 300

### RACE 18 - STATISTICS

**CLASS : S**

12 Starters

#### Fastest Lap History

NO	NAME	LAP TIME	TIME OF DAY	LAP	VEHICLE
69	Danny HUSKINSON	1:23.779	15:26:05.701	2	Kawasaki NINJA 300

#### Leader History

NO	NAME	FROM LAP	LAPS LED	DISTANCE	VEHICLE
8	Phil ATKINSON	1	1	1.94 miles	Kawasaki NINJA 300
69	Danny HUSKINSON	2	2	3.95 miles	Kawasaki NINJA 300
8	Phil ATKINSON	4	7	13.85 miles	Kawasaki NINJA 300

# BMCRC - MRO Championships 2021 - Rnd 5 @ Donington National

## ACU Team Green Junior Cup & Senior 300

### RACE 18 - STATISTICS

**CLASS : 12S**

1 Starters

#### Fastest Lap History

NO	NAME	LAP TIME	TIME OF DAY	LAP	VEHICLE
311	Nathan-Ellis WARD	<b>1:34.473</b>	15:26:29.988	2	Kawasaki NINJA 300
311	Nathan-Ellis WARD	<b>1:34.135</b>	15:29:39.198	4	Kawasaki NINJA 300
311	Nathan-Ellis WARD	<b>1:33.910</b>	15:31:13.108	5	Kawasaki NINJA 300

#### Leader History

NO	NAME	FROM LAP	LAPS LED	DISTANCE	VEHICLE
311	Nathan-Ellis WARD	1	9	17.77 miles	Kawasaki NINJA 300

# BMCRC-MRO Championships 2021



## REACTIVE PARTS MRO POWERBIKES inc MSS PERFORMANCE / SYNTOL LUBRICANTS CLUBMAN 1000

Donington Park National

4<sup>th</sup> / 5<sup>th</sup> September 2021



Results Provided by Timing Solutions Ltd

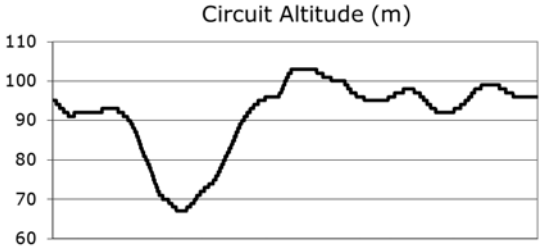
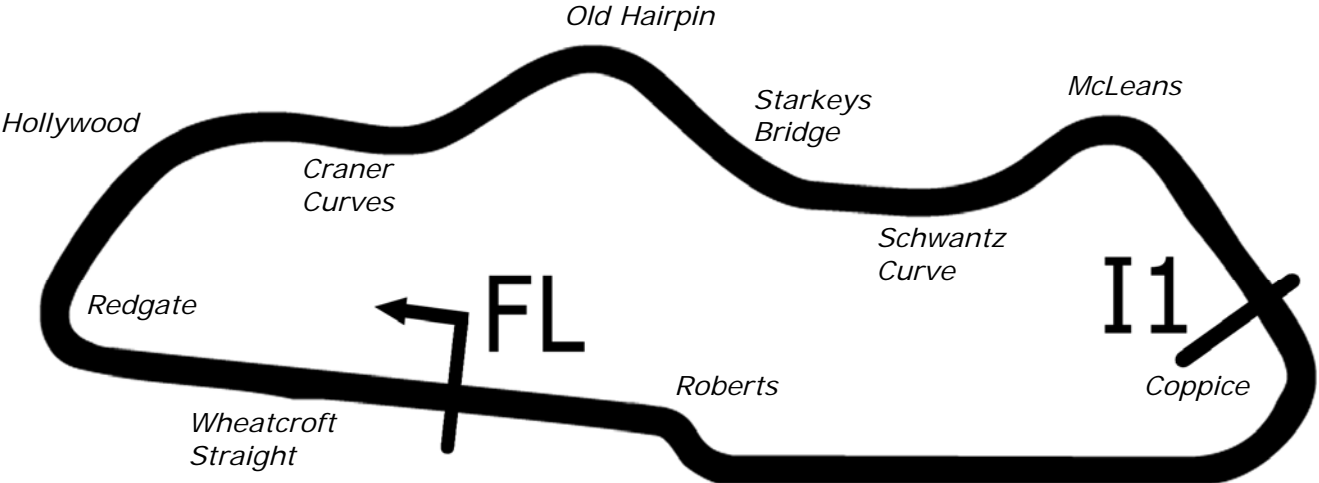
[www.tsl-timing.com](http://www.tsl-timing.com)

# Donington Park National



SPORTS TIMING

TIMING SOLUTIONS LTD



Length	1.9790 miles	3185.0 m	
FL		52.82971 N	1.37867 W
I1	2096m	52.82978 N	1.36508 W
Pit Entry	3100m	52.82951 N	1.37832 W
Pit Exit	229m after FL	52.82996 N	1.38205 W
Pit Entry–Pit Exit 256m, 18.4s @50kph, 15.3s @60kph			

All results available at [www.tsl-timing.com](http://www.tsl-timing.com)

# BMCRC - MRO Championships 2021 - Rnd 5 @ Donington National

Reactive Parts MRO Powerbikes inc Clubman 1000

## QUALIFYING - CLASSIFICATION



POS	NO	CL	PIC NAME	ENTRY	TIME	ON	LAPS	GAP	DIFF	MPH
1	72		1 Michael O'BRIEN	Yamaha R1 -	1:10.242	5	6			101.42
2	40		2 Aiden PATMORE	BMW S1000RR - TBR performance/Iris Rigging	1:10.826	5	7	0.584	0.584	100.59
3	2		3 Peter BAKER	Kawasaki ZX10R - Dodfrey Engineering	1:11.190	5	11	0.948	0.364	100.07
4	48		4 Nicky WILSON	Suzuki GSXR 1000 - Demon GP/Haslemere Motorcycle	1:11.308	7	10	1.066	0.118	99.91
5	16		5 Glenn WALSH	BMW S1000RR - Walters Medical	1:11.310	4	6	1.068	0.002	99.91
6	17		6 Philip BAKER	BMW S1000RR - Paul & Justine Bushell	1:11.446	8	10	1.204	0.136	99.72
7	32		7 Martin MORRIS	BMW S1000RR - Morris Racing, Obsession Engineering	1:11.511	9	10	1.269	0.065	99.63
8	71		8 Tom NORTON	Kawasaki ZX10 -	1:11.812	9	10	1.570	0.301	99.21
9	98		9 Rick DICKINSON	BMW S1000RR - MotorcycleRaceParts.co.uk	1:11.902	6	7	1.660	0.090	99.08
10	56		10 Mike SMITH	Kawasaki ZX10R - Smiffs Garage	1:12.146	9	10	1.904	0.244	98.75
11	58	C	1 Kenny FRETWELL	Yamaha R1 - Seton Tuning	1:12.148	3	11	1.906	0.002	98.75
12	711		11 Ritchie THORNTON	Kawasaki ZX10R - Team 71	1:12.268	10	10	2.026	0.120	98.58
13	33		12 Michael NEEVES	BMW S1000RR - Prime Factors Racing	1:12.440	8	10	2.198	0.172	98.35
14	52		13 Ben COTGROVE	Yamaha R1 - MFR	1:12.729	4	10	2.487	0.289	97.96
15	173		14 Stephen DRAPER	Kawasaki ZX10 -	1:12.863	7	8	2.621	0.134	97.78
16	231		15 Marcus SIMPSON	Suzuki GSX-R 1000 - JPS Racing	1:12.963	9	10	2.721	0.100	97.64
17	277	C	2 Adrian AVERRE	Ducati PANIGALE V4 - Ryders Alley Racing	1:12.985	4	8	2.743	0.022	97.61
18	11		16 Josh HARVEY	Yamaha R1 - NR Racing	1:13.160	5	7	2.918	0.175	97.38
19	83	C	3 Jason SIGGS	Yamaha R1 - J Siggs Construction	1:13.282	10	10	3.040	0.122	97.22
20	211	C	4 Nick WHITCHER	Kawasaki ZX10R -	1:13.392	9	10	3.150	0.110	97.07
21	88	C	5 Scott HALLIDAY	Suzuki GSXR 1000 - Performance fitness gym	1:13.443	4	7	3.201	0.051	97.00
22	22		17 Jordan GREENSHIELDS	Suzuki GSXR1000R - Woodford halse garage	1:13.511	8	10	3.269	0.068	96.91
23	148	C	6 Aaron COLLINS	BMW S1000RR - Precision installations	1:13.537	5	10	3.295	0.026	96.88
24	114		18 Ricky MARTIN	Kawasaki ZX10 - T.B.R Performance	1:14.032	7	9	3.790	0.495	96.23
25	275	C	7 Mark WILBY	Suzuki GSXR1000 -	1:14.306	5	6	4.064	0.274	95.88
26	710	C	8 Craig HENSTOCK	BMW S1000RR - Alheavy Ltd / Kronos Threat Manager	1:14.310	6	10	4.068	0.004	95.87
27	84	C	9 Tunc GUNERGUN	Aprilia RSV4 RF - 1 - BIKERSWORLD	1:14.349	6	9	4.107	0.039	95.82
28	4	C	10 Tom VAUGHAN	Kawasaki ZX10RR -	1:15.967	8	10	5.725	1.618	93.78
29	63		19 Matthew WREN	Suzuki GSXR - TBR performance	1:16.565	5	6	6.323	0.598	93.05
30	129	C	11 Cecil DINSMORE	Suzuki GSXR 1000 - KnC Motorsport	1:16.793	2	3	6.551	0.228	92.77
31	51		20 Michael HOGARTH	Kawasaki ZX10 RR - WHR Racing	1:16.974	4	10	6.732	0.181	92.55
32	7	C	12 Seb JENKINS	Suzuki GSX-R 1000 - Mupo Race Suspension - Enpro -	1:18.066	3	7	7.824	1.092	91.26
33	80	C	13 Dave NESTER	BMW S1000RR -	1:20.470	6	9	10.228	2.404	88.53
34	833		21 Talan SKEELS-PIGGINS	Yamaha R1 - Talan Racing	1:20.596	1	2	10.354	0.126	88.39

Weather / Track : Cloudy / Dry

These results are provisional until the conclusion of any judicial and technical matters.

Donington Park National

Circuit Length = 1.9790 miles

Start: 10:03 Flag 10:16 End: 10:17

Clerk Of Course :	Stewards :	Timekeeper :
-------------------	------------	--------------

Results can be found at [www.tsl-timing.com](http://www.tsl-timing.com)

Printed - 10:17 Saturday, 04 September 2021



# BMCRC - MRO Championships 2021 - Rnd 5 @ Donington National

Reactive Parts MRO Powerbikes inc Clubman 1000

## QUALIFYING - SECTOR ANALYSIS



SECTOR 1 = FL to I1, SECTOR 2 = I1 to FL, DIFF = Difference To Personal Best Lap, P = Crossed Finish Line in Pit Lane, D = Time Disallowed

P1 72		Michael O'BRIEN		Yamaha R1 -			
IDEAL LAP TIME : 1:10.242		BEST LAP TIME : 1:10.242		DIFFERENCE : 0.000			
LAP	SECTOR 1	SECTOR 2	LAP TIME	MPH	DIFF	TIME OF DAY	
1 -	57.152	29.013	1:26.165	82.68	15.923	10:05:55.630	
2 -	51.366	31.088	1:22.454	86.40	12.212	10:07:18.084	
3 -	46.591	24.523	1:11.114 (2)	100.18	0.872	10:08:29.198	
4 -	46.655	25.508	1:12.163 (3)	98.72	1.921	10:09:41.361	
5 -	<b>45.962</b>	<b>24.280</b>	<b>1:10.242 (1)</b>	<b>101.42</b>		<b>10:10:51.603</b>	
6 -	53.229	IN PIT	1:27.510 P	81.41	17.268	10:12:19.113	

P2 40		Aiden PATMORE		BMW S1000RR - TBR performance/Iris Rigging			
IDEAL LAP TIME : 1:10.826		BEST LAP TIME : 1:10.826		DIFFERENCE : 0.000			
LAP	SECTOR 1	SECTOR 2	LAP TIME	MPH	DIFF	TIME OF DAY	
1 -	51.244	27.050	1:18.294	90.99	7.468	10:05:22.934	
2 -	47.002	25.660	1:12.662 (3)	98.05	1.836	10:06:35.596	
3 -	51.438	25.363	1:16.801	92.76	5.975	10:07:52.397	
4 -	57.087	25.600	1:22.687	86.16	11.861	10:09:15.084	
5 -	<b>45.961</b>	<b>24.865</b>	<b>1:10.826 (1)</b>	<b>100.59</b>		<b>10:10:25.910</b>	
6 -	47.336	25.128	1:12.464 (2)	98.31	1.638	10:11:38.374	
7 -	52.863	IN PIT	1:27.884 P	81.06	17.058	10:13:06.258	

P3 2		Peter BAKER		Kawasaki ZX10R - Dodfrey Engineering			
IDEAL LAP TIME : 1:11.159		BEST LAP TIME : 1:11.190		DIFFERENCE : 0.031			
LAP	SECTOR 1	SECTOR 2	LAP TIME	MPH	DIFF	TIME OF DAY	
1 -	51.064	25.788	1:16.852	92.70	5.662	10:05:11.200	
2 -	47.193	25.224	1:12.417	98.38	1.227	10:06:23.617	
3 -	46.883	<b>24.734</b>	1:11.617 (3)	99.48	0.427	10:07:35.234	
4 -	46.720	25.139	1:11.859	99.14	0.669	10:08:47.093	
5 -	<b>46.425</b>	24.765	<b>1:11.190 (1)</b>	<b>100.07</b>		<b>10:09:58.283</b>	
6 -	47.062	24.842	1:11.904	99.08	0.714	10:11:10.187	
7 -	47.259	24.912	1:12.171	98.71	0.981	10:12:22.358	
8 -	49.325	26.107	1:15.432	94.45	4.242	10:13:37.790	
9 -	47.108	25.081	1:12.189	98.69	0.999	10:14:49.979	
10 -	46.595	24.785	1:11.380 (2)	99.81	0.190	10:16:01.359	
11 -	47.191	24.989	1:12.180	98.70	0.990	10:17:13.539	

P4 48		Nicky WILSON		Suzuki GSXR 1000 - Demon GP/Haslemere Motorcycles			
IDEAL LAP TIME : 1:11.237		BEST LAP TIME : 1:11.308		DIFFERENCE : 0.071			
LAP	SECTOR 1	SECTOR 2	LAP TIME	MPH	DIFF	TIME OF DAY	
1 -	53.192	26.565	1:19.757	89.32	8.449	10:05:16.125	
2 -	49.581	25.235	1:14.816	95.22	3.508	10:06:30.941	
3 -	46.780	<b>24.739</b>	1:11.519 (2)	99.61	0.211	10:07:42.460	
4 -	46.759	24.790	1:11.549	99.57	0.241	10:08:54.009	
5 -	47.277	24.916	1:12.193	98.68	0.885	10:10:06.202	
6 -	46.520	25.021	1:11.541 (3)	99.58	0.233	10:11:17.743	
7 -	<b>46.498</b>	24.810	<b>1:11.308 (1)</b>	<b>99.91</b>		<b>10:12:29.051</b>	
8 -	47.310	IN PIT	1:16.801 P	92.76	5.493	10:13:45.852	
9 -	OUTLAP	25.103	2:18.857	51.30	1:07.549	10:16:04.709	
10 -	47.289	24.891	1:12.180	98.70	0.872	10:17:16.889	

Weather / Track : Cloudy / Dry

Donington Park National  
Circuit Length = 1.9790 miles  
Start: 10:03 Flag 10:16 End: 10:17



# BMCRC - MRO Championships 2021 - Rnd 5 @ Donington National

Reactive Parts MRO Powerbikes inc Clubman 1000

## QUALIFYING - SECTOR ANALYSIS



SECTOR 1 = FL to I1, SECTOR 2 = I1 to FL, DIFF = Difference To Personal Best Lap, P = Crossed Finish Line in Pit Lane, D = Time Disallowed

<b>P5 16</b>		<b>Glenn WALSH</b>		BMW S1000RR - Walters Medical			
IDEAL LAP TIME : 1:11.250		BEST LAP TIME : 1:11.310		DIFFERENCE : 0.060			
LAP	SECTOR 1	SECTOR 2	LAP TIME	MPH	DIFF	TIME OF DAY	
1 -	56.611	28.171	1:24.782	84.03	13.472	10:05:49.455	
2 -	51.167	26.592	1:17.759	91.62	6.449	10:07:07.214	
3 -	47.440	25.150	1:12.590 (3)	98.14	1.280	10:08:19.804	
<b>4 -</b>	<b>46.412</b>	<b>24.898</b>	<b>1:11.310 (1)</b>	<b>99.91</b>		<b>10:09:31.114</b>	
5 -	46.793	26.532	1:13.325	97.16	2.015	10:10:44.439	
6 -	<b>46.352</b>	25.201	1:11.553 (2)	99.57	0.243	10:11:55.992	

<b>P6 17</b>		<b>Philip BAKER</b>		BMW S1000RR - Paul & Justine Bushell			
IDEAL LAP TIME : 1:11.339		BEST LAP TIME : 1:11.446		DIFFERENCE : 0.107			
LAP	SECTOR 1	SECTOR 2	LAP TIME	MPH	DIFF	TIME OF DAY	
1 -	51.255	25.819	1:17.074	92.43	5.628	10:05:20.670	
2 -	48.128	25.643	1:13.771	96.57	2.325	10:06:34.441	
3 -	49.405	25.644	1:15.049	94.93	3.603	10:07:49.490	
4 -	47.159	25.176	1:12.335 (3)	98.49	0.889	10:09:01.825	
5 -	47.804	25.468	1:13.272	97.23	1.826	10:10:15.097	
6 -	48.368	<b>24.730</b>	1:13.098	97.46	1.652	10:11:28.195	
7 -	47.082	25.347	1:12.429	98.36	0.983	10:12:40.624	
<b>8 -</b>	<b>46.609</b>	24.837	<b>1:11.446 (1)</b>	<b>99.72</b>		<b>10:13:52.070</b>	
9 -	46.747	25.263	1:12.010 (2)	98.93	0.564	10:15:04.080	
10 -	48.205	25.012	1:13.217	97.30	1.771	10:16:17.297	

<b>P7 32</b>		<b>Martin MORRIS</b>		BMW S1000RR - Morris Racing, Obsession Engineering			
IDEAL LAP TIME : 1:11.222		BEST LAP TIME : 1:11.511		DIFFERENCE : 0.289			
LAP	SECTOR 1	SECTOR 2	LAP TIME	MPH	DIFF	TIME OF DAY	
1 -	53.107	26.740	1:19.847	89.22	8.336	10:05:27.229	
2 -	48.184	25.263	1:13.447	97.00	1.936	10:06:40.676	
3 -	47.726	25.315	1:13.041	97.54	1.530	10:07:53.717	
4 -	47.573	<b>24.635</b>	1:12.208 (3)	98.66	0.697	10:09:05.925	
5 -	<b>46.587</b>	34.950	1:21.537	87.37	10.026	10:10:27.462	
6 -	48.185	25.378	1:13.563	96.85	2.052	10:11:41.025	
7 -	47.477	25.326	1:12.803	97.86	1.292	10:12:53.828	
8 -	47.433	25.083	1:12.516	98.24	1.005	10:14:06.344	
<b>9 -</b>	46.795	24.716	<b>1:11.511 (1)</b>	<b>99.63</b>		<b>10:15:17.855</b>	
10 -	46.765	25.343	1:12.108 (2)	98.80	0.597	10:16:29.963	

<b>P8 71</b>		<b>Tom NORTON</b>		Kawasaki ZX10 -			
IDEAL LAP TIME : 1:11.672		BEST LAP TIME : 1:11.812		DIFFERENCE : 0.140			
LAP	SECTOR 1	SECTOR 2	LAP TIME	MPH	DIFF	TIME OF DAY	
1 -	51.108	26.155	1:17.263	92.21	5.451	10:05:21.701	
2 -	47.743	25.704	1:13.447	97.00	1.635	10:06:35.148	
3 -	49.305	25.954	1:15.259	94.66	3.447	10:07:50.407	
4 -	47.435	25.034	1:12.469 (2)	98.31	0.657	10:09:02.876	
5 -	47.159	25.478	1:12.637 (3)	98.08	0.825	10:10:15.513	
6 -	49.510	26.637	1:15.147	94.80	3.335	10:11:30.660	
7 -	48.104	25.136	1:13.240	97.27	1.428	10:12:43.900	
8 -	47.872	25.306	1:13.178	97.36	1.366	10:13:57.078	
<b>9 -</b>	46.880	<b>24.932</b>	<b>1:11.812 (1)</b>	<b>99.21</b>		<b>10:15:08.890</b>	
10 -	<b>46.740</b>	25.966	1:12.706	97.99	0.894	10:16:21.596	

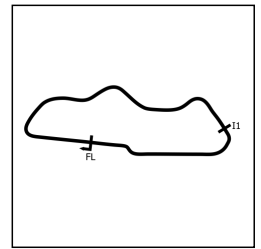
Weather / Track : Cloudy / Dry

Donington Park National  
Circuit Length = 1.9790 miles  
Start: 10:03 Flag 10:16 End: 10:17

# BMCRC - MRO Championships 2021 - Rnd 5 @ Donington National

Reactive Parts MRO Powerbikes inc Clubman 1000

## QUALIFYING - SECTOR ANALYSIS



SECTOR 1 = FL to I1, SECTOR 2 = I1 to FL, DIFF = Difference To Personal Best Lap, P = Crossed Finish Line in Pit Lane, D = Time Disallowed

P9 98		Rick DICKINSON		BMW S1000RR - MotorcycleRaceParts.co.uk			
IDEAL LAP TIME : 1:11.794		BEST LAP TIME : 1:11.902		DIFFERENCE : 0.108			
LAP	SECTOR 1	SECTOR 2	LAP TIME	MPH	DIFF	TIME OF DAY	
1 -	52.726	26.584	1:19.310	89.83	7.408	10:05:14.145	
2 -	48.931	25.780	1:14.711	95.36	2.809	10:06:28.856	
3 -	47.739	25.298	1:13.037	97.54	1.135	10:07:41.893	
4 -	47.008	25.182	1:12.190 (2)	98.69	0.288	10:08:54.083	
5 -	47.528	<b>25.165</b>	1:12.693 (3)	98.01	0.791	10:10:06.776	
6 -	<b>46.629</b>	25.273	<b>1:11.902 (1)</b>	<b>99.08</b>		<b>10:11:18.678</b>	
7 -	49.818	IN PIT	1:25.913 P	82.92	14.011	10:12:44.591	

P10 56		Mike SMITH		Kawasaki ZX10R - Smiffs Garage			
IDEAL LAP TIME : 1:11.828		BEST LAP TIME : 1:12.146		DIFFERENCE : 0.318			
LAP	SECTOR 1	SECTOR 2	LAP TIME	MPH	DIFF	TIME OF DAY	
1 -	54.059	26.867	1:20.926	88.03	8.780	10:05:27.052	
2 -	49.416	25.748	1:15.164	94.78	3.018	10:06:42.216	
3 -	47.929	25.263	1:13.192	97.34	1.046	10:07:55.408	
4 -	47.395	<b>25.228</b>	1:12.623 (2)	98.10	0.477	10:09:08.031	
5 -	47.350	25.375	1:12.725 (3)	97.96	0.579	10:10:20.756	
6 -	48.067	26.140	1:14.207	96.01	2.061	10:11:34.963	
7 -	47.987	26.842	1:14.829	95.21	2.683	10:12:49.792	
8 -	47.549	25.654	1:13.203	97.32	1.057	10:14:02.995	
9 -	<b>46.600</b>	25.546	<b>1:12.146 (1)</b>	<b>98.75</b>		<b>10:15:15.141</b>	
10 -	47.556	IN PIT	1:19.364 P	89.77	7.218	10:16:34.505	

P11 58 C		Kenny FRETWELL		Yamaha R1 - Seton Tuning			
IDEAL LAP TIME : 1:12.148		BEST LAP TIME : 1:12.148		DIFFERENCE : 0.000			
LAP	SECTOR 1	SECTOR 2	LAP TIME	MPH	DIFF	TIME OF DAY	
1 -	51.733	26.171	1:17.904	91.45	5.756	10:05:10.352	
2 -	48.458	25.496	1:13.954	96.33	1.806	10:06:24.306	
3 -	<b>46.979</b>	<b>25.169</b>	<b>1:12.148 (1)</b>	<b>98.75</b>		<b>10:07:36.454</b>	
4 -	47.164	26.724	1:13.888	96.42	1.740	10:08:50.342	
5 -	47.585	25.250	1:12.835	97.81	0.687	10:10:03.177	
6 -	47.276	25.267	1:12.543 (2)	98.21	0.395	10:11:15.720	
7 -	47.325	25.452	1:12.777 (3)	97.89	0.629	10:12:28.497	
8 -	47.487	25.358	1:12.845	97.80	0.697	10:13:41.342	
9 -	49.244	25.589	1:14.833	95.20	2.685	10:14:56.175	
10 -	47.566	25.401	1:12.967	97.64	0.819	10:16:09.142	
11 -	47.548	25.362	1:12.910	97.71	0.762	10:17:22.052	

P12 711		Ritchie THORNTON		Kawasaki ZX10R - Team 71			
IDEAL LAP TIME : 1:12.034		BEST LAP TIME : 1:12.268		DIFFERENCE : 0.234			
LAP	SECTOR 1	SECTOR 2	LAP TIME	MPH	DIFF	TIME OF DAY	
1 -	52.676	26.288	1:18.964	90.22	6.696	10:05:26.561	
2 -	48.478	25.542	1:14.020	96.25	1.752	10:06:40.581	
3 -	48.030	25.163	1:13.193	97.34	0.925	10:07:53.774	
4 -	48.062	25.510	1:13.572	96.83	1.304	10:09:07.346	
5 -	47.696	25.464	1:13.160	97.38	0.892	10:10:20.506	
6 -	47.555	25.749	1:13.304	97.19	1.036	10:11:33.810	
7 -	48.709	25.802	1:14.511	95.61	2.243	10:12:48.321	
8 -	<b>46.966</b>	25.610	1:12.576 (2)	98.16	0.308	10:14:00.897	
9 -	47.630	<b>25.068</b>	1:12.698 (3)	98.00	0.430	10:15:13.595	
10 -	47.022	25.246	<b>1:12.268 (1)</b>	<b>98.58</b>		<b>10:16:25.863</b>	

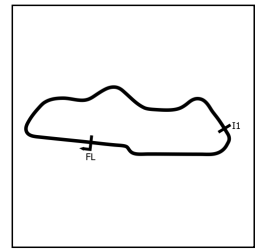
Weather / Track : Cloudy / Dry

Donington Park National  
Circuit Length = 1.9790 miles  
Start: 10:03 Flag 10:16 End: 10:17

# BMCRC - MRO Championships 2021 - Rnd 5 @ Donington National

Reactive Parts MRO Powerbikes inc Clubman 1000

## QUALIFYING - SECTOR ANALYSIS



SECTOR 1 = FL to I1, SECTOR 2 = I1 to FL, DIFF = Difference To Personal Best Lap, P = Crossed Finish Line in Pit Lane, D = Time Disallowed

<b>P13 33</b>		<b>Michael NEEVES</b>		BMW S1000RR - Prime Factors Racing			
IDEAL LAP TIME : 1:12.440		BEST LAP TIME : 1:12.440		DIFFERENCE : 0.000			
LAP	SECTOR 1	SECTOR 2	LAP TIME	MPH	DIFF	TIME OF DAY	
1 -	53.256	26.793	1:20.049	89.00	7.609	10:05:15.943	
2 -	49.598	25.787	1:15.385	94.51	2.945	10:06:31.328	
3 -	47.622	25.955	1:13.577	96.83	1.137	10:07:44.905	
4 -	47.310	25.156	1:12.466 (2)	98.31	0.026	10:08:57.371	
5 -	47.507	25.414	1:12.921	97.70	0.481	10:10:10.292	
6 -	48.428	25.519	1:13.947	96.34	1.507	10:11:24.239	
7 -	47.346	25.396	1:12.742 (3)	97.94	0.302	10:12:36.981	
<b>8 -</b>	<b>47.309</b>	<b>25.131</b>	<b>1:12.440 (1)</b>	<b>98.35</b>		<b>10:13:49.421</b>	
9 -	48.564	25.461	1:14.025	96.24	1.585	10:15:03.446	
10 -	47.955	25.302	1:13.257	97.25	0.817	10:16:16.703	

<b>P14 52</b>		<b>Ben COTGROVE</b>		Yamaha R1 - MFR			
IDEAL LAP TIME : 1:12.703		BEST LAP TIME : 1:12.729		DIFFERENCE : 0.026			
LAP	SECTOR 1	SECTOR 2	LAP TIME	MPH	DIFF	TIME OF DAY	
1 -	51.638	25.920	1:17.558	91.86	4.829	10:05:21.239	
2 -	47.894	25.400	1:13.294	97.20	0.565	10:06:34.533	
3 -	49.662	25.498	1:15.160	94.79	2.431	10:07:49.693	
<b>4 -</b>	<b>47.442</b>	<b>25.287</b>	<b>1:12.729 (1)</b>	<b>97.96</b>		<b>10:09:02.422</b>	
5 -	<b>47.416</b>	25.399	1:12.815 (2)	97.84	0.086	10:10:15.237	
6 -	49.614	25.508	1:15.122	94.84	2.393	10:11:30.359	
7 -	48.730	25.347	1:14.077	96.17	1.348	10:12:44.436	
8 -	48.644	25.466	1:14.110	96.13	1.381	10:13:58.546	
9 -	47.692	25.476	1:13.168 (3)	97.37	0.439	10:15:11.714	
10 -	47.563	38.622	1:26.185	82.66	13.456	10:16:37.899	

<b>P15 173</b>		<b>Stephen DRAPER</b>		Kawasaki ZX10 -			
IDEAL LAP TIME : 1:12.863		BEST LAP TIME : 1:12.863		DIFFERENCE : 0.000			
LAP	SECTOR 1	SECTOR 2	LAP TIME	MPH	DIFF	TIME OF DAY	
1 -	52.739	25.804	1:18.543	90.71	5.680	10:05:25.184	
2 -	48.654	25.625	1:14.279	95.91	1.416	10:06:39.463	
3 -	48.017	25.286	1:13.303 (3)	97.19	0.440	10:07:52.766	
4 -	51.029	26.572	1:17.601	91.81	4.738	10:09:10.367	
5 -	48.076	25.972	1:14.048	96.21	1.185	10:10:24.415	
6 -	47.912	25.285	1:13.197 (2)	97.33	0.334	10:11:37.612	
<b>7 -</b>	<b>47.817</b>	<b>25.046</b>	<b>1:12.863 (1)</b>	<b>97.78</b>		<b>10:12:50.475</b>	
8 -	53.208	IN PIT	1:25.410 P	83.41	12.547	10:14:15.885	

<b>P16 231</b>		<b>Marcus SIMPSON</b>		Suzuki GSX-R 1000 - JPS Racing			
IDEAL LAP TIME : 1:12.862		BEST LAP TIME : 1:12.963		DIFFERENCE : 0.101			
LAP	SECTOR 1	SECTOR 2	LAP TIME	MPH	DIFF	TIME OF DAY	
1 -	55.955	27.039	1:22.994	85.84	10.031	10:05:31.199	
2 -	49.500	26.376	1:15.876	93.89	2.913	10:06:47.075	
3 -	48.664	25.784	1:14.448	95.69	1.485	10:08:01.523	
4 -	49.056	25.681	1:14.737	95.32	1.774	10:09:16.260	
5 -	48.050	25.569	1:13.619 (2)	96.77	0.656	10:10:29.879	
6 -	48.003	25.842	1:13.845 (3)	96.48	0.882	10:11:43.724	
7 -	48.785	26.700	1:15.485	94.38	2.522	10:12:59.209	
8 -	49.163	26.136	1:15.299	94.61	2.336	10:14:14.508	
<b>9 -</b>	<b>47.602</b>	<b>25.361</b>	<b>1:12.963 (1)</b>	<b>97.64</b>		<b>10:15:27.471</b>	
10 -	<b>47.501</b>	28.022	1:15.523	94.33	2.560	10:16:42.994	

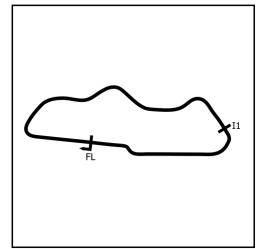
Weather / Track : Cloudy / Dry

Donington Park National  
Circuit Length = 1.9790 miles  
Start: 10:03 Flag 10:16 End: 10:17

# BMCRC - MRO Championships 2021 - Rnd 5 @ Donington National

Reactive Parts MRO Powerbikes inc Clubman 1000

## QUALIFYING - SECTOR ANALYSIS



SECTOR 1 = FL to I1, SECTOR 2 = I1 to FL, DIFF = Difference To Personal Best Lap, P = Crossed Finish Line in Pit Lane, D = Time Disallowed

<b>P17 277 C</b>		<b>Adrian AVERRE</b>		Ducati PANIGALE V4 - Ryders Alley Racing			
IDEAL LAP TIME : 1:12.985		BEST LAP TIME : 1:12.985		DIFFERENCE : 0.000			
LAP	SECTOR 1	SECTOR 2	LAP TIME	MPH	DIFF	TIME OF DAY	
1 -	53.011	26.732	1:19.743	89.34	6.758	10:05:14.951	
2 -	49.324	25.491	1:14.815	95.23	1.830	10:06:29.766	
3 -	47.988	25.582	1:13.570 (2)	96.84	0.585	10:07:43.336	
<b>4 -</b>	<b>47.930</b>	<b>25.055</b>	<b>1:12.985 (1)</b>	<b>97.61</b>		<b>10:08:56.321</b>	
5 -	48.290	25.610	1:13.900 (3)	96.40	0.915	10:10:10.221	
6 -	48.293	25.925	1:14.218	95.99	1.233	10:11:24.439	
7 -	50.690	27.181	1:17.871	91.49	4.886	10:12:42.310	
8 -	51.355	IN PIT	1:21.742 P	87.16	8.757	10:14:04.052	

<b>P18 11</b>		<b>Josh HARVEY</b>		Yamaha R1 - NR Racing			
IDEAL LAP TIME : 1:12.927		BEST LAP TIME : 1:13.160		DIFFERENCE : 0.233			
LAP	SECTOR 1	SECTOR 2	LAP TIME	MPH	DIFF	TIME OF DAY	
1 -	52.926	26.578	1:19.504	89.61	6.344	10:05:38.108	
2 -	48.441	25.803	1:14.244	95.96	1.084	10:06:52.352	
3 -	48.008	<b>25.300</b>	1:13.308 (2)	97.18	0.148	10:08:05.660	
4 -	47.894	25.484	1:13.378 (3)	97.09	0.218	10:09:19.038	
<b>5 -</b>	<b>47.627</b>	25.533	<b>1:13.160 (1)</b>	<b>97.38</b>		<b>10:10:32.198</b>	
6 -	48.163	25.947	1:14.110	96.13	0.950	10:11:46.308	
7 -	50.201	IN PIT	1:27.799 P	81.14	14.639	10:13:14.107	

<b>P19 83 C</b>		<b>Jason SIGGS</b>		Yamaha R1 - J Siggs Construction			
IDEAL LAP TIME : 1:13.282		BEST LAP TIME : 1:13.282		DIFFERENCE : 0.000			
LAP	SECTOR 1	SECTOR 2	LAP TIME	MPH	DIFF	TIME OF DAY	
1 -	53.388	27.387	1:20.775	88.20	7.493	10:05:17.565	
2 -	49.098	26.035	1:15.133	94.82	1.851	10:06:32.698	
3 -	49.112	25.723	1:14.835	95.20	1.553	10:07:47.533	
4 -	48.897	26.014	1:14.911	95.10	1.629	10:09:02.444	
5 -	48.199	25.582	1:13.781 (2)	96.56	0.499	10:10:16.225	
6 -	50.996	26.524	1:17.520	91.90	4.238	10:11:33.745	
7 -	48.372	26.547	1:14.919	95.09	1.637	10:12:48.664	
8 -	48.180	26.039	1:14.219 (3)	95.99	0.937	10:14:02.883	
9 -	51.729	27.025	1:18.754	90.46	5.472	10:15:21.637	
<b>10 -</b>	<b>47.771</b>	<b>25.511</b>	<b>1:13.282 (1)</b>	<b>97.22</b>		<b>10:16:34.919</b>	

<b>P20 211 C</b>		<b>Nick WHITCHER</b>		Kawasaki ZX10R -			
IDEAL LAP TIME : 1:13.392		BEST LAP TIME : 1:13.392		DIFFERENCE : 0.000			
LAP	SECTOR 1	SECTOR 2	LAP TIME	MPH	DIFF	TIME OF DAY	
1 -	54.087	27.476	1:21.563	87.35	8.171	10:05:15.348	
2 -	49.935	26.815	1:16.750	92.82	3.358	10:06:32.098	
3 -	48.736	25.838	1:14.574	95.53	1.182	10:07:46.672	
4 -	48.346	25.724	1:14.070	96.18	0.678	10:09:00.742	
5 -	48.429	25.791	1:14.220	95.99	0.828	10:10:14.962	
6 -	49.562	26.140	1:15.702	94.11	2.310	10:11:30.664	
7 -	48.894	25.491	1:14.385	95.78	0.993	10:12:45.049	
8 -	48.461	25.490	1:13.951 (3)	96.34	0.559	10:13:59.000	
<b>9 -</b>	<b>47.921</b>	<b>25.471</b>	<b>1:13.392 (1)</b>	<b>97.07</b>		<b>10:15:12.392</b>	
10 -	47.945	25.878	1:13.823 (2)	96.50	0.431	10:16:26.215	

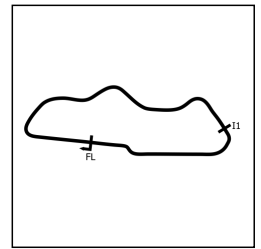
Weather / Track : Cloudy / Dry

Donington Park National  
Circuit Length = 1.9790 miles  
Start: 10:03 Flag 10:16 End: 10:17

# BMCRC - MRO Championships 2021 - Rnd 5 @ Donington National

Reactive Parts MRO Powerbikes inc Clubman 1000

## QUALIFYING - SECTOR ANALYSIS



SECTOR 1 = FL to I1, SECTOR 2 = I1 to FL, DIFF = Difference To Personal Best Lap, P = Crossed Finish Line in Pit Lane, D = Time Disallowed

P21 88 C		Scott HALLIDAY		Suzuki GSXR 1000 - Performance fitness gym			
IDEAL LAP TIME : 1:13.253		BEST LAP TIME : 1:13.443		DIFFERENCE : 0.190			
LAP	SECTOR 1	SECTOR 2	LAP TIME	MPH	DIFF	TIME OF DAY	
1 -	53.250	27.018	1:20.268	88.76	6.825	10:05:17.620	
2 -	50.420	26.068	1:16.488	93.14	3.045	10:06:34.108	
3 -	48.377	<b>25.296</b>	1:13.673 (3)	96.70	0.230	10:07:47.781	
4 -	<b>47.957</b>	25.486	<b>1:13.443 (1)</b>	<b>97.00</b>		<b>10:09:01.224</b>	
5 -	48.139	25.386	1:13.525 (2)	96.90	0.082	10:10:14.749	
6 -	48.502	25.452	1:13.954	96.33	0.511	10:11:28.703	
7 -	53.151	IN PIT	1:24.821 P	83.99	11.378	10:12:53.524	

P22 22		Jordan GREENSHIELDS		Suzuki GSXR1000R - Woodford halse garage			
IDEAL LAP TIME : 1:13.415		BEST LAP TIME : 1:13.511		DIFFERENCE : 0.096			
LAP	SECTOR 1	SECTOR 2	LAP TIME	MPH	DIFF	TIME OF DAY	
1 -	57.268	28.460	1:25.728	83.10	12.217	10:06:02.030	
2 -	51.486	26.420	1:17.906	91.45	4.395	10:07:19.936	
3 -	50.316	25.944	1:16.260	93.42	2.749	10:08:36.196	
4 -	49.202	25.823	1:15.025	94.96	1.514	10:09:51.221	
5 -	49.352	25.815	1:15.167	94.78	1.656	10:11:06.388	
6 -	49.089	25.895	1:14.984	95.01	1.473	10:12:21.372	
7 -	49.910	25.801	1:15.711	94.10	2.200	10:13:37.083	
8 -	48.310	<b>25.201</b>	<b>1:13.511 (1)</b>	<b>96.91</b>		<b>10:14:50.594</b>	
9 -	<b>48.214</b>	25.774	1:13.988 (2)	96.29	0.477	10:16:04.582	
10 -	48.709	26.036	1:14.745 (3)	95.31	1.234	10:17:19.327	

P23 148 C		Aaron COLLINS		BMW S1000RR - Precision installations			
IDEAL LAP TIME : 1:13.451		BEST LAP TIME : 1:13.537		DIFFERENCE : 0.086			
LAP	SECTOR 1	SECTOR 2	LAP TIME	MPH	DIFF	TIME OF DAY	
1 -	54.551	27.541	1:22.092	86.78	8.555	10:05:16.880	
2 -	50.555	26.785	1:17.340	92.12	3.803	10:06:34.220	
3 -	49.416	25.898	1:15.314	94.59	1.777	10:07:49.534	
4 -	48.709	26.064	1:14.773	95.28	1.236	10:09:04.307	
5 -	<b>47.959</b>	25.578	<b>1:13.537 (1)</b>	<b>96.88</b>		<b>10:10:17.844</b>	
6 -	48.635	25.742	1:14.377 (3)	95.79	0.840	10:11:32.221	
7 -	48.686	<b>25.492</b>	1:14.178 (2)	96.04	0.641	10:12:46.399	
8 -	48.187	26.253	1:14.440	95.70	0.903	10:14:00.839	
9 -	48.227	26.697	1:14.924	95.09	1.387	10:15:15.763	
10 -	48.589	25.960	1:14.549	95.56	1.012	10:16:30.312	

P24 114		Ricky MARTIN		Kawasaki ZX10 - T.B.R Performance			
IDEAL LAP TIME : 1:13.915		BEST LAP TIME : 1:14.032		DIFFERENCE : 0.117			
LAP	SECTOR 1	SECTOR 2	LAP TIME	MPH	DIFF	TIME OF DAY	
1 -	55.213	26.669	1:21.882	87.01	7.850	10:05:30.183	
2 -	50.065	26.233	1:16.298	93.37	2.266	10:06:46.481	
3 -	48.908	26.454	1:15.362	94.53	1.330	10:08:01.843	
4 -	52.166	27.037	1:19.203	89.95	5.171	10:09:21.046	
5 -	48.867	25.820	1:14.687 (3)	95.39	0.655	10:10:35.733	
6 -	48.371	<b>25.790</b>	1:14.161 (2)	96.06	0.129	10:11:49.894	
7 -	<b>48.125</b>	25.907	<b>1:14.032 (1)</b>	<b>96.23</b>		<b>10:13:03.926</b>	
8 -	52.919	IN PIT	1:26.878 P	82.00	12.846	10:14:30.804	
9 -	OUTLAP	27.735	2:01.692	58.54	47.660	10:16:32.496	

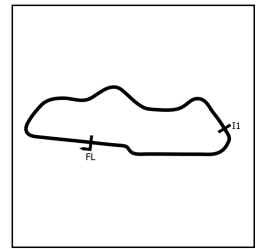
Weather / Track : Cloudy / Dry

Donington Park National  
Circuit Length = 1.9790 miles  
Start: 10:03 Flag 10:16 End: 10:17

# BMCRC - MRO Championships 2021 - Rnd 5 @ Donington National

Reactive Parts MRO Powerbikes inc Clubman 1000

## QUALIFYING - SECTOR ANALYSIS



SECTOR 1 = FL to I1, SECTOR 2 = I1 to FL, DIFF = Difference To Personal Best Lap, P = Crossed Finish Line in Pit Lane, D = Time Disallowed

P25 275 C		Mark WILBY		Suzuki GSXR1000 -			
IDEAL LAP TIME : 1:14.221		BEST LAP TIME : 1:14.306		DIFFERENCE : 0.085			
LAP	SECTOR 1	SECTOR 2	LAP TIME	MPH	DIFF	TIME OF DAY	
1 -	52.295	26.626	1:18.921	90.27	4.615	10:05:27.485	
2 -	49.197	25.975	1:15.172	94.77	0.866	10:06:42.657	
3 -	48.622	26.285	1:14.907 (3)	95.11	0.601	10:07:57.564	
4 -	48.780	25.891	1:14.671 (2)	95.41	0.365	10:09:12.235	
5 -	48.497	<b>25.809</b>	<b>1:14.306 (1)</b>	<b>95.88</b>		<b>10:10:26.541</b>	
6 -	<b>48.412</b>	IN PIT	1:20.308 P	88.71	6.002	10:11:46.849	

P26 710 C		Craig HENSTOCK		BMW S1000RR - Alheavy Ltd / Kronos Threat Management			
IDEAL LAP TIME : 1:14.165		BEST LAP TIME : 1:14.310		DIFFERENCE : 0.145			
LAP	SECTOR 1	SECTOR 2	LAP TIME	MPH	DIFF	TIME OF DAY	
1 -	55.851	26.889	1:22.740	86.10	8.430	10:05:29.655	
2 -	50.115	26.057	1:16.172	93.53	1.862	10:06:45.827	
3 -	49.308	25.934	1:15.242	94.68	0.932	10:08:01.069	
4 -	49.860	25.798	1:15.658	94.16	1.348	10:09:16.727	
5 -	48.717	25.784	1:14.501 (3)	95.63	0.191	10:10:31.228	
6 -	48.657	<b>25.653</b>	<b>1:14.310 (1)</b>	<b>95.87</b>		<b>10:11:45.538</b>	
7 -	<b>48.512</b>	26.101	1:14.613	95.48	0.303	10:13:00.151	
8 -	48.845	25.780	1:14.625	95.47	0.315	10:14:14.776	
9 -	48.631	25.764	1:14.395 (2)	95.76	0.085	10:15:29.171	
10 -	58.114	30.902	1:29.016	80.03	14.706	10:16:58.187	

P27 84 C		Tunc GUNERGUN		Aprilia RSV4 RF - 1 - BIKERSWORLD			
IDEAL LAP TIME : 1:14.166		BEST LAP TIME : 1:14.349		DIFFERENCE : 0.183			
LAP	SECTOR 1	SECTOR 2	LAP TIME	MPH	DIFF	TIME OF DAY	
1 -	58.171	28.030	1:26.201	82.65	11.852	10:05:31.926	
2 -	50.750	26.822	1:17.572	91.84	3.223	10:06:49.498	
3 -	49.650	26.103	1:15.753	94.05	1.404	10:08:05.251	
4 -	49.127	25.982	1:15.109 (2)	94.85	0.760	10:09:20.360	
5 -	51.001	<b>25.683</b>	1:16.684	92.90	2.335	10:10:37.044	
6 -	48.565	25.784	<b>1:14.349 (1)</b>	<b>95.82</b>		<b>10:11:51.393</b>	
7 -	<b>48.483</b>	26.849	1:15.332 (3)	94.57	0.983	10:13:06.725	
8 -	49.825	25.918	1:15.743	94.06	1.394	10:14:22.468	
9 -	49.769	IN PIT	1:23.918 P	84.90	9.569	10:15:46.386	

P28 4 C		Tom VAUGHAN		Kawasaki ZX10RR -			
IDEAL LAP TIME : 1:15.680		BEST LAP TIME : 1:15.967		DIFFERENCE : 0.287			
LAP	SECTOR 1	SECTOR 2	LAP TIME	MPH	DIFF	TIME OF DAY	
1 -	58.046	27.969	1:26.015	82.83	10.048	10:05:32.633	
2 -	51.336	26.441	1:17.777	91.60	1.810	10:06:50.410	
3 -	<b>49.587</b>	26.559	1:16.146 (2)	93.56	0.179	10:08:06.556	
4 -	50.432	26.203	1:16.635	92.96	0.668	10:09:23.191	
5 -	50.136	26.184	1:16.320	93.35	0.353	10:10:39.511	
6 -	50.150	<b>26.093</b>	1:16.243	93.44	0.276	10:11:55.754	
7 -	50.861	26.310	1:17.171	92.32	1.204	10:13:12.925	
8 -	49.739	26.228	<b>1:15.967 (1)</b>	<b>93.78</b>		<b>10:14:28.892</b>	
9 -	50.014	26.139	1:16.153 (3)	93.55	0.186	10:15:45.045	
10 -	55.623	30.899	1:26.522	82.34	10.555	10:17:11.567	

Weather / Track : Cloudy / Dry

Donington Park National  
Circuit Length = 1.9790 miles  
Start: 10:03 Flag 10:16 End: 10:17

# BMCRC - MRO Championships 2021 - Rnd 5 @ Donington National

Reactive Parts MRO Powerbikes inc Clubman 1000

## QUALIFYING - SECTOR ANALYSIS



SECTOR 1 = FL to I1, SECTOR 2 = I1 to FL, DIFF = Difference To Personal Best Lap, P = Crossed Finish Line in Pit Lane, D = Time Disallowed

<b>P29 63</b>		<b>Matthew WREN</b>		Suzuki GSXR - TBR performance		
IDEAL LAP TIME : 1:16.357		BEST LAP TIME : 1:16.565		DIFFERENCE : 0.208		
LAP	SECTOR 1	SECTOR 2	LAP TIME	MPH	DIFF	TIME OF DAY
1 -	OUTLAP	27.825	1:43.440	68.87	26.875	10:07:08.227
2 -	50.569	26.346	1:16.915 (3)	92.63	0.350	10:08:25.142
3 -	<b>50.196</b>	26.734	1:16.930	92.61	0.365	10:09:42.072
4 -	50.255	26.794	1:17.049	92.46	0.484	10:10:59.121
5 -	50.404	<b>26.161</b>	<b>1:16.565 (1)</b>	<b>93.05</b>		<b>10:12:15.686</b>
6 -	50.402	26.251	1:16.653 (2)	92.94	0.088	10:13:32.339

<b>P30 129 C</b>		<b>Cecil DINSMORE</b>		Suzuki GSXR 1000 - KnC Motorsport		
IDEAL LAP TIME : 1:16.424		BEST LAP TIME : 1:16.793		DIFFERENCE : 0.369		
LAP	SECTOR 1	SECTOR 2	LAP TIME	MPH	DIFF	TIME OF DAY
1 -	53.018	27.557	1:20.575 (2)	88.42	3.782	10:05:17.528
2 -	50.420	<b>26.373</b>	<b>1:16.793 (1)</b>	<b>92.77</b>		<b>10:06:34.321</b>
3 -	<b>50.051</b>	IN PIT	1:22.788 P	86.05	5.995	10:07:57.109

<b>P31 51</b>		<b>Michael HOGARTH</b>		Kawasaki ZX10 RR - WHR Racing		
IDEAL LAP TIME : 1:16.834		BEST LAP TIME : 1:16.974		DIFFERENCE : 0.140		
LAP	SECTOR 1	SECTOR 2	LAP TIME	MPH	DIFF	TIME OF DAY
1 -	53.641	27.675	1:21.316	87.61	4.342	10:05:14.832
2 -	<b>50.130</b>	27.076	1:17.206 (2)	92.28	0.232	10:06:32.038
3 -	51.307	26.929	1:18.236	91.06	1.262	10:07:50.274
4 -	50.262	26.712	<b>1:16.974 (1)</b>	<b>92.55</b>		<b>10:09:07.248</b>
5 -	50.552	27.045	1:17.597	91.81	0.623	10:10:24.845
6 -	50.855	27.226	1:18.081	91.24	1.107	10:11:42.926
7 -	50.612	27.661	1:18.273	91.02	1.299	10:13:01.199
8 -	50.455	26.774	1:17.229 (3)	92.25	0.255	10:14:18.428
9 -	50.704	<b>26.704</b>	1:17.408	92.04	0.434	10:15:35.836
10 -	50.524	26.806	1:17.330	92.13	0.356	10:16:53.166

<b>P32 7 C</b>		<b>Seb JENKINS</b>		Suzuki GSX-R 1000 - Mupo Race Suspension - Enpro - DDA gr		
IDEAL LAP TIME : 1:17.881		BEST LAP TIME : 1:18.066		DIFFERENCE : 0.185		
LAP	SECTOR 1	SECTOR 2	LAP TIME	MPH	DIFF	TIME OF DAY
1 -	OUTLAP	27.829	1:45.432	67.57	27.366	10:08:23.412
2 -	52.106	27.671	1:19.777 (3)	89.30	1.711	10:09:43.189
3 -	<b>50.972</b>	27.094	<b>1:18.066 (1)</b>	<b>91.26</b>		<b>10:11:01.255</b>
4 -	51.510	<b>26.909</b>	1:18.419 (2)	90.85	0.353	10:12:19.674
5 -	52.924	27.767	1:20.691	88.29	2.625	10:13:40.365
6 -	53.537	27.403	1:20.940	88.02	2.874	10:15:01.305
7 -	52.873	27.151	1:20.024	89.03	1.958	10:16:21.329

<b>P33 80 C</b>		<b>Dave NESTER</b>		BMW S1000RR -		
IDEAL LAP TIME : 1:20.470		BEST LAP TIME : 1:20.470		DIFFERENCE : 0.000		
LAP	SECTOR 1	SECTOR 2	LAP TIME	MPH	DIFF	TIME OF DAY
1 -	59.921	31.076	1:30.997	78.29	10.527	10:05:59.698
2 -	56.325	30.063	1:26.388	82.47	5.918	10:07:26.086
3 -	55.075	29.624	1:24.699	84.11	4.229	10:08:50.785
4 -	54.513	28.186	1:22.699	86.15	2.229	10:10:13.484
5 -	54.996	28.542	1:23.538	85.28	3.068	10:11:37.022
6 -	<b>52.488</b>	<b>27.982</b>	<b>1:20.470 (1)</b>	<b>88.53</b>		<b>10:12:57.492</b>
7 -	53.691	28.571	1:22.262 (3)	86.60	1.792	10:14:19.754
8 -	54.181	28.525	1:22.706	86.14	2.236	10:15:42.460
9 -	52.976	28.363	1:21.339 (2)	87.59	0.869	10:17:03.799

Weather / Track : Cloudy / Dry

Donington Park National  
Circuit Length = 1.9790 miles  
Start: 10:03 Flag 10:16 End: 10:17

# BMCRC - MRO Championships 2021 - Rnd 5 @ Donington National

Reactive Parts MRO Powerbikes inc Clubman 1000

## QUALIFYING - SECTOR ANALYSIS



SECTOR 1 = FL to I1, SECTOR 2 = I1 to FL, DIFF = Difference To Personal Best Lap, P = Crossed Finish Line in Pit Lane, D = Time Disallowed

<b>P34 833</b>		<b>Talan SKEELS-PIGGINS</b>		Yamaha R1 - Talan Racing			
IDEAL LAP TIME : 1:18.009		BEST LAP TIME : 1:20.596		DIFFERENCE : 2.587			
LAP	SECTOR 1	SECTOR 2	LAP TIME	MPH	DIFF	TIME OF DAY	
1 -	53.129	<b>27.467</b>	<b>1:20.596 (1)</b>	<b>88.39</b>		<b>10:06:26.644</b>	
2 -	<b>50.542</b>	IN PIT	1:23.772 P	85.04	3.176	10:07:50.416	

Weather / Track : Cloudy / Dry

Results can be found at [www.tsl-timing.com](http://www.tsl-timing.com)

Page 9 of 9

Donington Park National  
Circuit Length = 1.9790 miles  
Start: 10:03 Flag 10:16 End: 10:17

Printed - 10:17 Saturday, 04 September 2021



# BMCRC - MRO Championships 2021 - Rnd 5 @ Donington National

## Reactive Parts MRO Powerbikes inc Clubman 1000

### QUALIFYING - BEST SECTORS

SECTOR 1			SECTOR 2			IDEAL / BEST COMPARISON						
POS	NO	NAME	TIME	NO	NAME	TIME	POS	NO	NAME	IDEAL	BEST	DIFF
									<b>PERFECT LAP</b>	<b>1:10.241</b>		
1	40	PATMORE	45.961	72	O'BRIEN	24.280	1	72	O'BRIEN	1:10.242	1:10.242	0.000
2	72	O'BRIEN	45.962	32	MORRIS	24.635	2	40	PATMORE	1:10.826	1:10.826	0.000
3	16	WALSH	46.352	17	BAKER	24.730	3	2	BAKER	1:11.159	1:11.190	0.031
4	2	BAKER	46.425	2	BAKER	24.734	4	32	MORRIS	1:11.222	1:11.511	0.289
5	48	WILSON	46.498	48	WILSON	24.739	5	48	WILSON	1:11.237	1:11.308	0.071
6	32	MORRIS	46.587	40	PATMORE	24.865	6	16	WALSH	1:11.250	1:11.310	0.060
7	56	SMITH	46.600	16	WALSH	24.898	7	17	BAKER	1:11.339	1:11.446	0.107
8	17	BAKER	46.609	71	NORTON	24.932	8	71	NORTON	1:11.672	1:11.812	0.140
9	98	DICKINSON	46.629	173	DRAPER	25.046	9	98	DICKINSON	1:11.794	1:11.902	0.108
10	71	NORTON	46.740	277	AVERRE	25.055	10	56	SMITH	1:11.828	1:12.146	0.318
11	711	THORNTON	46.966	711	THORNTON	25.068	11	711	THORNTON	1:12.034	1:12.268	0.234
12	58	FRETWELL	46.979	33	NEEVES	25.131	12	58	FRETWELL	1:12.148	1:12.148	0.000
13	33	NEEVES	47.309	98	DICKINSON	25.165	13	33	NEEVES	1:12.440	1:12.440	0.000
14	52	COTGROVE	47.416	58	FRETWELL	25.169	14	52	COTGROVE	1:12.703	1:12.729	0.026
15	231	SIMPSON	47.501	22	GREENSHIELDS	25.201	15	231	SIMPSON	1:12.862	1:12.963	0.101
16	11	HARVEY	47.627	56	SMITH	25.228	16	173	DRAPER	1:12.863	1:12.863	0.000
17	83	SIGGS	47.771	52	COTGROVE	25.287	17	11	HARVEY	1:12.927	1:13.160	0.233
18	173	DRAPER	47.817	88	HALLIDAY	25.296	18	277	AVERRE	1:12.985	1:12.985	0.000
19	211	WHITCHER	47.921	11	HARVEY	25.300	19	88	HALLIDAY	1:13.253	1:13.443	0.190
20	277	AVERRE	47.930	231	SIMPSON	25.361	20	83	SIGGS	1:13.282	1:13.282	0.000
21	88	HALLIDAY	47.957	211	WHITCHER	25.471	21	211	WHITCHER	1:13.392	1:13.392	0.000
22	148	COLLINS	47.959	148	COLLINS	25.492	22	22	GREENSHIELDS	1:13.415	1:13.511	0.096
23	114	MARTIN	48.125	83	SIGGS	25.511	23	148	COLLINS	1:13.451	1:13.537	0.086
24	22	GREENSHIELDS	48.214	710	HENSTOCK	25.653	24	114	MARTIN	1:13.915	1:14.032	0.117
25	275	WILBY	48.412	84	GUNERGUN	25.683	25	710	HENSTOCK	1:14.165	1:14.310	0.145
26	84	GUNERGUN	48.483	114	MARTIN	25.790	26	84	GUNERGUN	1:14.166	1:14.349	0.183
27	710	HENSTOCK	48.512	275	WILBY	25.809	27	275	WILBY	1:14.221	1:14.306	0.085
28	4	VAUGHAN	49.587	4	VAUGHAN	26.093	28	4	VAUGHAN	1:15.680	1:15.967	0.287
29	129	DINSMORE	50.051	63	WREN	26.161	29	63	WREN	1:16.357	1:16.565	0.208
30	51	HOGARTH	50.130	129	DINSMORE	26.373	30	129	DINSMORE	1:16.424	1:16.793	0.369
31	63	WREN	50.196	51	HOGARTH	26.704	31	51	HOGARTH	1:16.834	1:16.974	0.140
32	833	SKEELS-PIGGINS	50.542	7	JENKINS	26.909	32	7	JENKINS	1:17.881	1:18.066	0.185
33	7	JENKINS	50.972	833	SKEELS-PIGGINS	27.467	33	833	SKEELS-PIGGINS	1:18.009	1:20.596	2.587
34	80	NESTER	52.488	80	NESTER	27.982	34	80	NESTER	1:20.470	1:20.470	0.000

Weather / Track : Cloudy / Dry

Donington Park National  
Circuit Length = 1.9790 miles  
Start: 10:03 Flag 10:16 End: 10:17

Results can be found at [www.tsl-timing.com](http://www.tsl-timing.com)

Printed - 10:17 Saturday, 04 September 2021

# BMCRC - MRO Championships 2021 - Rnd 5 @ Donington National

## Reactive Parts MRO Powerbikes inc Clubman 1000

### QUALIFYING - STATISTICS

Competitors Started	34
Planned Start	2021-09-04 @ 10:08:00.000
Actual Start	2021-09-04 @ 10:03:30.889
Finish Time	2021-09-04 @ 10:16:14.643
Track Length	1.9790mi.
Total Laps	289
Total Distance Covered	571.9504mi.

### Session Fastest Lap History

NO	CL	NAME	LAP TIME	TIME OF DAY	LAP	VEHICLE
58	C	Kenny FRETWELL	1:17.904	10:05:10.376	1	Yamaha R1
2		Peter BAKER	1:16.852	10:05:11.202	1	Kawasaki ZX10R
2		Peter BAKER	1:12.417	10:06:23.618	2	Kawasaki ZX10R
2		Peter BAKER	1:11.617	10:07:35.235	3	Kawasaki ZX10R
48		Nicky WILSON	1:11.519	10:07:42.461	3	Suzuki GSXR 1000
72		Michael O'BRIEN	1:11.114	10:08:29.212	3	Yamaha R1
40		Aiden PATMORE	1:10.826	10:10:25.932	5	BMW S1000RR
72		Michael O'BRIEN	1:10.242	10:10:51.617	5	Yamaha R1

### Flag History

TYPE	TIME OF DAY
GREEN	10:03:30.889
FINISH	10:16:14.643

### Flag Statistics

TYPE	COUNT	TOTAL LAPS	TOTAL TIME
Green	1	11	13:57.949
Red	0	0	0.000
Safety Car	0	0	0.000
FCY	0	0	0.000

# BMCRC - MRO Championships 2021 - Rnd 5 @ Donington National

Reactive Parts MRO Powerbikes inc Clubman 1000

## QUALIFYING - STATISTICS

CLASS :

21 Starters

### Fastest Lap History

NO	NAME	LAP TIME	TIME OF DAY	LAP	VEHICLE
2	Peter BAKER	1:16.852	10:05:11.202	1	Kawasaki ZX10R
2	Peter BAKER	1:12.417	10:06:23.618	2	Kawasaki ZX10R
2	Peter BAKER	1:11.617	10:07:35.235	3	Kawasaki ZX10R
48	Nicky WILSON	1:11.519	10:07:42.461	3	Suzuki GSXR 1000
72	Michael O'BRIEN	1:11.114	10:08:29.212	3	Yamaha R1
40	Aiden PATMORE	1:10.826	10:10:25.932	5	BMW S1000RR
72	Michael O'BRIEN	1:10.242	10:10:51.617	5	Yamaha R1

Weather / Track : Cloudy / Dry

Results can be found at [www.tsl-timing.com](http://www.tsl-timing.com)

Page 2 of 3

Donington Park National  
Circuit Length = 1.9790 miles  
Start: 10:03 Flag 10:16 End: 10:17

Printed - 10:18 Saturday, 04 September 2021

# BMCRC - MRO Championships 2021 - Rnd 5 @ Donington National

Reactive Parts MRO Powerbikes inc Clubman 1000

## QUALIFYING - STATISTICS

CLASS : C

13 Starters

### Fastest Lap History

NO	NAME	LAP TIME	TIME OF DAY	LAP	VEHICLE
58	Kenny FRETWELL	1:17.904	10:05:10.376	1	Yamaha R1
58	Kenny FRETWELL	1:13.954	10:06:24.329	2	Yamaha R1
58	Kenny FRETWELL	1:12.148	10:07:36.477	3	Yamaha R1

Weather / Track : Cloudy / Dry

Results can be found at [www.tsl-timing.com](http://www.tsl-timing.com)

Page 3 of 3

Donington Park National  
Circuit Length = 1.9790 miles  
Start: 10:03 Flag 10:16 End: 10:17

Printed - 10:18 Saturday, 04 September 2021

# BMCRC - MRO Championships 2021 - Rnd 5 @ Donington National

## Reactive Parts MRO Powerbikes inc Clubman 1000

### RACE 5 - GRID (10 Laps)



ROW 12	36		35		34	833	Talan SKEELS-PIGGINS	1:20.596	
ROW 11		33	80	Dave NESTER	32	7	Seb JENKINS	1:20.470 1:18.066 1:16.974	
ROW 10		30	129	Cecil DINSMORE	29	63	Matthew WREN	1:16.793 1:16.565 1:15.967	
ROW 9			27	84	Tunc GUNERGUN	26	710	Craig HENSTOCK	1:14.349 1:14.310 1:14.306
ROW 8		24	114	Ricky MARTIN	23	148	Aaron COLLINS	1:14.032 1:13.537 1:13.511	
ROW 7			21	88	Scott HALLIDAY	20	211	Nick WHITCHER	1:13.443 1:13.392 1:13.282
ROW 6		18	11	Josh HARVEY	17	277	Adrian AVERRE	1:13.160 1:12.985 1:12.963	
ROW 5			15	173	Stephen DRAPER	14	52	Ben COTGROVE	1:12.863 1:12.729 1:12.440
ROW 4		12	711	Ritchie THORNTON	11	58	Kenny FRETWELL	1:12.268 1:12.148 1:12.146	
ROW 3			9	98	Rick DICKINSON	8	71	Tom NORTON	1:11.902 1:11.812 1:11.511
ROW 2		6	17	Philip BAKER	5	16	Glenn WALSH	1:11.446 1:11.310 1:11.308	
ROW 1			3	2	Peter BAKER	2	40	Aiden PATMORE	1:11.190 1:10.826 1:10.242
					1	72	Michael O'BRIEN	<b>Pole</b>	

These results are provisional until the conclusion of any judicial and technical matters.

Donington Park National  
Circuit Length = 1.9790 miles

Clerk Of Course :	Stewards :	Timekeeper :
-------------------	------------	--------------

Results can be found at [www.tsl-timing.com](http://www.tsl-timing.com)

Printed - 10:18 Saturday, 04 September 2021



# BMCRC - MRO Championships 2021 - Rnd 5 @ Donington National

Reactive Parts MRO Powerbikes inc Clubman 1000

## RACE 5 - CLASSIFICATION



POS	NO	CL	PIC NAME	ENTRY	LAPS	TIME	GAP	DIFF	MPH	BEST	ON
1	72		1 Michael O'BRIEN	Yamaha R1 -	10	11:46.253			100.68	1:09.648	3
2	40		2 Aiden PATMORE	BMW S1000RR - TBR performance/Iris Rigging	10	11:46.526	0.273	0.273	100.64	1:09.794	8
3	48		3 Nicky WILSON	Suzuki GSXR 1000 - Demon GP/Haslemere Motorcy	10	11:49.123	2.870	2.597	100.27	1:09.859	4
4	71		4 Tom NORTON	Kawasaki ZX10 -	10	11:52.915	6.662	3.792	99.74	1:09.971	3
5	17		5 Philip BAKER	BMW S1000RR - Paul & Justine Bushell	10	11:58.935	12.682	6.020	98.91	1:10.737	4
6	711		6 Ritchie THORNTON	Kawasaki ZX10R - Team 71	10	11:59.563	13.310	0.628	98.82	1:10.700	10
7	16		7 Glenn WALSH	BMW S1000RR - Walters Medical	10	11:59.916	13.663	0.353	98.77	1:10.630	10
8	2		8 Peter BAKER	Kawasaki ZX10R - Dodfrey Engineering	10	12:00.673	14.420	0.757	98.67	1:10.885	4
9	173		9 Stephen DRAPER	Kawasaki ZX10 -	10	12:03.970	17.717	3.297	98.22	1:10.925	10
10	98		10 Rick DICKINSON	BMW S1000RR - MotorcycleRaceParts.co.uk	10	12:04.869	18.616	0.899	98.10	1:11.124	10
11	52		11 Ben COTGROVE	Yamaha R1 - MFR	10	12:10.309	24.056	5.440	97.36	1:11.724	6
12	33		12 Michael NEEVES	BMW S1000RR - Prime Factors Racing	10	12:10.510	24.257	0.201	97.34	1:11.611	7
13	58	C	1 Kenny FRETWELL	Yamaha R1 - Seton Tuning	10	12:13.992	27.739	3.482	96.88	1:12.095	4
14	32*		13 Martin MORRIS	BMW S1000RR - Morris Racing, Obsession Enginee	10	12:17.100	30.847	3.108	96.47	1:11.822	4
15	11		14 Josh HARVEY	Yamaha R1 - NR Racing	10	12:21.246	34.993	4.146	95.93	1:12.930	5
16	88	C	2 Scott HALLIDAY	Suzuki GSXR 1000 - Performance fitness gym	10	12:21.647	35.394	0.401	95.88	1:12.964	6
17	83	C	3 Jason SIGGS	Yamaha R1 - J Siggs Construction	10	12:26.305	40.052	4.658	95.28	1:13.155	5
18	22		15 Jordan GREENSHIELDS	Suzuki GSXR1000R - Woodford halse garage	10	12:32.115	45.862	5.810	94.54	1:13.201	7
19	231		16 Marcus SIMPSON	Suzuki GSX-R 1000 - JPS Racing	10	12:32.421	46.168	0.306	94.50	1:12.854	3
20	710	C	4 Craig HENSTOCK	BMW S1000RR - Alheavy Ltd / Kronos Threat Mana	10	12:36.326	50.073	3.905	94.02	1:13.112	10
21	129	C	5 Cecil DINSMORE	Suzuki GSXR 1000 - KnC Motorsport	10	12:39.773	53.520	3.447	93.59	1:13.501	5
22	148	C	6 Aaron COLLINS	BMW S1000RR - Precision installations	10	12:39.911	53.658	0.138	93.57	1:13.099	7
23	84	C	7 Tunc GUNERGUN	Aprilia RSV4 RF - 1 - BIKERSWORLD	10	12:41.693	55.440	1.782	93.35	1:14.333	4
24	63*		17 Matthew WREN	Suzuki GSXR - TBR performance	10	12:45.873	59.620	4.180	92.84	1:15.160	2
25	4	C	8 Tom VAUGHAN	Kawasaki ZX10RR -	10	12:50.895	1:04.642	5.022	92.24	1:15.204	3
26	7	C	9 Seb JENKINS	Suzuki GSX-R 1000 - Mupo Race Suspension - Enpr	9	11:45.294	1 Lap	1 Lap	90.72	1:16.125	7
27	80	C	10 Dave NESTER	BMW S1000RR -	9	12:18.789	1 Lap	33.495	86.60	1:19.484	9

### NOT CLASSIFIED

DNF	114		Ricky MARTIN	Kawasaki ZX10 - T.B.R Performance	7	8:50.739	3 Laps	2 Laps	93.71	1:13.329	5
DNF	51		Michael HOGARTH	Kawasaki ZX10 RR - WHR Racing	7	9:22.397	3 Laps	31.658	88.43	1:17.578	4
DNF	56		Mike SMITH	Kawasaki ZX10R - Smiffs Garage	4	5:00.321	6 Laps	3 Laps	94.43	1:13.128	3
DNF	211	C	Nick WHITCHER	Kawasaki ZX10R -	4	5:00.343	6 Laps	0.022	94.43	1:11.926	4

### FASTEST LAP

	72		Michael O'BRIEN	Yamaha R1 -	3	1:09.648	102.29 mph	164.62 kph
	211	C	Nick WHITCHER	Kawasaki ZX10R -	4	1:11.926	99.05 mph	159.41 kph

\* Bike 32 - 10 second penalty - jump start

\* Bike 63 - Please fit a working transponder

Class - 92.5% of Race Speed = 93.12 mph

Class C - 92.5% of Race Speed = 89.61 mph

Donington Park National: 1.9790 miles

Race Distance: 10 Laps / 19.79 miles

Start: 13:02 Flag 13:14 End: 13:16

Weather / Track : Cloudy / Dry

These results are provisional until the conclusion of any judicial and technical matters.

Clerk Of Course :	Stewards :	Timekeeper :

Results can be found at [www.tsl-timing.com](http://www.tsl-timing.com)

Printed - 13:17 Saturday, 04 September 2021



# BMCRC - MRO Championships 2021 - Rnd 5 @ Donington National

## Reactive Parts MRO Powerbikes inc Clubman 1000

### RACE 5 - LAP CHART

LAP 1 @ 13:04:12.129	NO	BEHIND	LAP TIME
----------------------	----	--------	----------

72			1:14.365
40	0.708		1:15.073
48	1.090		1:15.455
71	1.356		1:15.721
2	2.145		1:16.510
16	2.270		1:16.635
17	2.560		1:16.925
32	3.374		1:17.739
711	3.588		1:17.953
52	4.031		1:18.396
98	4.247		1:18.612
56	4.662		1:19.027
173	5.042		1:19.407
33	5.402		1:19.767
58	6.140		1:20.505
88	7.056		1:21.421
211	7.182		1:21.547
83	7.634		1:21.999
11	7.719		1:22.084
231	8.116		1:22.481
22	8.384		1:22.749
129	8.873		1:23.238
63	10.365		1:24.730
114	11.392		1:25.757
51	11.603		1:25.968
84	11.778		1:26.143
4	11.977		1:26.342
710	12.178		1:26.543
148	12.316		1:26.681
7	12.530		1:26.895
80	16.536		1:30.901

LAP 2 @ 13:05:22.192	NO	BEHIND	LAP TIME
----------------------	----	--------	----------

72			1:10.063
40	0.833		1:10.188
48	1.269		1:10.242
71	1.759		1:10.466
16	2.949		1:10.742
2	3.018		1:10.936
17	3.579		1:11.082
32	5.701		1:12.390
711	5.937		1:12.412
98	6.351		1:12.167
52	6.963		1:12.995
173	7.327		1:12.348
33	8.048		1:12.709
58	9.123		1:13.046
56	9.517		1:14.918
88	10.110		1:13.117
211	10.486		1:13.367
11	10.926		1:13.270
83	12.034		1:14.463
231	12.257		1:14.204
129	13.019		1:14.209
22	13.542		1:15.221
63	15.462		1:15.160
114	16.009		1:14.680
84	18.854		1:17.139
710	19.094		1:16.979
4	19.691		1:17.777
51	20.279		1:18.739

LAP 3 @ 13:06:31.840	NO	BEHIND	LAP TIME
----------------------	----	--------	----------

148	20.526		1:18.273
7	20.709		1:18.242
80	29.335		1:22.862
72			1:09.648
40	1.260		1:10.075
48	1.501		1:09.880
71	2.082		1:09.971
2	4.772		1:11.402
17	5.091		1:11.160
16	5.263		1:11.962
711	7.985		1:11.696
32	8.072		1:12.019
98	8.385		1:11.682
173	9.286		1:11.607
52	9.517		1:12.202
33	10.410		1:12.010
58	11.711		1:12.236
56	12.997		1:13.128
88	14.129		1:13.667
211	14.341		1:13.503
11	14.598		1:13.320
231	15.463		1:12.854
83	16.421		1:14.035
129	17.115		1:13.744
22	18.188		1:14.294
114	21.206		1:14.845
63	22.195		1:16.381
84	23.759		1:14.553
710	23.966		1:14.520
4	25.247		1:15.204
148	26.669		1:15.791
7	28.600		1:17.539
51	28.700		1:18.069
80	41.714		1:22.027

LAP 4 @ 13:07:42.073	NO	BEHIND	LAP TIME
----------------------	----	--------	----------

72			1:10.233
40	0.943		1:09.916
48	1.127		1:09.859
71	1.937		1:10.088
2	5.424		1:10.885
17	5.595		1:10.737
16	6.103		1:11.073
711	8.856		1:11.104
32	9.661		1:11.822
98	9.980		1:11.828
173	10.337		1:11.284
52	11.288		1:12.004
33	12.158		1:11.981
58	13.573		1:12.095
56	16.012		1:13.248
211	16.034		1:11.926
11	17.363		1:12.998
88	17.796		1:13.900
231	19.547		1:14.317
83	20.308		1:14.120
129	20.605		1:13.723
22	21.415		1:13.460
114	25.364		1:14.391
63	27.212		1:15.250

LAP 5 @ 13:08:52.068	NO	BEHIND	LAP TIME
----------------------	----	--------	----------

84	27.859		1:14.333
710	28.006		1:14.273
148	30.782		1:14.346
4	31.185		1:16.171
51	36.045		1:17.578
7	36.287		1:17.920
80	52.710		1:21.229
72			1:09.995
40	0.930		1:09.982
48	1.048		1:09.916
71	2.318		1:10.376
17	6.968		1:11.368
2	6.999		1:11.570
16	7.518		1:11.410
711	9.757		1:10.896
98	11.555		1:11.570
32	11.806		1:12.140
173	12.022		1:11.680
52	13.674		1:12.381
33	14.035		1:11.872
58	15.764		1:12.186
11	20.298		1:12.930
88	20.776		1:12.975
231	23.185		1:13.633
83	23.468		1:13.155
129	24.111		1:13.501
22	25.135		1:13.715
114	28.698		1:13.329
710	32.464		1:14.453
63	33.088		1:15.871
84	33.318		1:15.454
148	34.859		1:14.072
4	36.556		1:15.366
51	43.741		1:17.691
7	43.896		1:17.604
80	1:04.513		1:21.798

LAP 6 @ 13:10:02.454	NO	BEHIND	LAP TIME
----------------------	----	--------	----------

72			1:10.386
40	0.949		1:10.405
48	1.155		1:10.493
71	3.296		1:11.364
17	8.256		1:11.674
2	8.819		1:12.206
16	9.105		1:11.973
711	10.538		1:11.167
98	13.369		1:12.200
32	13.608		1:12.188
173	13.686		1:12.050
52	15.012		1:11.724
33	15.663		1:12.014
58	18.091		1:12.713
11	23.022		1:13.110
88	23.354		1:12.964
83	27.504		1:14.422
231	27.681		1:14.882
22	28.417		1:13.668
114	31.695		1:13.383
129	35.471		1:21.746
710	36.791		1:14.713

LAP 7 @ 13:11:12.808	NO	BEHIND	LAP TIME
----------------------	----	--------	----------

84	37.880		1:14.948
63	38.646		1:15.944
148	38.908		1:14.435
4	41.619		1:15.449
51	51.039		1:17.684
7	51.249		1:17.739
72			1:10.354
40	0.661		1:10.066
48	1.120		1:10.319
71	3.834		1:10.892
80	1 Lap		1:20.213
17	9.182		1:11.280
2	9.702		1:11.237
16	10.115		1:11.364
711	11.175		1:10.991
98	14.658		1:11.643
173	14.801		1:11.469
32	16.127		1:12.873
52	16.632		1:11.974
33	16.920		1:11.611
58	20.309		1:12.572
11	25.787		1:13.119
88	26.103		1:13.103
83	30.544		1:13.394
22	31.264		1:13.201
231	32.056		1:14.729
114	35.695		1:14.354
129	40.049		1:14.932
710	40.422		1:13.985
148	41.653		1:13.099
84	41.901		1:14.375
63	44.062		1:15.770
4	46.817		1:15.552
7	57.020		1:16.125
51	1:07.353		1:26.668 P

LAP 8 @ 13:12:23.263	NO	BEHIND	LAP TIME
----------------------	----	--------	----------

40			1:09.794
72	0.198		1:10.653
48	1.402		1:10.737
71	4.263		1:10.884
17	10.798		1:12.071
2	11.130		1:11.883
16	11.210		1:11.550
711	11.749		1:11.029
80	1 Lap		1:19.977
173	15.635		1:11.289
98	16.120		1:11.917
32	17.759		1:12.087
52	18.891		1:12.714
33	19.058		1:12.593
58	22.666		1:12.812
11	28.894		1:13.562
88	29.166		1:13.518
83	33.708		1:13.619
231	37.534		1:15.933
22	38.227		1:17.418
710	44.147		1:14.180
129	44.691		1:15.097
148	44.935		1:13.737

LAP 9 @ 13:13:33.590	NO	BEHIND	LAP TIME
----------------------	----	--------	----------

84	46.017		1:14.571
63	49.279		1:15.672
4	52.061		1:15.699
7	1:03.106		1:16.541
40			1:10.327
72	0.056		1:10.185
48	1.962		1:10.887
71	5.238		1:11.302
17	12.031		1:11.560
711	13.037		1:11.615
2	13.396		1:12.593
16	13.460		1:12.577
173	17.219		1:11.911
98	17.919		1:12.126
32	19.358		1:11.926
52	21.035		1:12.471
33	21.606		1:12.875
80	1 Lap		1:20.298
58	25.586		1:13.247
11	32.090		1:13.523
88	32.489		1:13.650
83	36.938		1:13.557
231	41.644		1:14.437
22	42.352		1:14.452
710	47.388		1:13.568
129	48.713		1:14.349
148	48.975		1:14.367
84	50.237		1:14.547
63	54.415		1:15.463
4	58.427		1:16.693
7	1:09.468		1:16.689

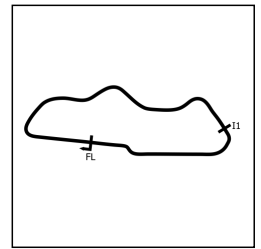
LAP 10 @ 13:14:44.017	NO	BEHIND	LAP TIME
-----------------------	----	--------	----------

72			1:10.371
40	0.273		1:10.700
48	2.870		1:11.335
71	6.662		1:11.851
17	12.682		1:11.078
711	13.310		1:10.700
16	13.663		1:10.630
2	14.		

# BMCRC - MRO Championships 2021 - Rnd 5 @ Donington National

Reactive Parts MRO Powerbikes inc Clubman 1000

## RACE 5 - SECTOR ANALYSIS



SECTOR 1 = FL to I1, SECTOR 2 = I1 to FL, DIFF = Difference To Personal Best Lap, P = Crossed Finish Line in Pit Lane, D = Time Disallowed

P1 72		Michael O'BRIEN		Yamaha R1 -		
IDEAL LAP TIME : 1:09.648		BEST LAP TIME : 1:09.648		DIFFERENCE : 0.000		
LAP	SECTOR 1	SECTOR 2	LAP TIME	MPH	DIFF	TIME OF DAY
1 -		24.504	1:14.365	95.80	4.717	13:04:12.129
2 -	45.732	24.331	1:10.063 (3)	101.68	0.415	13:05:22.192
3 -	<b>45.704</b>	<b>23.944</b>	<b>1:09.648 (1)</b>	<b>102.29</b>		<b>13:06:31.840</b>
4 -	45.798	24.435	1:10.233	101.44	0.585	13:07:42.073
5 -	45.926	24.069	1:09.995 (2)	101.78	0.347	13:08:52.068
6 -	46.067	24.319	1:10.386	101.22	0.738	13:10:02.454
7 -	46.118	24.236	1:10.354	101.26	0.706	13:11:12.808
8 -	46.302	24.351	1:10.653	100.83	1.005	13:12:23.461
9 -	45.970	24.215	1:10.185	101.51	0.537	13:13:33.646
10 -	45.950	24.421	1:10.371	101.24	0.723	13:14:44.017

P2 40		Aiden PATMORE		BMW S1000RR - TBR performance/Iris Rigging		
IDEAL LAP TIME : 1:09.794		BEST LAP TIME : 1:09.794		DIFFERENCE : 0.000		
LAP	SECTOR 1	SECTOR 2	LAP TIME	MPH	DIFF	TIME OF DAY
1 -		24.725	1:15.073	94.90	5.279	13:04:12.837
2 -	45.784	24.404	1:10.188	101.50	0.394	13:05:23.025
3 -	45.693	24.382	1:10.075	101.67	0.281	13:06:33.100
4 -	45.510	24.406	1:09.916 (2)	101.90	0.122	13:07:43.016
5 -	45.612	24.370	1:09.982 (3)	101.80	0.188	13:08:52.998
6 -	45.998	24.407	1:10.405	101.19	0.611	13:10:03.403
7 -	45.638	24.428	1:10.066	101.68	0.272	13:11:13.469
8 -	<b>45.449</b>	<b>24.345</b>	<b>1:09.794 (1)</b>	<b>102.08</b>		<b>13:12:23.263</b>
9 -	45.975	24.352	1:10.327	101.30	0.533	13:13:33.590
10 -	45.575	25.125	1:10.700	100.77	0.906	13:14:44.290

P3 48		Nicky WILSON		Suzuki GSXR 1000 - Demon GP/Haslemere Motorcycles		
IDEAL LAP TIME : 1:09.756		BEST LAP TIME : 1:09.859		DIFFERENCE : 0.103		
LAP	SECTOR 1	SECTOR 2	LAP TIME	MPH	DIFF	TIME OF DAY
1 -		24.753	1:15.455	94.42	5.596	13:04:13.219
2 -	45.857	24.385	1:10.242	101.42	0.383	13:05:23.461
3 -	<b>45.467</b>	24.413	1:09.880 (2)	101.95	0.021	13:06:33.341
4 -	45.508	24.351	<b>1:09.859 (1)</b>	<b>101.98</b>		<b>13:07:43.200</b>
5 -	45.627	<b>24.289</b>	1:09.916 (3)	101.90	0.057	13:08:53.116
6 -	46.134	24.359	1:10.493	101.06	0.634	13:10:03.609
7 -	45.925	24.394	1:10.319	101.31	0.460	13:11:13.928
8 -	46.145	24.592	1:10.737	100.72	0.878	13:12:24.665
9 -	46.311	24.576	1:10.887	100.50	1.028	13:13:35.552
10 -	46.734	24.601	1:11.335	99.87	1.476	13:14:46.887

P4 71		Tom NORTON		Kawasaki ZX10 -		
IDEAL LAP TIME : 1:09.962		BEST LAP TIME : 1:09.971		DIFFERENCE : 0.009		
LAP	SECTOR 1	SECTOR 2	LAP TIME	MPH	DIFF	TIME OF DAY
1 -		24.766	1:15.721	94.09	5.750	13:04:13.485
2 -	45.935	24.531	1:10.466	101.10	0.495	13:05:23.951
3 -	45.514	<b>24.457</b>	<b>1:09.971 (1)</b>	<b>101.82</b>		<b>13:06:33.922</b>
4 -	<b>45.505</b>	24.583	1:10.088 (2)	101.65	0.117	13:07:44.010
5 -	45.574	24.802	1:10.376 (3)	101.23	0.405	13:08:54.386
6 -	46.528	24.836	1:11.364	99.83	1.393	13:10:05.750
7 -	46.143	24.749	1:10.892	100.49	0.921	13:11:16.642
8 -	46.165	24.719	1:10.884	100.51	0.913	13:12:27.526
9 -	46.397	24.905	1:11.302	99.92	1.331	13:13:38.828
10 -	46.574	25.277	1:11.851	99.15	1.880	13:14:50.679

Weather / Track : Cloudy / Dry

Donington Park National  
Circuit Length = 1.9790 miles  
Start: 13:02 Flag 13:14 End: 13:16



# BMCRC - MRO Championships 2021 - Rnd 5 @ Donington National

Reactive Parts MRO Powerbikes inc Clubman 1000

## RACE 5 - SECTOR ANALYSIS



SECTOR 1 = FL to I1, SECTOR 2 = I1 to FL, DIFF = Difference To Personal Best Lap, P = Crossed Finish Line in Pit Lane, D = Time Disallowed

<b>P5 17 Philip BAKER</b>		BMW S1000RR - Paul & Justine Bushell				
IDEAL LAP TIME : 1:10.684		BEST LAP TIME : 1:10.737		DIFFERENCE : 0.053		
LAP	SECTOR 1	SECTOR 2	LAP TIME	MPH	DIFF	TIME OF DAY
1 -		25.110	1:16.925	92.61	6.188	13:04:14.689
2 -	46.531	<b>24.551</b>	1:11.082 (3)	100.23	0.345	13:05:25.771
3 -	46.457	24.703	1:11.160	100.12	0.423	13:06:36.931
<b>4 -</b>	<b>46.133</b>	24.604	<b>1:10.737 (1)</b>	<b>100.72</b>		<b>13:07:47.668</b>
5 -	46.419	24.949	1:11.368	99.82	0.631	13:08:59.036
6 -	46.776	24.898	1:11.674	99.40	0.937	13:10:10.710
7 -	46.531	24.749	1:11.280	99.95	0.543	13:11:21.990
8 -	46.701	25.370	1:12.071	98.85	1.334	13:12:34.061
9 -	46.796	24.764	1:11.560	99.56	0.823	13:13:45.621
10 -	46.288	24.790	1:11.078 (2)	100.23	0.341	13:14:56.699

<b>P6 711 Ritchie THORNTON</b>		Kawasaki ZX10R - Team 71				
IDEAL LAP TIME : 1:10.700		BEST LAP TIME : 1:10.700		DIFFERENCE : 0.000		
LAP	SECTOR 1	SECTOR 2	LAP TIME	MPH	DIFF	TIME OF DAY
1 -		25.230	1:17.953	91.39	7.253	13:04:15.717
2 -	47.391	25.021	1:12.412	98.39	1.712	13:05:28.129
3 -	46.889	24.807	1:11.696	99.37	0.996	13:06:39.825
4 -	46.303	24.801	1:11.104	100.20	0.404	13:07:50.929
5 -	46.315	24.581	1:10.896 (2)	100.49	0.196	13:09:01.825
6 -	46.590	24.577	1:11.167	100.11	0.467	13:10:12.992
7 -	46.281	24.710	1:10.991 (3)	100.35	0.291	13:11:23.983
8 -	46.373	24.656	1:11.029	100.30	0.329	13:12:35.012
9 -	46.836	24.779	1:11.615	99.48	0.915	13:13:46.627
<b>10 -</b>	<b>46.166</b>	<b>24.534</b>	<b>1:10.700 (1)</b>	<b>100.77</b>		<b>13:14:57.327</b>

<b>P7 16 Glenn WALSH</b>		BMW S1000RR - Walters Medical				
IDEAL LAP TIME : 1:10.234		BEST LAP TIME : 1:10.630		DIFFERENCE : 0.396		
LAP	SECTOR 1	SECTOR 2	LAP TIME	MPH	DIFF	TIME OF DAY
1 -		25.003	1:16.635	92.96	6.005	13:04:14.399
2 -	<b>45.707</b>	25.035	1:10.742 (2)	100.71	0.112	13:05:25.141
3 -	46.443	25.519	1:11.962	99.00	1.332	13:06:37.103
4 -	46.334	24.739	1:11.073 (3)	100.24	0.443	13:07:48.176
5 -	46.636	24.774	1:11.410	99.77	0.780	13:08:59.586
6 -	47.030	24.943	1:11.973	98.99	1.343	13:10:11.559
7 -	46.495	24.869	1:11.364	99.83	0.734	13:11:22.923
8 -	46.448	25.102	1:11.550	99.57	0.920	13:12:34.473
9 -	47.612	24.965	1:12.577	98.16	1.947	13:13:47.050
<b>10 -</b>	46.103	<b>24.527</b>	<b>1:10.630 (1)</b>	<b>100.87</b>		<b>13:14:57.680</b>

<b>P8 2 Peter BAKER</b>		Kawasaki ZX10R - Dodfrey Engineering				
IDEAL LAP TIME : 1:10.864		BEST LAP TIME : 1:10.885		DIFFERENCE : 0.021		
LAP	SECTOR 1	SECTOR 2	LAP TIME	MPH	DIFF	TIME OF DAY
1 -		25.093	1:16.510	93.11	5.625	13:04:14.274
2 -	46.226	24.710	1:10.936 (2)	100.43	0.051	13:05:25.210
3 -	46.695	<b>24.707</b>	1:11.402	99.78	0.517	13:06:36.612
<b>4 -</b>	<b>46.157</b>	24.728	<b>1:10.885 (1)</b>	<b>100.50</b>		<b>13:07:47.497</b>
5 -	46.346	25.224	1:11.570	99.54	0.685	13:08:59.067
6 -	47.039	25.167	1:12.206	98.67	1.321	13:10:11.273
7 -	46.435	24.802	1:11.237 (3)	100.01	0.352	13:11:22.510
8 -	46.557	25.326	1:11.883	99.11	0.998	13:12:34.393
9 -	47.226	25.367	1:12.593	98.14	1.708	13:13:46.986
10 -	46.451	25.000	1:11.451	99.71	0.566	13:14:58.437

Weather / Track : Cloudy / Dry

Donington Park National  
Circuit Length = 1.9790 miles  
Start: 13:02 Flag 13:14 End: 13:16

# BMCRC - MRO Championships 2021 - Rnd 5 @ Donington National

Reactive Parts MRO Powerbikes inc Clubman 1000

## RACE 5 - SECTOR ANALYSIS



SECTOR 1 = FL to I1, SECTOR 2 = I1 to FL, DIFF = Difference To Personal Best Lap, P = Crossed Finish Line in Pit Lane, D = Time Disallowed

P9 173		Stephen DRAPER		Kawasaki ZX10 -		
IDEAL LAP TIME : 1:10.925		BEST LAP TIME : 1:10.925		DIFFERENCE : 0.000		
LAP	SECTOR 1	SECTOR 2	LAP TIME	MPH	DIFF	TIME OF DAY
1 -		25.522	1:19.407	89.72	8.482	13:04:17.171
2 -	47.406	24.942	1:12.348	98.47	1.423	13:05:29.519
3 -	46.840	24.767	1:11.607	99.49	0.682	13:06:41.126
4 -	46.578	24.706	1:11.284 (2)	99.94	0.359	13:07:52.410
5 -	46.677	25.003	1:11.680	99.39	0.755	13:09:04.090
6 -	47.313	24.737	1:12.050	98.88	1.125	13:10:16.140
7 -	46.632	24.837	1:11.469	99.68	0.544	13:11:27.609
8 -	46.545	24.744	1:11.289 (3)	99.94	0.364	13:12:38.898
9 -	47.276	24.635	1:11.911	99.07	0.986	13:13:50.809
10 -	46.477	24.448	1:10.925 (1)	100.45		13:15:01.734

P10 98		Rick DICKINSON		BMW S1000RR - MotorcycleRaceParts.co.uk		
IDEAL LAP TIME : 1:11.124		BEST LAP TIME : 1:11.124		DIFFERENCE : 0.000		
LAP	SECTOR 1	SECTOR 2	LAP TIME	MPH	DIFF	TIME OF DAY
1 -		25.396	1:18.612	90.62	7.488	13:04:16.376
2 -	47.090	25.077	1:12.167	98.72	1.043	13:05:28.543
3 -	46.844	24.838	1:11.682	99.39	0.558	13:06:40.225
4 -	46.823	25.005	1:11.828	99.19	0.704	13:07:52.053
5 -	46.509	25.061	1:11.570 (2)	99.54	0.446	13:09:03.623
6 -	47.139	25.061	1:12.200	98.67	1.076	13:10:15.823
7 -	46.435	25.208	1:11.643 (3)	99.44	0.519	13:11:27.466
8 -	46.796	25.121	1:11.917	99.06	0.793	13:12:39.383
9 -	47.167	24.959	1:12.126	98.78	1.002	13:13:51.509
10 -	46.367	24.757	1:11.124 (1)	100.17		13:15:02.633

P11 52		Ben COTGROVE		Yamaha R1 - MFR		
IDEAL LAP TIME : 1:11.712		BEST LAP TIME : 1:11.724		DIFFERENCE : 0.012		
LAP	SECTOR 1	SECTOR 2	LAP TIME	MPH	DIFF	TIME OF DAY
1 -		25.638	1:18.396	90.87	6.672	13:04:16.160
2 -	47.691	25.304	1:12.995	97.60	1.271	13:05:29.155
3 -	47.062	25.140	1:12.202	98.67	0.478	13:06:41.357
4 -	47.007	24.997	1:12.004 (3)	98.94	0.280	13:07:53.361
5 -	47.221	25.160	1:12.381	98.43	0.657	13:09:05.742
6 -	46.715	25.009	1:11.724 (1)	99.33		13:10:17.466
7 -	46.819	25.155	1:11.974 (2)	98.98	0.250	13:11:29.440
8 -	47.393	25.321	1:12.714	97.98	0.990	13:12:42.154
9 -	47.298	25.173	1:12.471	98.31	0.747	13:13:54.625
10 -	47.992	25.456	1:13.448	97.00	1.724	13:15:08.073

P12 33		Michael NEEVES		BMW S1000RR - Prime Factors Racing		
IDEAL LAP TIME : 1:11.545		BEST LAP TIME : 1:11.611		DIFFERENCE : 0.066		
LAP	SECTOR 1	SECTOR 2	LAP TIME	MPH	DIFF	TIME OF DAY
1 -		25.524	1:19.767	89.31	8.156	13:04:17.531
2 -	47.476	25.233	1:12.709	97.98	1.098	13:05:30.240
3 -	46.868	25.142	1:12.010	98.93	0.399	13:06:42.250
4 -	46.960	25.021	1:11.981 (3)	98.97	0.370	13:07:54.231
5 -	46.972	24.900	1:11.872 (2)	99.12	0.261	13:09:06.103
6 -	46.931	25.083	1:12.014	98.93	0.403	13:10:18.117
7 -	46.645	24.966	1:11.611 (1)	99.49		13:11:29.728
8 -	47.457	25.136	1:12.593	98.14	0.982	13:12:42.321
9 -	47.550	25.325	1:12.875	97.76	1.264	13:13:55.196
10 -	47.671	25.407	1:13.078	97.49	1.467	13:15:08.274

Weather / Track : Cloudy / Dry

Donington Park National  
Circuit Length = 1.9790 miles  
Start: 13:02 Flag 13:14 End: 13:16

# BMCRC - MRO Championships 2021 - Rnd 5 @ Donington National

Reactive Parts MRO Powerbikes inc Clubman 1000

## RACE 5 - SECTOR ANALYSIS



SECTOR 1 = FL to I1, SECTOR 2 = I1 to FL, DIFF = Difference To Personal Best Lap, P = Crossed Finish Line in Pit Lane, D = Time Disallowed

P13 58 C		Kenny FRETWELL		Yamaha R1 - Seton Tuning		
IDEAL LAP TIME : 1:12.095		BEST LAP TIME : 1:12.095		DIFFERENCE : 0.000		
LAP	SECTOR 1	SECTOR 2	LAP TIME	MPH	DIFF	TIME OF DAY
1 -		25.939	1:20.505	88.49	8.410	13:04:18.269
2 -	47.328	25.718	1:13.046	97.53	0.951	13:05:31.315
3 -	46.928	25.308	1:12.236 (3)	98.63	0.141	13:06:43.551
4 -	<b>46.911</b>	<b>25.184</b>	<b>1:12.095 (1)</b>	<b>98.82</b>		<b>13:07:55.646</b>
5 -	46.978	25.208	1:12.186 (2)	98.69	0.091	13:09:07.832
6 -	47.390	25.323	1:12.713	97.98	0.618	13:10:20.545
7 -	47.249	25.323	1:12.572	98.17	0.477	13:11:33.117
8 -	47.401	25.411	1:12.812	97.84	0.717	13:12:45.929
9 -	47.652	25.595	1:13.247	97.26	1.152	13:13:59.176
10 -	47.387	25.193	1:12.580	98.16	0.485	13:15:11.756

P14 32		Martin MORRIS		BMW S1000RR - Morris Racing, Obsession Engineering		
IDEAL LAP TIME : 1:11.605		BEST LAP TIME : 1:11.822		DIFFERENCE : 0.217		
LAP	SECTOR 1	SECTOR 2	LAP TIME	MPH	DIFF	TIME OF DAY
1 -		25.289	1:17.739	91.64	5.917	13:04:15.503
2 -	47.444	24.946	1:12.390	98.42	0.568	13:05:27.893
3 -	47.002	25.017	1:12.019	98.92	0.197	13:06:39.912
4 -	<b>46.880</b>	24.942	<b>1:11.822 (1)</b>	<b>99.19</b>		<b>13:07:51.734</b>
5 -	47.023	25.117	1:12.140	98.76	0.318	13:09:03.874
6 -	47.420	24.768	1:12.188	98.69	0.366	13:10:16.062
7 -	47.385	25.488	1:12.873	97.76	1.051	13:11:28.935
8 -	46.982	25.105	1:12.087	98.83	0.265	13:12:41.022
9 -	47.201	<b>24.725</b>	1:11.926 (3)	99.05	0.104	13:13:52.948
10 -	46.903	25.013	1:11.916 (2)	99.06	0.094	13:15:04.864

P15 11		Josh HARVEY		Yamaha R1 - NR Racing		
IDEAL LAP TIME : 1:12.730		BEST LAP TIME : 1:12.930		DIFFERENCE : 0.200		
LAP	SECTOR 1	SECTOR 2	LAP TIME	MPH	DIFF	TIME OF DAY
1 -		26.685	1:22.084	86.79	9.154	13:04:19.848
2 -	47.747	25.523	1:13.270	97.23	0.340	13:05:33.118
3 -	47.709	25.611	1:13.320	97.17	0.390	13:06:46.438
4 -	47.766	<b>25.232</b>	1:12.998 (2)	97.60	0.068	13:07:59.436
5 -	47.513	25.417	<b>1:12.930 (1)</b>	<b>97.69</b>		<b>13:09:12.366</b>
6 -	47.649	25.461	1:13.110 (3)	97.45	0.180	13:10:25.476
7 -	<b>47.498</b>	25.621	1:13.119	97.43	0.189	13:11:38.595
8 -	47.937	25.625	1:13.562	96.85	0.632	13:12:52.157
9 -	48.001	25.522	1:13.523	96.90	0.593	13:14:05.680
10 -	47.856	25.474	1:13.330	97.15	0.400	13:15:19.010

P16 88 C		Scott HALLIDAY		Suzuki GSXR 1000 - Performance fitness gym		
IDEAL LAP TIME : 1:12.764		BEST LAP TIME : 1:12.964		DIFFERENCE : 0.200		
LAP	SECTOR 1	SECTOR 2	LAP TIME	MPH	DIFF	TIME OF DAY
1 -		26.247	1:21.421	87.50	8.457	13:04:19.185
2 -	47.834	<b>25.283</b>	1:13.117	97.44	0.153	13:05:32.302
3 -	48.095	25.572	1:13.667	96.71	0.703	13:06:45.969
4 -	47.970	25.930	1:13.900	96.40	0.936	13:07:59.869
5 -	47.586	25.389	1:12.975 (2)	97.63	0.011	13:09:12.844
6 -	47.520	25.444	<b>1:12.964 (1)</b>	<b>97.64</b>		<b>13:10:25.808</b>
7 -	<b>47.481</b>	25.622	1:13.103 (3)	97.46	0.139	13:11:38.911
8 -	47.900	25.618	1:13.518	96.91	0.554	13:12:52.429
9 -	48.083	25.567	1:13.650	96.73	0.686	13:14:06.079
10 -	47.901	25.431	1:13.332	97.15	0.368	13:15:19.411

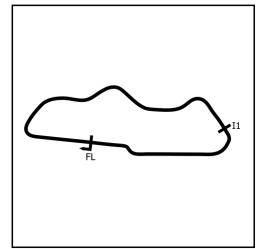
Weather / Track : Cloudy / Dry

Donington Park National  
Circuit Length = 1.9790 miles  
Start: 13:02 Flag 13:14 End: 13:16

# BMCRC - MRO Championships 2021 - Rnd 5 @ Donington National

Reactive Parts MRO Powerbikes inc Clubman 1000

## RACE 5 - SECTOR ANALYSIS



SECTOR 1 = FL to I1, SECTOR 2 = I1 to FL, DIFF = Difference To Personal Best Lap, P = Crossed Finish Line in Pit Lane, D = Time Disallowed

<b>P17 83 C</b>		<b>Jason SIGGS</b>		Yamaha R1 - J Siggs Construction			
IDEAL LAP TIME : 1:13.155		BEST LAP TIME : 1:13.155		DIFFERENCE : 0.000			
LAP	SECTOR 1	SECTOR 2	LAP TIME	MPH	DIFF	TIME OF DAY	
1 -		27.151	1:21.999	86.88	8.844	13:04:19.763	
2 -	48.821	25.642	1:14.463	95.68	1.308	13:05:34.226	
3 -	48.158	25.877	1:14.035	96.23	0.880	13:06:48.261	
4 -	48.067	26.053	1:14.120	96.12	0.965	13:08:02.381	
5 -	<b>47.616</b>	<b>25.539</b>	<b>1:13.155 (1)</b>	<b>97.39</b>		<b>13:09:15.536</b>	
6 -	48.752	25.670	1:14.422	95.73	1.267	13:10:29.958	
7 -	47.758	25.636	1:13.394 (2)	97.07	0.239	13:11:43.352	
8 -	47.772	25.847	1:13.619	96.77	0.464	13:12:56.971	
9 -	47.917	25.640	1:13.557	96.85	0.402	13:14:10.528	
10 -	47.911	25.630	1:13.541 (3)	96.87	0.386	13:15:24.069	

<b>P18 22</b>		<b>Jordan GREENSHIELDS</b>		Suzuki GSXR1000R - Woodford halse garage			
IDEAL LAP TIME : 1:13.201		BEST LAP TIME : 1:13.201		DIFFERENCE : 0.000			
LAP	SECTOR 1	SECTOR 2	LAP TIME	MPH	DIFF	TIME OF DAY	
1 -		26.553	1:22.749	86.09	9.548	13:04:20.513	
2 -	49.060	26.161	1:15.221	94.71	2.020	13:05:35.734	
3 -	48.465	25.829	1:14.294	95.89	1.093	13:06:50.028	
4 -	47.908	25.552	1:13.460 (2)	96.98	0.259	13:08:03.488	
5 -	48.195	25.520	1:13.715	96.65	0.514	13:09:17.203	
6 -	47.858	25.810	1:13.668 (3)	96.71	0.467	13:10:30.871	
7 -	<b>47.840</b>	<b>25.361</b>	<b>1:13.201 (1)</b>	<b>97.32</b>		<b>13:11:44.072</b>	
8 -	51.639	25.779	1:17.418	92.02	4.217	13:13:01.490	
9 -	48.661	25.791	1:14.452	95.69	1.251	13:14:15.942	
10 -	48.305	25.632	1:13.937	96.36	0.736	13:15:29.879	

<b>P19 231</b>		<b>Marcus SIMPSON</b>		Suzuki GSX-R 1000 - JPS Racing			
IDEAL LAP TIME : 1:12.854		BEST LAP TIME : 1:12.854		DIFFERENCE : 0.000			
LAP	SECTOR 1	SECTOR 2	LAP TIME	MPH	DIFF	TIME OF DAY	
1 -		26.705	1:22.481	86.37	9.627	13:04:20.245	
2 -	48.773	25.431	1:14.204 (3)	96.01	1.350	13:05:34.449	
3 -	<b>47.565</b>	<b>25.289</b>	<b>1:12.854 (1)</b>	<b>97.79</b>		<b>13:06:47.303</b>	
4 -	48.849	25.468	1:14.317	95.86	1.463	13:08:01.620	
5 -	47.917	25.716	1:13.633 (2)	96.75	0.779	13:09:15.253	
6 -	48.625	26.257	1:14.882	95.14	2.028	13:10:30.135	
7 -	48.959	25.770	1:14.729	95.33	1.875	13:11:44.864	
8 -	48.518	27.415	1:15.933	93.82	3.079	13:13:00.797	
9 -	48.826	25.611	1:14.437	95.71	1.583	13:14:15.234	
10 -	48.652	26.299	1:14.951	95.05	2.097	13:15:30.185	

<b>P20 710 C</b>		<b>Craig HENSTOCK</b>		BMW S1000RR - Alheavy Ltd / Kronos Threat Management			
IDEAL LAP TIME : 1:13.112		BEST LAP TIME : 1:13.112		DIFFERENCE : 0.000			
LAP	SECTOR 1	SECTOR 2	LAP TIME	MPH	DIFF	TIME OF DAY	
1 -		27.736	1:26.543	82.32	13.431	13:04:24.307	
2 -	50.341	26.638	1:16.979	92.55	3.867	13:05:41.286	
3 -	48.990	25.530	1:14.520	95.60	1.408	13:06:55.806	
4 -	48.582	25.691	1:14.273	95.92	1.161	13:08:10.079	
5 -	49.001	25.452	1:14.453	95.69	1.341	13:09:24.532	
6 -	48.916	25.797	1:14.713	95.36	1.601	13:10:39.245	
7 -	48.300	25.685	1:13.985 (3)	96.29	0.873	13:11:53.230	
8 -	48.647	25.533	1:14.180	96.04	1.068	13:13:07.410	
9 -	48.149	25.419	1:13.568 (2)	96.84	0.456	13:14:20.978	
10 -	<b>48.027</b>	<b>25.085</b>	<b>1:13.112 (1)</b>	<b>97.44</b>		<b>13:15:34.090</b>	

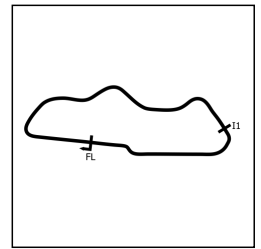
Weather / Track : Cloudy / Dry

Donington Park National  
Circuit Length = 1.9790 miles  
Start: 13:02 Flag 13:14 End: 13:16

# BMCRC - MRO Championships 2021 - Rnd 5 @ Donington National

Reactive Parts MRO Powerbikes inc Clubman 1000

## RACE 5 - SECTOR ANALYSIS



SECTOR 1 = FL to I1, SECTOR 2 = I1 to FL, DIFF = Difference To Personal Best Lap, P = Crossed Finish Line in Pit Lane, D = Time Disallowed

P21 129 C		Cecil DINSMORE		Suzuki GSXR 1000 - KnC Motorsport		
IDEAL LAP TIME : 1:13.288		BEST LAP TIME : 1:13.501		DIFFERENCE : 0.213		
LAP	SECTOR 1	SECTOR 2	LAP TIME	MPH	DIFF	TIME OF DAY
1 -		26.817	1:23.238	85.59	9.737	13:04:21.002
2 -	48.240	25.969	1:14.209	96.00	0.708	13:05:35.211
3 -	48.050	25.694	1:13.744 (3)	96.61	0.243	13:06:48.955
4 -	47.772	25.951	1:13.723 (2)	96.64	0.222	13:08:02.678
5 -	<b>47.664</b>	25.837	<b>1:13.501 (1)</b>	<b>96.93</b>		<b>13:09:16.179</b>
6 -	48.305	33.441	1:21.746	87.15	8.245	13:10:37.925
7 -	48.866	26.066	1:14.932	95.08	1.431	13:11:52.857
8 -	49.473	<b>25.624</b>	1:15.097	94.87	1.596	13:13:07.954
9 -	48.604	25.745	1:14.349	95.82	0.848	13:14:22.303
10 -	48.594	26.640	1:15.234	94.69	1.733	13:15:37.537

P22 148 C		Aaron COLLINS		BMW S1000RR - Precision installations		
IDEAL LAP TIME : 1:13.099		BEST LAP TIME : 1:13.099		DIFFERENCE : 0.000		
LAP	SECTOR 1	SECTOR 2	LAP TIME	MPH	DIFF	TIME OF DAY
1 -		27.710	1:26.681	82.19	13.582	13:04:24.445
2 -	50.806	27.467	1:18.273	91.02	5.174	13:05:42.718
3 -	49.636	26.155	1:15.791	94.00	2.692	13:06:58.509
4 -	48.086	26.260	1:14.346	95.83	1.247	13:08:12.855
5 -	48.576	25.496	1:14.072 (3)	96.18	0.973	13:09:26.927
6 -	48.321	26.114	1:14.435	95.71	1.336	13:10:41.362
7 -	<b>47.668</b>	<b>25.431</b>	<b>1:13.099 (1)</b>	<b>97.46</b>		<b>13:11:54.461</b>
8 -	48.072	25.665	1:13.737 (2)	96.62	0.638	13:13:08.198
9 -	48.659	25.708	1:14.367	95.80	1.268	13:14:22.565
10 -	48.590	26.520	1:15.110	94.85	2.011	13:15:37.675

P23 84 C		Tunc GUNERGUN		Aprilia RSV4 RF - 1 - BIKERSWORLD		
IDEAL LAP TIME : 1:13.944		BEST LAP TIME : 1:14.333		DIFFERENCE : 0.389		
LAP	SECTOR 1	SECTOR 2	LAP TIME	MPH	DIFF	TIME OF DAY
1 -		27.855	1:26.143	82.70	11.810	13:04:23.907
2 -	50.561	26.578	1:17.139	92.36	2.806	13:05:41.046
3 -	48.692	25.861	1:14.553	95.56	0.220	13:06:55.599
4 -	48.573	25.760	<b>1:14.333 (1)</b>	<b>95.84</b>		<b>13:08:09.932</b>
5 -	49.805	25.649	1:15.454	94.42	1.121	13:09:25.386
6 -	49.198	25.750	1:14.948	95.06	0.615	13:10:40.334
7 -	<b>48.445</b>	25.930	1:14.375 (2)	95.79	0.042	13:11:54.709
8 -	49.072	<b>25.499</b>	1:14.571	95.54	0.238	13:13:09.280
9 -	48.918	25.629	1:14.547 (3)	95.57	0.214	13:14:23.827
10 -	49.395	26.235	1:15.630	94.20	1.297	13:15:39.457

P24 63		Matthew WREN		Suzuki GSXR - TBR performance		
IDEAL LAP TIME :		BEST LAP TIME : 1:15.160		DIFFERENCE :		
LAP	SECTOR 1	SECTOR 2	LAP TIME	MPH	DIFF	TIME OF DAY
1 -			1:24.730	84.08	9.570	13:04:22.494
2 -			<b>1:15.160 (1)</b>	<b>94.79</b>		<b>13:05:37.654</b>
3 -			1:16.381	93.27	1.221	13:06:54.035
4 -			1:15.250 (2)	94.67	0.090	13:08:09.285
5 -			1:15.871	93.90	0.711	13:09:25.156
6 -			1:15.944	93.81	0.784	13:10:41.100
7 -			1:15.770	94.02	0.610	13:11:56.870
8 -			1:15.672	94.15	0.512	13:13:12.542
9 -			1:15.463 (3)	94.41	0.303	13:14:28.005
10 -			1:15.632	94.20	0.472	13:15:43.637

Weather / Track : Cloudy / Dry

Donington Park National  
Circuit Length = 1.9790 miles  
Start: 13:02 Flag 13:14 End: 13:16

# BMCRC - MRO Championships 2021 - Rnd 5 @ Donington National

Reactive Parts MRO Powerbikes inc Clubman 1000

## RACE 5 - SECTOR ANALYSIS



SECTOR 1 = FL to I1, SECTOR 2 = I1 to FL, DIFF = Difference To Personal Best Lap, P = Crossed Finish Line in Pit Lane, D = Time Disallowed

P25		4 C		Tom VAUGHAN		Kawasaki ZX10RR -	
IDEAL LAP TIME : 1:14.640		BEST LAP TIME : 1:15.204		DIFFERENCE : 0.564			
LAP	SECTOR 1	SECTOR 2	LAP TIME	MPH	DIFF	TIME OF DAY	
1 -		27.743	1:26.342	82.51	11.138	13:04:24.106	
2 -	50.852	26.925	1:17.777	91.60	2.573	13:05:41.883	
3 -	49.254	25.950	<b>1:15.204 (1)</b>	<b>94.73</b>		<b>13:06:57.087</b>	
4 -	<b>49.094</b>	27.077	1:16.171	93.53	0.967	13:08:13.258	
5 -	49.820	<b>25.546</b>	1:15.366 (2)	94.53	0.162	13:09:28.624	
6 -	49.199	26.250	1:15.449 (3)	94.42	0.245	13:10:44.073	
7 -	49.604	25.948	1:15.552	94.30	0.348	13:11:59.625	
8 -	49.654	26.045	1:15.699	94.11	0.495	13:13:15.324	
9 -	50.722	25.971	1:16.693	92.89	1.489	13:14:32.017	
10 -	50.415	26.227	1:16.642	92.96	1.438	13:15:48.659	

P26		7 C		Seb JENKINS		Suzuki GSX-R 1000 - Mupo Race Suspension - Enpro - DDA gr	
IDEAL LAP TIME : 1:16.099		BEST LAP TIME : 1:16.125		DIFFERENCE : 0.026			
LAP	SECTOR 1	SECTOR 2	LAP TIME	MPH	DIFF	TIME OF DAY	
1 -		27.713	1:26.895	81.99	10.770	13:04:24.659	
2 -	50.786	27.456	1:18.242	91.05	2.117	13:05:42.901	
3 -	50.888	26.651	1:17.539	91.88	1.414	13:07:00.440	
4 -	50.985	26.935	1:17.920	91.43	1.795	13:08:18.360	
5 -	51.065	26.539	1:17.604	91.80	1.479	13:09:35.964	
6 -	51.206	26.533	1:17.739	91.64	1.614	13:10:53.703	
7 -	<b>49.956</b>	26.169	<b>1:16.125 (1)</b>	<b>93.59</b>		<b>13:12:09.828</b>	
8 -	50.398	<b>26.143</b>	1:16.541 (2)	93.08	0.416	13:13:26.369	
9 -	50.495	26.194	1:16.689 (3)	92.90	0.564	13:14:43.058	

P27		80 C		Dave NESTER		BMW S1000RR -	
IDEAL LAP TIME : 1:19.084		BEST LAP TIME : 1:19.484		DIFFERENCE : 0.400			
LAP	SECTOR 1	SECTOR 2	LAP TIME	MPH	DIFF	TIME OF DAY	
1 -		28.766	1:30.901	78.37	11.417	13:04:28.665	
2 -	54.175	28.687	1:22.862	85.98	3.378	13:05:51.527	
3 -	53.541	28.486	1:22.027	86.85	2.543	13:07:13.554	
4 -	53.181	28.048	1:21.229	87.71	1.745	13:08:34.783	
5 -	53.774	28.024	1:21.798	87.10	2.314	13:09:56.581	
6 -	52.662	27.551	1:20.213 (3)	88.82	0.729	13:11:16.794	
7 -	<b>51.541</b>	28.436	1:19.977 (2)	89.08	0.493	13:12:36.771	
8 -	52.483	27.815	1:20.298	88.72	0.814	13:13:57.069	
9 -	51.941	<b>27.543</b>	<b>1:19.484 (1)</b>	<b>89.63</b>		<b>13:15:16.553</b>	

P28		114		Ricky MARTIN		Kawasaki ZX10 - T.B.R Performance	
IDEAL LAP TIME : 1:13.329		BEST LAP TIME : 1:13.329		DIFFERENCE : 0.000			
LAP	SECTOR 1	SECTOR 2	LAP TIME	MPH	DIFF	TIME OF DAY	
1 -		28.903	1:25.757	83.07	12.428	13:04:23.521	
2 -	48.608	26.072	1:14.680	95.40	1.351	13:05:38.201	
3 -	49.035	25.810	1:14.845	95.19	1.516	13:06:53.046	
4 -	48.646	25.745	1:14.391	95.77	1.062	13:08:07.437	
5 -	<b>47.869</b>	<b>25.460</b>	<b>1:13.329 (1)</b>	<b>97.15</b>		<b>13:09:20.766</b>	
6 -	<b>47.869</b>	25.514	1:13.383 (2)	97.08	0.054	13:10:34.149	
7 -	48.350	26.004	1:14.354 (3)	95.82	1.025	13:11:48.503	

Weather / Track : Cloudy / Dry

Donington Park National  
Circuit Length = 1.9790 miles  
Start: 13:02 Flag 13:14 End: 13:16

# BMCRC - MRO Championships 2021 - Rnd 5 @ Donington National

Reactive Parts MRO Powerbikes inc Clubman 1000

## RACE 5 - SECTOR ANALYSIS



SECTOR 1 = FL to I1, SECTOR 2 = I1 to FL, DIFF = Difference To Personal Best Lap, P = Crossed Finish Line in Pit Lane, D = Time Disallowed

<b>P29 51</b>		<b>Michael HOGARTH</b>		Kawasaki ZX10 RR - WHR Racing			
IDEAL LAP TIME : 1:17.183		BEST LAP TIME : 1:17.578		DIFFERENCE : 0.395			
LAP	SECTOR 1	SECTOR 2	LAP TIME	MPH	DIFF	TIME OF DAY	
1 -		28.081	1:25.968	82.87	8.390	13:04:23.732	
2 -	<b>50.511</b>	28.228	1:18.739	90.48	1.161	13:05:42.471	
3 -	51.126	26.943	1:18.069	91.26	0.491	13:07:00.540	
<b>4 -</b>	50.691	26.887	<b>1:17.578 (1)</b>	<b>91.83</b>		<b>13:08:18.118</b>	
5 -	51.019	<b>26.672</b>	1:17.691 (3)	91.70	0.113	13:09:35.809	
6 -	50.932	26.752	1:17.684 (2)	91.71	0.106	13:10:53.493	
7 -	50.941	IN PIT	1:26.668 P	82.20	9.090	13:12:20.161	

<b>P30 56</b>		<b>Mike SMITH</b>		Kawasaki ZX10R - Smiffs Garage			
IDEAL LAP TIME : 1:12.843		BEST LAP TIME : 1:13.128		DIFFERENCE : 0.285			
LAP	SECTOR 1	SECTOR 2	LAP TIME	MPH	DIFF	TIME OF DAY	
1 -		<b>25.342</b>	1:19.027	90.15	5.899	13:04:16.791	
2 -	47.504	27.414	1:14.918 (3)	95.09	1.790	13:05:31.709	
<b>3 -</b>	<b>47.501</b>	25.627	<b>1:13.128 (1)</b>	<b>97.42</b>		<b>13:06:44.837</b>	
4 -	47.517	25.731	1:13.248 (2)	97.26	0.120	13:07:58.085	

<b>P31 211 C</b>		<b>Nick WHITCHER</b>		Kawasaki ZX10R -			
IDEAL LAP TIME : 1:11.926		BEST LAP TIME : 1:11.926		DIFFERENCE : 0.000			
LAP	SECTOR 1	SECTOR 2	LAP TIME	MPH	DIFF	TIME OF DAY	
1 -		26.514	1:21.547	87.36	9.621	13:04:19.311	
2 -	48.067	25.300	1:13.367 (2)	97.10	1.441	13:05:32.678	
3 -	47.952	25.551	1:13.503 (3)	96.92	1.577	13:06:46.181	
<b>4 -</b>	<b>46.870</b>	<b>25.056</b>	<b>1:11.926 (1)</b>	<b>99.05</b>		<b>13:07:58.107</b>	

Weather / Track : Cloudy / Dry

Donington Park National  
 Circuit Length = 1.9790 miles  
 Start: 13:02 Flag 13:14 End: 13:16

# BMCRC - MRO Championships 2021 - Rnd 5 @ Donington National

## Reactive Parts MRO Powerbikes inc Clubman 1000

### RACE 5 - BEST SECTORS

SECTOR 1			SECTOR 2			IDEAL / BEST COMPARISON						
POS	NO	NAME	TIME	NO	NAME	TIME	POS	NO	NAME	IDEAL	BEST	DIFF
									<b>PERFECT LAP</b>	<b>1:09.393</b>		
1	40	PATMORE	45.449	72	O'BRIEN	23.944	1	72	O'BRIEN	1:09.648	1:09.648	0.000
2	48	WILSON	45.467	48	WILSON	24.289	2	48	WILSON	1:09.756	1:09.859	0.103
3	71	NORTON	45.505	40	PATMORE	24.345	3	40	PATMORE	1:09.794	1:09.794	0.000
4	72	O'BRIEN	45.704	173	DRAPER	24.448	4	71	NORTON	1:09.962	1:09.971	0.009
5	16	WALSH	45.707	71	NORTON	24.457	5	16	WALSH	1:10.234	1:10.630	0.396
6	17	BAKER	46.133	16	WALSH	24.527	6	17	BAKER	1:10.684	1:10.737	0.053
7	2	BAKER	46.157	711	THORNTON	24.534	7	711	THORNTON	1:10.700	1:10.700	0.000
8	711	THORNTON	46.166	17	BAKER	24.551	8	2	BAKER	1:10.864	1:10.885	0.021
9	98	DICKINSON	46.367	2	BAKER	24.707	9	173	DRAPER	1:10.925	1:10.925	0.000
10	173	DRAPER	46.477	32	MORRIS	24.725	10	98	DICKINSON	1:11.124	1:11.124	0.000
11	33	NEEVES	46.645	98	DICKINSON	24.757	11	33	NEEVES	1:11.545	1:11.611	0.066
12	52	COTGROVE	46.715	33	NEEVES	24.900	12	32	MORRIS	1:11.605	1:11.822	0.217
13	211	WHITCHER	46.870	52	COTGROVE	24.997	13	52	COTGROVE	1:11.712	1:11.724	0.012
14	32	MORRIS	46.880	211	WHITCHER	25.056	14	211	WHITCHER	1:11.926	1:11.926	0.000
15	58	FRETWELL	46.911	710	HENSTOCK	25.085	15	58	FRETWELL	1:12.095	1:12.095	0.000
16	88	HALLIDAY	47.481	58	FRETWELL	25.184	16	11	HARVEY	1:12.730	1:12.930	0.200
17	11	HARVEY	47.498	11	HARVEY	25.232	17	88	HALLIDAY	1:12.764	1:12.964	0.200
18	56	SMITH	47.501	88	HALLIDAY	25.283	18	56	SMITH	1:12.843	1:13.128	0.285
19	231	SIMPSON	47.565	231	SIMPSON	25.289	19	231	SIMPSON	1:12.854	1:12.854	0.000
20	83	SIGGS	47.616	56	SMITH	25.342	20	148	COLLINS	1:13.099	1:13.099	0.000
21	129	DINSMORE	47.664	22	GREENSHIELDS	25.361	21	710	HENSTOCK	1:13.112	1:13.112	0.000
22	148	COLLINS	47.668	148	COLLINS	25.431	22	83	SIGGS	1:13.155	1:13.155	0.000
23	22	GREENSHIELDS	47.840	114	MARTIN	25.460	23	22	GREENSHIELDS	1:13.201	1:13.201	0.000
24	114	MARTIN	47.869	84	GUNERGUN	25.499	24	129	DINSMORE	1:13.288	1:13.501	0.213
25	710	HENSTOCK	48.027	83	SIGGS	25.539	25	114	MARTIN	1:13.329	1:13.329	0.000
26	84	GUNERGUN	48.445	4	VAUGHAN	25.546	26	84	GUNERGUN	1:13.944	1:14.333	0.389
27	4	VAUGHAN	49.094	129	DINSMORE	25.624	27	4	VAUGHAN	1:14.640	1:15.204	0.564
28	7	JENKINS	49.956	7	JENKINS	26.143	28	7	JENKINS	1:16.099	1:16.125	0.026
29	51	HOGARTH	50.511	51	HOGARTH	26.672	29	51	HOGARTH	1:17.183	1:17.578	0.395
30	80	NESTER	51.541	80	NESTER	27.543	30	80	NESTER	1:19.084	1:19.484	0.400
31							31	63	WREN		1:15.160	

Weather / Track : Cloudy / Dry

Donington Park National  
 Circuit Length = 1.9790 miles  
 Start: 13:02 Flag 13:14 End: 13:16

Results can be found at [www.tsl-timing.com](http://www.tsl-timing.com)

Printed - 13:16 Saturday, 04 September 2021



# BMCRC - MRO Championships 2021 - Rnd 5 @ Donington National

Reactive Parts MRO Powerbikes inc Clubman 1000

## RACE 5 - STATISTICS

**Competitors Started** 31  
**Planned Start** 2021-09-04 @ 13:03:00.000  
**Actual Start** 2021-09-04 @ 13:02:57.763  
**Finish Time** 2021-09-04 @ 13:14:43.057  
**Track Length** 1.9790mi.  
**Total Laps** 290  
**Total Distance Covered** 573.9295mi.

### Session Fastest Lap History

NO	CL	NAME	LAP TIME	TIME OF DAY	LAP	VEHICLE
72		Michael O'BRIEN	<b>1:10.063</b>	13:05:22.206	2	Yamaha R1
72		Michael O'BRIEN	<b>1:09.648</b>	13:06:31.854	3	Yamaha R1

### Session Leader History

NO	CL	NAME	FROM LAP	LAPS LED	DISTANCE	VEHICLE
72		Michael O'BRIEN	1	7	13.81 miles	Yamaha R1
40		Aiden PATMORE	8	2	3.95 miles	BMW S1000RR
72		Michael O'BRIEN	10	1	1.97 miles	Yamaha R1

### Flag History

TYPE	TIME OF DAY
GREEN	13:02:57.763
FINISH	13:14:43.057

### Flag Statistics

TYPE	COUNT	TOTAL LAPS	TOTAL TIME
Green	1	10	13:12.392
Red	0	0	0.000
Safety Car	0	0	0.000
FCY	0	0	0.000

Weather / Track : Cloudy / Dry

Results can be found at [www.tsl-timing.com](http://www.tsl-timing.com)

Page 1 of 3

Donington Park National  
Circuit Length = 1.9790 miles  
Start: 13:02 Flag 13:14 End: 13:16

Printed - 13:16 Saturday, 04 September 2021

# BMCRC - MRO Championships 2021 - Rnd 5 @ Donington National

Reactive Parts MRO Powerbikes inc Clubman 1000

## RACE 5 - STATISTICS

**CLASS :**

20 Starters

### Fastest Lap History

NO	NAME	LAP TIME	TIME OF DAY	LAP	VEHICLE
72	Michael O'BRIEN	1:10.063	13:05:22.206	2	Yamaha R1
72	Michael O'BRIEN	1:09.648	13:06:31.854	3	Yamaha R1

### Leader History

NO	NAME	FROM LAP	LAPS LED	DISTANCE	VEHICLE
72	Michael O'BRIEN	1	7	13.81 miles	Yamaha R1
40	Aiden PATMORE	8	2	3.95 miles	BMW S1000RR
72	Michael O'BRIEN	10	1	1.97 miles	Yamaha R1

# BMCRC - MRO Championships 2021 - Rnd 5 @ Donington National

## Reactive Parts MRO Powerbikes inc Clubman 1000

### RACE 5 - STATISTICS

**CLASS : C**

11 Starters

#### Fastest Lap History

NO	NAME	LAP TIME	TIME OF DAY	LAP	VEHICLE
58	Kenny FRETWELL	<b>1:13.046</b>	13:05:31.338	2	Yamaha R1
58	Kenny FRETWELL	<b>1:12.236</b>	13:06:43.575	3	Yamaha R1
58	Kenny FRETWELL	<b>1:12.095</b>	13:07:55.668	4	Yamaha R1
211	Nick WHITCHER	<b>1:11.926</b>	13:07:58.107	4	Kawasaki ZX10R

#### Leader History

NO	NAME	FROM LAP	LAPS LED	DISTANCE	VEHICLE
58	Kenny FRETWELL	1	10	19.75 miles	Yamaha R1

# BMCRC - MRO Championships 2021 - Rnd 5 @ Donington National

## Reactive Parts MRO Powerbikes inc Clubman 1000

### RACE 5 - GRID (14 Laps)



ROW 12	36		35		34	<b>833</b> Talan SKEELS-PIGGINS							
ROW 11		33	<b>275</b> Mark WILBY		32	<b>277</b> Adrian AVERRE	31	<b>80</b> Dave NESTER	1:19.484				
ROW 10		30	<b>51</b> Michael HOGARTH	1:17.578	29	<b>7</b> Seb JENKINS	1:16.125	28	<b>4</b> Tom VAUGHAN	1:15.204			
ROW 9			27	<b>63</b> Matthew WREN	1:15.160		26	<b>84</b> Tunc GUNERGUN	1:14.333	25	<b>129</b> Cecil DINSMORE	1:13.501	
ROW 8		24	<b>114</b> Ricky MARTIN	1:13.329		23	<b>22</b> Jordan GREENSHIELDS	1:13.201		22	<b>83</b> Jason SIGGS	1:13.155	
ROW 7			21	<b>56</b> Mike SMITH	1:13.128		20	<b>710</b> Craig HENSTOCK	1:13.112		19	<b>148</b> Aaron COLLINS	1:13.099
ROW 6		18	<b>88</b> Scott HALLIDAY	1:12.964		17	<b>11</b> Josh HARVEY	1:12.930		16	<b>231</b> Marcus SIMPSON	1:12.854	
ROW 5			15	<b>58</b> Kenny FRETWELL	1:12.095		14	<b>211</b> Nick WHITCHER	1:11.926		13	<b>32</b> Martin MORRIS	1:11.822
ROW 4		12	<b>52</b> Ben COTGROVE	1:11.724		11	<b>33</b> Michael NEEVES	1:11.611		10	<b>98</b> Rick DICKINSON	1:11.124	
ROW 3			9	<b>173</b> Stephen DRAPER	1:10.925		8	<b>2</b> Peter BAKER	1:10.885		7	<b>17</b> Philip BAKER	1:10.737
ROW 2		6	<b>711</b> Ritchie THORNTON	1:10.700		5	<b>16</b> Glenn WALSH	1:10.630		4	<b>71</b> Tom NORTON	1:09.971	
ROW 1			3	<b>48</b> Nicky WILSON	1:09.859		2	<b>40</b> Aiden PATMORE	1:09.794		1	<b>72</b> Michael O'BRIEN	1:09.648
												<b>Pole</b>	

These results are provisional until the conclusion of any judicial and technical matters.

Donington Park National  
Circuit Length = 1.9790 miles

Clerk Of Course :	Stewards :	Timekeeper :
-------------------	------------	--------------

Results can be found at [www.tsl-timing.com](http://www.tsl-timing.com)

Printed - 13:19 Saturday, 04 September 2021



# BMCRC - MRO Championships 2021 - Rnd 5 @ Donington National

Reactive Parts MRO Powerbikes inc Clubman 1000

## RACE 5 - CLASSIFICATION



POS	NO	CL	PIC NAME	ENTRY	LAPS	TIME	GAP	DIFF	MPH	BEST	ON
1	40		1 Aiden PATMORE	BMW S1000RR - TBR performance/Iris Rigging	14	16:33.477			100.26	1:10.106	6
2	173		2 Stephen DRAPER	Kawasaki ZX10 -	14	16:37.314	3.837	3.837	99.87	1:10.440	11
3	48		3 Nicky WILSON	Suzuki GSXR 1000 - Demon GP/Haslemere Motorcy	14	16:38.679	5.202	1.365	99.74	1:10.550	6
4	71		4 Tom NORTON	Kawasaki ZX10 -	14	16:38.803	5.326	0.124	99.72	1:10.594	12
5	711		5 Ritchie THORNTON	Kawasaki ZX10R - Team 71	14	16:43.769	10.292	4.966	99.23	1:10.622	10
6	2		6 Peter BAKER	Kawasaki ZX10R - Dodfrey Engineering	14	16:48.788	15.311	5.019	98.74	1:10.689	4
7	17		7 Philip BAKER	BMW S1000RR - Paul & Justine Bushell	14	16:51.701	18.224	2.913	98.45	1:11.064	13
8	98		8 Rick DICKINSON	BMW S1000RR - MotorcycleRaceParts.co.uk	14	16:51.813	18.336	0.112	98.44	1:11.258	12
9	33		9 Michael NEEVES	BMW S1000RR - Prime Factors Racing	14	16:57.477	24.000	5.664	97.89	1:11.315	8
10	52		10 Ben COTGROVE	Yamaha R1 - MFR	14	16:58.025	24.548	0.548	97.84	1:11.149	4
11	72		11 Michael O'BRIEN	Yamaha R1 -	14	17:00.877	27.400	2.852	97.57	1:10.746	4
12	32		12 Martin MORRIS	BMW S1000RR - Morris Racing, Obsession Enginee	14	17:02.837	29.360	1.960	97.38	1:11.298	14
13	211	C	1 Nick WHITCHER	Kawasaki ZX10R -	14	17:06.009	32.532	3.172	97.08	1:12.425	5
14	58	C	2 Kenny FRETWELL	Yamaha R1 - Seton Tuning	14	17:06.799	33.322	0.790	97.00	1:11.835	11
15	11		13 Josh HARVEY	Yamaha R1 - NR Racing	14	17:08.781	35.304	1.982	96.82	1:12.455	5
16	56		14 Mike SMITH	Kawasaki ZX10R - Smiffs Garage	14	17:11.932	38.455	3.151	96.52	1:12.758	7
17	88	C	3 Scott HALLIDAY	Suzuki GSXR 1000 - Performance fitness gym	14	17:13.722	40.245	1.790	96.35	1:12.762	9
18	83	C	4 Jason SIGGS	Yamaha R1 - J Siggs Construction	14	17:14.368	40.891	0.646	96.29	1:12.605	6
19	231		15 Marcus SIMPSON	Suzuki GSX-R 1000 - JPS Racing	14	17:16.110	42.633	1.742	96.13	1:12.396	8
20	710	C	5 Craig HENSTOCK	BMW S1000RR - Alheavy Ltd / Kronos Threat Manag	14	17:21.574	48.097	5.464	95.63	1:13.044	4
21	22		16 Jordan GREENSHIELDS	Suzuki GSXR1000R - Woodford halse garage	14	17:27.441	53.964	5.867	95.09	1:13.472	7
22	148	C	6 Aaron COLLINS	BMW S1000RR - Precision installations	14	17:29.110	55.633	1.669	94.94	1:13.307	10
23	277	C	7 Adrian AVERRE	Ducati PANIGALE V4 - Ryders Alley Racing	14	17:29.468	55.991	0.358	94.91	1:13.495	7
24	84	C	8 Tunc GUNERGUN	Aprilia RSV4 RF - 1 - BIKERSWORLD	14	17:37.253	1:03.776	7.785	94.21	1:14.194	9
25	4	C	9 Tom VAUGHAN	Kawasaki ZX10RR -	14	17:48.244	1:14.767	10.991	93.24	1:14.488	11
26	114		17 Ricky MARTIN	Kawasaki ZX10 - T.B.R Performance	13	16:35.115	1 Lap	1 Lap	92.93	1:14.264	5
27	80	C	10 Dave NESTER	BMW S1000RR -	13	17:40.944	1 Lap	1:05.829	87.17	1:18.571	12

### NOT CLASSIFIED

DNF	7	C	Seb JENKINS	Suzuki GSX-R 1000 - Mupo Race Suspension - Enpr	7	9:09.188	7 Laps	6 Laps	90.56	1:15.615	6
DNF	275	C	Mark WILBY	Suzuki GSXR1000 -	6	7:34.287	8 Laps	1 Lap	93.79	1:12.690	3
DNF	129	C	Cecil DINSMORE	Suzuki GSXR 1000 - KnC Motorsport	5	6:29.545	9 Laps	1 Lap	91.09	1:14.675	2
DNF	16		Glenn WALSH	BMW S1000RR - Walters Medical	2	2:27.948	12 Laps	3 Laps	95.39	1:11.119	2

### FASTEST LAP

40			Aiden PATMORE	BMW S1000RR - TBR performance/Iris Rigging	6	1:10.106	101.62 mph	163.55 kph
58	C		Kenny FRETWELL	Yamaha R1 - Seton Tuning	11	1:11.835	99.18 mph	159.61 kph

Class - 92.5% of Race Speed = 92.74 mph  
Class C - 92.5% of Race Speed = 89.79 mph

Donington Park National: 1.9790 miles  
Race Distance: 14 Laps / 27.70 miles  
Start: 10:34 Flag 10:50 End: 10:52

Weather / Track : Cloudy / Dry

These results are provisional until the conclusion of any judicial and technical matters.

Clerk Of Course :	Stewards :	Timekeeper :
-------------------	------------	--------------

Results can be found at [www.tsl-timing.com](http://www.tsl-timing.com)

Printed - 10:52 Sunday, 05 September 2021



# BMCRC - MRO Championships 2021 - Rnd 5 @ Donington National

## Reactive Parts MRO Powerbikes inc Clubman 1000

### RACE 5 - LAP CHART

LAP 1 @ 10:35:25.414			LAP 3 @ 10:37:47.433			LAP 5 @ 10:40:08.780			LAP 7 @ 10:42:29.321			LAP 9 @ 10:44:50.033		
NO	BEHIND	LAP TIME	NO	BEHIND	LAP TIME	NO	BEHIND	LAP TIME	NO	BEHIND	LAP TIME	NO	BEHIND	LAP TIME
48		1:15.310	48		1:11.073	40		1:10.528	40		1:10.435	40		1:10.443
71	0.542	1:15.852	71	0.324	1:10.758	48	0.531	1:10.777	48	1.383	1:10.843	48	3.214	1:11.308
40	0.796	1:16.106	40	0.406	1:10.627	71	1.806	1:11.529	80	1 Lap	1:21.956	173	4.255	1:10.549
173	1.105	1:16.415	173	2.520	1:11.276	173	2.645	1:10.542	71	3.889	1:10.994	71	5.326	1:10.600
52	1.369	1:16.679	52	2.827	1:11.563	2	4.186	1:11.359	173	3.973	1:10.974	711	6.719	1:10.976
16	1.519	1:16.829	711	2.968	1:11.464	711	4.565	1:11.529	711	5.519	1:10.785	2	8.964	1:11.754
711	2.252	1:17.562	2	3.485	1:11.413	2	4.820	1:12.191	2	6.384	1:11.321	52	12.500	1:13.004
98	2.517	1:17.827	98	4.663	1:12.080	17	6.900	1:11.273	17	7.535	1:11.652	17	12.624	1:13.037
2	2.767	1:18.077	17	5.338	1:11.424	98	7.681	1:11.832	17	8.845	1:11.152	98	12.807	1:11.887
11	3.254	1:18.564	33	6.260	1:12.114	33	8.090	1:11.531	98	10.215	1:11.566	33	13.229	1:11.771
17	3.489	1:18.799	11	7.260	1:13.411	11	11.087	1:12.455	52	10.855	1:11.637	80	1 Lap	1:19.837
33	3.875	1:19.185	211	8.192	1:12.857	211	11.730	1:12.425	11	15.736	1:12.633	11	21.316	1:13.161
211	4.166	1:19.476	58	9.299	1:13.365	231	11.730	1:12.425	11	15.736	1:12.633	211	22.085	1:12.987
58	4.579	1:19.889	231	9.639	1:13.151	231	14.004	1:12.619	33	10.855	1:11.637	32	23.414	1:12.333
231	5.024	1:20.334	88	10.157	1:13.277	58	14.698	1:13.720	11	15.736	1:12.633	72	23.539	1:12.216
88	5.780	1:21.090	32	10.994	1:13.176	32	15.437	1:13.300	211	17.299	1:13.615	231	23.901	1:13.134
83	6.118	1:21.428	83	11.262	1:13.524	88	15.609	1:13.644	231	19.083	1:12.436	58	24.161	1:12.468
32	6.195	1:21.505	56	11.510	1:13.437	56	16.237	1:12.792	32	19.828	1:12.243	56	26.219	1:12.808
56	6.432	1:21.742	275	12.333	1:12.690	129	16.987	1:13.263	58	19.958	1:12.655	88	26.529	1:12.762
129	6.931	1:22.241	72	14.980	1:13.005	72	17.413	1:13.451	72	20.192	1:11.615	83	26.961	1:12.782
22	7.143	1:22.453	710	15.059	1:14.348	710	17.479	1:13.100	88	21.192	1:13.216	710	32.544	1:13.507
275	7.320	1:22.630	22	15.425	1:14.902	710	20.146	1:13.390	56	21.349	1:12.758	22	36.587	1:14.024
710	7.792	1:23.102	84	15.784	1:14.642	22	22.752	1:14.137	83	21.825	1:12.774	277	37.863	1:13.835
84	8.276	1:23.586	277	16.080	1:14.264	277	23.529	1:14.525	710	26.562	1:13.315	148	39.321	1:13.574
148	8.623	1:23.933	148	17.330	1:14.666	84	25.448	1:16.095	22	29.672	1:13.472	84	41.952	1:14.194
277	8.831	1:24.141	7	21.098	1:16.828	148	25.837	1:16.130	277	30.790	1:13.495	114	50.869	1:16.843
7	9.372	1:24.682	114	21.441	1:16.440	114	29.831	1:14.264	148	33.040	1:13.336	4	51.763	1:15.121
4	9.674	1:24.984	4	21.751	1:17.053	129	30.869	1:22.272 P	84	34.102	1:14.662			
114	10.316	1:25.626	80	37.399	1:22.780	7	32.523	1:15.942	114	39.056	1:15.027			
72	10.402	1:25.712				4	32.703	1:15.840	4	42.629	1:14.826			
80	14.510	1:29.820				80	1:00.305	1:22.349	7	49.971	1:22.374 P			
LAP 2 @ 10:36:36.360			LAP 4 @ 10:38:58.252			LAP 6 @ 10:41:18.886			LAP 8 @ 10:43:39.590			LAP 10 @ 10:46:00.401		
NO	BEHIND	LAP TIME	NO	BEHIND	LAP TIME	NO	BEHIND	LAP TIME	NO	BEHIND	LAP TIME	NO	BEHIND	LAP TIME
48		1:10.946	40		1:10.413	40		1:10.106	40		1:10.269	40		1:10.368
71	0.639	1:11.043	48	0.282	1:11.101	48	0.975	1:10.550	48	2.349	1:11.235	48	3.688	1:10.842
40	0.852	1:11.002	71	0.805	1:11.300	71	3.330	1:11.630	173	4.149	1:10.445	173	4.724	1:10.837
16	1.692	1:11.119	173	2.631	1:10.930	173	3.434	1:10.895	71	5.169	1:11.549	71	5.753	1:10.795
173	2.317	1:12.158	52	3.157	1:11.149	2	3.355	1:10.689	711	6.186	1:10.936	711	6.973	1:10.622
52	2.337	1:11.914	2	3.355	1:10.689	711	5.169	1:10.710	2	7.653	1:11.538	2	10.294	1:11.698
711	2.577	1:11.271	711	3.564	1:11.415	2	5.498	1:11.418	52	9.939	1:12.673	98	14.690	1:12.251
2	3.145	1:11.324	17	6.155	1:11.636	2	5.498	1:11.418	17	10.030	1:11.454	52	15.426	1:13.294
98	3.656	1:12.085	98	6.377	1:12.533	52	6.318	1:11.604	17	10.030	1:11.454	17	15.436	1:13.180
11	4.922	1:12.614	33	7.087	1:11.646	17	8.128	1:11.334	80	1 Lap	1:20.418	33	15.701	1:12.840
17	4.987	1:12.444	11	9.160	1:12.719	98	9.084	1:11.509	33	11.901	1:11.315	11	23.980	1:13.032
33	5.219	1:12.290	211	9.833	1:12.460	33	9.653	1:11.669	11	18.598	1:13.131	211	24.903	1:13.186
211	6.408	1:13.188	58	11.506	1:13.026	11	13.538	1:12.557	98	19.541	1:12.511	72	25.010	1:11.839
58	7.007	1:13.374	231	11.913	1:13.093	211	14.119	1:12.495	211	19.541	1:12.511	32	25.364	1:12.318
231	7.561	1:13.483	88	12.493	1:13.155	231	17.082	1:13.184	231	21.210	1:12.396	58	26.948	1:13.155
88	7.953	1:13.119	32	12.665	1:12.490	58	17.738	1:13.146	32	21.524	1:11.965	231	28.395	1:14.862
83	8.811	1:13.639	56	13.973	1:13.282	32	18.020	1:12.689	72	21.766	1:11.843	56	29.060	1:13.209
32	8.891	1:13.642	83	14.252	1:13.809	88	18.411	1:12.908	58	22.136	1:12.447	88	29.583	1:13.422
56	9.146	1:13.660	275	14.490	1:12.976	72	19.012	1:11.639	56	23.854	1:12.774	83	29.881	1:13.288
129	10.660	1:14.675	72	14.907	1:10.746	56	19.026	1:12.895	88	24.210	1:13.287	80	1 Lap	1:21.582
275	10.716	1:14.342	710	17.284	1:13.044	83	19.486	1:12.605	83	24.622	1:13.066	710	35.948	1:13.772
22	11.596	1:15.399	129	19.125	1:15.003	710	23.682	1:13.642	710	29.480	1:13.187	22	40.471	1:14.252
710	11.784	1:14.938	22	19.143	1:14.537	275	25.505	1:18.198 P	22	33.006	1:13.603	277	41.423	1:13.928
84	12.215	1:14.885	277	19.532	1:14.271	22	26.635	1:13.989	277	34.471	1:13.950	148	42.260	1:13.307
277	12.889	1:15.004	84	19.881	1:14.916	277	27.730	1:14.307	148	36.190	1:13.419	84	45.831	1:14.247
72	13.048	1:13.592							84	38.201	1:14.368	4	56.244	1:14.849
148	13.737	1:16.060										114	56.811	1:16.310
7	15.343	1:16.917												

Weather / Track : Cloudy / Dry

Donington Park National

Circuit Length = 1.9790 miles

Start: 10:34 Flag 10:50 End: 10:52

# BMCRC - MRO Championships 2021 - Rnd 5 @ Donington National

## Reactive Parts MRO Powerbikes inc Clubman 1000

### RACE 5 - LAP CHART

#### LAP 11 @ 10:47:10.954

NO	BEHIND	LAP TIME
40		1:10.553
48	4.590	1:11.455
173	4.611	1:10.440
71	6.131	1:10.931
711	7.767	1:11.347
2	11.634	1:11.893
98	15.902	1:11.765
17	16.225	1:11.342
52	17.773	1:12.900
33	18.657	1:13.509
72	26.147	1:11.690
11	26.584	1:13.157
32	26.993	1:12.182
211	27.288	1:12.938
58	28.230	1:11.835
56	31.318	1:12.811
231	31.584	1:13.742
83	32.478	1:13.150
88	32.602	1:13.572
710	39.120	1:13.725
80	1 Lap	1:19.988
22	44.373	1:14.455
277	44.569	1:13.699
148	45.224	1:13.517
84	49.869	1:14.591
4	1:00.179	1:14.488
114	1:02.145	1:15.887

173	4.193	1:10.764
48	4.963	1:11.177
71	5.523	1:10.620
711	9.000	1:11.601
2	14.126	1:12.196
98	16.722	1:11.384
17	17.162	1:11.064
33	21.699	1:12.325
52	22.628	1:13.167
72	26.472	1:10.909
32	28.867	1:11.878
211	30.825	1:12.675
58	31.591	1:12.767
11	32.131	1:13.416
56	35.941	1:13.393
88	37.104	1:13.218
83	37.646	1:13.525
231	39.074	1:14.822
710	44.353	1:13.499
22	50.562	1:13.931
277	52.155	1:14.436
148	52.430	1:14.335
84	58.164	1:15.028
80	1 Lap	1:18.571
4	1:08.992	1:15.883

#### LAP 14 @ 10:50:43.581

NO	BEHIND	LAP TIME
40		1:10.805
114	1 Lap	1:15.490
173	3.837	1:10.449
48	5.202	1:11.044
71	5.326	1:10.608
711	10.292	1:12.097
2	15.311	1:11.990
17	18.224	1:11.867
98	18.336	1:12.419
33	24.000	1:13.106
52	24.548	1:12.725
72	27.400	1:11.733
32	29.360	1:11.298
211	32.532	1:12.512
58	33.322	1:12.536
11	35.304	1:13.978
56	38.455	1:13.319
88	40.245	1:13.946
83	40.891	1:14.050
231	42.633	1:14.364
710	48.097	1:14.549
22	53.964	1:14.207
148	55.633	1:14.008
277	55.991	1:14.641
84	1:03.776	1:16.417
80	1 Lap	1:19.518
4	1:14.767	1:16.580

#### LAP 12 @ 10:48:21.719

NO	BEHIND	LAP TIME
40		1:10.765
173	4.486	1:10.640
48	4.843	1:11.018
71	5.960	1:10.594
711	8.456	1:11.454
2	12.987	1:12.118
98	16.395	1:11.258
17	17.155	1:11.695
33	20.431	1:12.539
52	20.518	1:13.510
72	26.620	1:11.238
32	28.046	1:11.818
211	29.207	1:12.684
11	29.772	1:13.953
58	29.881	1:12.416
56	33.605	1:13.052
88	34.943	1:13.106
83	35.178	1:13.465
231	35.309	1:14.490
710	41.911	1:13.556
22	47.688	1:14.080
277	48.776	1:14.972
148	49.152	1:14.693
80	1 Lap	1:20.093
84	54.193	1:15.089
4	1:04.166	1:14.752
114	1:08.010	1:16.630

#### LAP 13 @ 10:49:32.776

NO	BEHIND	LAP TIME
40		1:11.057

Weather / Track : Cloudy / Dry

# BMCRC - MRO Championships 2021 - Rnd 5 @ Donington National

Reactive Parts MRO Powerbikes inc Clubman 1000

## RACE 5 - SECTOR ANALYSIS



SECTOR 1 = FL to I1, SECTOR 2 = I1 to FL, DIFF = Difference To Personal Best Lap, P = Crossed Finish Line in Pit Lane, D = Time Disallowed

P1 40		Aiden PATMORE		BMW S1000RR - TBR performance/Iris Rigging		
IDEAL LAP TIME : 1:09.999		BEST LAP TIME : 1:10.106		DIFFERENCE : 0.107		
LAP	SECTOR 1	SECTOR 2	LAP TIME	MPH	DIFF	TIME OF DAY
1 -		24.767	1:16.106	93.61	6.000	10:35:26.210
2 -	46.330	24.672	1:11.002	100.34	0.896	10:36:37.212
3 -	46.070	24.557	1:10.627	100.87	0.521	10:37:47.839
4 -	45.967	24.446	1:10.413	101.18	0.307	10:38:58.252
5 -	45.880	24.648	1:10.528	101.01	0.422	10:40:08.780
6 -	<b>45.588</b>	24.518	<b>1:10.106 (1)</b>	<b>101.62</b>		<b>10:41:18.886</b>
7 -	45.693	24.742	1:10.435	101.15	0.329	10:42:29.321
8 -	45.858	<b>24.411</b>	1:10.269 (2)	101.39	0.163	10:43:39.590
9 -	46.031	24.412	1:10.443	101.14	0.337	10:44:50.033
10 -	45.835	24.533	1:10.368 (3)	101.24	0.262	10:46:00.401
11 -	45.982	24.571	1:10.553	100.98	0.447	10:47:10.954
12 -	46.169	24.596	1:10.765	100.68	0.659	10:48:21.719
13 -	46.300	24.757	1:11.057	100.26	0.951	10:49:32.776
14 -	46.244	24.561	1:10.805	100.62	0.699	10:50:43.581

P2 173		Stephen DRAPER		Kawasaki ZX10 -		
IDEAL LAP TIME : 1:10.247		BEST LAP TIME : 1:10.440		DIFFERENCE : 0.193		
LAP	SECTOR 1	SECTOR 2	LAP TIME	MPH	DIFF	TIME OF DAY
1 -		24.931	1:16.415	93.23	5.975	10:35:26.519
2 -	46.986	25.172	1:12.158	98.73	1.718	10:36:38.677
3 -	46.602	24.674	1:11.276	99.95	0.836	10:37:49.953
4 -	46.394	24.536	1:10.930	100.44	0.490	10:39:00.883
5 -	46.111	24.431	1:10.542	100.99	0.102	10:40:11.425
6 -	46.010	24.885	1:10.895	100.49	0.455	10:41:22.320
7 -	46.312	24.662	1:10.974	100.38	0.534	10:42:33.294
8 -	46.106	24.339	1:10.445 (2)	101.13	0.005	10:43:43.739
9 -	46.055	24.494	1:10.549	100.98	0.109	10:44:54.288
10 -	46.458	24.379	1:10.837	100.57	0.397	10:46:05.125
11 -	<b>45.938</b>	24.502	<b>1:10.440 (1)</b>	<b>101.14</b>		<b>10:47:15.565</b>
12 -	46.058	24.582	1:10.640	100.85	0.200	10:48:26.205
13 -	46.427	24.337	1:10.764	100.68	0.324	10:49:36.969
14 -	46.140	<b>24.309</b>	1:10.449 (3)	101.13	0.009	10:50:47.418

P3 48		Nicky WILSON		Suzuki GSXR 1000 - Demon GP/Haslemere Motorcycles		
IDEAL LAP TIME : 1:10.456		BEST LAP TIME : 1:10.550		DIFFERENCE : 0.094		
LAP	SECTOR 1	SECTOR 2	LAP TIME	MPH	DIFF	TIME OF DAY
1 -		24.691	1:15.310	94.60	4.760	10:35:25.414
2 -	46.460	24.486	1:10.946	100.42	0.396	10:36:36.360
3 -	46.409	24.664	1:11.073	100.24	0.523	10:37:47.433
4 -	46.613	24.488	1:11.101	100.20	0.551	10:38:58.534
5 -	46.311	<b>24.466</b>	1:10.777 (2)	100.66	0.227	10:40:09.311
6 -	<b>45.990</b>	24.560	<b>1:10.550 (1)</b>	<b>100.98</b>		<b>10:41:19.861</b>
7 -	46.037	24.806	1:10.843	100.56	0.293	10:42:30.704
8 -	46.746	24.489	1:11.235	100.01	0.685	10:43:41.939
9 -	46.231	25.077	1:11.308	99.91	0.758	10:44:53.247
10 -	46.328	24.514	1:10.842 (3)	100.57	0.292	10:46:04.089
11 -	46.506	24.949	1:11.455	99.70	0.905	10:47:15.544
12 -	46.398	24.620	1:11.018	100.32	0.468	10:48:26.562
13 -	46.527	24.650	1:11.177	100.09	0.627	10:49:37.739
14 -	46.221	24.823	1:11.044	100.28	0.494	10:50:48.783

Weather / Track : Cloudy / Dry

Donington Park National  
Circuit Length = 1.9790 miles  
Start: 10:34 Flag 10:50 End: 10:52



# BMCRC - MRO Championships 2021 - Rnd 5 @ Donington National

Reactive Parts MRO Powerbikes inc Clubman 1000

## RACE 5 - SECTOR ANALYSIS



SECTOR 1 = FL to I1, SECTOR 2 = I1 to FL, DIFF = Difference To Personal Best Lap, P = Crossed Finish Line in Pit Lane, D = Time Disallowed

P4 71 Tom NORTON		Kawasaki ZX10 -				
IDEAL LAP TIME : 1:10.374		BEST LAP TIME : 1:10.594		DIFFERENCE : 0.220		
LAP	SECTOR 1	SECTOR 2	LAP TIME	MPH	DIFF	TIME OF DAY
1 -		25.008	1:15.852	93.92	5.258	10:35:25.956
2 -	46.298	24.745	1:11.043	100.28	0.449	10:36:36.999
3 -	46.063	24.695	1:10.758	100.69	0.164	10:37:47.757
4 -	46.535	24.765	1:11.300	99.92	0.706	10:38:59.057
5 -	46.037	25.492	1:11.529	99.60	0.935	10:40:10.586
6 -	46.530	25.100	1:11.630	99.46	1.036	10:41:22.216
7 -	46.093	24.901	1:10.994	100.35	0.400	10:42:33.210
8 -	46.813	24.736	1:11.549	99.57	0.955	10:43:44.759
9 -	<b>45.850</b>	24.750	1:10.600 (2)	100.91	0.006	10:44:55.359
10 -	46.014	24.781	1:10.795	100.63	0.201	10:46:06.154
11 -	46.064	24.867	1:10.931	100.44	0.337	10:47:17.085
12 -	45.961	24.633	<b>1:10.594 (1)</b>	<b>100.92</b>		<b>10:48:27.679</b>
13 -	46.096	<b>24.524</b>	1:10.620	100.88	0.026	10:49:38.299
14 -	45.922	24.686	1:10.608 (3)	100.90	0.014	10:50:48.907

P5 711 Ritchie THORNTON		Kawasaki ZX10R - Team 71				
IDEAL LAP TIME : 1:10.578		BEST LAP TIME : 1:10.622		DIFFERENCE : 0.044		
LAP	SECTOR 1	SECTOR 2	LAP TIME	MPH	DIFF	TIME OF DAY
1 -		25.105	1:17.562	91.85	6.940	10:35:27.666
2 -	46.557	24.714	1:11.271	99.96	0.649	10:36:38.937
3 -	46.835	24.629	1:11.464	99.69	0.842	10:37:50.401
4 -	46.814	24.601	1:11.415	99.76	0.793	10:39:01.816
5 -	46.771	24.758	1:11.529	99.60	0.907	10:40:13.345
6 -	46.275	<b>24.435</b>	1:10.710 (2)	100.75	0.088	10:41:24.055
7 -	46.148	24.637	1:10.785 (3)	100.65	0.163	10:42:34.840
8 -	46.322	24.614	1:10.936	100.43	0.314	10:43:45.776
9 -	46.391	24.585	1:10.976	100.38	0.354	10:44:56.752
10 -	<b>46.143</b>	24.479	<b>1:10.622 (1)</b>	<b>100.88</b>		<b>10:46:07.374</b>
11 -	46.538	24.809	1:11.347	99.85	0.725	10:47:18.721
12 -	46.683	24.771	1:11.454	99.70	0.832	10:48:30.175
13 -	46.824	24.777	1:11.601	99.50	0.979	10:49:41.776
14 -	47.126	24.971	1:12.097	98.82	1.475	10:50:53.873

P6 2 Peter BAKER		Kawasaki ZX10R - Dodfrey Engineering				
IDEAL LAP TIME : 1:10.689		BEST LAP TIME : 1:10.689		DIFFERENCE : 0.000		
LAP	SECTOR 1	SECTOR 2	LAP TIME	MPH	DIFF	TIME OF DAY
1 -		25.402	1:18.077	91.25	7.388	10:35:28.181
2 -	46.511	24.813	1:11.324 (3)	99.89	0.635	10:36:39.505
3 -	46.594	24.819	1:11.413	99.76	0.724	10:37:50.918
4 -	<b>46.142</b>	<b>24.547</b>	<b>1:10.689 (1)</b>	<b>100.78</b>		<b>10:39:01.607</b>
5 -	46.591	24.768	1:11.359	99.84	0.670	10:40:12.966
6 -	46.451	24.967	1:11.418	99.75	0.729	10:41:24.384
7 -	46.506	24.815	1:11.321 (2)	99.89	0.632	10:42:35.705
8 -	46.497	25.041	1:11.538	99.59	0.849	10:43:47.243
9 -	46.521	25.233	1:11.754	99.29	1.065	10:44:58.997
10 -	46.443	25.255	1:11.698	99.37	1.009	10:46:10.695
11 -	46.849	25.044	1:11.893	99.10	1.204	10:47:22.588
12 -	46.963	25.155	1:12.118	98.79	1.429	10:48:34.706
13 -	47.127	25.069	1:12.196	98.68	1.507	10:49:46.902
14 -	46.869	25.121	1:11.990	98.96	1.301	10:50:58.892

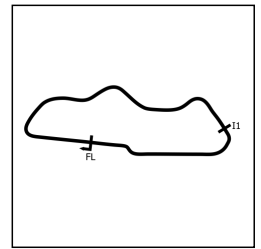
Weather / Track : Cloudy / Dry

Donington Park National  
Circuit Length = 1.9790 miles  
Start: 10:34 Flag 10:50 End: 10:52

# BMCRC - MRO Championships 2021 - Rnd 5 @ Donington National

Reactive Parts MRO Powerbikes inc Clubman 1000

## RACE 5 - SECTOR ANALYSIS



SECTOR 1 = FL to I1, SECTOR 2 = I1 to FL, DIFF = Difference To Personal Best Lap, P = Crossed Finish Line in Pit Lane, D = Time Disallowed

P7 17 Philip BAKER		BMW S1000RR - Paul & Justine Bushell				
IDEAL LAP TIME : 1:10.843		BEST LAP TIME : 1:11.064		DIFFERENCE : 0.221		
LAP	SECTOR 1	SECTOR 2	LAP TIME	MPH	DIFF	TIME OF DAY
1 -		25.703	1:18.799	90.41	7.735	10:35:28.903
2 -	47.131	25.313	1:12.444	98.34	1.380	10:36:41.347
3 -	46.696	24.728	1:11.424	99.75	0.360	10:37:52.771
4 -	46.801	24.835	1:11.636	99.45	0.572	10:39:04.407
5 -	46.600	24.673	1:11.273 (3)	99.96	0.209	10:40:15.680
6 -	46.609	24.725	1:11.334	99.87	0.270	10:41:27.014
7 -	46.532	<b>24.620</b>	1:11.152 (2)	100.13	0.088	10:42:38.166
8 -	46.431	25.023	1:11.454	99.70	0.390	10:43:49.620
9 -	47.805	25.232	1:13.037	97.54	1.973	10:45:02.657
10 -	47.963	25.217	1:13.180	97.35	2.116	10:46:15.837
11 -	46.433	24.909	1:11.342	99.86	0.278	10:47:27.179
12 -	46.809	24.886	1:11.695	99.37	0.631	10:48:38.874
13 -	<b>46.223</b>	24.841	<b>1:11.064 (1)</b>	<b>100.25</b>		<b>10:49:49.938</b>
14 -	46.656	25.211	1:11.867	99.13	0.803	10:51:01.805

P8 98 Rick DICKINSON		BMW S1000RR - MotorcycleRaceParts.co.uk				
IDEAL LAP TIME : 1:11.050		BEST LAP TIME : 1:11.258		DIFFERENCE : 0.208		
LAP	SECTOR 1	SECTOR 2	LAP TIME	MPH	DIFF	TIME OF DAY
1 -		25.533	1:17.827	91.54	6.569	10:35:27.931
2 -	47.037	25.048	1:12.085	98.83	0.827	10:36:40.016
3 -	46.851	25.229	1:12.080	98.84	0.822	10:37:52.096
4 -	47.203	25.330	1:12.533	98.22	1.275	10:39:04.629
5 -	46.832	25.000	1:11.832	99.18	0.574	10:40:16.461
6 -	46.583	24.926	1:11.509	99.63	0.251	10:41:27.970
7 -	46.565	25.001	1:11.566	99.55	0.308	10:42:39.536
8 -	<b>46.151</b>	25.266	1:11.417 (3)	99.76	0.159	10:43:50.953
9 -	46.844	25.043	1:11.887	99.10	0.629	10:45:02.840
10 -	47.343	24.908	1:12.251	98.60	0.993	10:46:15.091
11 -	46.736	25.029	1:11.765	99.27	0.507	10:47:26.856
12 -	46.359	<b>24.899</b>	<b>1:11.258 (1)</b>	<b>99.98</b>		<b>10:48:38.114</b>
13 -	46.436	24.948	1:11.384 (2)	99.80	0.126	10:49:49.498
14 -	46.756	25.663	1:12.419	98.38	1.161	10:51:01.917

P9 33 Michael NEEVES		BMW S1000RR - Prime Factors Racing				
IDEAL LAP TIME : 1:11.219		BEST LAP TIME : 1:11.315		DIFFERENCE : 0.096		
LAP	SECTOR 1	SECTOR 2	LAP TIME	MPH	DIFF	TIME OF DAY
1 -		25.900	1:19.185	89.97	7.870	10:35:29.289
2 -	47.050	25.240	1:12.290	98.55	0.975	10:36:41.579
3 -	47.252	<b>24.862</b>	1:12.114	98.79	0.799	10:37:53.693
4 -	46.678	24.968	1:11.646	99.44	0.331	10:39:05.339
5 -	46.485	25.046	1:11.531 (2)	99.60	0.216	10:40:16.870
6 -	46.729	24.940	1:11.669	99.41	0.354	10:41:28.539
7 -	46.526	25.111	1:11.637 (3)	99.45	0.322	10:42:40.176
8 -	<b>46.357</b>	24.958	<b>1:11.315 (1)</b>	<b>99.90</b>		<b>10:43:51.491</b>
9 -	46.565	25.206	1:11.771	99.26	0.456	10:45:03.262
10 -	47.612	25.228	1:12.840	97.81	1.525	10:46:16.102
11 -	47.416	26.093	1:13.509	96.92	2.194	10:47:29.611
12 -	46.969	25.570	1:12.539	98.21	1.224	10:48:42.150
13 -	47.212	25.113	1:12.325	98.50	1.010	10:49:54.475
14 -	46.777	26.329	1:13.106	97.45	1.791	10:51:07.581

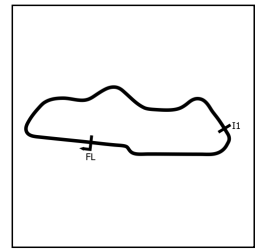
Weather / Track : Cloudy / Dry

Donington Park National  
Circuit Length = 1.9790 miles  
Start: 10:34 Flag 10:50 End: 10:52

# BMCRC - MRO Championships 2021 - Rnd 5 @ Donington National

Reactive Parts MRO Powerbikes inc Clubman 1000

## RACE 5 - SECTOR ANALYSIS



SECTOR 1 = FL to I1, SECTOR 2 = I1 to FL, DIFF = Difference To Personal Best Lap, P = Crossed Finish Line in Pit Lane, D = Time Disallowed

P10 52		Ben COTGROVE		Yamaha R1 - MFR		
IDEAL LAP TIME : 1:11.125		BEST LAP TIME : 1:11.149		DIFFERENCE : 0.024		
LAP	SECTOR 1	SECTOR 2	LAP TIME	MPH	DIFF	TIME OF DAY
1 -		24.960	1:16.679	92.91	5.530	10:35:26.783
2 -	46.900	25.014	1:11.914	99.07	0.765	10:36:38.697
3 -	46.890	<b>24.673</b>	1:11.563 (2)	99.55	0.414	10:37:50.260
4 -	<b>46.452</b>	24.697	<b>1:11.149 (1)</b>	<b>100.13</b>		<b>10:39:01.409</b>
5 -	46.915	25.276	1:12.191	98.69	1.042	10:40:13.600
6 -	46.710	24.894	1:11.604 (3)	99.50	0.455	10:41:25.204
7 -	46.772	24.880	1:11.652	99.43	0.503	10:42:36.856
8 -	47.326	25.347	1:12.673	98.03	1.524	10:43:49.529
9 -	47.684	25.320	1:13.004	97.59	1.855	10:45:02.533
10 -	47.886	25.408	1:13.294	97.20	2.145	10:46:15.827
11 -	47.399	25.501	1:12.900	97.73	1.751	10:47:28.727
12 -	47.570	25.940	1:13.510	96.92	2.361	10:48:42.237
13 -	47.888	25.279	1:13.167	97.37	2.018	10:49:55.404
14 -	47.505	25.220	1:12.725	97.96	1.576	10:51:08.129

P11 72		Michael O'BRIEN		Yamaha R1 -		
IDEAL LAP TIME : 1:10.746		BEST LAP TIME : 1:10.746		DIFFERENCE : 0.000		
LAP	SECTOR 1	SECTOR 2	LAP TIME	MPH	DIFF	TIME OF DAY
1 -		25.405	1:25.712	83.12	14.966	10:35:35.816
2 -	48.322	25.270	1:13.592	96.81	2.846	10:36:49.408
3 -	47.802	25.203	1:13.005	97.59	2.259	10:38:02.413
4 -	<b>46.222</b>	<b>24.524</b>	<b>1:10.746 (1)</b>	<b>100.70</b>		<b>10:39:13.159</b>
5 -	47.862	25.238	1:13.100	97.46	2.354	10:40:26.259
6 -	46.865	24.774	1:11.639	99.45	0.893	10:41:37.898
7 -	46.581	25.034	1:11.615	99.48	0.869	10:42:49.513
8 -	46.996	24.847	1:11.843	99.16	1.097	10:44:01.356
9 -	47.296	24.920	1:12.216	98.65	1.470	10:45:13.572
10 -	46.665	25.174	1:11.839	99.17	1.093	10:46:25.411
11 -	46.957	24.733	1:11.690	99.38	0.944	10:47:37.101
12 -	46.650	24.588	1:11.238 (3)	100.01	0.492	10:48:48.339
13 -	46.354	24.555	1:10.909 (2)	100.47	0.163	10:49:59.248
14 -	46.825	24.908	1:11.733	99.32	0.987	10:51:10.981

P12 32		Martin MORRIS		BMW S1000RR - Morris Racing, Obsession Engineering		
IDEAL LAP TIME : 1:11.298		BEST LAP TIME : 1:11.298		DIFFERENCE : 0.000		
LAP	SECTOR 1	SECTOR 2	LAP TIME	MPH	DIFF	TIME OF DAY
1 -		26.060	1:21.505	87.41	10.207	10:35:31.609
2 -	48.214	25.428	1:13.642	96.74	2.344	10:36:45.251
3 -	47.851	25.325	1:13.176	97.36	1.878	10:37:58.427
4 -	47.350	25.140	1:12.490	98.28	1.192	10:39:10.917
5 -	48.030	25.270	1:13.300	97.19	2.002	10:40:24.217
6 -	47.488	25.201	1:12.689	98.01	1.391	10:41:36.906
7 -	47.036	25.207	1:12.243	98.62	0.945	10:42:49.149
8 -	46.826	25.139	1:11.965	99.00	0.667	10:44:01.114
9 -	47.328	25.005	1:12.333	98.49	1.035	10:45:13.447
10 -	47.387	24.931	1:12.318	98.51	1.020	10:46:25.765
11 -	47.264	24.918	1:12.182	98.70	0.884	10:47:37.947
12 -	46.859	24.959	1:11.818 (2)	99.20	0.520	10:48:49.765
13 -	46.895	24.983	1:11.878 (3)	99.12	0.580	10:50:01.643
14 -	<b>46.599</b>	<b>24.699</b>	<b>1:11.298 (1)</b>	<b>99.92</b>		<b>10:51:12.941</b>

Weather / Track : Cloudy / Dry

Donington Park National  
Circuit Length = 1.9790 miles  
Start: 10:34 Flag 10:50 End: 10:52

# BMCRC - MRO Championships 2021 - Rnd 5 @ Donington National

Reactive Parts MRO Powerbikes inc Clubman 1000

## RACE 5 - SECTOR ANALYSIS



SECTOR 1 = FL to I1, SECTOR 2 = I1 to FL, DIFF = Difference To Personal Best Lap, P = Crossed Finish Line in Pit Lane, D = Time Disallowed

P13 211 C		Nick WHITCHER		Kawasaki ZX10R -		
IDEAL LAP TIME : 1:12.316		BEST LAP TIME : 1:12.425		DIFFERENCE : 0.109		
LAP	SECTOR 1	SECTOR 2	LAP TIME	MPH	DIFF	TIME OF DAY
1 -		25.741	1:19.476	89.64	7.051	10:35:29.580
2 -	47.817	25.371	1:13.188	97.34	0.763	10:36:42.768
3 -	47.683	25.174	1:12.857	97.78	0.432	10:37:55.625
4 -	47.304	25.156	1:12.460 (2)	98.32	0.035	10:39:08.085
5 -	47.184	25.241	<b>1:12.425 (1)</b>	<b>98.37</b>		<b>10:40:20.510</b>
6 -	<b>47.172</b>	25.323	1:12.495 (3)	98.27	0.070	10:41:33.005
7 -	47.848	25.767	1:13.615	96.78	1.190	10:42:46.620
8 -	47.218	25.293	1:12.511	98.25	0.086	10:43:59.131
9 -	47.569	25.418	1:12.987	97.61	0.562	10:45:12.118
10 -	47.719	25.467	1:13.186	97.34	0.761	10:46:25.304
11 -	47.410	25.528	1:12.938	97.68	0.513	10:47:38.242
12 -	47.540	<b>25.144</b>	1:12.684	98.02	0.259	10:48:50.926
13 -	47.197	25.478	1:12.675	98.03	0.250	10:50:03.601
14 -	47.290	25.222	1:12.512	98.25	0.087	10:51:16.113

P14 58 C		Kenny FRETWELL		Yamaha R1 - Seton Tuning		
IDEAL LAP TIME : 1:11.679		BEST LAP TIME : 1:11.835		DIFFERENCE : 0.156		
LAP	SECTOR 1	SECTOR 2	LAP TIME	MPH	DIFF	TIME OF DAY
1 -		25.919	1:19.889	89.18	8.054	10:35:29.993
2 -	47.805	25.569	1:13.374	97.10	1.539	10:36:43.367
3 -	47.674	25.691	1:13.365	97.11	1.530	10:37:56.732
4 -	47.513	25.513	1:13.026	97.56	1.191	10:39:09.758
5 -	48.185	25.535	1:13.720	96.64	1.885	10:40:23.478
6 -	47.661	25.485	1:13.146	97.40	1.311	10:41:36.624
7 -	47.178	25.477	1:12.655	98.06	0.820	10:42:49.279
8 -	47.085	25.362	1:12.447 (3)	98.34	0.612	10:44:01.726
9 -	47.107	25.361	1:12.468	98.31	0.633	10:45:14.194
10 -	48.086	<b>25.069</b>	1:13.155	97.39	1.320	10:46:27.349
11 -	<b>46.610</b>	25.225	<b>1:11.835 (1)</b>	<b>99.18</b>		<b>10:47:39.184</b>
12 -	47.219	25.197	1:12.416 (2)	98.38	0.581	10:48:51.600
13 -	47.354	25.413	1:12.767	97.91	0.932	10:50:04.367
14 -	47.236	25.300	1:12.536	98.22	0.701	10:51:16.903

P15 11		Josh HARVEY		Yamaha R1 - NR Racing		
IDEAL LAP TIME : 1:12.414		BEST LAP TIME : 1:12.455		DIFFERENCE : 0.041		
LAP	SECTOR 1	SECTOR 2	LAP TIME	MPH	DIFF	TIME OF DAY
1 -		25.673	1:18.564	90.68	6.109	10:35:28.668
2 -	47.101	25.513	1:12.614 (3)	98.11	0.159	10:36:41.282
3 -	47.948	25.463	1:13.411	97.05	0.956	10:37:54.693
4 -	47.339	25.380	1:12.719	97.97	0.264	10:39:07.412
5 -	<b>47.070</b>	25.385	<b>1:12.455 (1)</b>	<b>98.33</b>		<b>10:40:19.867</b>
6 -	47.213	<b>25.344</b>	1:12.557 (2)	98.19	0.102	10:41:32.424
7 -	47.153	25.480	1:12.633	98.09	0.178	10:42:45.057
8 -	47.576	25.555	1:13.131	97.42	0.676	10:43:58.188
9 -	47.619	25.542	1:13.161	97.38	0.706	10:45:11.349
10 -	47.599	25.433	1:13.032	97.55	0.577	10:46:24.381
11 -	47.756	25.401	1:13.157	97.38	0.702	10:47:37.538
12 -	48.488	25.465	1:13.953	96.34	1.498	10:48:51.491
13 -	47.758	25.658	1:13.416	97.04	0.961	10:50:04.907
14 -	47.799	26.179	1:13.978	96.30	1.523	10:51:18.885

Weather / Track : Cloudy / Dry

Donington Park National  
Circuit Length = 1.9790 miles  
Start: 10:34 Flag 10:50 End: 10:52

# BMCRC - MRO Championships 2021 - Rnd 5 @ Donington National

Reactive Parts MRO Powerbikes inc Clubman 1000

## RACE 5 - SECTOR ANALYSIS



SECTOR 1 = FL to I1, SECTOR 2 = I1 to FL, DIFF = Difference To Personal Best Lap, P = Crossed Finish Line in Pit Lane, D = Time Disallowed

<b>P16 56</b>		<b>Mike SMITH</b>		Kawasaki ZX10R - Smiffs Garage		
IDEAL LAP TIME : 1:12.625		BEST LAP TIME : 1:12.758		DIFFERENCE : 0.133		
LAP	SECTOR 1	SECTOR 2	LAP TIME	MPH	DIFF	TIME OF DAY
1 -		25.966	1:21.742	87.16	8.984	10:35:31.846
2 -	48.233	25.427	1:13.660	96.72	0.902	10:36:45.506
3 -	47.879	25.558	1:13.437	97.01	0.679	10:37:58.943
4 -	47.612	25.670	1:13.282	97.22	0.524	10:39:12.225
5 -	47.380	<b>25.412</b>	1:12.792 (3)	97.87	0.034	10:40:25.017
6 -	47.367	25.528	1:12.895	97.73	0.137	10:41:37.912
7 -	<b>47.213</b>	25.545	<b>1:12.758 (1)</b>	<b>97.92</b>		<b>10:42:50.670</b>
8 -	47.357	25.417	1:12.774 (2)	97.90	0.016	10:44:03.444
9 -	47.373	25.435	1:12.808	97.85	0.050	10:45:16.252
10 -	47.791	25.418	1:13.209	97.31	0.451	10:46:29.461
11 -	47.271	25.540	1:12.811	97.85	0.053	10:47:42.272
12 -	47.215	25.837	1:13.052	97.52	0.294	10:48:55.324
13 -	47.840	25.553	1:13.393	97.07	0.635	10:50:08.717
14 -	47.651	25.668	1:13.319	97.17	0.561	10:51:22.036

<b>P17 88 C</b>		<b>Scott HALLIDAY</b>		Suzuki GSXR 1000 - Performance fitness gym		
IDEAL LAP TIME : 1:12.614		BEST LAP TIME : 1:12.762		DIFFERENCE : 0.148		
LAP	SECTOR 1	SECTOR 2	LAP TIME	MPH	DIFF	TIME OF DAY
1 -		25.686	1:21.090	87.86	8.328	10:35:31.194
2 -	47.731	25.388	1:13.119	97.43	0.357	10:36:44.313
3 -	47.919	25.358	1:13.277	97.22	0.515	10:37:57.590
4 -	47.739	25.416	1:13.155	97.39	0.393	10:39:10.745
5 -	48.085	25.559	1:13.644	96.74	0.882	10:40:24.389
6 -	47.593	25.315	1:12.908 (2)	97.72	0.146	10:41:37.297
7 -	<b>47.326</b>	25.890	1:13.216	97.30	0.454	10:42:50.513
8 -	47.851	25.436	1:13.287	97.21	0.525	10:44:03.800
9 -	47.474	<b>25.288</b>	<b>1:12.762 (1)</b>	<b>97.91</b>		<b>10:45:16.562</b>
10 -	48.005	25.417	1:13.422	97.03	0.660	10:46:29.984
11 -	47.843	25.729	1:13.572	96.83	0.810	10:47:43.556
12 -	47.721	25.385	1:13.106 (3)	97.45	0.344	10:48:56.662
13 -	47.831	25.387	1:13.218	97.30	0.456	10:50:09.880
14 -	47.937	26.009	1:13.946	96.34	1.184	10:51:23.826

<b>P18 83 C</b>		<b>Jason SIGGS</b>		Yamaha R1 - J Siggs Construction		
IDEAL LAP TIME : 1:12.330		BEST LAP TIME : 1:12.605		DIFFERENCE : 0.275		
LAP	SECTOR 1	SECTOR 2	LAP TIME	MPH	DIFF	TIME OF DAY
1 -		26.315	1:21.428	87.49	8.823	10:35:31.532
2 -	48.014	25.625	1:13.639	96.75	1.034	10:36:45.171
3 -	47.669	25.855	1:13.524	96.90	0.919	10:37:58.695
4 -	48.195	25.614	1:13.809	96.52	1.204	10:39:12.504
5 -	47.870	25.393	1:13.263	97.24	0.658	10:40:25.767
6 -	<b>47.206</b>	25.399	<b>1:12.605 (1)</b>	<b>98.12</b>		<b>10:41:38.372</b>
7 -	47.419	25.355	1:12.774 (2)	97.90	0.169	10:42:51.146
8 -	47.388	25.678	1:13.066	97.50	0.461	10:44:04.212
9 -	47.658	<b>25.124</b>	1:12.782 (3)	97.89	0.177	10:45:16.994
10 -	47.750	25.538	1:13.288	97.21	0.683	10:46:30.282
11 -	47.678	25.472	1:13.150	97.39	0.545	10:47:43.432
12 -	47.583	25.882	1:13.465	96.98	0.860	10:48:56.897
13 -	48.144	25.381	1:13.525	96.90	0.920	10:50:10.422
14 -	47.756	26.294	1:14.050	96.21	1.445	10:51:24.472

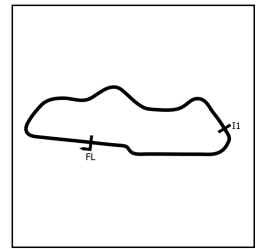
Weather / Track : Cloudy / Dry

Donington Park National  
Circuit Length = 1.9790 miles  
Start: 10:34 Flag 10:50 End: 10:52

# BMCRC - MRO Championships 2021 - Rnd 5 @ Donington National

Reactive Parts MRO Powerbikes inc Clubman 1000

## RACE 5 - SECTOR ANALYSIS



SECTOR 1 = FL to I1, SECTOR 2 = I1 to FL, DIFF = Difference To Personal Best Lap, P = Crossed Finish Line in Pit Lane, D = Time Disallowed

P19 231		Marcus SIMPSON		Suzuki GSX-R 1000 - JPS Racing		
IDEAL LAP TIME : 1:12.182		BEST LAP TIME : 1:12.396		DIFFERENCE : 0.214		
LAP	SECTOR 1	SECTOR 2	LAP TIME	MPH	DIFF	TIME OF DAY
1 -		25.456	1:20.334	88.68	7.938	10:35:30.438
2 -	47.809	25.674	1:13.483	96.95	1.087	10:36:43.921
3 -	47.916	25.235	1:13.151	97.39	0.755	10:37:57.072
4 -	47.842	25.251	1:13.093	97.47	0.697	10:39:10.165
5 -	47.558	25.061	1:12.619 (3)	98.10	0.223	10:40:22.784
6 -	47.453	25.731	1:13.184	97.35	0.788	10:41:35.968
7 -	<b>47.137</b>	25.299	1:12.436 (2)	98.35	0.040	10:42:48.404
8 -	47.351	<b>25.045</b>	<b>1:12.396 (1)</b>	<b>98.41</b>		<b>10:44:00.800</b>
9 -	47.485	25.649	1:13.134	97.41	0.738	10:45:13.934
10 -	49.148	25.714	1:14.862	95.17	2.466	10:46:28.796
11 -	47.570	26.172	1:13.742	96.61	1.346	10:47:42.538
12 -	48.143	26.347	1:14.490	95.64	2.094	10:48:57.028
13 -	48.937	25.885	1:14.822	95.22	2.426	10:50:11.850
14 -	48.340	26.024	1:14.364	95.80	1.968	10:51:26.214

P20 710 C		Craig HENSTOCK		BMW S1000RR - Alheavy Ltd / Kronos Threat Management		
IDEAL LAP TIME : 1:12.915		BEST LAP TIME : 1:13.044		DIFFERENCE : 0.129		
LAP	SECTOR 1	SECTOR 2	LAP TIME	MPH	DIFF	TIME OF DAY
1 -		26.434	1:23.102	85.73	10.058	10:35:33.206
2 -	48.811	26.127	1:14.938	95.07	1.894	10:36:48.144
3 -	48.127	26.221	1:14.348	95.82	1.304	10:38:02.492
4 -	<b>47.718</b>	25.326	<b>1:13.044 (1)</b>	<b>97.53</b>		<b>10:39:15.536</b>
5 -	47.997	25.393	1:13.390	97.07	0.346	10:40:28.926
6 -	48.145	25.497	1:13.642	96.74	0.598	10:41:42.568
7 -	48.118	<b>25.197</b>	1:13.315 (3)	97.17	0.271	10:42:55.883
8 -	47.893	25.294	1:13.187 (2)	97.34	0.143	10:44:09.070
9 -	47.922	25.585	1:13.507	96.92	0.463	10:45:22.577
10 -	48.265	25.507	1:13.772	96.57	0.728	10:46:36.349
11 -	48.074	25.651	1:13.725	96.63	0.681	10:47:50.074
12 -	48.101	25.455	1:13.556	96.86	0.512	10:49:03.630
13 -	47.999	25.500	1:13.499	96.93	0.455	10:50:17.129
14 -	48.640	25.909	1:14.549	95.56	1.505	10:51:31.678

P21 22		Jordan GREENSHIELDS		Suzuki GSXR1000R - Woodford halse garage		
IDEAL LAP TIME : 1:13.472		BEST LAP TIME : 1:13.472		DIFFERENCE : 0.000		
LAP	SECTOR 1	SECTOR 2	LAP TIME	MPH	DIFF	TIME OF DAY
1 -		26.253	1:22.453	86.40	8.981	10:35:32.557
2 -	49.227	26.172	1:15.399	94.49	1.927	10:36:47.956
3 -	49.051	25.851	1:14.902	95.11	1.430	10:38:02.858
4 -	48.497	26.040	1:14.537	95.58	1.065	10:39:17.395
5 -	48.427	25.710	1:14.137	96.10	0.665	10:40:31.532
6 -	48.286	25.703	1:13.989	96.29	0.517	10:41:45.521
7 -	<b>47.975</b>	<b>25.497</b>	<b>1:13.472 (1)</b>	<b>96.97</b>		<b>10:42:58.993</b>
8 -	48.097	25.506	1:13.603 (2)	96.79	0.131	10:44:12.596
9 -	48.270	25.754	1:14.024	96.24	0.552	10:45:26.620
10 -	48.481	25.771	1:14.252	95.95	0.780	10:46:40.872
11 -	48.762	25.693	1:14.455	95.69	0.983	10:47:55.327
12 -	48.350	25.730	1:14.080	96.17	0.608	10:49:09.407
13 -	48.053	25.878	1:13.931 (3)	96.36	0.459	10:50:23.338
14 -	48.505	25.702	1:14.207	96.01	0.735	10:51:37.545

Weather / Track : Cloudy / Dry

Donington Park National  
Circuit Length = 1.9790 miles  
Start: 10:34 Flag 10:50 End: 10:52

# BMCRC - MRO Championships 2021 - Rnd 5 @ Donington National

Reactive Parts MRO Powerbikes inc Clubman 1000

## RACE 5 - SECTOR ANALYSIS



SECTOR 1 = FL to I1, SECTOR 2 = I1 to FL, DIFF = Difference To Personal Best Lap, P = Crossed Finish Line in Pit Lane, D = Time Disallowed

P22 148 C		Aaron COLLINS		BMW S1000RR - Precision installations		
IDEAL LAP TIME : 1:13.261		BEST LAP TIME : 1:13.307		DIFFERENCE : 0.046		
LAP	SECTOR 1	SECTOR 2	LAP TIME	MPH	DIFF	TIME OF DAY
1 -		26.691	1:23.933	84.88	10.626	10:35:34.037
2 -	49.970	26.090	1:16.060	93.67	2.753	10:36:50.097
3 -	48.832	25.834	1:14.666	95.42	1.359	10:38:04.763
4 -	47.962	25.762	1:13.724	96.63	0.417	10:39:18.487
5 -	49.215	26.915	1:16.130	93.58	2.823	10:40:34.617
6 -	48.669	25.739	1:14.408	95.75	1.101	10:41:49.025
7 -	47.868	<b>25.468</b>	1:13.336 (2)	97.15	0.029	10:43:02.361
8 -	47.877	25.542	1:13.419 (3)	97.04	0.112	10:44:15.780
9 -	48.068	25.506	1:13.574	96.83	0.267	10:45:29.354
10 -	<b>47.793</b>	25.514	<b>1:13.307 (1)</b>	<b>97.18</b>		<b>10:46:42.661</b>
11 -	47.953	25.564	1:13.517	96.91	0.210	10:47:56.178
12 -	48.692	26.001	1:14.693	95.38	1.386	10:49:10.871
13 -	48.680	25.655	1:14.335	95.84	1.028	10:50:25.206
14 -	48.533	25.475	1:14.008	96.26	0.701	10:51:39.214

P23 277 C		Adrian AVERRE		Ducati PANIGALE V4 - Ryders Alley Racing		
IDEAL LAP TIME : 1:13.415		BEST LAP TIME : 1:13.495		DIFFERENCE : 0.080		
LAP	SECTOR 1	SECTOR 2	LAP TIME	MPH	DIFF	TIME OF DAY
1 -		26.113	1:24.141	84.67	10.646	10:35:34.245
2 -	49.508	<b>25.496</b>	1:15.004	94.99	1.509	10:36:49.249
3 -	48.616	25.648	1:14.264	95.93	0.769	10:38:03.513
4 -	48.605	25.666	1:14.271	95.92	0.776	10:39:17.784
5 -	48.975	25.550	1:14.525	95.60	1.030	10:40:32.309
6 -	48.431	25.876	1:14.307	95.88	0.812	10:41:46.616
7 -	<b>47.919</b>	25.576	<b>1:13.495 (1)</b>	<b>96.94</b>		<b>10:43:00.111</b>
8 -	48.296	25.654	1:13.950	96.34	0.455	10:44:14.061
9 -	48.323	25.512	1:13.835 (3)	96.49	0.340	10:45:27.896
10 -	48.211	25.717	1:13.928	96.37	0.433	10:46:41.824
11 -	48.201	25.498	1:13.699 (2)	96.67	0.204	10:47:55.523
12 -	49.054	25.918	1:14.972	95.03	1.477	10:49:10.495
13 -	48.548	25.888	1:14.436	95.71	0.941	10:50:24.931
14 -	49.118	25.523	1:14.641	95.45	1.146	10:51:39.572

P24 84 C		Tunc GUNERGUN		Aprilia RSV4 RF - 1 - BIKERSWORLD		
IDEAL LAP TIME : 1:14.014		BEST LAP TIME : 1:14.194		DIFFERENCE : 0.180		
LAP	SECTOR 1	SECTOR 2	LAP TIME	MPH	DIFF	TIME OF DAY
1 -		26.180	1:23.586	85.23	9.392	10:35:33.690
2 -	48.901	25.984	1:14.885	95.14	0.691	10:36:48.575
3 -	48.673	25.969	1:14.642	95.45	0.448	10:38:03.217
4 -	49.179	25.737	1:14.916	95.10	0.722	10:39:18.133
5 -	49.392	26.703	1:16.095	93.62	1.901	10:40:34.228
6 -	48.869	25.664	1:14.533	95.59	0.339	10:41:48.761
7 -	48.647	26.015	1:14.662	95.42	0.468	10:43:03.423
8 -	48.720	25.648	1:14.368 (3)	95.80	0.174	10:44:17.791
9 -	48.632	<b>25.562</b>	<b>1:14.194 (1)</b>	<b>96.02</b>		<b>10:45:31.985</b>
10 -	<b>48.452</b>	25.795	1:14.247 (2)	95.95	0.053	10:46:46.232
11 -	48.955	25.636	1:14.591	95.51	0.397	10:48:00.823
12 -	49.235	25.854	1:15.089	94.88	0.895	10:49:15.912
13 -	48.926	26.102	1:15.028	94.95	0.834	10:50:30.940
14 -	49.392	27.025	1:16.417	93.23	2.223	10:51:47.357

Weather / Track : Cloudy / Dry

Donington Park National  
Circuit Length = 1.9790 miles  
Start: 10:34 Flag 10:50 End: 10:52

# BMCRC - MRO Championships 2021 - Rnd 5 @ Donington National

Reactive Parts MRO Powerbikes inc Clubman 1000

## RACE 5 - SECTOR ANALYSIS



SECTOR 1 = FL to I1, SECTOR 2 = I1 to FL, DIFF = Difference To Personal Best Lap, P = Crossed Finish Line in Pit Lane, D = Time Disallowed

P25		4 C		Tom VAUGHAN		Kawasaki ZX10RR -	
IDEAL LAP TIME : 1:14.419		BEST LAP TIME : 1:14.488		DIFFERENCE : 0.069			
LAP	SECTOR 1	SECTOR 2	LAP TIME	MPH	DIFF	TIME OF DAY	
1 -		26.300	1:24.984	83.83	10.496	10:35:35.088	
2 -	50.499	26.544	1:17.043	92.47	2.555	10:36:52.131	
3 -	50.373	26.680	1:17.053	92.46	2.565	10:38:09.184	
4 -	50.319	26.140	1:16.459	93.18	1.971	10:39:25.643	
5 -	49.873	25.967	1:15.840	93.94	1.352	10:40:41.483	
6 -	49.935	25.706	1:15.641	94.19	1.153	10:41:57.124	
7 -	48.955	25.871	1:14.826	95.21	0.338	10:43:11.950	
8 -	49.103	<b>25.622</b>	1:14.725 (2)	95.34	0.237	10:44:26.675	
9 -	49.431	25.690	1:15.121	94.84	0.633	10:45:41.796	
10 -	48.964	25.885	1:14.849	95.18	0.361	10:46:56.645	
<b>11 -</b>	<b>48.797</b>	25.691	<b>1:14.488 (1)</b>	<b>95.64</b>		<b>10:48:11.133</b>	
12 -	48.931	25.821	1:14.752 (3)	95.31	0.264	10:49:25.885	
13 -	50.121	25.762	1:15.883	93.88	1.395	10:50:41.768	
14 -	50.070	26.510	1:16.580	93.03	2.092	10:51:58.348	

P26		114		Ricky MARTIN		Kawasaki ZX10 - T.B.R Performance	
IDEAL LAP TIME : 1:14.264		BEST LAP TIME : 1:14.264		DIFFERENCE : 0.000			
LAP	SECTOR 1	SECTOR 2	LAP TIME	MPH	DIFF	TIME OF DAY	
1 -		26.691	1:25.626	83.20	11.362	10:35:35.730	
2 -	50.201	26.503	1:16.704	92.88	2.440	10:36:52.434	
3 -	49.753	26.687	1:16.440	93.20	2.176	10:38:08.874	
4 -	49.486	25.987	1:15.473	94.39	1.209	10:39:24.347	
<b>5 -</b>	<b>48.359</b>	<b>25.905</b>	<b>1:14.264 (1)</b>	<b>95.93</b>		<b>10:40:38.611</b>	
6 -	48.794	25.945	1:14.739 (2)	95.32	0.475	10:41:53.350	
7 -	48.843	26.184	1:15.027 (3)	94.96	0.763	10:43:08.377	
8 -	49.381	26.301	1:15.682	94.13	1.418	10:44:24.059	
9 -	50.624	26.219	1:16.843	92.71	2.579	10:45:40.902	
10 -	49.616	26.694	1:16.310	93.36	2.046	10:46:57.212	
11 -	49.561	26.326	1:15.887	93.88	1.623	10:48:13.099	
12 -	50.038	26.592	1:16.630	92.97	2.366	10:49:29.729	
13 -	49.543	25.947	1:15.490	94.37	1.226	10:50:45.219	

P27		80 C		Dave NESTER		BMW S1000RR -	
IDEAL LAP TIME : 1:18.571		BEST LAP TIME : 1:18.571		DIFFERENCE : 0.000			
LAP	SECTOR 1	SECTOR 2	LAP TIME	MPH	DIFF	TIME OF DAY	
1 -		29.081	1:29.820	79.32	11.249	10:35:39.924	
2 -	53.743	28.385	1:22.128	86.75	3.557	10:37:02.052	
3 -	53.765	29.015	1:22.780	86.06	4.209	10:38:24.832	
4 -	53.515	28.389	1:21.904	86.98	3.333	10:39:46.736	
5 -	53.864	28.485	1:22.349	86.51	3.778	10:41:09.085	
6 -	53.366	28.590	1:21.956	86.93	3.385	10:42:31.041	
7 -	52.548	27.870	1:20.418	88.59	1.847	10:43:51.459	
8 -	51.916	27.921	1:19.837 (3)	89.23	1.266	10:45:11.296	
9 -	53.141	28.441	1:21.582	87.33	3.011	10:46:32.878	
10 -	52.286	27.702	1:19.988	89.07	1.417	10:47:52.866	
11 -	52.656	27.437	1:20.093	88.95	1.522	10:49:12.959	
<b>12 -</b>	<b>51.512</b>	<b>27.059</b>	<b>1:18.571 (1)</b>	<b>90.67</b>		<b>10:50:31.530</b>	
13 -	52.350	27.168	1:19.518 (2)	89.59	0.947	10:51:51.048	

Weather / Track : Cloudy / Dry

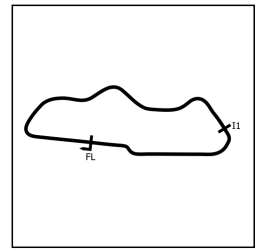
Donington Park National  
Circuit Length = 1.9790 miles  
Start: 10:34 Flag 10:50 End: 10:52



# BMCRC - MRO Championships 2021 - Rnd 5 @ Donington National

Reactive Parts MRO Powerbikes inc Clubman 1000

## RACE 5 - SECTOR ANALYSIS



SECTOR 1 = FL to I1, SECTOR 2 = I1 to FL, DIFF = Difference To Personal Best Lap, P = Crossed Finish Line in Pit Lane, D = Time Disallowed

<b>P28</b>		<b>7 C</b>		<b>Seb JENKINS</b>		Suzuki GSX-R 1000 - Mupo Race Suspension - Enpro - DDA gr	
IDEAL LAP TIME : 1:15.615		BEST LAP TIME : 1:15.615		DIFFERENCE : 0.000			
LAP	SECTOR 1	SECTOR 2	LAP TIME	MPH	DIFF	TIME OF DAY	
1 -		26.949	1:24.682	84.13	9.067	10:35:34.786	
2 -	50.428	26.489	1:16.917	92.62	1.302	10:36:51.703	
3 -	50.228	26.600	1:16.828 <b>(3)</b>	92.73	1.213	10:38:08.531	
4 -	50.575	26.255	1:16.830	92.73	1.215	10:39:25.361	
5 -	49.818	26.124	1:15.942 <b>(2)</b>	93.81	0.327	10:40:41.303	
<b>6 -</b>	<b>49.767</b>	<b>25.848</b>	<b>1:15.615 (1)</b>	<b>94.22</b>		<b>10:41:56.918</b>	
7 -	50.160	IN PIT	1:22.374 <b>P</b>	86.49	6.759	10:43:19.292	

<b>P29</b>		<b>275 C</b>		<b>Mark WILBY</b>		Suzuki GSXR1000 -	
IDEAL LAP TIME : 1:12.510		BEST LAP TIME : 1:12.690		DIFFERENCE : 0.180			
LAP	SECTOR 1	SECTOR 2	LAP TIME	MPH	DIFF	TIME OF DAY	
1 -		26.283	1:22.630	86.22	9.940	10:35:32.734	
2 -	48.165	26.177	1:14.342	95.83	1.652	10:36:47.076	
<b>3 -</b>	<b>47.165</b>	25.525	<b>1:12.690 (1)</b>	<b>98.01</b>		<b>10:37:59.766</b>	
4 -	47.526	25.450	1:12.976 <b>(2)</b>	97.62	0.286	10:39:12.742	
5 -	48.106	<b>25.345</b>	1:13.451 <b>(3)</b>	96.99	0.761	10:40:26.193	
6 -	47.520	IN PIT	1:18.198 <b>P</b>	91.11	5.508	10:41:44.391	

<b>P30</b>		<b>129 C</b>		<b>Cecil DINSMORE</b>		Suzuki GSXR 1000 - KnC Motorsport	
IDEAL LAP TIME : 1:14.675		BEST LAP TIME : 1:14.675		DIFFERENCE : 0.000			
LAP	SECTOR 1	SECTOR 2	LAP TIME	MPH	DIFF	TIME OF DAY	
1 -		26.239	1:22.241	86.63	7.566	10:35:32.345	
<b>2 -</b>	<b>48.638</b>	<b>26.037</b>	<b>1:14.675 (1)</b>	<b>95.40</b>		<b>10:36:47.020</b>	
3 -	48.924	26.430	1:15.354 <b>(3)</b>	94.54	0.679	10:38:02.374	
4 -	48.816	26.187	1:15.003 <b>(2)</b>	94.99	0.328	10:39:17.377	
5 -	50.072	IN PIT	1:22.272 <b>P</b>	86.59	7.597	10:40:39.649	

<b>P31</b>		<b>16</b>		<b>Glenn WALSH</b>		BMW S1000RR - Walters Medical	
IDEAL LAP TIME : 1:11.119		BEST LAP TIME : 1:11.119		DIFFERENCE : 0.000			
LAP	SECTOR 1	SECTOR 2	LAP TIME	MPH	DIFF	TIME OF DAY	
1 -		24.798	1:16.829	92.73	5.710	10:35:26.933	
<b>2 -</b>	<b>46.338</b>	<b>24.781</b>	<b>1:11.119 (1)</b>	<b>100.17</b>		<b>10:36:38.052</b>	

Weather / Track : Cloudy / Dry

Donington Park National  
Circuit Length = 1.9790 miles  
Start: 10:34 Flag 10:50 End: 10:52

# BMCRC - MRO Championships 2021 - Rnd 5 @ Donington National

## Reactive Parts MRO Powerbikes inc Clubman 1000

### RACE 5 - BEST SECTORS

SECTOR 1			SECTOR 2			IDEAL / BEST COMPARISON						
POS	NO	NAME	TIME	NO	NAME	TIME	POS	NO	NAME	IDEAL	BEST	DIFF
									<b>PERFECT LAP</b>	<b>1:09.897</b>		
1	40	PATMORE	45.588	173	DRAPER	24.309	1	40	PATMORE	1:09.999	1:10.106	0.107
2	71	NORTON	45.850	40	PATMORE	24.411	2	173	DRAPER	1:10.247	1:10.440	0.193
3	173	DRAPER	45.938	711	THORNTON	24.435	3	71	NORTON	1:10.374	1:10.594	0.220
4	48	WILSON	45.990	48	WILSON	24.466	4	48	WILSON	1:10.456	1:10.550	0.094
5	2	BAKER	46.142	71	NORTON	24.524	5	711	THORNTON	1:10.578	1:10.622	0.044
6	711	THORNTON	46.143	72	O'BRIEN	24.524	6	2	BAKER	1:10.689	1:10.689	0.000
7	98	DICKINSON	46.151	2	BAKER	24.547	7	72	O'BRIEN	1:10.746	1:10.746	0.000
8	72	O'BRIEN	46.222	17	BAKER	24.620	8	17	BAKER	1:10.843	1:11.064	0.221
9	17	BAKER	46.223	52	COTGROVE	24.673	9	98	DICKINSON	1:11.050	1:11.258	0.208
10	16	WALSH	46.338	32	MORRIS	24.699	10	16	WALSH	1:11.119	1:11.119	0.000
11	33	NEEVES	46.357	16	WALSH	24.781	11	52	COTGROVE	1:11.125	1:11.149	0.024
12	52	COTGROVE	46.452	33	NEEVES	24.862	12	33	NEEVES	1:11.219	1:11.315	0.096
13	32	MORRIS	46.599	98	DICKINSON	24.899	13	32	MORRIS	1:11.298	1:11.298	0.000
14	58	FRETWELL	46.610	231	SIMPSON	25.045	14	58	FRETWELL	1:11.679	1:11.835	0.156
15	11	HARVEY	47.070	58	FRETWELL	25.069	15	231	SIMPSON	1:12.182	1:12.396	0.214
16	231	SIMPSON	47.137	83	SIGGS	25.124	16	211	WHITCHER	1:12.316	1:12.425	0.109
17	275	WILBY	47.165	211	WHITCHER	25.144	17	83	SIGGS	1:12.330	1:12.605	0.275
18	211	WHITCHER	47.172	710	HENSTOCK	25.197	18	11	HARVEY	1:12.414	1:12.455	0.041
19	83	SIGGS	47.206	88	HALLIDAY	25.288	19	275	WILBY	1:12.510	1:12.690	0.180
20	56	SMITH	47.213	11	HARVEY	25.344	20	88	HALLIDAY	1:12.614	1:12.762	0.148
21	88	HALLIDAY	47.326	275	WILBY	25.345	21	56	SMITH	1:12.625	1:12.758	0.133
22	710	HENSTOCK	47.718	56	SMITH	25.412	22	710	HENSTOCK	1:12.915	1:13.044	0.129
23	148	COLLINS	47.793	148	COLLINS	25.468	23	148	COLLINS	1:13.261	1:13.307	0.046
24	277	AVERRE	47.919	277	AVERRE	25.496	24	277	AVERRE	1:13.415	1:13.495	0.080
25	22	GREENSHIELDS	47.975	22	GREENSHIELDS	25.497	25	22	GREENSHIELDS	1:13.472	1:13.472	0.000
26	114	MARTIN	48.359	84	GUNERGUN	25.562	26	84	GUNERGUN	1:14.014	1:14.194	0.180
27	84	GUNERGUN	48.452	4	VAUGHAN	25.622	27	114	MARTIN	1:14.264	1:14.264	0.000
28	129	DINSMORE	48.638	7	JENKINS	25.848	28	4	VAUGHAN	1:14.419	1:14.488	0.069
29	4	VAUGHAN	48.797	114	MARTIN	25.905	29	129	DINSMORE	1:14.675	1:14.675	0.000
30	7	JENKINS	49.767	129	DINSMORE	26.037	30	7	JENKINS	1:15.615	1:15.615	0.000
31	80	NESTER	51.512	80	NESTER	27.059	31	80	NESTER	1:18.571	1:18.571	0.000

Weather / Track : Cloudy / Dry

Donington Park National  
Circuit Length = 1.9790 miles  
Start: 10:34 Flag 10:50 End: 10:52

Results can be found at [www.tsl-timing.com](http://www.tsl-timing.com)

Printed - 10:52 Sunday, 05 September 2021

# BMCRC - MRO Championships 2021 - Rnd 5 @ Donington National

## Reactive Parts MRO Powerbikes inc Clubman 1000

### RACE 5 - STATISTICS

**Competitors Started** 31  
**Planned Start** 2021-09-05 @ 10:40:00.000  
**Actual Start** 2021-09-05 @ 10:34:10.104  
**Finish Time** 2021-09-05 @ 10:50:43.580  
**Track Length** 1.9790mi.  
**Total Laps** 396  
**Total Distance Covered** 783.7106mi.

#### Session Fastest Lap History

NO	CL	NAME	LAP TIME	TIME OF DAY	LAP	VEHICLE
48		Nicky WILSON	1:10.946	10:36:36.363	2	Suzuki GSXR 1000
71		Tom NORTON	1:10.758	10:37:47.760	3	Kawasaki ZX10
40		Aiden PATMORE	1:10.627	10:37:47.861	3	BMW S1000RR
40		Aiden PATMORE	1:10.413	10:38:58.276	4	BMW S1000RR
40		Aiden PATMORE	1:10.106	10:41:18.909	6	BMW S1000RR

#### Session Leader History

NO	CL	NAME	FROM LAP	LAPS LED	DISTANCE	VEHICLE
48		Nicky WILSON	1	3	5.89 miles	Suzuki GSXR 1000
40		Aiden PATMORE	4	11	21.76 miles	BMW S1000RR

#### Flag History

TYPE	TIME OF DAY
GREEN	10:34:10.104
FINISH	10:50:43.580

#### Flag Statistics

TYPE	COUNT	TOTAL LAPS	TOTAL TIME
Green	1	14	17:51.831
Red	0	0	0.000
Safety Car	0	0	0.000
FCY	0	0	0.000

Weather / Track : Cloudy / Dry

# BMCRC - MRO Championships 2021 - Rnd 5 @ Donington National

## Reactive Parts MRO Powerbikes inc Clubman 1000

### RACE 5 - STATISTICS

CLASS :

18 Starters

#### Fastest Lap History

NO	NAME	LAP TIME	TIME OF DAY	LAP	VEHICLE
48	Nicky WILSON	1:10.946	10:36:36.363	2	Suzuki GSXR 1000
71	Tom NORTON	1:10.758	10:37:47.760	3	Kawasaki ZX10
40	Aiden PATMORE	1:10.627	10:37:47.861	3	BMW S1000RR
40	Aiden PATMORE	1:10.413	10:38:58.276	4	BMW S1000RR
40	Aiden PATMORE	1:10.106	10:41:18.909	6	BMW S1000RR

#### Leader History

NO	NAME	FROM LAP	LAPS LED	DISTANCE	VEHICLE
48	Nicky WILSON	1	3	5.89 miles	Suzuki GSXR 1000
40	Aiden PATMORE	4	11	21.76 miles	BMW S1000RR

# BMCRC - MRO Championships 2021 - Rnd 5 @ Donington National

## Reactive Parts MRO Powerbikes inc Clubman 1000

### RACE 5 - STATISTICS

CLASS : C

13 Starters

#### Fastest Lap History

NO	NAME	LAP TIME	TIME OF DAY	LAP	VEHICLE
211	Nick WHITCHER	1:13.188	10:36:42.772	2	Kawasaki ZX10R
88	Scott HALLIDAY	1:13.119	10:36:44.333	2	Suzuki GSXR 1000
211	Nick WHITCHER	1:12.857	10:37:55.628	3	Kawasaki ZX10R
275	Mark WILBY	1:12.690	10:37:59.771	3	Suzuki GSXR1000
211	Nick WHITCHER	1:12.460	10:39:08.089	4	Kawasaki ZX10R
211	Nick WHITCHER	1:12.425	10:40:20.514	5	Kawasaki ZX10R
58	Kenny FRETWELL	1:11.835	10:47:39.206	11	Yamaha R1

#### Leader History

NO	NAME	FROM LAP	LAPS LED	DISTANCE	VEHICLE
211	Nick WHITCHER	1	14	27.66 miles	Kawasaki ZX10R

# BMCRC - MRO Championships 2021 - Rnd 5 @ Donington National

## Reactive Parts MRO Powerbikes inc Clubman 1000

### RACE 16 - GRID (12 Laps)



ROW 12	36		35		34	<b>833</b> Talan SKEELS-PIGGINS		
ROW 11		33	<b>51</b> Michael HOGARTH	32	<b>63</b> Matthew WREN	31	<b>80</b> Dave NESTER 1:18.571	
ROW 10		30	<b>7</b> Seb JENKINS 1:15.615	29	<b>129</b> Cecil DINSMORE 1:14.675	28	<b>4</b> Tom VAUGHAN 1:14.488	
ROW 9			27	<b>114</b> Ricky MARTIN 1:14.264	26	<b>84</b> Tunc GUNERGUN 1:14.194	25	<b>277</b> Adrian AVERRE 1:13.495
ROW 8		24	<b>22</b> Jordan GREENSHIELDS 1:13.472	23	<b>148</b> Aaron COLLINS 1:13.307	22	<b>710</b> Craig HENSTOCK 1:13.044	
ROW 7			21	<b>88</b> Scott HALLIDAY 1:12.762	20	<b>56</b> Mike SMITH 1:12.758	19	<b>275</b> Mark WILBY 1:12.690
ROW 6		18	<b>83</b> Jason SIGGS 1:12.605	17	<b>11</b> Josh HARVEY 1:12.455	16	<b>211</b> Nick WHITCHER 1:12.425	
ROW 5			15	<b>231</b> Marcus SIMPSON 1:12.396	14	<b>58</b> Kenny FRETWELL 1:11.835	13	<b>33</b> Michael NEEVES 1:11.315
ROW 4		12	<b>32</b> Martin MORRIS 1:11.298	11	<b>98</b> Rick DICKINSON 1:11.258	10	<b>52</b> Ben COTGROVE 1:11.149	
ROW 3			9	<b>16</b> Glenn WALSH 1:11.119	8	<b>17</b> Philip BAKER 1:11.064	7	<b>72</b> Michael O'BRIEN 1:10.746
ROW 2		6	<b>2</b> Peter BAKER 1:10.689	5	<b>711</b> Ritchie THORNTON 1:10.622	4	<b>71</b> Tom NORTON 1:10.594	
ROW 1			3	<b>48</b> Nicky WILSON 1:10.550	2	<b>173</b> Stephen DRAPER 1:10.440	1	<b>40</b> Aiden PATMORE 1:10.106 <b>Pole</b>

These results are provisional until the conclusion of any judicial and technical matters.

Donington Park National  
Circuit Length = 1.9790 miles

Clerk Of Course :	Stewards :	Timekeeper :
-------------------	------------	--------------

Results can be found at [www.tsl-timing.com](http://www.tsl-timing.com)

Printed - 10:53 Sunday, 05 September 2021



# BMCRC - MRO Championships 2021 - Rnd 5 @ Donington National

Reactive Parts MRO Powerbikes inc Clubman 1000

## RACE 16 - CLASSIFICATION



POS	NO	CL	PIC NAME	ENTRY	LAPS	TIME	GAP	DIFF	MPH	BEST	ON
1	40		1 Aiden PATMORE	BMW S1000RR - TBR performance/Iris Rigging	12	14:14.440			99.90	1:10.046	5
2	48		2 Nicky WILSON	Suzuki GSXR 1000 - Demon GP/Haslemere Motorc	12	14:21.825	7.385	7.385	99.04	1:10.715	3
3	71		3 Tom NORTON	Kawasaki ZX10 -	12	14:24.851	10.411	3.026	98.69	1:11.265	6
4	2		4 Peter BAKER	Kawasaki ZX10R - Dodfrey Engineering	12	14:25.599	11.159	0.748	98.61	1:11.291	7
5	173		5 Stephen DRAPER	Kawasaki ZX10 -	12	14:26.021	11.581	0.422	98.56	1:11.529	4
6	17		6 Philip BAKER	BMW S1000RR - Paul & Justine Bushell	12	14:26.080	11.640	0.059	98.55	1:11.051	5
7	52		7 Ben COTGROVE	Yamaha R1 - MFR	12	14:29.210	14.770	3.130	98.20	1:11.339	5
8	33		8 Michael NEEVES	BMW S1000RR - Prime Factors Racing	12	14:29.311	14.871	0.101	98.19	1:11.354	5
9	32		9 Martin MORRIS	BMW S1000RR - Morris Racing, Obsession Engine	12	14:29.891	15.451	0.580	98.12	1:11.250	7
10	58	C	1 Kenny FRETWELL	Yamaha R1 - Seton Tuning	12	14:39.669	25.229	9.778	97.03	1:12.230	9
11	211	C	2 Nick WHITCHER	Kawasaki ZX10R -	12	14:40.789	26.349	1.120	96.91	1:12.532	5
12	83	C	3 Jason SIGGS	Yamaha R1 - J Siggs Construction	12	14:47.468	33.028	6.679	96.18	1:12.414	4
13	56		10 Mike SMITH	Kawasaki ZX10R - Smiffs Garage	12	14:50.225	35.785	2.757	95.88	1:12.388	4
14	710	C	4 Craig HENSTOCK	BMW S1000RR - Alheavy Ltd / Kronos Threat Man	12	14:51.654	37.214	1.429	95.73	1:13.020	4
15	22		11 Jordan GREENSHIELDS	Suzuki GSXR1000R - Woodford halse garage	12	14:54.074	39.634	2.420	95.47	1:13.397	10
16	88	C	5 Scott HALLIDAY	Suzuki GSXR 1000 - Performance fitness gym	12	15:02.633	48.193	8.559	94.56	1:12.725	4
17	277*	C	6 Adrian AVERRE	Ducati PANIGALE V4 - Ryders Alley Racing	12	15:02.334			94.59	1:14.197	9
18	148	C	7 Aaron COLLINS	BMW S1000RR - Precision installations	12	15:03.083	48.643		94.51	1:14.321	2
19	114		12 Ricky MARTIN	Kawasaki ZX10 - T.B.R Performance	12	15:13.526	59.086	10.443	93.43	1:14.185	3
20	84	C	8 Tunc GUNERGUN	Aprilia RSV4 RF - 1 - BIKERSWORLD	12	15:19.081	1:04.641	5.555	92.87	1:14.673	3
21	80	C	9 Dave NESTER	BMW S1000RR -	11	14:55.515	1 Lap	1 Lap	87.36	1:19.549	11

### NOT CLASSIFIED

DNF	711		Ritchie THORNTON	Kawasaki ZX10R - Team 71	11	13:13.770	1 Lap		98.56	1:11.078	11
DNF	4	C	Tom VAUGHAN	Kawasaki ZX10RR -	9	11:30.804	3 Laps	2 Laps	92.62	1:14.869	3
DNF	72		Michael O'BRIEN	Yamaha R1 -	0						

### FASTEST LAP

	40		Aiden PATMORE	BMW S1000RR - TBR performance/Iris Rigging	5	1:10.046	101.71 mph		163.69 kph		
	58	C	Kenny FRETWELL	Yamaha R1 - Seton Tuning	9	1:12.230	98.63 mph		158.74 kph		

\* Bike 277 - 1 position penalty - overtaking under yellow flags

Class - 92.5% of Race Speed = 92.40 mph

Class C - 92.5% of Race Speed = 89.75 mph

Donington Park National: 1.9790 miles

Race Distance: 12 Laps / 23.74 miles

Start: 14:45 Flag 14:59 End: 15:00

Weather / Track : Sunny / Dry

These results are provisional until the conclusion of any judicial and technical matters.

Clerk Of Course :	Stewards :	Timekeeper :
-------------------	------------	--------------

Results can be found at [www.tsl-timing.com](http://www.tsl-timing.com)

Printed - 15:15 Sunday, 05 September 2021



**BMCRC - MRO Championships 2021 - Rnd 5 @ Donington National**

**Reactive Parts MRO Powerbikes inc Clubman 1000**

**RACE 16 - LAP CHART**

**LAP 1 @ 14:46:45.072**

NO	BEHIND	LAP TIME
----	--------	----------

40		1:14.791
173	0.828	1:15.619
48	1.059	1:15.850
711	1.470	1:16.261
71	2.227	1:17.018
52	2.319	1:17.110
2	2.515	1:17.306
17	2.768	1:17.559
33	3.253	1:18.044
32	3.604	1:18.395
211	4.499	1:19.290
58	4.893	1:19.684
83	5.417	1:20.208
88	5.501	1:20.292
56	6.198	1:20.989
22	6.345	1:21.136
277	7.288	1:22.079
148	7.619	1:22.410
84	7.805	1:22.596
710	7.819	1:22.610
114	8.871	1:23.662
4	8.938	1:23.729
80	12.740	1:27.531

**LAP 2 @ 14:47:55.726**

NO	BEHIND	LAP TIME
----	--------	----------

40		1:10.654
48	2.205	1:11.800
173	2.276	1:12.102
711	2.790	1:11.974
71	2.881	1:11.308
2	3.266	1:11.405
52	3.678	1:12.013
17	3.856	1:11.742
33	4.506	1:11.907
32	5.345	1:12.395
211	6.765	1:12.920
58	7.442	1:13.203
83	8.230	1:13.467
88	8.436	1:13.589
22	9.779	1:14.088
56	9.963	1:14.419
277	10.982	1:14.348
148	11.286	1:14.321
710	11.411	1:14.246
84	12.316	1:15.165
114	13.372	1:15.155
4	13.851	1:15.567
80	23.726	1:21.640

**LAP 3 @ 14:49:07.164**

NO	BEHIND	LAP TIME
----	--------	----------

40		1:11.438
48	1.482	1:10.715
173	2.665	1:11.827
71	2.914	1:11.471
711	3.169	1:11.817
2	3.501	1:11.673
52	4.221	1:11.981
17	4.327	1:11.909
33	5.129	1:12.061

Weather / Track : Sunny / Dry

Results can be found at [www.tsl-timing.com](http://www.tsl-timing.com)

32	6.188	1:12.281
211	8.123	1:12.796
58	8.844	1:12.840
88	9.898	1:12.900
83	10.461	1:13.669
56	11.544	1:13.019
22	12.575	1:14.234
277	14.117	1:14.573
710	14.246	1:14.273
148	14.689	1:14.841
84	15.551	1:14.673
114	16.119	1:14.185
4	17.282	1:14.869
80	34.238	1:21.950

**LAP 4 @ 14:50:18.155**

NO	BEHIND	LAP TIME
----	--------	----------

40		1:10.991
48	1.533	1:11.042
173	3.203	1:11.529
71	3.492	1:11.569
711	3.660	1:11.482
2	4.148	1:11.638
17	4.858	1:11.522
52	4.934	1:11.704
33	5.688	1:11.550
32	7.106	1:11.909
211	10.456	1:13.324
58	10.585	1:12.732
88	11.632	1:12.725
83	11.884	1:12.414
56	12.941	1:12.388
22	15.513	1:13.929
710	16.275	1:13.020
277	18.172	1:15.046
148	18.322	1:14.624
84	19.337	1:14.777
114	19.693	1:14.565
4	21.502	1:15.211
80	44.739	1:21.492

**LAP 5 @ 14:51:28.201**

NO	BEHIND	LAP TIME
----	--------	----------

40		1:10.046
48	2.460	1:10.973
71	5.050	1:11.604
173	5.214	1:12.057
2	5.507	1:11.405
711	5.667	1:12.053
17	5.863	1:11.051
52	6.227	1:11.339
33	6.996	1:11.354
32	8.707	1:11.647
211	12.942	1:12.532
58	13.606	1:13.067
88	14.535	1:12.949
83	15.232	1:13.394
56	16.090	1:13.195
22	19.092	1:13.625
710	19.416	1:13.187
277	22.656	1:14.530
148	23.013	1:14.737
114	23.848	1:14.201
84	24.084	1:14.793

4	26.868	1:15.412
80	56.102	1:21.409

**LAP 6 @ 14:52:38.492**

NO	BEHIND	LAP TIME
----	--------	----------

40		1:10.291
48	3.064	1:10.895
71	6.024	1:11.265
2	6.766	1:11.550
173	7.144	1:12.221
711	7.489	1:12.113
17	7.560	1:11.988
52	7.960	1:12.024
33	8.638	1:11.933
32	9.808	1:11.392
211	15.227	1:12.576
58	15.815	1:12.500
83	17.789	1:12.848
88	17.951	1:13.707
56	18.420	1:12.621
22	22.282	1:13.481
710	22.714	1:13.589
277	26.761	1:14.396
148	27.046	1:14.324
114	27.871	1:14.314
4	31.959	1:15.382
84	38.152	1:24.359
80	1:06.163	1:20.352

**LAP 7 @ 14:53:48.960**

NO	BEHIND	LAP TIME
----	--------	----------

40		1:10.468
48	3.795	1:11.199
71	6.822	1:11.266
2	7.589	1:11.291
173	8.576	1:11.900
17	8.792	1:11.700
711	8.997	1:11.976
52	9.401	1:11.909
33	9.938	1:11.768
32	10.590	1:11.250
211	17.512	1:12.753
58	17.677	1:12.330
83	20.298	1:12.977
56	21.553	1:13.601
88	22.293	1:14.810
22	25.507	1:13.693
710	25.778	1:13.532
277	30.767	1:14.474
148	31.071	1:14.493
114	32.741	1:15.338
4	38.209	1:16.718
84	43.858	1:16.174

**LAP 8 @ 14:55:00.090**

NO	BEHIND	LAP TIME
----	--------	----------

40		1:11.130
48	4.484	1:11.819
80	1 Lap	1:20.080
71	7.113	1:11.421
2	8.533	1:12.074
173	9.139	1:11.693
17	9.526	1:11.864

711	9.614	1:11.747
52	10.028	1:11.757
33	10.714	1:11.906
32	10.968	1:11.508
58	19.146	1:12.599
211	19.448	1:13.066
83	22.233	1:13.065
56	23.243	1:12.820
88	26.605	1:15.442
710	27.823	1:13.175
22	28.256	1:13.879
148	34.327	1:14.386
277	34.445	1:14.808
114	37.350	1:15.739
4	43.402	1:16.323
84	47.877	1:15.149

**LAP 9 @ 14:56:11.027**

NO	BEHIND	LAP TIME
----	--------	----------

40		1:10.937
48	5.321	1:11.774
71	8.638	1:12.462
2	9.730	1:12.134
173	10.100	1:11.898
17	10.456	1:11.867
711	10.563	1:11.886
52	10.867	1:11.776
33	11.736	1:11.959
32	12.346	1:12.315
80	1 Lap	1:19.588
58	20.439	1:12.230
211	21.427	1:12.916
83	24.721	1:13.425
56	26.066	1:13.760
710	30.312	1:13.426
22	31.141	1:13.822
88	32.235	1:16.567
277	37.705	1:14.197
148	37.960	1:14.570
114	42.617	1:16.204
4	50.058	1:17.593
84	52.216	1:15.276

**LAP 10 @ 14:57:21.938**

NO	BEHIND	LAP TIME
----	--------	----------

40		1:10.911
48	6.301	1:11.891
71	9.326	1:11.599
2	10.403	1:11.584
173	10.775	1:11.586
711	11.035	1:11.383
17	11.509	1:11.964
52	11.948	1:11.992
33	12.501	1:11.676
32	13.213	1:11.778
58	22.503	1:12.975
211	23.687	1:13.171
80	1 Lap	1:21.534
83	27.107	1:13.297
56	28.829	1:13.674
710	32.809	1:13.408
22	33.627	1:13.397
88	36.866	1:15.542
277	41.312	1:14.518

148	41.497	1:14.448
114	48.422	1:16.716
84	56.583	1:15.278

**LAP 11 @ 14:58:33.259**

NO	BEHIND	LAP TIME
----	--------	----------

40		1:11.321
48	6.993	1:12.013
71	9.498	1:11.493
711	10.792	1:11.078
2	10.947	1:11.865
173	11.220	1:11.766
17	11.516	1:11.328
52	12.973	1:12.346
33	13.321	1:12.141
32	13.666	1:11.774
58	23.911	1:12.729
211	25.065	1:12.699
83	30.103	1:14.317
56	32.263	1:14.755
80	1 Lap	1:20.390
710	35.165	1:13.677
22	36.177	1:13.871
88	42.704	1:17.159
277	44.893	1:14.902
148	45.040	1:14.864
114	53.587	1:16.486
84	1:00.175	1:14.913

**LAP 12 @ 14:59:44.721**

NO	BEHIND	LAP TIME
----	--------	----------

40		1:11.462
48	7.385	1:11.854
71	10.411	1:12.375
2	11.159	1:11.674
173	11.581	1:11.823
17	11.640	1:11.586
52	14.770	1:13.259
33	14.871	1:13.012
32	15.451	1:13.247
58	25.229	1:12.780
211	26.349	1:12.746
83	33.028	1:14.387
56	35.785	1:14.984
710	37.214	1:13.511
22	39.634	1:14.919
80	1 Lap	1:19.549
277	47.894	1:14.463
88	48.193	1:16.951
148	48.643	1:15.065
114	59.086	1:16.961
84	1:04.641	1:15.928

Donington Park National  
Circuit Length = 1.9790 miles  
Start: 14:45 Flag 14:59 End: 15:00



# BMCRC - MRO Championships 2021 - Rnd 5 @ Donington National

Reactive Parts MRO Powerbikes inc Clubman 1000

## RACE 16 - SECTOR ANALYSIS



SECTOR 1 = FL to I1, SECTOR 2 = I1 to FL, DIFF = Difference To Personal Best Lap, P = Crossed Finish Line in Pit Lane, D = Time Disallowed

P1 40		Aiden PATMORE		BMW S1000RR - TBR performance/Iris Rigging			
IDEAL LAP TIME : 1:10.046		BEST LAP TIME : 1:10.046		DIFFERENCE : 0.000			
LAP	SECTOR 1	SECTOR 2	LAP TIME	MPH	DIFF	TIME OF DAY	
1 -		24.761	1:14.791	95.26	4.745	14:46:45.072	
2 -	45.999	24.655	1:10.654	100.83	0.608	14:47:55.726	
3 -	46.477	24.961	1:11.438	99.73	1.392	14:49:07.164	
4 -	46.205	24.786	1:10.991	100.35	0.945	14:50:18.155	
5 -	<b>45.669</b>	<b>24.377</b>	<b>1:10.046 (1)</b>	<b>101.71</b>		<b>14:51:28.201</b>	
6 -	45.807	24.484	1:10.291 (2)	101.35	0.245	14:52:38.492	
7 -	45.943	24.525	1:10.468 (3)	101.10	0.422	14:53:48.960	
8 -	46.561	24.569	1:11.130	100.16	1.084	14:55:00.090	
9 -	46.309	24.628	1:10.937	100.43	0.891	14:56:11.027	
10 -	45.862	25.049	1:10.911	100.47	0.865	14:57:21.938	
11 -	45.997	25.324	1:11.321	99.89	1.275	14:58:33.259	
12 -	46.172	25.290	1:11.462	99.69	1.416	14:59:44.721	

P2 48		Nicky WILSON		Suzuki GSXR 1000 - Demon GP/Haslemere Motorcycles			
IDEAL LAP TIME : 1:10.705		BEST LAP TIME : 1:10.715		DIFFERENCE : 0.010			
LAP	SECTOR 1	SECTOR 2	LAP TIME	MPH	DIFF	TIME OF DAY	
1 -		24.925	1:15.850	93.93	5.135	14:46:46.131	
2 -	46.879	24.921	1:11.800	99.22	1.085	14:47:57.931	
3 -	<b>46.146</b>	24.569	<b>1:10.715 (1)</b>	<b>100.75</b>		<b>14:49:08.646</b>	
4 -	46.364	24.678	1:11.042	100.28	0.327	14:50:19.688	
5 -	46.317	24.656	1:10.973 (3)	100.38	0.258	14:51:30.661	
6 -	46.336	<b>24.559</b>	1:10.895 (2)	100.49	0.180	14:52:41.556	
7 -	46.168	25.031	1:11.199	100.06	0.484	14:53:52.755	
8 -	46.858	24.961	1:11.819	99.20	1.104	14:55:04.574	
9 -	46.731	25.043	1:11.774	99.26	1.059	14:56:16.348	
10 -	46.686	25.205	1:11.891	99.10	1.176	14:57:28.239	
11 -	46.787	25.226	1:12.013	98.93	1.298	14:58:40.252	
12 -	46.746	25.108	1:11.854	99.15	1.139	14:59:52.106	

P3 71		Tom NORTON		Kawasaki ZX10 -			
IDEAL LAP TIME : 1:11.013		BEST LAP TIME : 1:11.265		DIFFERENCE : 0.252			
LAP	SECTOR 1	SECTOR 2	LAP TIME	MPH	DIFF	TIME OF DAY	
1 -		25.455	1:17.018	92.50	5.753	14:46:47.299	
2 -	46.504	24.804	1:11.308 (3)	99.91	0.043	14:47:58.607	
3 -	46.584	24.887	1:11.471	99.68	0.206	14:49:10.078	
4 -	46.803	24.766	1:11.569	99.54	0.304	14:50:21.647	
5 -	46.961	<b>24.643</b>	1:11.604	99.50	0.339	14:51:33.251	
6 -	<b>46.370</b>	24.895	<b>1:11.265 (1)</b>	<b>99.97</b>		<b>14:52:44.516</b>	
7 -	46.497	24.769	1:11.266 (2)	99.97	0.001	14:53:55.782	
8 -	46.508	24.913	1:11.421	99.75	0.156	14:55:07.203	
9 -	47.244	25.218	1:12.462	98.32	1.197	14:56:19.665	
10 -	46.655	24.944	1:11.599	99.50	0.334	14:57:31.264	
11 -	<b>46.370</b>	25.123	1:11.493	99.65	0.228	14:58:42.757	
12 -	47.049	25.326	1:12.375	98.44	1.110	14:59:55.132	

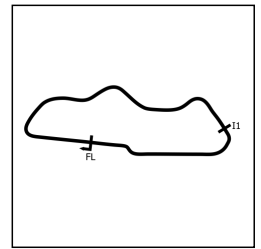
Weather / Track : Sunny / Dry

Donington Park National  
Circuit Length = 1.9790 miles  
Start: 14:45 Flag 14:59 End: 15:00

# BMCRC - MRO Championships 2021 - Rnd 5 @ Donington National

Reactive Parts MRO Powerbikes inc Clubman 1000

## RACE 16 - SECTOR ANALYSIS



SECTOR 1 = FL to I1, SECTOR 2 = I1 to FL, DIFF = Difference To Personal Best Lap, P = Crossed Finish Line in Pit Lane, D = Time Disallowed

P4		2		Peter BAKER		Kawasaki ZX10R - Dodfrey Engineering	
IDEAL LAP TIME : 1:11.131		BEST LAP TIME : 1:11.291		DIFFERENCE : 0.160			
LAP	SECTOR 1	SECTOR 2	LAP TIME	MPH	DIFF	TIME OF DAY	
1 -		25.061	1:17.306	92.16	6.015	14:46:47.587	
2 -	46.450	24.955	1:11.405 (2)	99.77	0.114	14:47:58.992	
3 -	46.837	<b>24.836</b>	1:11.673	99.40	0.382	14:49:10.665	
4 -	46.721	24.917	1:11.638	99.45	0.347	14:50:22.303	
5 -	46.542	24.863	1:11.405 (2)	99.77	0.114	14:51:33.708	
6 -	46.546	25.004	1:11.550	99.57	0.259	14:52:45.258	
7 -	<b>46.295</b>	24.996	<b>1:11.291 (1)</b>	<b>99.93</b>		<b>14:53:56.549</b>	
8 -	46.753	25.321	1:12.074	98.85	0.783	14:55:08.623	
9 -	46.985	25.149	1:12.134	98.76	0.843	14:56:20.757	
10 -	46.642	24.942	1:11.584	99.52	0.293	14:57:32.341	
11 -	46.639	25.226	1:11.865	99.13	0.574	14:58:44.206	
12 -	46.817	24.857	1:11.674	99.40	0.383	14:59:55.880	

P5		173		Stephen DRAPER		Kawasaki ZX10 -	
IDEAL LAP TIME : 1:11.506		BEST LAP TIME : 1:11.529		DIFFERENCE : 0.023			
LAP	SECTOR 1	SECTOR 2	LAP TIME	MPH	DIFF	TIME OF DAY	
1 -		25.008	1:15.619	94.21	4.090	14:46:45.900	
2 -	46.824	25.278	1:12.102	98.81	0.573	14:47:58.002	
3 -	46.844	24.983	1:11.827	99.19	0.298	14:49:09.829	
4 -	46.806	<b>24.723</b>	<b>1:11.529 (1)</b>	<b>99.60</b>		<b>14:50:21.358</b>	
5 -	47.072	24.985	1:12.057	98.87	0.528	14:51:33.415	
6 -	47.261	24.960	1:12.221	98.65	0.692	14:52:45.636	
7 -	46.951	24.949	1:11.900	99.09	0.371	14:53:57.536	
8 -	46.849	24.844	1:11.693 (3)	99.37	0.164	14:55:09.229	
9 -	46.914	24.984	1:11.898	99.09	0.369	14:56:21.127	
10 -	46.811	24.775	1:11.586 (2)	99.52	0.057	14:57:32.713	
11 -	46.795	24.971	1:11.766	99.27	0.237	14:58:44.479	
12 -	<b>46.783</b>	25.040	1:11.823	99.19	0.294	14:59:56.302	

P6		17		Philip BAKER		BMW S1000RR - Paul & Justine Bushell	
IDEAL LAP TIME : 1:10.901		BEST LAP TIME : 1:11.051		DIFFERENCE : 0.150			
LAP	SECTOR 1	SECTOR 2	LAP TIME	MPH	DIFF	TIME OF DAY	
1 -		25.500	1:17.559	91.86	6.508	14:46:47.840	
2 -	46.909	24.833	1:11.742	99.30	0.691	14:47:59.582	
3 -	46.716	25.193	1:11.909	99.07	0.858	14:49:11.491	
4 -	46.856	<b>24.666</b>	1:11.522 (3)	99.61	0.471	14:50:23.013	
5 -	46.249	24.802	<b>1:11.051 (1)</b>	<b>100.27</b>		<b>14:51:34.064</b>	
6 -	47.098	24.890	1:11.988	98.96	0.937	14:52:46.052	
7 -	46.816	24.884	1:11.700	99.36	0.649	14:53:57.752	
8 -	46.955	24.909	1:11.864	99.14	0.813	14:55:09.616	
9 -	46.822	25.045	1:11.867	99.13	0.816	14:56:21.483	
10 -	46.858	25.106	1:11.964	99.00	0.913	14:57:33.447	
11 -	<b>46.235</b>	25.093	1:11.328 (2)	99.88	0.277	14:58:44.775	
12 -	46.668	24.918	1:11.586	99.52	0.535	14:59:56.361	

# BMCRC - MRO Championships 2021 - Rnd 5 @ Donington National

Reactive Parts MRO Powerbikes inc Clubman 1000

## RACE 16 - SECTOR ANALYSIS



SECTOR 1 = FL to I1, SECTOR 2 = I1 to FL, DIFF = Difference To Personal Best Lap, P = Crossed Finish Line in Pit Lane, D = Time Disallowed

P7 52 Ben COTGROVE		Yamaha R1 - MFR				
IDEAL LAP TIME : 1:11.339		BEST LAP TIME : 1:11.339		DIFFERENCE : 0.000		
LAP	SECTOR 1	SECTOR 2	LAP TIME	MPH	DIFF	TIME OF DAY
1 -		25.327	1:17.110	92.39	5.771	14:46:47.391
2 -	46.949	25.064	1:12.013	98.93	0.674	14:47:59.404
3 -	46.765	25.216	1:11.981	98.97	0.642	14:49:11.385
4 -	46.691	25.013	1:11.704 (2)	99.36	0.365	14:50:23.089
5 -	<b>46.515</b>	<b>24.824</b>	<b>1:11.339 (1)</b>	<b>99.87</b>		<b>14:51:34.428</b>
6 -	46.927	25.097	1:12.024	98.92	0.685	14:52:46.452
7 -	46.856	25.053	1:11.909	99.07	0.570	14:53:58.361
8 -	46.710	25.047	1:11.757 (3)	99.28	0.418	14:55:10.118
9 -	46.639	25.137	1:11.776	99.26	0.437	14:56:21.894
10 -	46.789	25.203	1:11.992	98.96	0.653	14:57:33.886
11 -	47.022	25.324	1:12.346	98.48	1.007	14:58:46.232
12 -	47.627	25.632	1:13.259	97.25	1.920	14:59:59.491

P8 33 Michael NEEVES		BMW S1000RR - Prime Factors Racing				
IDEAL LAP TIME : 1:11.354		BEST LAP TIME : 1:11.354		DIFFERENCE : 0.000		
LAP	SECTOR 1	SECTOR 2	LAP TIME	MPH	DIFF	TIME OF DAY
1 -		25.397	1:18.044	91.28	6.690	14:46:48.325
2 -	46.771	25.136	1:11.907	99.08	0.553	14:48:00.232
3 -	47.018	25.043	1:12.061	98.86	0.707	14:49:12.293
4 -	46.685	24.865	1:11.550 (2)	99.57	0.196	14:50:23.843
5 -	<b>46.619</b>	<b>24.735</b>	<b>1:11.354 (1)</b>	<b>99.84</b>		<b>14:51:35.197</b>
6 -	47.051	24.882	1:11.933	99.04	0.579	14:52:47.130
7 -	46.837	24.931	1:11.768	99.27	0.414	14:53:58.898
8 -	46.898	25.008	1:11.906	99.08	0.552	14:55:10.804
9 -	46.717	25.242	1:11.959	99.00	0.605	14:56:22.763
10 -	46.820	24.856	1:11.676 (3)	99.40	0.322	14:57:34.439
11 -	46.888	25.253	1:12.141	98.75	0.787	14:58:46.580
12 -	47.523	25.489	1:13.012	97.58	1.658	14:59:59.592

P9 32 Martin MORRIS		BMW S1000RR - Morris Racing, Obsession Engineering				
IDEAL LAP TIME : 1:11.165		BEST LAP TIME : 1:11.250		DIFFERENCE : 0.085		
LAP	SECTOR 1	SECTOR 2	LAP TIME	MPH	DIFF	TIME OF DAY
1 -		25.288	1:18.395	90.88	7.145	14:46:48.676
2 -	47.178	25.217	1:12.395	98.41	1.145	14:48:01.071
3 -	47.277	25.004	1:12.281	98.56	1.031	14:49:13.352
4 -	46.969	24.940	1:11.909	99.07	0.659	14:50:25.261
5 -	46.829	24.818	1:11.647	99.44	0.397	14:51:36.908
6 -	46.690	<b>24.702</b>	1:11.392 (2)	99.79	0.142	14:52:48.300
7 -	<b>46.463</b>	24.787	<b>1:11.250 (1)</b>	<b>99.99</b>		<b>14:53:59.550</b>
8 -	46.786	24.722	1:11.508 (3)	99.63	0.258	14:55:11.058
9 -	46.843	25.472	1:12.315	98.52	1.065	14:56:23.373
10 -	46.544	25.234	1:11.778	99.25	0.528	14:57:35.151
11 -	46.602	25.172	1:11.774	99.26	0.524	14:58:46.925
12 -	47.356	25.891	1:13.247	97.26	1.997	15:00:00.172

Weather / Track : Sunny / Dry

Donington Park National  
Circuit Length = 1.9790 miles  
Start: 14:45 Flag 14:59 End: 15:00

# BMCRC - MRO Championships 2021 - Rnd 5 @ Donington National

Reactive Parts MRO Powerbikes inc Clubman 1000

## RACE 16 - SECTOR ANALYSIS



SECTOR 1 = FL to I1, SECTOR 2 = I1 to FL, DIFF = Difference To Personal Best Lap, P = Crossed Finish Line in Pit Lane, D = Time Disallowed

P10 58 C		Kenny FRETWELL		Yamaha R1 - Seton Tuning		
IDEAL LAP TIME : 1:12.058		BEST LAP TIME : 1:12.230		DIFFERENCE : 0.172		
LAP	SECTOR 1	SECTOR 2	LAP TIME	MPH	DIFF	TIME OF DAY
1 -		25.757	1:19.684	89.41	7.454	14:46:49.965
2 -	47.688	25.515	1:13.203	97.32	0.973	14:48:03.168
3 -	47.354	25.486	1:12.840	97.81	0.610	14:49:16.008
4 -	47.264	25.468	1:12.732	97.95	0.502	14:50:28.740
5 -	47.700	25.367	1:13.067	97.50	0.837	14:51:41.807
6 -	47.253	25.247	1:12.500 (3)	98.27	0.270	14:52:54.307
7 -	47.230	<b>25.100</b>	1:12.330 (2)	98.50	0.100	14:54:06.637
8 -	47.234	25.365	1:12.599	98.13	0.369	14:55:19.236
9 -	<b>46.958</b>	25.272	<b>1:12.230 (1)</b>	<b>98.63</b>		<b>14:56:31.466</b>
10 -	47.247	25.728	1:12.975	97.63	0.745	14:57:44.441
11 -	46.983	25.746	1:12.729	97.96	0.499	14:58:57.170
12 -	47.270	25.510	1:12.780	97.89	0.550	15:00:09.950

P11 211 C		Nick WHITCHER		Kawasaki ZX10R -		
IDEAL LAP TIME : 1:12.392		BEST LAP TIME : 1:12.532		DIFFERENCE : 0.140		
LAP	SECTOR 1	SECTOR 2	LAP TIME	MPH	DIFF	TIME OF DAY
1 -		25.819	1:19.290	89.85	6.758	14:46:49.571
2 -	47.448	25.472	1:12.920	97.70	0.388	14:48:02.491
3 -	47.504	25.292	1:12.796	97.87	0.264	14:49:15.287
4 -	47.697	25.627	1:13.324	97.16	0.792	14:50:28.611
5 -	47.239	25.293	<b>1:12.532 (1)</b>	<b>98.22</b>		<b>14:51:41.143</b>
6 -	47.366	<b>25.210</b>	1:12.576 (2)	98.16	0.044	14:52:53.719
7 -	47.501	25.252	1:12.753	97.92	0.221	14:54:06.472
8 -	47.617	25.449	1:13.066	97.50	0.534	14:55:19.538
9 -	47.502	25.414	1:12.916	97.71	0.384	14:56:32.454
10 -	47.236	25.935	1:13.171	97.36	0.639	14:57:45.625
11 -	<b>47.182</b>	25.517	1:12.699 (3)	98.00	0.167	14:58:58.324
12 -	47.190	25.556	1:12.746	97.93	0.214	15:00:11.070

P12 83 C		Jason SIGGS		Yamaha R1 - J Siggs Construction		
IDEAL LAP TIME : 1:12.414		BEST LAP TIME : 1:12.414		DIFFERENCE : 0.000		
LAP	SECTOR 1	SECTOR 2	LAP TIME	MPH	DIFF	TIME OF DAY
1 -		25.998	1:20.208	88.82	7.794	14:46:50.489
2 -	47.959	25.508	1:13.467	96.97	1.053	14:48:03.956
3 -	48.198	25.471	1:13.669	96.71	1.255	14:49:17.625
4 -	<b>47.241</b>	<b>25.173</b>	<b>1:12.414 (1)</b>	<b>98.38</b>		<b>14:50:30.039</b>
5 -	47.972	25.422	1:13.394	97.07	0.980	14:51:43.433
6 -	47.407	25.441	1:12.848 (2)	97.80	0.434	14:52:56.281
7 -	47.599	25.378	1:12.977 (3)	97.62	0.563	14:54:09.258
8 -	47.777	25.288	1:13.065	97.51	0.651	14:55:22.323
9 -	47.950	25.475	1:13.425	97.03	1.011	14:56:35.748
10 -	47.857	25.440	1:13.297	97.20	0.883	14:57:49.045
11 -	48.458	25.859	1:14.317	95.86	1.903	14:59:03.362
12 -	48.406	25.981	1:14.387	95.77	1.973	15:00:17.749

Weather / Track : Sunny / Dry

Donington Park National  
Circuit Length = 1.9790 miles  
Start: 14:45 Flag 14:59 End: 15:00

# BMCRC - MRO Championships 2021 - Rnd 5 @ Donington National

Reactive Parts MRO Powerbikes inc Clubman 1000

## RACE 16 - SECTOR ANALYSIS



SECTOR 1 = FL to I1, SECTOR 2 = I1 to FL, DIFF = Difference To Personal Best Lap, P = Crossed Finish Line in Pit Lane, D = Time Disallowed

P13 56		Mike SMITH		Kawasaki ZX10R - Smiffs Garage		
IDEAL LAP TIME : 1:12.388		BEST LAP TIME : 1:12.388		DIFFERENCE : 0.000		
LAP	SECTOR 1	SECTOR 2	LAP TIME	MPH	DIFF	TIME OF DAY
1 -		26.457	1:20.989	87.96	8.601	14:46:51.270
2 -	48.707	25.712	1:14.419	95.73	2.031	14:48:05.689
3 -	47.580	25.439	1:13.019	97.57	0.631	14:49:18.708
4 -	<b>47.096</b>	<b>25.292</b>	<b>1:12.388 (1)</b>	<b>98.42</b>		<b>14:50:31.096</b>
5 -	47.434	25.761	1:13.195	97.33	0.807	14:51:44.291
6 -	47.308	25.313	1:12.621 (2)	98.10	0.233	14:52:56.912
7 -	48.078	25.523	1:13.601	96.80	1.213	14:54:10.513
8 -	47.351	25.469	1:12.820 (3)	97.83	0.432	14:55:23.333
9 -	47.931	25.829	1:13.760	96.59	1.372	14:56:37.093
10 -	47.783	25.891	1:13.674	96.70	1.286	14:57:50.767
11 -	48.062	26.693	1:14.755	95.30	2.367	14:59:05.522
12 -	48.345	26.639	1:14.984	95.01	2.596	15:00:20.506

P14 710 C		Craig HENSTOCK		BMW S1000RR - Alheavy Ltd / Kronos Threat Management		
IDEAL LAP TIME : 1:12.762		BEST LAP TIME : 1:13.020		DIFFERENCE : 0.258		
LAP	SECTOR 1	SECTOR 2	LAP TIME	MPH	DIFF	TIME OF DAY
1 -		27.017	1:22.610	86.24	9.590	14:46:52.891
2 -	48.629	25.617	1:14.246	95.95	1.226	14:48:07.137
3 -	48.246	26.027	1:14.273	95.92	1.253	14:49:21.410
4 -	<b>47.483</b>	25.537	<b>1:13.020 (1)</b>	<b>97.57</b>		<b>14:50:34.430</b>
5 -	47.653	25.534	1:13.187 (3)	97.34	0.167	14:51:47.617
6 -	48.020	25.569	1:13.589	96.81	0.569	14:53:01.206
7 -	48.016	25.516	1:13.532	96.89	0.512	14:54:14.738
8 -	47.896	<b>25.279</b>	1:13.175 (2)	97.36	0.155	14:55:27.913
9 -	48.084	25.342	1:13.426	97.03	0.406	14:56:41.339
10 -	48.067	25.341	1:13.408	97.05	0.388	14:57:54.747
11 -	48.066	25.611	1:13.677	96.70	0.657	14:59:08.424
12 -	47.686	25.825	1:13.511	96.91	0.491	15:00:21.935

P15 22		Jordan GREENSHIELDS		Suzuki GSXR1000R - Woodford halse garage		
IDEAL LAP TIME : 1:13.040		BEST LAP TIME : 1:13.397		DIFFERENCE : 0.357		
LAP	SECTOR 1	SECTOR 2	LAP TIME	MPH	DIFF	TIME OF DAY
1 -		26.242	1:21.136	87.81	7.739	14:46:51.417
2 -	48.352	25.736	1:14.088	96.16	0.691	14:48:05.505
3 -	48.714	25.520	1:14.234	95.97	0.837	14:49:19.739
4 -	48.430	25.499	1:13.929	96.37	0.532	14:50:33.668
5 -	48.226	25.399	1:13.625 (3)	96.76	0.228	14:51:47.293
6 -	48.104	25.377	1:13.481 (2)	96.95	0.084	14:53:00.774
7 -	48.288	25.405	1:13.693	96.68	0.296	14:54:14.467
8 -	48.581	<b>25.298</b>	1:13.879	96.43	0.482	14:55:28.346
9 -	48.145	25.677	1:13.822	96.51	0.425	14:56:42.168
10 -	<b>47.742</b>	25.655	<b>1:13.397 (1)</b>	<b>97.06</b>		<b>14:57:55.565</b>
11 -	47.839	26.032	1:13.871	96.44	0.474	14:59:09.436
12 -	48.475	26.444	1:14.919	95.09	1.522	15:00:24.355

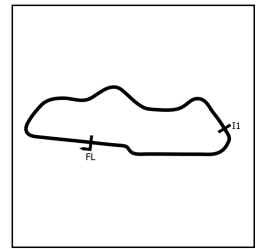
Weather / Track : Sunny / Dry

Donington Park National  
Circuit Length = 1.9790 miles  
Start: 14:45 Flag 14:59 End: 15:00

# BMCRC - MRO Championships 2021 - Rnd 5 @ Donington National

Reactive Parts MRO Powerbikes inc Clubman 1000

## RACE 16 - SECTOR ANALYSIS



SECTOR 1 = FL to I1, SECTOR 2 = I1 to FL, DIFF = Difference To Personal Best Lap, P = Crossed Finish Line in Pit Lane, D = Time Disallowed

P16 277 C		Adrian AVERRE		Ducati PANIGALE V4 - Ryders Alley Racing		
IDEAL LAP TIME : 1:13.952		BEST LAP TIME : 1:14.197		DIFFERENCE : 0.245		
LAP	SECTOR 1	SECTOR 2	LAP TIME	MPH	DIFF	TIME OF DAY
1 -		26.758	1:22.079	86.80	7.882	14:46:52.360
2 -	48.434	25.914	1:14.348 (2)	95.82	0.151	14:48:06.708
3 -	48.477	26.096	1:14.573	95.53	0.376	14:49:21.281
4 -	48.854	26.192	1:15.046	94.93	0.849	14:50:36.327
5 -	48.814	<b>25.716</b>	1:14.530	95.59	0.333	14:51:50.857
6 -	48.648	25.748	1:14.396 (3)	95.76	0.199	14:53:05.253
7 -	48.684	25.790	1:14.474	95.66	0.277	14:54:19.727
8 -	48.689	26.119	1:14.808	95.23	0.611	14:55:34.535
9 -	48.334	25.863	<b>1:14.197 (1)</b>	<b>96.02</b>		<b>14:56:48.732</b>
10 -	48.630	25.888	1:14.518	95.60	0.321	14:58:03.250
11 -	48.799	26.103	1:14.902	95.11	0.705	14:59:18.152
12 -	<b>48.236</b>	26.227	1:14.463	95.68	0.266	15:00:32.615

P17 88 C		Scott HALLIDAY		Suzuki GSXR 1000 - Performance fitness gym		
IDEAL LAP TIME : 1:12.685		BEST LAP TIME : 1:12.725		DIFFERENCE : 0.040		
LAP	SECTOR 1	SECTOR 2	LAP TIME	MPH	DIFF	TIME OF DAY
1 -		25.960	1:20.292	88.73	7.567	14:46:50.573
2 -	48.051	25.538	1:13.589	96.81	0.864	14:48:04.162
3 -	47.716	<b>25.184</b>	1:12.900 (2)	97.73	0.175	14:49:17.062
4 -	<b>47.501</b>	25.224	<b>1:12.725 (1)</b>	<b>97.96</b>		<b>14:50:29.787</b>
5 -	47.748	25.201	1:12.949 (3)	97.66	0.224	14:51:42.736
6 -	47.971	25.736	1:13.707	96.66	0.982	14:52:56.443
7 -	48.863	25.947	1:14.810	95.23	2.085	14:54:11.253
8 -	49.386	26.056	1:15.442	94.43	2.717	14:55:26.695
9 -	49.619	26.948	1:16.567	93.05	3.842	14:56:43.262
10 -	49.389	26.153	1:15.542	94.31	2.817	14:57:58.804
11 -	50.280	26.879	1:17.159	92.33	4.434	14:59:15.963
12 -	49.771	27.180	1:16.951	92.58	4.226	15:00:32.914

P18 148 C		Aaron COLLINS		BMW S1000RR - Precision installations		
IDEAL LAP TIME : 1:14.100		BEST LAP TIME : 1:14.321		DIFFERENCE : 0.221		
LAP	SECTOR 1	SECTOR 2	LAP TIME	MPH	DIFF	TIME OF DAY
1 -		26.615	1:22.410	86.45	8.089	14:46:52.691
2 -	48.655	<b>25.666</b>	<b>1:14.321 (1)</b>	<b>95.86</b>		<b>14:48:07.012</b>
3 -	48.686	26.155	1:14.841	95.19	0.520	14:49:21.853
4 -	48.569	26.055	1:14.624	95.47	0.303	14:50:36.477
5 -	48.916	25.821	1:14.737	95.32	0.416	14:51:51.214
6 -	48.589	25.735	1:14.324 (2)	95.85	0.003	14:53:05.538
7 -	48.706	25.787	1:14.493	95.64	0.172	14:54:20.031
8 -	48.694	25.692	1:14.386 (3)	95.77	0.065	14:55:34.417
9 -	48.669	25.901	1:14.570	95.54	0.249	14:56:48.987
10 -	48.669	25.779	1:14.448	95.69	0.127	14:58:03.435
11 -	48.929	25.935	1:14.864	95.16	0.543	14:59:18.299
12 -	<b>48.434</b>	26.631	1:15.065	94.91	0.744	15:00:33.364

Weather / Track : Sunny / Dry

Donington Park National  
 Circuit Length = 1.9790 miles  
 Start: 14:45 Flag 14:59 End: 15:00

# BMCRC - MRO Championships 2021 - Rnd 5 @ Donington National

Reactive Parts MRO Powerbikes inc Clubman 1000

## RACE 16 - SECTOR ANALYSIS



SECTOR 1 = FL to I1, SECTOR 2 = I1 to FL, DIFF = Difference To Personal Best Lap, P = Crossed Finish Line in Pit Lane, D = Time Disallowed

P19 114		Ricky MARTIN		Kawasaki ZX10 - T.B.R Performance		
IDEAL LAP TIME : 1:14.007		BEST LAP TIME : 1:14.185		DIFFERENCE : 0.178		
LAP	SECTOR 1	SECTOR 2	LAP TIME	MPH	DIFF	TIME OF DAY
1 -		26.996	1:23.662	85.15	9.477	14:46:53.943
2 -	48.995	26.160	1:15.155	94.79	0.970	14:48:09.098
3 -	48.441	<b>25.744</b>	<b>1:14.185 (1)</b>	<b>96.03</b>		<b>14:49:23.283</b>
4 -	48.621	25.944	1:14.565	95.54	0.380	14:50:37.848
5 -	48.437	25.764	1:14.201 (2)	96.01	0.016	14:51:52.049
6 -	<b>48.263</b>	26.051	1:14.314 (3)	95.87	0.129	14:53:06.363
7 -	49.004	26.334	1:15.338	94.56	1.153	14:54:21.701
8 -	49.351	26.388	1:15.739	94.06	1.554	14:55:37.440
9 -	49.468	26.736	1:16.204	93.49	2.019	14:56:53.644
10 -	50.046	26.670	1:16.716	92.87	2.531	14:58:10.360
11 -	49.567	26.919	1:16.486	93.14	2.301	14:59:26.846
12 -	49.881	27.080	1:16.961	92.57	2.776	15:00:43.807

P20 84 C		Tunc GUNERGUN		Aprilia RSV4 RF - 1 - BIKERSWORLD		
IDEAL LAP TIME : 1:14.334		BEST LAP TIME : 1:14.673		DIFFERENCE : 0.339		
LAP	SECTOR 1	SECTOR 2	LAP TIME	MPH	DIFF	TIME OF DAY
1 -		26.417	1:22.596	86.25	7.923	14:46:52.877
2 -	49.411	25.754	1:15.165	94.78	0.492	14:48:08.042
3 -	48.937	25.736	<b>1:14.673 (1)</b>	<b>95.41</b>		<b>14:49:22.715</b>
4 -	<b>48.783</b>	25.994	1:14.777 (2)	95.27	0.104	14:50:37.492
5 -	49.242	<b>25.551</b>	1:14.793 (3)	95.25	0.120	14:51:52.285
6 -	49.233	35.126	1:24.359	84.45	9.686	14:53:16.644
7 -	50.352	25.822	1:16.174	93.53	1.501	14:54:32.818
8 -	49.326	25.823	1:15.149	94.80	0.476	14:55:47.967
9 -	49.247	26.029	1:15.276	94.64	0.603	14:57:03.243
10 -	48.884	26.394	1:15.278	94.64	0.605	14:58:18.521
11 -	48.966	25.947	1:14.913	95.10	0.240	14:59:33.434
12 -	49.303	26.625	1:15.928	93.83	1.255	15:00:49.362

P21 80 C		Dave NESTER		BMW S1000RR -		
IDEAL LAP TIME : 1:19.516		BEST LAP TIME : 1:19.549		DIFFERENCE : 0.033		
LAP	SECTOR 1	SECTOR 2	LAP TIME	MPH	DIFF	TIME OF DAY
1 -		28.402	1:27.531	81.39	7.982	14:46:57.812
2 -	53.322	28.318	1:21.640	87.26	2.091	14:48:19.452
3 -	53.613	28.337	1:21.950	86.93	2.401	14:49:41.402
4 -	53.133	28.359	1:21.492	87.42	1.943	14:51:02.894
5 -	52.811	28.598	1:21.409	87.51	1.860	14:52:24.303
6 -	52.456	27.896	1:20.352	88.66	0.803	14:53:44.655
7 -	52.304	27.776	1:20.080 (3)	88.96	0.531	14:55:04.735
8 -	51.890	<b>27.698</b>	1:19.588 (2)	89.51	0.039	14:56:24.323
9 -	53.404	28.130	1:21.534	87.38	1.985	14:57:45.857
10 -	51.944	28.446	1:20.390	88.62	0.841	14:59:06.247
11 -	<b>51.818</b>	27.731	<b>1:19.549 (1)</b>	<b>89.56</b>		<b>15:00:25.796</b>

Weather / Track : Sunny / Dry

Donington Park National  
Circuit Length = 1.9790 miles  
Start: 14:45 Flag 14:59 End: 15:00

# BMCRC - MRO Championships 2021 - Rnd 5 @ Donington National

Reactive Parts MRO Powerbikes inc Clubman 1000

## RACE 16 - SECTOR ANALYSIS



SECTOR 1 = FL to I1, SECTOR 2 = I1 to FL, DIFF = Difference To Personal Best Lap, P = Crossed Finish Line in Pit Lane, D = Time Disallowed

<b>P22 711</b>		<b>Ritchie THORNTON</b>		Kawasaki ZX10R - Team 71		
IDEAL LAP TIME : 1:10.854		BEST LAP TIME : 1:11.078		DIFFERENCE : 0.224		
LAP	SECTOR 1	SECTOR 2	LAP TIME	MPH	DIFF	TIME OF DAY
1 -		25.100	1:16.261	93.42	5.183	14:46:46.542
2 -	47.099	24.875	1:11.974	98.98	0.896	14:47:58.516
3 -	46.961	24.856	1:11.817	99.20	0.739	14:49:10.333
4 -	46.816	<b>24.666</b>	1:11.482 (3)	99.67	0.404	14:50:21.815
5 -	47.214	24.839	1:12.053	98.88	0.975	14:51:33.868
6 -	47.098	25.015	1:12.113	98.79	1.035	14:52:45.981
7 -	47.115	24.861	1:11.976	98.98	0.898	14:53:57.957
8 -	46.951	24.796	1:11.747	99.30	0.669	14:55:09.704
9 -	46.868	25.018	1:11.886	99.11	0.808	14:56:21.590
10 -	46.576	24.807	1:11.383 (2)	99.80	0.305	14:57:32.973
11 -	<b>46.188</b>	24.890	<b>1:11.078 (1)</b>	<b>100.23</b>		<b>14:58:44.051</b>

<b>P23 4 C</b>		<b>Tom VAUGHAN</b>		Kawasaki ZX10RR -		
IDEAL LAP TIME : 1:14.815		BEST LAP TIME : 1:14.869		DIFFERENCE : 0.054		
LAP	SECTOR 1	SECTOR 2	LAP TIME	MPH	DIFF	TIME OF DAY
1 -		26.573	1:23.729	85.09	8.860	14:46:54.010
2 -	49.652	25.915	1:15.567	94.28	0.698	14:48:09.577
3 -	<b>49.134</b>	25.735	<b>1:14.869 (1)</b>	<b>95.16</b>		<b>14:49:24.446</b>
4 -	49.530	<b>25.681</b>	1:15.211 (2)	94.72	0.342	14:50:39.657
5 -	49.722	25.690	1:15.412	94.47	0.543	14:51:55.069
6 -	49.605	25.777	1:15.382 (3)	94.51	0.513	14:53:10.451
7 -	50.776	25.942	1:16.718	92.86	1.849	14:54:27.169
8 -	49.668	26.655	1:16.323	93.34	1.454	14:55:43.492
9 -	50.962	26.631	1:17.593	91.82	2.724	14:57:01.085



# BMCRC - MRO Championships 2021 - Rnd 5 @ Donington National

## Reactive Parts MRO Powerbikes inc Clubman 1000

### RACE 16 - BEST SECTORS

SECTOR 1			SECTOR 2			IDEAL / BEST COMPARISON						
POS	NO	NAME	TIME	NO	NAME	TIME	POS	NO	NAME	IDEAL	BEST	DIFF
									<b>PERFECT LAP</b>	<b>1:10.046</b>		
1	40	PATMORE	45.669	40	PATMORE	24.377	1	40	PATMORE	1:10.046	1:10.046	0.000
2	48	WILSON	46.146	48	WILSON	24.559	2	48	WILSON	1:10.705	1:10.715	0.010
3	711	THORNTON	46.188	71	NORTON	24.643	3	711	THORNTON	1:10.854	1:11.078	0.224
4	17	BAKER	46.235	17	BAKER	24.666	4	17	BAKER	1:10.901	1:11.051	0.150
5	2	BAKER	46.295	711	THORNTON	24.666	5	71	NORTON	1:11.013	1:11.265	0.252
6	71	NORTON	46.370	32	MORRIS	24.702	6	2	BAKER	1:11.131	1:11.291	0.160
7	32	MORRIS	46.463	173	DRAPER	24.723	7	32	MORRIS	1:11.165	1:11.250	0.085
8	52	COTGROVE	46.515	33	NEEVES	24.735	8	52	COTGROVE	1:11.339	1:11.339	0.000
9	33	NEEVES	46.619	52	COTGROVE	24.824	9	33	NEEVES	1:11.354	1:11.354	0.000
10	173	DRAPER	46.783	2	BAKER	24.836	10	173	DRAPER	1:11.506	1:11.529	0.023
11	58	FRETWELL	46.958	58	FRETWELL	25.100	11	58	FRETWELL	1:12.058	1:12.230	0.172
12	56	SMITH	47.096	83	SIGGS	25.173	12	56	SMITH	1:12.388	1:12.388	0.000
13	211	WHITCHER	47.182	88	HALLIDAY	25.184	13	211	WHITCHER	1:12.392	1:12.532	0.140
14	83	SIGGS	47.241	211	WHITCHER	25.210	14	83	SIGGS	1:12.414	1:12.414	0.000
15	710	HENSTOCK	47.483	710	HENSTOCK	25.279	15	88	HALLIDAY	1:12.685	1:12.725	0.040
16	88	HALLIDAY	47.501	56	SMITH	25.292	16	710	HENSTOCK	1:12.762	1:13.020	0.258
17	22	GREENSHIELDS	47.742	22	GREENSHIELDS	25.298	17	22	GREENSHIELDS	1:13.040	1:13.397	0.357
18	277	AVERRE	48.236	84	GUNERGUN	25.551	18	277	AVERRE	1:13.952	1:14.197	0.245
19	114	MARTIN	48.263	148	COLLINS	25.666	19	114	MARTIN	1:14.007	1:14.185	0.178
20	148	COLLINS	48.434	4	VAUGHAN	25.681	20	148	COLLINS	1:14.100	1:14.321	0.221
21	84	GUNERGUN	48.783	277	AVERRE	25.716	21	84	GUNERGUN	1:14.334	1:14.673	0.339
22	4	VAUGHAN	49.134	114	MARTIN	25.744	22	4	VAUGHAN	1:14.815	1:14.869	0.054
23	80	NESTER	51.818	80	NESTER	27.698	23	80	NESTER	1:19.516	1:19.549	0.033
24												

Weather / Track : Sunny / Dry

Results can be found at [www.tsl-timing.com](http://www.tsl-timing.com)

Donington Park National  
Circuit Length = 1.9790 miles  
Start: 14:45 Flag 14:59 End: 15:00

Printed - 15:01 Sunday, 05 September 2021

# BMCRC - MRO Championships 2021 - Rnd 5 @ Donington National

## Reactive Parts MRO Powerbikes inc Clubman 1000

### RACE 16 - STATISTICS

**Competitors Started** 24  
**Planned Start** 2021-09-05 @ 15:20:00.000  
**Actual Start** 2021-09-05 @ 14:45:30.280  
**Finish Time** 2021-09-05 @ 14:59:44.720  
**Track Length** 1.9790mi.  
**Total Laps** 271  
**Total Distance Covered** 536.3272mi.

#### Session Fastest Lap History

NO	CL	NAME	LAP TIME	TIME OF DAY	LAP	VEHICLE
40		Aiden PATMORE	<b>1:10.654</b>	14:47:55.749	2	BMW S1000RR
40		Aiden PATMORE	<b>1:10.046</b>	14:51:28.223	5	BMW S1000RR

#### Session Leader History

NO	CL	NAME	FROM LAP	LAPS LED	DISTANCE	VEHICLE
40		Aiden PATMORE	1	12	23.71 miles	BMW S1000RR

#### Flag History

TYPE	TIME OF DAY
GREEN	14:45:30.280
FINISH	14:59:44.720

#### Flag Statistics

TYPE	COUNT	TOTAL LAPS	TOTAL TIME
Green	1	12	15:28.222
Red	0	0	0.000
Safety Car	0	0	0.000
FCY	0	0	0.000

# BMCRC - MRO Championships 2021 - Rnd 5 @ Donington National

Reactive Parts MRO Powerbikes inc Clubman 1000

## RACE 16 - STATISTICS

**CLASS :**

14 Starters

### Fastest Lap History

NO	NAME	LAP TIME	TIME OF DAY	LAP	VEHICLE
40	Aiden PATMORE	1:10.654	14:47:55.749	2	BMW S1000RR
40	Aiden PATMORE	1:10.046	14:51:28.223	5	BMW S1000RR

### Leader History

NO	NAME	FROM LAP	LAPS LED	DISTANCE	VEHICLE
40	Aiden PATMORE	1	12	23.71 miles	BMW S1000RR

# BMCRC - MRO Championships 2021 - Rnd 5 @ Donington National

Reactive Parts MRO Powerbikes inc Clubman 1000

## RACE 16 - STATISTICS

CLASS : C

10 Starters

### Fastest Lap History

NO	NAME	LAP TIME	TIME OF DAY	LAP	VEHICLE
211	Nick WHITCHER	1:12.920	14:48:02.494	2	Kawasaki ZX10R
211	Nick WHITCHER	1:12.796	14:49:15.290	3	Kawasaki ZX10R
58	Kenny FRETWELL	1:12.732	14:50:28.766	4	Yamaha R1
88	Scott HALLIDAY	1:12.725	14:50:29.808	4	Suzuki GSXR 1000
83	Jason SIGGS	1:12.414	14:50:30.062	4	Yamaha R1
58	Kenny FRETWELL	1:12.330	14:54:06.659	7	Yamaha R1
58	Kenny FRETWELL	1:12.230	14:56:31.490	9	Yamaha R1

### Leader History

NO	NAME	FROM LAP	LAPS LED	DISTANCE	VEHICLE
211	Nick WHITCHER	1	7	13.81 miles	Kawasaki ZX10R
58	Kenny FRETWELL	8	5	9.89 miles	Yamaha R1

Weather / Track : Sunny / Dry

Results can be found at [www.tsl-timing.com](http://www.tsl-timing.com)

Page 3 of 3

Donington Park National  
Circuit Length = 1.9790 miles  
Start: 14:45 Flag 14:59 End: 15:00

Printed - 15:01 Sunday, 05 September 2021

**BMCRC-MRO Championships 2021**



**L&W CONTRACTORS  
BMCRC Rookie 600 & 1000**

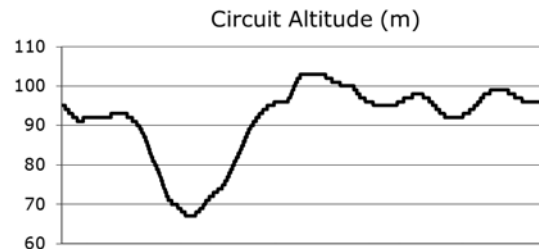
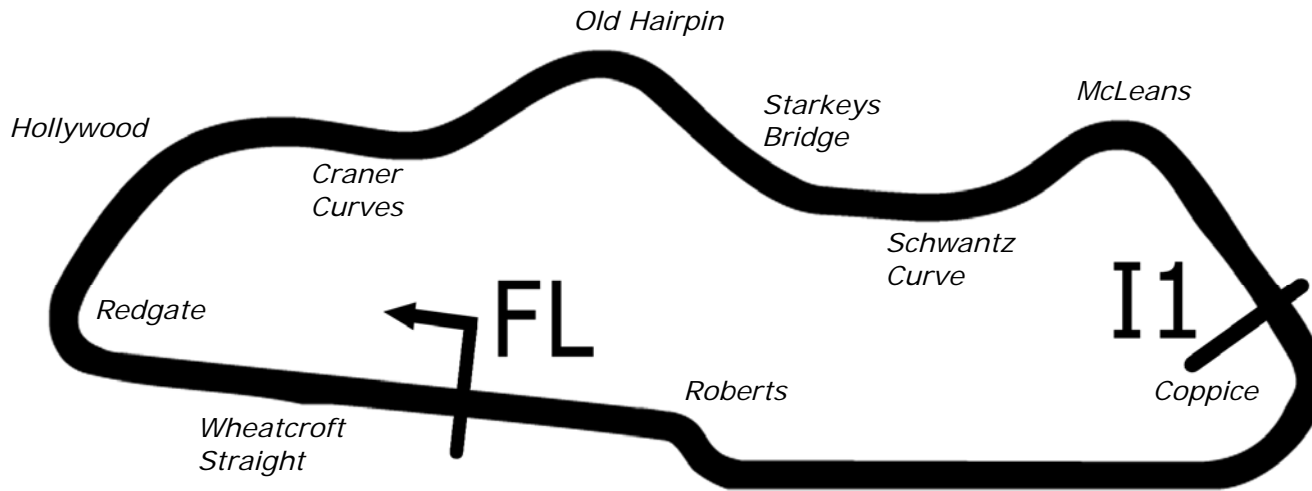
**Donington Park National**

**4<sup>th</sup> / 5<sup>th</sup> September 2021**



**Results Provided by Timing Solutions Ltd**  
[www.tsl-timing.com](http://www.tsl-timing.com)

# Donington Park National



Length	1.9790 miles	3185.0 m	
FL		52.82971 N	1.37867 W
I1	2096m	52.82978 N	1.36508 W
Pit Entry	3100m	52.82951 N	1.37832 W
Pit Exit	229m after FL	52.82996 N	1.38205 W
Pit Entry–Pit Exit 256m, 18.4s @50kph, 15.3s @60kph			

All results available at [www.tsl-timing.com](http://www.tsl-timing.com)

# BMCRC - MRO Championships 2021 - Rnd 5 @ Donington National

## Thunderbike Extreme & Ultra & Rookie 1000

### QUALIFYING - CLASSIFICATION



POS	NO	CL	PIC NAME	ENTRY	TIME	ON	LAPS	GAP	DIFF	MPH	
1	11	U	1	Josh HARVEY	Yamaha R1 - NR Racing	1:13.974	9	9		96.31	
2	275	U	2	Mark WILBY	Suzuki GSXR1000 -	1:14.184	8	12	0.210	96.04	
3	100	1000	1	Antony HUNTER	Kawasaki ZX10 - Uncletoms motoring centre	1:15.086	6	7	1.112	94.88	
4	19	1000	2	Lee GRANT	Yamaha R1M - Grant carpentry and construction ltd	1:15.375	10	11	1.401	94.52	
5	5	U	3	Stacey KILLWORTH	Suzuki GSXR 1000 - Greenplant/Everns	1:15.443	11	12	1.469	94.43	
6	1	E	1	Andrew SAUNDERS	Suzuki GSXR 750 K1 - SDC PERFORMANCE	1:15.498	9	10	1.524	94.36	
7	961	E	2	Jack SIM	Yamaha R6 - Platform Lift Engineers Ltd	1:15.619	6	12	1.645	94.21	
8	53	1000	3	Seamus McGLYNN	Yamaha R1 -	1:15.680	7	10	1.706	94.14	
9	110	1000	4	Michael CLARKE	Yamaha R1 - BIKEBASE.ltd	1:15.742	5	6	1.768	94.06	
10	29	U	4	Cecil DINSMORE	Suzuki GSXR 1000 - KnC Motorsport	1:15.950	9	11	1.976	93.80	
11	58	U	5	James SHEEHAN	Suzuki GSXR 1000 - Sheehan Racing	1:16.354	6	10	2.380	93.31	
12	102	U	6	James FEARN	Suzuki GSXR1000 - Jwf tiling, palmer race skool, the fe	1:16.429	9	10	2.455	93.21	
13	138	E	3	James REVELEY	Yamaha R6 - PCN Racing	1:16.463	7	12	2.489	93.17	
14	91	1000	5	Thomas HARRISON	Suzuki GSXR 1000 - RAW K9 NUTRITION	1:16.491	5	10	2.517	93.14	
15	258	U	7	Ande FRIEND	Kawasaki ZX10R - Flying colours Motorcycle Training	1:16.610	7	11	2.636	92.99	
16	17	U	8	Jordan KILLWORTH	Kawasaki ZX-10R - Skyline	1:16.656	6	11	2.682	92.94	
17	508	1000	6	Daniel McFADDEN	Kawasaki ZX10RR - Danny McFadden Racing	1:16.677	6	11	2.703	92.91	
18	77	E	4	David MAY	Suzuki GSXR 750 K1 - ELP Racing	1:17.168	6	12	3.194	92.32	
19	20	U	9	Connor SWYER	Suzuki GSXR 1000 K6 - WSC Performance & Owkay clo	1:17.182	11	11	3.208	92.30	
20	63	U	10	Matthew WREN	Suzuki GSXR - TBR performance	1:17.342	6	11	3.368	92.11	
21	32	1000	7	Louis FINLAYSON-GREEN	Honda CBR1000RR - Revs of Horsham	1:18.175	11	11	4.201	91.13	
22	41	U	11	David ABRAHAM	Yamaha R1 - Cambridge Motorcycles	1:18.287	11	11	4.313	91.00	
23	300	1000	8	Aaren CARPENTER	Kawasaki ZX10R - Above Build Limited	1:18.310	8	11	4.336	90.97	
24	165	U	12	Richard BUTT	Suzuki GSXR1000 - Michelle Harvey	1:18.581	8	11	4.607	90.66	
25	93	1000	9	Connor IRWIN	Kawasaki ZX10R - RAW K9 nutrition / roof works	1:18.585	5	11	4.611	90.66	
26	222	1000	10	Phil ROOKE	KAWASAKI ZX10R - CLEARWAY TRAFFIC SOLUTION	1:18.655	10	11	4.681	90.58	
27	117	E	5	Raymond STAGG	Suzuki K2 750 -	1:18.794	8	11	4.820	90.42	
28	99	E	6	Michael SIMMONS	Yamaha R6 - Westcountry Windings	1:19.023	8	11	5.049	90.15	
29	107	1000	11	Dave WILLIAMSON	Kawasaki ZX10R - DWM Racing	1:19.329	11	11	5.355	89.81	
30	7	U	13	Seb JENKINS	Suzuki GSX-R 1000 - Mupo Race Suspension - Enpro -	1:19.624	9	11	5.650	89.47	
31	23	U	14	Justin ROSE	Yamaha R1 -	1:19.729	10	11	5.755	89.36	
32	14	E	7	Nick KILLWORTH	Aprillia RSV MILLE - Bk Evans racing	1:20.620	9	11	6.646	88.37	
33	22	E	8	Matthew MAY	Honda CBR600F3 - Late Breakers	1:20.692	10	11	6.718	88.29	
34	61	1000	12	Andrew LEWIS	Yamaha R1 -	1:20.734	7	11	6.760	88.24	
35	51	E	9	Michael HOGARTH	Honda SP1 RC-51 - WHR Racing	1:20.753	6	11	6.779	88.22	
36	28	E	10	David SPENCER	Suzuki GSXR 600 -	1:21.007	9	11	7.033	87.95	
37	55	E	11	Nick HODGINS	Suzuki GSXR 750 - Dad, Claire, Super Sam, ASR, Caz	1:21.062	8	11	7.088	87.89	
38	999	U	15	Jack DWYER	Honda CBR1000RR -	1:21.504	10	11	7.530	87.41	
39	66	1000	14	Jonny HILL	Honda CBR1000 RR - Michael J Lonsdale Group	1:21.562	10	11	7.588	87.35	
40	119	E	12	Simon HEALEY	Yamaha R1 - Popular Tyres Ltd / Pro Parts Ltd	1:21.565	6	11	7.591	87.34	
41	24	E	13	Mark REYNOLDS	Aprillia MILLE -	1:22.035	8	11	8.061	86.84	
42	201	U	16	Scott WEST	Suzuki GSXR1000 -	1:22.039	10	11	8.065	86.84	
43	147	1000	16	Mark SKEVINGTON	Suzuki GSXR 1000 - Teknimek Engineering Ltd	1:22.148	9	10	8.174	86.72	
44	180	1000	17	Mark OVEL	Yamaha R1 - I NEED A SPONSOR	1:22.922	11	11	8.948	85.91	
45	6	E	14	Andrew FIRTH	Yamaha YZF-R1 - LTRmotorcycles.co.uk / Palmer Rac	1:22.955	8	11	8.981	85.88	
46	35	E	15	Stephen HARVEY	Yamaha YZF R1 -	1:23.049	9	10	9.075	85.78	
47	45	1000	18	Glenn SMITH	Kawasaki ZX10R -	1:23.108	5	9	9.134	85.72	
48	103	E	16	Craig GOFFORD	Yamaha R1 4XV - Meala Racing Development	1:23.428	8	10	9.454	85.39	
49	888	1000	19	Paul FAGG	Honda CBR 1000RR -	1:23.984	5	10	10.010	84.83	
50	46	E	17	Adrian DRAPER	Suzuki GSXR 750 - droopy racing uk	1:24.907	6	10	10.933	83.91	
51	82	1000	20	Paul MORRIS	Suzuki GSXR 1000 - Rpm Performance & Engineering	1:25.090	8	10	11.116	83.73	
52	123	E	18	Claire BECKETT	Suzuki SV650 - P Sheils & Sons	1:25.796	8	10	11.822	83.04	
53	152	U	17	Jason ALLEN	Yamaha R1 4C8 - Reprobate tribe racing.	1:29.017	9	10	15.043	80.03	
54	18	E	19	Stuart ALBON	Honda 954 FIREBLADE - Winter Sun Skydiving	2:00.864	2	3	46.890	31.847	58.94

Donington Park National  
Circuit Length = 1.9790 miles  
Start: 09:00 Flag 09:13 End: 09:15

Weather / Track : Cloudy / Dry

These results are provisional until the conclusion of any judicial and technical matters.

Clerk Of Course :	Stewards :	Timekeeper :
-------------------	------------	--------------

Results can be found at [www.tsl-timing.com](http://www.tsl-timing.com)

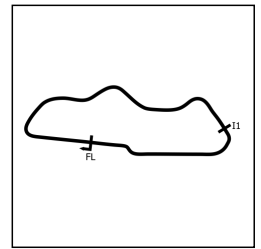
Printed - 09:15 Saturday, 04 September 2021



# BMCRC - MRO Championships 2021 - Rnd 5 @ Donington National

## Thunderbike Extreme & Ultra & Rookie 1000

### QUALIFYING - SECTOR ANALYSIS



SECTOR 1 = FL to I1, SECTOR 2 = I1 to FL, DIFF = Difference To Personal Best Lap, P = Crossed Finish Line in Pit Lane, D = Time Disallowed

P1 11 U		Josh HARVEY		Yamaha R1 - NR Racing			
IDEAL LAP TIME : 1:13.644		BEST LAP TIME : 1:13.974		DIFFERENCE : 0.330			
LAP	SECTOR 1	SECTOR 2	LAP TIME	MPH	DIFF	TIME OF DAY	
1 -		IN PIT				09:03:53.111	
2 -	OUTLAP	26.853	1:44.002	68.50	30.028	09:05:37.113	
3 -	49.609	25.727	1:15.336	94.57	1.362	09:06:52.449	
4 -	50.055	25.716	1:15.771	94.02	1.797	09:08:08.220	
5 -	50.311	25.776	1:16.087	93.63	2.113	09:09:24.307	
6 -	<b>47.961</b>	26.487	1:14.448 (2)	95.69	0.474	09:10:38.755	
7 -	50.494	27.026	1:17.520	91.90	3.546	09:11:56.275	
8 -	48.938	25.716	1:14.654 (3)	95.43	0.680	09:13:10.929	
9 -	48.291	<b>25.683</b>	<b>1:13.974 (1)</b>	<b>96.31</b>		<b>09:14:24.903</b>	

P2 275 U		Mark WILBY		Suzuki GSXR1000 -			
IDEAL LAP TIME : 1:13.934		BEST LAP TIME : 1:14.184		DIFFERENCE : 0.250			
LAP	SECTOR 1	SECTOR 2	LAP TIME	MPH	DIFF	TIME OF DAY	
1 -						09:00:52.952	
2 -	58.208	28.645	1:26.853	82.03	12.669	09:02:19.805	
3 -	52.236	26.983	1:19.219	89.93	5.035	09:03:39.024	
4 -	50.810	26.380	1:17.190	92.30	3.006	09:04:56.214	
5 -	50.167	26.811	1:16.978	92.55	2.794	09:06:13.192	
6 -	50.391	26.098	1:16.489	93.14	2.305	09:07:29.681	
7 -	48.785	<b>25.550</b>	1:14.335 (2)	95.84	0.151	09:08:44.016	
8 -	<b>48.384</b>	25.800	<b>1:14.184 (1)</b>	<b>96.04</b>		<b>09:09:58.200</b>	
9 -	49.244	25.858	1:15.102 (3)	94.86	0.918	09:11:13.302	
10 -	50.312	25.598	1:15.910	93.85	1.726	09:12:29.212	
11 -	49.380	26.120	1:15.500	94.36	1.316	09:13:44.712	
12 -	48.589	IN PIT	1:31.495 P	77.86	17.311	09:15:16.207	

P3 100 1000		Antony HUNTER		Kawasaki ZX10 - Uncletoms motoring centre			
IDEAL LAP TIME : 1:15.086		BEST LAP TIME : 1:15.086		DIFFERENCE : 0.000			
LAP	SECTOR 1	SECTOR 2	LAP TIME	MPH	DIFF	TIME OF DAY	
1 -						09:00:40.261	
2 -	56.747	27.364	1:24.111	84.70	9.025	09:02:04.372	
3 -	53.462	28.933	1:22.395 (3)	86.46	7.309	09:03:26.767	
4 -	51.571	31.417	1:22.988	85.85	7.902	09:04:49.755	
5 -	49.827	26.246	1:16.073 (2)	93.65	0.987	09:06:05.828	
6 -	<b>48.868</b>	<b>26.218</b>	<b>1:15.086 (1)</b>	<b>94.88</b>		<b>09:07:20.914</b>	
7 -	51.743	IN PIT	1:23.303 P	85.52	8.217	09:08:44.217	

P4 19 1000		Lee GRANT		Yamaha R1M - Grant carpentry and construction ltd			
IDEAL LAP TIME : 1:15.183		BEST LAP TIME : 1:15.375		DIFFERENCE : 0.192			
LAP	SECTOR 1	SECTOR 2	LAP TIME	MPH	DIFF	TIME OF DAY	
1 -						09:00:39.185	
2 -	56.432	28.269	1:24.701	84.11	9.326	09:02:03.886	
3 -	52.311	26.845	1:19.156	90.00	3.781	09:03:23.042	
4 -	51.575	26.381	1:17.956	91.39	2.581	09:04:40.998	
5 -	50.120	<b>25.900</b>	1:16.020 (3)	93.72	0.645	09:05:57.018	
6 -	49.766	26.093	1:15.859 (2)	93.91	0.484	09:07:12.877	
7 -	49.853	26.412	1:16.265	93.41	0.890	09:08:29.142	
8 -	49.461	26.862	1:16.323	93.34	0.948	09:09:45.465	
9 -	50.162	26.027	1:16.189	93.51	0.814	09:11:01.654	
10 -	<b>49.283</b>	26.092	<b>1:15.375 (1)</b>	<b>94.52</b>		<b>09:12:17.029</b>	
11 -	52.509	IN PIT	1:26.620 P	82.25	11.245	09:13:43.649	

Weather / Track : Cloudy / Dry

Donington Park National  
Circuit Length = 1.9790 miles  
Start: 09:00 Flag 09:13 End: 09:15



# BMCRC - MRO Championships 2021 - Rnd 5 @ Donington National

## Thunderbike Extreme & Ultra & Rookie 1000

### QUALIFYING - SECTOR ANALYSIS



SECTOR 1 = FL to I1, SECTOR 2 = I1 to FL, DIFF = Difference To Personal Best Lap, P = Crossed Finish Line in Pit Lane, D = Time Disallowed

P5		5 U		Stacey KILLWORTH		Suzuki GSXR 1000 - Greenplant/Everns	
IDEAL LAP TIME : 1:14.771		BEST LAP TIME : 1:15.443		DIFFERENCE : 0.672			
LAP	SECTOR 1	SECTOR 2	LAP TIME	MPH	DIFF	TIME OF DAY	
1 -						09:00:43.443	
2 -	54.357	27.779	1:22.136	86.74	6.693	09:02:05.579	
3 -	50.889	26.749	1:17.638	91.76	2.195	09:03:23.217	
4 -	51.016	26.403	1:17.419	92.02	1.976	09:04:40.636	
5 -	49.565	26.000	1:15.565 (2)	94.28	0.122	09:05:56.201	
6 -	<b>48.789</b>	27.269	1:16.058 (3)	93.67	0.615	09:07:12.259	
7 -	49.883	26.181	1:16.064	93.66	0.621	09:08:28.323	
8 -	49.814	27.756	1:17.570	91.84	2.127	09:09:45.893	
9 -	50.170	26.717	1:16.887	92.66	1.444	09:11:02.780	
10 -	49.083	27.114	1:16.197	93.50	0.754	09:12:18.977	
11 -	49.461	<b>25.982</b>	<b>1:15.443 (1)</b>	<b>94.43</b>		<b>09:13:34.420</b>	
12 -	51.195	IN PIT	1:25.289 P	83.53	9.846	09:14:59.709	

P6		1 E		Andrew SAUNDERS		Suzuki GSXR 750 K1 - SDC PERFORMANCE	
IDEAL LAP TIME : 1:15.438		BEST LAP TIME : 1:15.498		DIFFERENCE : 0.060			
LAP	SECTOR 1	SECTOR 2	LAP TIME	MPH	DIFF	TIME OF DAY	
1 -						09:00:36.534	
2 -	55.099	27.688	1:22.787	86.05	7.289	09:01:59.321	
3 -	51.586	27.082	1:18.668	90.56	3.170	09:03:17.989	
4 -	50.210	<b>26.126</b>	1:16.336 (3)	93.33	0.838	09:04:34.325	
5 -	50.188	26.336	1:16.524	93.10	1.026	09:05:50.849	
6 -	51.099	26.325	1:17.424	92.02	1.926	09:07:08.273	
7 -	49.495	26.324	1:15.819 (2)	93.96	0.321	09:08:24.092	
8 -	50.397	26.821	1:17.218	92.26	1.720	09:09:41.310	
9 -	<b>49.312</b>	26.186	<b>1:15.498 (1)</b>	<b>94.36</b>		<b>09:10:56.808</b>	
10 -	50.209	IN PIT	1:26.563 P	82.30	11.065	09:12:23.371	

P7		961 E		Jack SIM		Yamaha R6 - Platform Lift Engineers Ltd	
IDEAL LAP TIME : 1:15.296		BEST LAP TIME : 1:15.619		DIFFERENCE : 0.323			
LAP	SECTOR 1	SECTOR 2	LAP TIME	MPH	DIFF	TIME OF DAY	
1 -						09:00:39.757	
2 -	57.190	28.592	1:25.782	83.05	10.163	09:02:05.539	
3 -	52.768	27.671	1:20.439	88.57	4.820	09:03:25.978	
4 -	51.449	26.922	1:18.371	90.90	2.752	09:04:44.349	
5 -	50.170	26.798	1:16.968	92.56	1.349	09:06:01.317	
6 -	<b>49.215</b>	26.404	<b>1:15.619 (1)</b>	<b>94.21</b>		<b>09:07:16.936</b>	
7 -	49.329	26.562	1:15.891 (3)	93.87	0.272	09:08:32.827	
8 -	49.583	27.159	1:16.742	92.83	1.123	09:09:49.569	
9 -	49.949	26.484	1:16.433	93.21	0.814	09:11:06.002	
10 -	49.725	<b>26.081</b>	1:15.806 (2)	93.98	0.187	09:12:21.808	
11 -	49.804	26.611	1:16.415	93.23	0.796	09:13:38.223	
12 -	50.220	26.729	1:16.949	92.58	1.330	09:14:55.172	

P8		53 1000		Seamus McGLYNN		Yamaha R1 -	
IDEAL LAP TIME : 1:15.532		BEST LAP TIME : 1:15.680		DIFFERENCE : 0.148			
LAP	SECTOR 1	SECTOR 2	LAP TIME	MPH	DIFF	TIME OF DAY	
1 -						09:00:36.933	
2 -	55.443	27.177	1:22.620	86.23	6.940	09:01:59.553	
3 -	50.362	<b>25.883</b>	1:16.245 (3)	93.44	0.565	09:03:15.798	
4 -	50.885	26.616	1:17.501	91.92	1.821	09:04:33.299	
5 -	50.969	26.061	1:17.030	92.49	1.350	09:05:50.329	
6 -	52.533	26.047	1:18.580	90.66	2.900	09:07:08.909	
7 -	<b>49.649</b>	26.031	<b>1:15.680 (1)</b>	<b>94.14</b>		<b>09:08:24.589</b>	
8 -	51.222	26.040	1:17.262	92.21	1.582	09:09:41.851	
9 -	49.713	26.400	1:16.113 (2)	93.60	0.433	09:10:57.964	
10 -	52.936	IN PIT	1:26.165 P	82.68	10.485	09:12:24.129	

Weather / Track : Cloudy / Dry

Donington Park National  
Circuit Length = 1.9790 miles  
Start: 09:00 Flag 09:13 End: 09:15

# BMCRC - MRO Championships 2021 - Rnd 5 @ Donington National

## Thunderbike Extreme & Ultra & Rookie 1000

### QUALIFYING - SECTOR ANALYSIS



SECTOR 1 = FL to I1, SECTOR 2 = I1 to FL, DIFF = Difference To Personal Best Lap, P = Crossed Finish Line in Pit Lane, D = Time Disallowed

P9 110 1000 Michael CLARKE		Yamaha R1 - BIKEBASE.ltd				
IDEAL LAP TIME : 1:15.351		BEST LAP TIME : 1:15.742		DIFFERENCE : 0.391		
LAP	SECTOR 1	SECTOR 2	LAP TIME	MPH	DIFF	TIME OF DAY
1 -		IN PIT				09:08:18.485
2 -	OUTLAP	26.725	1:30.410	78.80	14.668	09:09:48.895
3 -	51.233	28.345	1:19.578	89.53	3.836	09:11:08.473
4 -	49.832	<b>26.097</b>	1:15.929 (2)	93.83	0.187	09:12:24.402
5 -	<b>49.254</b>	26.488	<b>1:15.742 (1)</b>	<b>94.06</b>		<b>09:13:40.144</b>
6 -	49.539	26.694	1:16.233 (3)	93.45	0.491	09:14:56.377

P10 29 U Cecil DINSMORE		Suzuki GSXR 1000 - KnC Motorsport				
IDEAL LAP TIME : 1:15.828		BEST LAP TIME : 1:15.950		DIFFERENCE : 0.122		
LAP	SECTOR 1	SECTOR 2	LAP TIME	MPH	DIFF	TIME OF DAY
1 -						09:01:01.602
2 -	59.455	28.446	1:27.901	81.05	11.951	09:02:29.503
3 -	54.363	28.381	1:22.744	86.10	6.794	09:03:52.247
4 -	51.853	27.357	1:19.210	89.94	3.260	09:05:11.457
5 -	51.259	26.941	1:18.200	91.10	2.250	09:06:29.657
6 -	52.830	27.206	1:20.036	89.01	4.086	09:07:49.693
7 -	51.169	26.517	1:17.686	91.71	1.736	09:09:07.379
8 -	53.587	<b>26.501</b>	1:20.088	88.96	4.138	09:10:27.467
9 -	<b>49.327</b>	26.623	<b>1:15.950 (1)</b>	<b>93.80</b>		<b>09:11:43.417</b>
10 -	50.495	26.625	1:17.120 (3)	92.38	1.170	09:13:00.537
11 -	49.740	27.003	1:16.743 (2)	92.83	0.793	09:14:17.280

P11 58 U James SHEEHAN		Suzuki GSXR 1000 - Sheehan Racing				
IDEAL LAP TIME : 1:15.675		BEST LAP TIME : 1:16.354		DIFFERENCE : 0.679		
LAP	SECTOR 1	SECTOR 2	LAP TIME	MPH	DIFF	TIME OF DAY
1 -						09:01:35.712
2 -	1:03.624	30.127	1:33.751	75.99	17.397	09:03:09.463
3 -	54.683	27.500	1:22.183	86.69	5.829	09:04:31.646
4 -	51.874	26.676	1:18.550	90.70	2.196	09:05:50.196
5 -	51.345	26.643	1:17.988 (3)	91.35	1.634	09:07:08.184
6 -	50.102	<b>26.252</b>	<b>1:16.354 (1)</b>	<b>93.31</b>		<b>09:08:24.538</b>
7 -	52.484	27.005	1:19.489	89.63	3.135	09:09:44.027
8 -	52.763	26.318	1:19.081	90.09	2.727	09:11:03.108
9 -	<b>49.423</b>	27.082	1:16.505 (2)	93.12	0.151	09:12:19.613
10 -	50.649	IN PIT	1:22.385 P	86.47	6.031	09:13:41.998

P12 102 U James FEARN		Suzuki GSXR1000 - Jwf tiling, palmer race skool, the factory				
IDEAL LAP TIME : 1:16.429		BEST LAP TIME : 1:16.429		DIFFERENCE : 0.000		
LAP	SECTOR 1	SECTOR 2	LAP TIME	MPH	DIFF	TIME OF DAY
1 -		IN PIT				09:01:49.662
2 -	OUTLAP	28.202	1:46.545	66.86	30.116	09:03:36.207
3 -	51.126	26.759	1:17.885	91.47	1.456	09:04:54.092
4 -	52.515	26.985	1:19.500	89.61	3.071	09:06:13.592
5 -	51.024	26.860	1:17.884	91.47	1.455	09:07:31.476
6 -	50.196	26.467	1:16.663 (2)	92.93	0.234	09:08:48.139
7 -	50.839	26.496	1:17.335	92.12	0.906	09:10:05.474
8 -	50.833	26.517	1:17.350	92.10	0.921	09:11:22.824
9 -	<b>50.139</b>	<b>26.290</b>	<b>1:16.429 (1)</b>	<b>93.21</b>		<b>09:12:39.253</b>
10 -	50.696	26.354	1:17.050 (3)	92.46	0.621	09:13:56.303

Weather / Track : Cloudy / Dry

Donington Park National  
Circuit Length = 1.9790 miles  
Start: 09:00 Flag 09:13 End: 09:15

# BMCR - MRO Championships 2021 - Rnd 5 @ Donington National

## Thunderbike Extreme & Ultra & Rookie 1000

### QUALIFYING - SECTOR ANALYSIS



SECTOR 1 = FL to I1, SECTOR 2 = I1 to FL, DIFF = Difference To Personal Best Lap, P = Crossed Finish Line in Pit Lane, D = Time Disallowed

P13 138 E		James REVELEY		Yamaha R6 - PCN Racing			
IDEAL LAP TIME : 1:16.463		BEST LAP TIME : 1:16.463		DIFFERENCE : 0.000			
LAP	SECTOR 1	SECTOR 2	LAP TIME	MPH	DIFF	TIME OF DAY	
1 -							09:00:34.751
2 -	57.239	29.333	1:26.572	82.29	10.109		09:02:01.323
3 -	52.567	27.535	1:20.102	88.94	3.639		09:03:21.425
4 -	52.459	27.580	1:20.039	89.01	3.576		09:04:41.464
5 -	51.067	27.056	1:18.123	91.19	1.660		09:05:59.587
6 -	50.365	27.271	1:17.636 (3)	91.76	1.173		09:07:17.223
7 -	<b>50.004</b>	<b>26.459</b>	<b>1:16.463 (1)</b>	<b>93.17</b>			<b>09:08:33.686</b>
8 -	50.389	27.093	1:17.482 (2)	91.95	1.019		09:09:51.168
9 -	51.545	27.050	1:18.595	90.65	2.132		09:11:09.763
10 -	50.779	27.119	1:17.898	91.46	1.435		09:12:27.661
11 -	50.585	27.147	1:17.732	91.65	1.269		09:13:45.393
12 -	50.577	27.234	1:17.811	91.56	1.348		09:15:03.204

P14 91 1000		Thomas HARRISON		Suzuki GSXR 1000 - RAW K9 NUTRITION			
IDEAL LAP TIME : 1:16.094		BEST LAP TIME : 1:16.491		DIFFERENCE : 0.397			
LAP	SECTOR 1	SECTOR 2	LAP TIME	MPH	DIFF	TIME OF DAY	
1 -							09:01:10.173
2 -	55.223	27.480	1:22.703	86.14	6.212		09:02:32.876
3 -	52.264	27.788	1:20.052	89.00	3.561		09:03:52.928
4 -	53.929	26.776	1:20.705	88.28	4.214		09:05:13.633
5 -	<b>49.798</b>	26.693	<b>1:16.491 (1)</b>	<b>93.14</b>			<b>09:06:30.124</b>
6 -	52.815	27.152	1:19.967	89.09	3.476		09:07:50.091
7 -	51.068	<b>26.296</b>	1:17.364 (3)	92.09	0.873		09:09:07.455
8 -	51.542	26.995	1:18.537	90.71	2.046		09:10:25.992
9 -	50.116	26.765	1:16.881 (2)	92.67	0.390		09:11:42.873
10 -	50.439	IN PIT	1:21.933 P	86.95	5.442		09:13:04.806

P15 258 U		Ande FRIEND		Kawasaki ZX10R - Flying colours Motorcycle Training			
IDEAL LAP TIME : 1:16.430		BEST LAP TIME : 1:16.610		DIFFERENCE : 0.180			
LAP	SECTOR 1	SECTOR 2	LAP TIME	MPH	DIFF	TIME OF DAY	
1 -							09:00:49.082
2 -	54.548	30.875	1:25.423	83.40	8.813		09:02:14.505
3 -	53.455	27.689	1:21.144	87.80	4.534		09:03:35.649
4 -	50.945	26.842	1:17.787	91.59	1.177		09:04:53.436
5 -	52.746	27.020	1:19.766	89.31	3.156		09:06:13.202
6 -	51.192	26.867	1:18.059	91.27	1.449		09:07:31.261
7 -	<b>50.040</b>	26.570	<b>1:16.610 (1)</b>	<b>92.99</b>			<b>09:08:47.871</b>
8 -	50.898	27.412	1:18.310	90.97	1.700		09:10:06.181
9 -	50.778	26.609	1:17.387 (3)	92.06	0.777		09:11:23.568
10 -	50.594	<b>26.390</b>	1:16.984 (2)	92.54	0.374		09:12:40.552
11 -	50.784	IN PIT	1:22.821 P	86.02	6.211		09:14:03.373

P16 17 U		Jordan KILLWORTH		Kawasaki ZX-10R - Skyline			
IDEAL LAP TIME : 1:16.656		BEST LAP TIME : 1:16.656		DIFFERENCE : 0.000			
LAP	SECTOR 1	SECTOR 2	LAP TIME	MPH	DIFF	TIME OF DAY	
1 -							09:00:48.085
2 -	59.257	29.224	1:28.481	80.52	11.825		09:02:16.566
3 -	53.700	28.219	1:21.919	86.97	5.263		09:03:38.485
4 -	52.113	27.777	1:19.890	89.18	3.234		09:04:58.375
5 -	50.877	27.143	1:18.020 (3)	91.31	1.364		09:06:16.395
6 -	<b>50.011</b>	<b>26.645</b>	<b>1:16.656 (1)</b>	<b>92.94</b>			<b>09:07:33.051</b>
7 -	50.092	26.982	1:17.074 (2)	92.43	0.418		09:08:50.125
8 -	51.320	26.835	1:18.155	91.16	1.499		09:10:08.280
9 -	51.451	28.752	1:20.203	88.83	3.547		09:11:28.483
10 -	53.846	28.868	1:22.714	86.13	6.058		09:12:51.197
11 -	55.414	28.335	1:23.749	85.07	7.093		09:14:14.946

Weather / Track : Cloudy / Dry

Donington Park National  
Circuit Length = 1.9790 miles  
Start: 09:00 Flag 09:13 End: 09:15

# BMCRRC - MRO Championships 2021 - Rnd 5 @ Donington National

## Thunderbike Extreme & Ultra & Rookie 1000

### QUALIFYING - SECTOR ANALYSIS



SECTOR 1 = FL to I1, SECTOR 2 = I1 to FL, DIFF = Difference To Personal Best Lap, P = Crossed Finish Line in Pit Lane, D = Time Disallowed

P17 508 1000 Daniel McFADDEN			Kawasaki ZX10RR - Danny McFadden Racing			
IDEAL LAP TIME : 1:16.677		BEST LAP TIME : 1:16.677		DIFFERENCE : 0.000		
LAP	SECTOR 1	SECTOR 2	LAP TIME	MPH	DIFF	TIME OF DAY
1 -						09:00:36.448
2 -	56.332	28.023	1:24.355	84.46	7.678	09:02:00.803
3 -	51.653	27.167	1:18.820	90.39	2.143	09:03:19.623
4 -	53.284	26.733	1:20.017	89.03	3.340	09:04:39.640
5 -	51.492	26.514	1:18.006 (3)	91.33	1.329	09:05:57.646
6 -	<b>50.177</b>	<b>26.500</b>	<b>1:16.677 (1)</b>	<b>92.91</b>		<b>09:07:14.323</b>
7 -	51.607	26.867	1:18.474	90.78	1.797	09:08:32.797
8 -	50.954	26.863	1:17.817 (2)	91.55	1.140	09:09:50.614
9 -	53.634	27.752	1:21.386	87.54	4.709	09:11:12.000
10 -	54.201	29.285	1:23.486	85.33	6.809	09:12:35.486
11 -	56.122	32.233	1:28.355	80.63	11.678	09:14:03.841

P18 77 E David MAY			Suzuki GSXR 750 K1 - ELP Racing			
IDEAL LAP TIME : 1:16.844		BEST LAP TIME : 1:17.168		DIFFERENCE : 0.324		
LAP	SECTOR 1	SECTOR 2	LAP TIME	MPH	DIFF	TIME OF DAY
1 -						09:00:45.759
2 -	55.573	28.214	1:23.787	85.03	6.619	09:02:09.546
3 -	52.071	27.309	1:19.380	89.75	2.212	09:03:28.926
4 -	51.414	27.335	1:18.749	90.47	1.581	09:04:47.675
5 -	50.972	26.841	1:17.813	91.56	0.645	09:06:05.488
6 -	50.387	<b>26.781</b>	<b>1:17.168 (1)</b>	<b>92.32</b>		<b>09:07:22.656</b>
7 -	50.285	27.111	1:17.396 (3)	92.05	0.228	09:08:40.052
8 -	50.814	26.998	1:17.812	91.56	0.644	09:09:57.864
9 -	50.791	27.366	1:18.157	91.15	0.989	09:11:16.021
10 -	50.541	28.094	1:18.635	90.60	1.467	09:12:34.656
11 -	<b>50.063</b>	27.219	1:17.282 (2)	92.19	0.114	09:13:51.938
12 -	51.243	26.944	1:18.187	91.12	1.019	09:15:10.125

P19 20 U Connor SWYER			Suzuki GSXR 1000 K6 - WSC Performace & Owkay clothing			
IDEAL LAP TIME : 1:17.182		BEST LAP TIME : 1:17.182		DIFFERENCE : 0.000		
LAP	SECTOR 1	SECTOR 2	LAP TIME	MPH	DIFF	TIME OF DAY
1 -						09:01:24.173
2 -	57.713	31.041	1:28.754	80.27	11.572	09:02:52.927
3 -	53.937	28.227	1:22.164	86.71	4.982	09:04:15.091
4 -	52.925	27.907	1:20.832	88.14	3.650	09:05:35.923
5 -	52.361	27.569	1:19.930 (3)	89.13	2.748	09:06:55.853
6 -	54.522	27.466	1:21.988	86.89	4.806	09:08:17.841
7 -	55.042	27.625	1:22.667	86.18	5.485	09:09:40.508
8 -	50.584	27.345	1:17.929 (2)	91.42	0.747	09:10:58.437
9 -	52.767	29.061	1:21.828	87.06	4.646	09:12:20.265
10 -	52.744	27.213	1:19.957	89.10	2.775	09:13:40.222
11 -	<b>50.274</b>	<b>26.908</b>	<b>1:17.182 (1)</b>	<b>92.30</b>		<b>09:14:57.404</b>

# BMCRC - MRO Championships 2021 - Rnd 5 @ Donington National

## Thunderbike Extreme & Ultra & Rookie 1000

### QUALIFYING - SECTOR ANALYSIS



SECTOR 1 = FL to I1, SECTOR 2 = I1 to FL, DIFF = Difference To Personal Best Lap, P = Crossed Finish Line in Pit Lane, D = Time Disallowed

P20 63 U Matthew WREN			Suzuki GSXR - TBR performance			
IDEAL LAP TIME : 1:17.276		BEST LAP TIME : 1:17.342	DIFFERENCE : 0.066			
LAP	SECTOR 1	SECTOR 2	LAP TIME	MPH	DIFF	TIME OF DAY
1 -						09:00:55.098
2 -	56.977	29.361	1:26.338	82.52	8.996	09:02:21.436
3 -	53.787	27.508	1:21.295	87.63	3.953	09:03:42.731
4 -	52.666	28.210	1:20.876	88.09	3.534	09:05:03.607
5 -	52.402	26.744	1:19.146	90.01	1.804	09:06:22.753
6 -	<b>50.613</b>	26.729	<b>1:17.342 (1)</b>	<b>92.11</b>		<b>09:07:40.095</b>
7 -	51.309	26.876	1:18.185 (3)	91.12	0.843	09:08:58.280
8 -	52.101	26.976	1:19.077	90.09	1.735	09:10:17.357
9 -	52.268	28.230	1:20.498	88.50	3.156	09:11:37.855
10 -	51.368	<b>26.663</b>	1:18.031 (2)	91.30	0.689	09:12:55.886
11 -	51.393	27.520	1:18.913	90.28	1.571	09:14:14.799

P21 32 1000 Louis FINLAYSON-GREEN			Honda CBR1000RR - Revs of Horsham			
IDEAL LAP TIME : 1:17.903		BEST LAP TIME : 1:18.175	DIFFERENCE : 0.272			
LAP	SECTOR 1	SECTOR 2	LAP TIME	MPH	DIFF	TIME OF DAY
1 -						09:01:26.237
2 -	59.819	33.111	1:32.930	76.66	14.755	09:02:59.167
3 -	57.368	27.814	1:25.182	83.64	7.007	09:04:24.349
4 -	54.392	27.931	1:22.323	86.54	4.148	09:05:46.672
5 -	56.211	27.743	1:23.954	84.86	5.779	09:07:10.626
6 -	52.033	<b>26.833</b>	1:18.866 (3)	90.33	0.691	09:08:29.492
7 -	52.317	27.264	1:19.581	89.52	1.406	09:09:49.073
8 -	53.616	28.874	1:22.490	86.36	4.315	09:11:11.563
9 -	53.355	27.985	1:21.340	87.59	3.165	09:12:32.903
10 -	<b>51.070</b>	27.483	1:18.553 (2)	90.69	0.378	09:13:51.456
11 -	51.169	27.006	<b>1:18.175 (1)</b>	<b>91.13</b>		<b>09:15:09.631</b>

P22 41 U David ABRAHAM			Yamaha R1 - Cambridge Motorcycles			
IDEAL LAP TIME : 1:18.287		BEST LAP TIME : 1:18.287	DIFFERENCE : 0.000			
LAP	SECTOR 1	SECTOR 2	LAP TIME	MPH	DIFF	TIME OF DAY
1 -						09:00:39.921
2 -	56.513	27.848	1:24.361	84.45	6.074	09:02:04.282
3 -	53.650	27.343	1:20.993	87.96	2.706	09:03:25.275
4 -	53.410	48.749	1:42.159	69.74	23.872	09:05:07.434
5 -	53.713	27.706	1:21.419	87.50	3.132	09:06:28.853
6 -	54.172	28.773	1:22.945	85.89	4.658	09:07:51.798
7 -	53.548	28.212	1:21.760	87.14	3.473	09:09:13.558
8 -	51.683	27.887	1:19.570 (3)	89.53	1.283	09:10:33.128
9 -	53.926	27.279	1:21.205	87.73	2.918	09:11:54.333
10 -	51.950	27.322	1:19.272 (2)	89.87	0.985	09:13:13.605
11 -	<b>51.329</b>	<b>26.958</b>	<b>1:18.287 (1)</b>	<b>91.00</b>		<b>09:14:31.892</b>

P23 300 1000 Aaren CARPENTER			Kawasaki ZX10R - Above Build Limited			
IDEAL LAP TIME : 1:17.960		BEST LAP TIME : 1:18.310	DIFFERENCE : 0.350			
LAP	SECTOR 1	SECTOR 2	LAP TIME	MPH	DIFF	TIME OF DAY
1 -						09:00:36.288
2 -	58.866	28.443	1:27.309	81.60	8.999	09:02:03.597
3 -	54.013	27.367	1:21.380	87.54	3.070	09:03:24.977
4 -	54.649	27.910	1:22.559	86.29	4.249	09:04:47.536
5 -	52.891	27.746	1:20.637	88.35	2.327	09:06:08.173
6 -	52.963	27.615	1:20.578	88.41	2.268	09:07:28.751
7 -	53.009	27.940	1:20.949	88.01	2.639	09:08:49.700
8 -	51.442	<b>26.868</b>	<b>1:18.310 (1)</b>	<b>90.97</b>		<b>09:10:08.010</b>
9 -	<b>51.092</b>	28.308	1:19.400 (3)	89.73	1.090	09:11:27.410
10 -	51.444	27.333	1:18.777 (2)	90.44	0.467	09:12:46.187
11 -	53.406	29.070	1:22.476	86.38	4.166	09:14:08.663

Weather / Track : Cloudy / Dry

Donington Park National  
Circuit Length = 1.9790 miles  
Start: 09:00 Flag 09:13 End: 09:15

# BMCRRC - MRO Championships 2021 - Rnd 5 @ Donington National

## Thunderbike Extreme & Ultra & Rookie 1000

### QUALIFYING - SECTOR ANALYSIS



SECTOR 1 = FL to I1, SECTOR 2 = I1 to FL, DIFF = Difference To Personal Best Lap, P = Crossed Finish Line in Pit Lane, D = Time Disallowed

P24 165 U Richard BUTT			Suzuki GSXR1000 - Michelle Harvey			
IDEAL LAP TIME : 1:18.478		BEST LAP TIME : 1:18.581	DIFFERENCE : 0.103			
LAP	SECTOR 1	SECTOR 2	LAP TIME	MPH	DIFF	TIME OF DAY
1 -						09:00:40.051
2 -	1:01.253	29.614	1:30.867	78.40	12.286	09:02:10.918
3 -	53.417	27.393	1:20.810	88.16	2.229	09:03:31.728
4 -	52.911	28.167	1:21.078	87.87	2.497	09:04:52.806
5 -	52.362	27.248	1:19.610	89.49	1.029	09:06:12.416
6 -	51.765	27.700	1:19.465	89.65	0.884	09:07:31.881
7 -	52.687	27.091	1:19.778	89.30	1.197	09:08:51.659
8 -	51.648	<b>26.933</b>	<b>1:18.581 (1)</b>	<b>90.66</b>		<b>09:10:10.240</b>
9 -	<b>51.545</b>	27.195	1:18.740 (2)	90.48	0.159	09:11:28.980
10 -	53.723	27.533	1:21.256	87.68	2.675	09:12:50.236
11 -	51.665	27.101	1:18.766 (3)	90.45	0.185	09:14:09.002

P25 93 1000 Connor IRWIN			Kawasaki ZX10R - RAW K9 nutrition / roof works			
IDEAL LAP TIME : 1:18.437		BEST LAP TIME : 1:18.585	DIFFERENCE : 0.148			
LAP	SECTOR 1	SECTOR 2	LAP TIME	MPH	DIFF	TIME OF DAY
1 -						09:01:08.806
2 -	55.178	27.623	1:22.801	86.04	4.216	09:02:31.607
3 -	52.991	28.408	1:21.399	87.52	2.814	09:03:53.006
4 -	53.774	26.766	1:20.540	88.46	1.955	09:05:13.546
5 -	52.252	<b>26.333</b>	<b>1:18.585 (1)</b>	<b>90.66</b>		<b>09:06:32.131</b>
6 -	53.156	27.153	1:20.309	88.71	1.724	09:07:52.440
7 -	53.685	27.795	1:21.480	87.44	2.895	09:09:13.920
8 -	<b>52.104</b>	27.257	1:19.361 (3)	89.77	0.776	09:10:33.281
9 -	54.266	27.285	1:21.551	87.36	2.966	09:11:54.832
10 -	52.129	27.116	1:19.245 (2)	89.90	0.660	09:13:14.077
11 -	52.534	IN PIT	1:26.482 P	82.38	7.897	09:14:40.559

P26 222 1000 Phil ROOKE			KAWASAKI ZX10R - CLEARWAY TRAFFIC SOLUTIONS			
IDEAL LAP TIME : 1:18.655		BEST LAP TIME : 1:18.655	DIFFERENCE : 0.000			
LAP	SECTOR 1	SECTOR 2	LAP TIME	MPH	DIFF	TIME OF DAY
1 -						09:00:56.560
2 -	1:02.670	29.627	1:32.297	77.19	13.642	09:02:28.857
3 -	54.588	31.057	1:25.645	83.18	6.990	09:03:54.502
4 -	58.526	31.453	1:29.979	79.18	11.324	09:05:24.481
5 -	55.325	28.101	1:23.426	85.40	4.771	09:06:47.907
6 -	52.835	27.245	1:20.080 (2)	88.96	1.425	09:08:07.987
7 -	52.945	28.238	1:21.183 (3)	87.76	2.528	09:09:29.170
8 -	56.010	28.394	1:24.404	84.41	5.749	09:10:53.574
9 -	53.165	28.026	1:21.191	87.75	2.536	09:12:14.765
10 -	<b>51.792</b>	<b>26.863</b>	<b>1:18.655 (1)</b>	<b>90.58</b>		<b>09:13:33.420</b>
11 -	55.363	33.529	1:28.892	80.14	10.237	09:15:02.312

P27 117 E Raymond STAGG			Suzuki K2 750 -			
IDEAL LAP TIME : 1:18.567		BEST LAP TIME : 1:18.794	DIFFERENCE : 0.227			
LAP	SECTOR 1	SECTOR 2	LAP TIME	MPH	DIFF	TIME OF DAY
1 -						09:00:40.708
2 -	57.283	29.744	1:27.027	81.86	8.233	09:02:07.735
3 -	52.895	28.386	1:21.281	87.65	2.487	09:03:29.016
4 -	52.094	28.312	1:20.406	88.60	1.612	09:04:49.422
5 -	51.649	28.143	1:19.792	89.29	0.998	09:06:09.214
6 -	51.213	28.089	1:19.302 (3)	89.84	0.508	09:07:28.516
7 -	51.419	<b>27.519</b>	1:18.938 (2)	90.25	0.144	09:08:47.454
8 -	<b>51.048</b>	27.746	<b>1:18.794 (1)</b>	<b>90.42</b>		<b>09:10:06.248</b>
9 -	52.238	28.538	1:20.776	88.20	1.982	09:11:27.024
10 -	53.025	28.514	1:21.539	87.37	2.745	09:12:48.563
11 -	51.445	28.349	1:19.794	89.28	1.000	09:14:08.357

Weather / Track : Cloudy / Dry

Donington Park National  
Circuit Length = 1.9790 miles  
Start: 09:00 Flag 09:13 End: 09:15

# BMCR - MRO Championships 2021 - Rnd 5 @ Donington National

## Thunderbike Extreme & Ultra & Rookie 1000

### QUALIFYING - SECTOR ANALYSIS



SECTOR 1 = FL to I1, SECTOR 2 = I1 to FL, DIFF = Difference To Personal Best Lap, P = Crossed Finish Line in Pit Lane, D = Time Disallowed

<b>P28 99 E Michael SIMMONS</b>		Yamaha R6 - Westcountry Windings				
IDEAL LAP TIME : 1:18.965		BEST LAP TIME : 1:19.023		DIFFERENCE : 0.058		
LAP	SECTOR 1	SECTOR 2	LAP TIME	MPH	DIFF	TIME OF DAY
1 -						09:00:40.508
2 -	59.359	28.332	1:27.691	81.24	8.668	09:02:08.199
3 -	53.149	28.538	1:21.687	87.21	2.664	09:03:29.886
4 -	53.253	28.110	1:21.363	87.56	2.340	09:04:51.249
5 -	52.092	27.729	1:19.821	89.25	0.798	09:06:11.070
6 -	52.236	27.768	1:20.004	89.05	0.981	09:07:31.074
7 -	51.846	27.580	1:19.426 (3)	89.70	0.403	09:08:50.500
8 -	51.548	27.475	<b>1:19.023 (1)</b>	<b>90.15</b>		<b>09:10:09.523</b>
9 -	<b>51.515</b>	27.631	1:19.146 (2)	90.01	0.123	09:11:28.669
10 -	53.427	27.893	1:21.320	87.61	2.297	09:12:49.989
11 -	53.971	<b>27.450</b>	1:21.421	87.50	2.398	09:14:11.410

<b>P29 107 1000 Dave WILLIAMSON</b>		Kawasaki ZX10R - DWM Racing				
IDEAL LAP TIME : 1:19.329		BEST LAP TIME : 1:19.329		DIFFERENCE : 0.000		
LAP	SECTOR 1	SECTOR 2	LAP TIME	MPH	DIFF	TIME OF DAY
1 -						09:00:36.693
2 -	59.935	29.776	1:29.711	79.41	10.382	09:02:06.404
3 -	54.622	28.675	1:23.297	85.53	3.968	09:03:29.701
4 -	54.576	28.835	1:23.411	85.41	4.082	09:04:53.112
5 -	53.253	28.800	1:22.053	86.82	2.724	09:06:15.165
6 -	53.050	27.782	1:20.832 (3)	88.14	1.503	09:07:35.997
7 -	53.635	27.897	1:21.532	87.38	2.203	09:08:57.529
8 -	52.496	28.178	1:20.674 (2)	88.31	1.345	09:10:18.203
9 -	52.614	28.255	1:20.869	88.10	1.540	09:11:39.072
10 -	55.222	28.755	1:23.977	84.84	4.648	09:13:03.049
11 -	<b>51.740</b>	<b>27.589</b>	<b>1:19.329 (1)</b>	<b>89.81</b>		<b>09:14:22.378</b>

<b>P30 7 U Seb JENKINS</b>		Suzuki GSX-R 1000 - Mupo Race Suspension - Enpro - DDA gr				
IDEAL LAP TIME : 1:19.304		BEST LAP TIME : 1:19.624		DIFFERENCE : 0.320		
LAP	SECTOR 1	SECTOR 2	LAP TIME	MPH	DIFF	TIME OF DAY
1 -						09:01:01.208
2 -	57.412	29.562	1:26.974	81.91	7.350	09:02:28.182
3 -	54.751	29.718	1:24.469	84.34	4.845	09:03:52.651
4 -	1:02.132	29.141	1:31.273	78.05	11.649	09:05:23.924
5 -	53.953	28.652	1:22.605	86.24	2.981	09:06:46.529
6 -	52.121	28.402	1:20.523	88.47	0.899	09:08:07.052
7 -	52.302	27.795	1:20.097 (3)	88.95	0.473	09:09:27.149
8 -	52.412	27.680	1:20.092 (2)	88.95	0.468	09:10:47.241
9 -	<b>51.992</b>	27.632	<b>1:19.624 (1)</b>	<b>89.47</b>		<b>09:12:06.865</b>
10 -	52.644	27.666	1:20.310	88.71	0.686	09:13:27.175
11 -	52.799	<b>27.312</b>	1:20.111	88.93	0.487	09:14:47.286

<b>P31 23 U Justin ROSE</b>		Yamaha R1 -				
IDEAL LAP TIME : 1:19.729		BEST LAP TIME : 1:19.729		DIFFERENCE : 0.000		
LAP	SECTOR 1	SECTOR 2	LAP TIME	MPH	DIFF	TIME OF DAY
1 -						09:00:53.851
2 -	1:01.382	30.117	1:31.499	77.86	11.770	09:02:25.350
3 -	56.690	29.380	1:26.070	82.77	6.341	09:03:51.420
4 -	56.808	28.366	1:25.174	83.64	5.445	09:05:16.594
5 -	56.522	29.174	1:25.696	83.13	5.967	09:06:42.290
6 -	55.513	28.753	1:24.266	84.54	4.537	09:08:06.556
7 -	54.179	28.046	1:22.225	86.64	2.496	09:09:28.781
8 -	53.173	27.761	1:20.934 (2)	88.03	1.205	09:10:49.715
9 -	53.184	27.825	1:21.009 (3)	87.94	1.280	09:12:10.724
10 -	<b>52.159</b>	<b>27.570</b>	<b>1:19.729 (1)</b>	<b>89.36</b>		<b>09:13:30.453</b>
11 -	54.365	28.234	1:22.599	86.25	2.870	09:14:53.052

Weather / Track : Cloudy / Dry

Donington Park National  
Circuit Length = 1.9790 miles  
Start: 09:00 Flag 09:13 End: 09:15

# BMCRC - MRO Championships 2021 - Rnd 5 @ Donington National

## Thunderbike Extreme & Ultra & Rookie 1000

### QUALIFYING - SECTOR ANALYSIS



SECTOR 1 = FL to I1, SECTOR 2 = I1 to FL, DIFF = Difference To Personal Best Lap, P = Crossed Finish Line in Pit Lane, D = Time Disallowed

P32 14 E		Nick KILLWORTH		Aprillia RSV MILLE - Bk Evans racing		
IDEAL LAP TIME : 1:19.932		BEST LAP TIME : 1:20.620		DIFFERENCE : 0.688		
LAP	SECTOR 1	SECTOR 2	LAP TIME	MPH	DIFF	TIME OF DAY
1 -						09:00:51.923
2 -	1:05.971	31.286	1:37.257	73.25	16.637	09:02:29.180
3 -	56.162	30.363	1:26.525	82.34	5.905	09:03:55.705
4 -	58.179	29.722	1:27.901	81.05	7.281	09:05:23.606
5 -	54.257	30.256	1:24.513	84.30	3.893	09:06:48.119
6 -	55.154	28.094	1:23.248	85.58	2.628	09:08:11.367
7 -	53.021	27.928	1:20.949 (3)	88.01	0.329	09:09:32.316
8 -	54.221	28.626	1:22.847	85.99	2.227	09:10:55.163
9 -	<b>52.318</b>	<b>28.302</b>	<b>1:20.620 (1)</b>	<b>88.37</b>		<b>09:12:15.783</b>
10 -	53.270	<b>27.614</b>	1:20.884 (2)	88.08	0.264	09:13:36.667
11 -	52.534	29.202	1:21.736	87.16	1.116	09:14:58.403

P33 22 E		Matthew MAY		Honda CBR600F3 - Late Breakers		
IDEAL LAP TIME : 1:20.512		BEST LAP TIME : 1:20.692		DIFFERENCE : 0.180		
LAP	SECTOR 1	SECTOR 2	LAP TIME	MPH	DIFF	TIME OF DAY
1 -						09:00:57.542
2 -	58.352	29.966	1:28.318	80.67	7.626	09:02:25.860
3 -	55.454	29.308	1:24.762	84.05	4.070	09:03:50.622
4 -	53.099	28.387	1:21.486	87.43	0.794	09:05:12.108
5 -	53.033	28.170	1:21.203 (3)	87.73	0.511	09:06:33.311
6 -	52.571	29.455	1:22.026	86.85	1.334	09:07:55.337
7 -	53.678	28.384	1:22.062	86.82	1.370	09:09:17.399
8 -	52.865	28.619	1:21.484	87.43	0.792	09:10:38.883
9 -	54.997	29.055	1:24.052	84.76	3.360	09:12:02.935
10 -	52.594	<b>28.098</b>	<b>1:20.692 (1)</b>	<b>88.29</b>		<b>09:13:23.627</b>
11 -	<b>52.414</b>	28.312	1:20.726 (2)	88.25	0.034	09:14:44.353

P34 61 1000		Andrew LEWIS		Yamaha R1 -		
IDEAL LAP TIME : 1:20.490		BEST LAP TIME : 1:20.734		DIFFERENCE : 0.244		
LAP	SECTOR 1	SECTOR 2	LAP TIME	MPH	DIFF	TIME OF DAY
1 -						09:00:49.235
2 -	59.263	28.722	1:27.985	80.97	7.251	09:02:17.220
3 -	55.658	28.910	1:24.568	84.24	3.834	09:03:41.788
4 -	53.459	29.458	1:22.917	85.92	2.183	09:05:04.705
5 -	54.706	28.094	1:22.800	86.04	2.066	09:06:27.505
6 -	54.315	28.585	1:22.900	85.94	2.166	09:07:50.405
7 -	<b>52.871</b>	27.863	<b>1:20.734 (1)</b>	<b>88.24</b>		<b>09:09:11.139</b>
8 -	53.817	27.873	1:21.690 (2)	87.21	0.956	09:10:32.829
9 -	55.372	27.892	1:23.264	85.56	2.530	09:11:56.093
10 -	54.263	27.862	1:22.125 (3)	86.75	1.391	09:13:18.218
11 -	54.833	<b>27.619</b>	1:22.452	86.40	1.718	09:14:40.670

P35 51 E		Michael HOGARTH		Honda SP1 RC-51 - WHR Racing		
IDEAL LAP TIME : 1:20.378		BEST LAP TIME : 1:20.753		DIFFERENCE : 0.375		
LAP	SECTOR 1	SECTOR 2	LAP TIME	MPH	DIFF	TIME OF DAY
1 -						09:00:32.938
2 -	55.611	28.911	1:24.522	84.29	3.769	09:01:57.460
3 -	53.218	28.154	1:21.372	87.55	0.619	09:03:18.832
4 -	53.772	28.160	1:21.932	86.95	1.179	09:04:40.764
5 -	53.132	28.029	1:21.161	87.78	0.408	09:06:01.925
6 -	52.478	28.275	<b>1:20.753 (1)</b>	<b>88.22</b>		<b>09:07:22.678</b>
7 -	52.932	28.018	1:20.950 (3)	88.01	0.197	09:08:43.628
8 -	<b>52.450</b>	28.584	1:21.034	87.92	0.281	09:10:04.662
9 -	53.477	28.085	1:21.562	87.35	0.809	09:11:26.224
10 -	52.684	28.785	1:21.469	87.45	0.716	09:12:47.693
11 -	52.863	<b>27.928</b>	1:20.791 (2)	88.18	0.038	09:14:08.484

Weather / Track : Cloudy / Dry

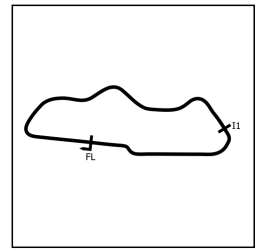
Donington Park National  
Circuit Length = 1.9790 miles  
Start: 09:00 Flag 09:13 End: 09:15



# BMCRC - MRO Championships 2021 - Rnd 5 @ Donington National

## Thunderbike Extreme & Ultra & Rookie 1000

### QUALIFYING - SECTOR ANALYSIS



SECTOR 1 = FL to I1, SECTOR 2 = I1 to FL, DIFF = Difference To Personal Best Lap, P = Crossed Finish Line in Pit Lane, D = Time Disallowed

P36 28 E David SPENCER			Suzuki GSXR 600 -			
IDEAL LAP TIME : 1:20.898		BEST LAP TIME : 1:21.007		DIFFERENCE : 0.109		
LAP	SECTOR 1	SECTOR 2	LAP TIME	MPH	DIFF	TIME OF DAY
1 -						09:00:56.232
2 -	59.225	29.348	1:28.573	80.43	7.566	09:02:24.805
3 -	53.872	28.375	1:22.247	86.62	1.240	09:03:47.052
4 -	53.207	<b>28.086</b>	1:21.293 (3)	87.64	0.286	09:05:08.345
5 -	53.869	28.399	1:22.268	86.60	1.261	09:06:30.613
6 -	55.016	29.052	1:24.068	84.74	3.061	09:07:54.681
7 -	54.115	28.643	1:22.758	86.09	1.751	09:09:17.439
8 -	53.220	28.194	1:21.414	87.51	0.407	09:10:38.853
9 -	52.861	28.146	<b>1:21.007 (1)</b>	<b>87.95</b>		<b>09:11:59.860</b>
10 -	<b>52.812</b>	28.247	1:21.059 (2)	87.89	0.052	09:13:20.919
11 -	53.508	28.289	1:21.797	87.10	0.790	09:14:42.716

P37 55 E Nick HODGINS			Suzuki GSXR 750 - Dad, Claire, Super Sam, ASR, Caz			
IDEAL LAP TIME : 1:20.991		BEST LAP TIME : 1:21.062		DIFFERENCE : 0.071		
LAP	SECTOR 1	SECTOR 2	LAP TIME	MPH	DIFF	TIME OF DAY
1 -						09:00:51.945
2 -	1:05.363	29.823	1:35.186	74.84	14.124	09:02:27.131
3 -	55.695	29.739	1:25.434	83.39	4.372	09:03:52.565
4 -	56.353	28.359	1:24.712	84.10	3.650	09:05:17.277
5 -	56.303	29.189	1:25.492	83.33	4.430	09:06:42.769
6 -	54.731	28.821	1:23.552	85.27	2.490	09:08:06.321
7 -	54.011	28.228	1:22.239	86.63	1.177	09:09:28.560
8 -	53.078	<b>27.984</b>	<b>1:21.062 (1)</b>	<b>87.89</b>		<b>09:10:49.622</b>
9 -	53.024	28.046	1:21.070 (2)	87.88	0.008	09:12:10.692
10 -	53.394	28.242	1:21.636	87.27	0.574	09:13:32.328
11 -	<b>53.007</b>	28.323	1:21.330 (3)	87.60	0.268	09:14:53.658

P38 999 U Jack DWYER			Honda CBR1000RR -			
IDEAL LAP TIME : 1:21.348		BEST LAP TIME : 1:21.504		DIFFERENCE : 0.156		
LAP	SECTOR 1	SECTOR 2	LAP TIME	MPH	DIFF	TIME OF DAY
1 -						09:00:50.527
2 -	59.170	28.511	1:27.681	81.25	6.177	09:02:18.208
3 -	55.280	28.634	1:23.914	84.90	2.410	09:03:42.122
4 -	54.374	28.682	1:23.056	85.78	1.552	09:05:05.178
5 -	54.660	28.545	1:23.205	85.62	1.701	09:06:28.383
6 -	54.134	28.785	1:22.919	85.92	1.415	09:07:51.302
7 -	53.688	28.579	1:22.267	86.60	0.763	09:09:13.569
8 -	53.992	<b>28.069</b>	1:22.061 (3)	86.82	0.557	09:10:35.630
9 -	54.257	28.676	1:22.933	85.90	1.429	09:11:58.563
10 -	<b>53.279</b>	28.225	<b>1:21.504 (1)</b>	<b>87.41</b>		<b>09:13:20.067</b>
11 -	53.666	28.270	1:21.936 (2)	86.95	0.432	09:14:42.003

P39 66 1000 Jonny HILL			Honda CBR1000 RR - Michael J Lonsdale Group			
IDEAL LAP TIME : 1:20.896		BEST LAP TIME : 1:21.562		DIFFERENCE : 0.666		
LAP	SECTOR 1	SECTOR 2	LAP TIME	MPH	DIFF	TIME OF DAY
1 -						09:00:52.053
2 -	59.898	29.136	1:29.034	80.02	7.472	09:02:21.087
3 -	54.850	27.962	1:22.812	86.03	1.250	09:03:43.899
4 -	54.345	<b>27.654</b>	1:21.999 (3)	86.88	0.437	09:05:05.898
5 -	54.838	28.479	1:23.317	85.51	1.755	09:06:29.215
6 -	55.338	27.817	1:23.155	85.67	1.593	09:07:52.370
7 -	54.796	27.965	1:22.761	86.08	1.199	09:09:15.131
8 -	53.305	28.285	1:21.590 (2)	87.32	0.028	09:10:36.721
9 -	54.011	28.335	1:22.346	86.52	0.784	09:11:59.067
10 -	<b>53.242</b>	28.320	<b>1:21.562 (1)</b>	<b>87.35</b>		<b>09:13:20.629</b>
11 -	54.700	28.392	1:23.092	85.74	1.530	09:14:43.721

Weather / Track : Cloudy / Dry

Donington Park National  
Circuit Length = 1.9790 miles  
Start: 09:00 Flag 09:13 End: 09:15

# BMCRC - MRO Championships 2021 - Rnd 5 @ Donington National

## Thunderbike Extreme & Ultra & Rookie 1000

### QUALIFYING - SECTOR ANALYSIS



SECTOR 1 = FL to I1, SECTOR 2 = I1 to FL, DIFF = Difference To Personal Best Lap, P = Crossed Finish Line in Pit Lane, D = Time Disallowed

P40 119 E Simon HEALEY			Yamaha R1 - Popular Tyres Ltd / Pro Parts Ltd			
IDEAL LAP TIME : 1:21.216		BEST LAP TIME : 1:21.565		DIFFERENCE : 0.349		
LAP	SECTOR 1	SECTOR 2	LAP TIME	MPH	DIFF	TIME OF DAY
1 -						09:00:47.239
2 -	59.681	30.128	1:29.809	79.33	8.244	09:02:17.048
3 -	55.120	28.915	1:24.035	84.78	2.470	09:03:41.083
4 -	53.681	29.724	1:23.405	85.42	1.840	09:05:04.488
5 -	54.008	28.599	1:22.607	86.24	1.042	09:06:27.095
6 -	53.698	<b>27.867</b>	<b>1:21.565 (1)</b>	<b>87.34</b>		<b>09:07:48.660</b>
7 -	53.664	28.200	1:21.864 (3)	87.03	0.299	09:09:10.524
8 -	53.577	28.803	1:22.380	86.48	0.815	09:10:32.904
9 -	55.831	28.646	1:24.477	84.33	2.912	09:11:57.381
10 -	<b>53.349</b>	28.332	1:21.681 (2)	87.22	0.116	09:13:19.062
11 -	54.241	28.373	1:22.614	86.24	1.049	09:14:41.676

P41 24 E Mark REYNOLDS			Aprilia MILLE -			
IDEAL LAP TIME : 1:22.032		BEST LAP TIME : 1:22.035		DIFFERENCE : 0.003		
LAP	SECTOR 1	SECTOR 2	LAP TIME	MPH	DIFF	TIME OF DAY
1 -						09:00:38.762
2 -	1:01.989	30.677	1:32.666	76.88	10.631	09:02:11.428
3 -	56.158	29.246	1:25.404	83.42	3.369	09:03:36.832
4 -	54.385	30.911	1:25.296	83.52	3.261	09:05:02.128
5 -	55.719	29.441	1:25.160	83.66	3.125	09:06:27.288
6 -	54.779	29.809	1:24.588	84.22	2.553	09:07:51.876
7 -	53.954	28.666	1:22.620 (3)	86.23	0.585	09:09:14.496
8 -	53.415	<b>28.620</b>	<b>1:22.035 (1)</b>	<b>86.84</b>		<b>09:10:36.531</b>
9 -	<b>53.412</b>	28.944	1:22.356 (2)	86.51	0.321	09:11:58.887
10 -	54.061	28.638	1:22.699	86.15	0.664	09:13:21.586
11 -	54.479	28.682	1:23.161	85.67	1.126	09:14:44.747

P42 201 U Scott WEST			Suzuki GSXR1000 -			
IDEAL LAP TIME : 1:22.039		BEST LAP TIME : 1:22.039		DIFFERENCE : 0.000		
LAP	SECTOR 1	SECTOR 2	LAP TIME	MPH	DIFF	TIME OF DAY
1 -						09:00:49.773
2 -	1:01.176	29.525	1:30.701	78.55	8.662	09:02:20.474
3 -	54.637	28.037	1:22.674	86.17	0.635	09:03:43.148
4 -	54.191	28.294	1:22.485	86.37	0.446	09:05:05.633
5 -	54.629	28.778	1:23.407	85.42	1.368	09:06:29.040
6 -	54.881	28.231	1:23.112	85.72	1.073	09:07:52.152
7 -	54.618	28.099	1:22.717	86.13	0.678	09:09:14.869
8 -	54.130	28.052	1:22.182 (2)	86.69	0.143	09:10:37.051
9 -	54.131	28.222	1:22.353 (3)	86.51	0.314	09:11:59.404
10 -	<b>54.027</b>	<b>28.012</b>	<b>1:22.039 (1)</b>	<b>86.84</b>		<b>09:13:21.443</b>
11 -	54.179	28.681	1:22.860	85.98	0.821	09:14:44.303

P43 147 1000 Mark SKEVINGTON			Suzuki GSXR 1000 - Teknimek Engineering Ltd			
IDEAL LAP TIME : 1:21.987		BEST LAP TIME : 1:22.148		DIFFERENCE : 0.161		
LAP	SECTOR 1	SECTOR 2	LAP TIME	MPH	DIFF	TIME OF DAY
1 -						09:01:28.579
2 -	1:01.646	30.181	1:31.827	77.58	9.679	09:03:00.406
3 -	58.486	29.074	1:27.560	81.36	5.412	09:04:27.966
4 -	56.789	<b>28.168</b>	1:24.957	83.86	2.809	09:05:52.923
5 -	54.973	52.422	1:47.395	66.34	25.247	09:07:40.318
6 -	56.488	29.336	1:25.824	83.01	3.676	09:09:06.142
7 -	57.316	28.986	1:26.302	82.55	4.154	09:10:32.444
8 -	55.069	28.293	1:23.362 (2)	85.46	1.214	09:11:55.806
9 -	<b>53.819</b>	28.329	<b>1:22.148 (1)</b>	<b>86.72</b>		<b>09:13:17.954</b>
10 -	55.413	29.009	1:24.422 (3)	84.39	2.274	09:14:42.376

Weather / Track : Cloudy / Dry

Donington Park National  
Circuit Length = 1.9790 miles  
Start: 09:00 Flag 09:13 End: 09:15

# BMCR - MRO Championships 2021 - Rnd 5 @ Donington National

## Thunderbike Extreme & Ultra & Rookie 1000

### QUALIFYING - SECTOR ANALYSIS



SECTOR 1 = FL to I1, SECTOR 2 = I1 to FL, DIFF = Difference To Personal Best Lap, P = Crossed Finish Line in Pit Lane, D = Time Disallowed

P44 180 1000 Mark OVEL			Yamaha R1 - I NEED A SPONSOR			
IDEAL LAP TIME : 1:22.228		BEST LAP TIME : 1:22.922		DIFFERENCE : 0.694		
LAP	SECTOR 1	SECTOR 2	LAP TIME	MPH	DIFF	TIME OF DAY
1 -						09:00:49.188
2 -	1:03.157	30.689	1:33.846	75.91	10.924	09:02:23.034
3 -	58.352	29.432	1:27.784	81.16	4.862	09:03:50.818
4 -	56.352	28.425	1:24.777	84.03	1.855	09:05:15.595
5 -	56.265	28.405	1:24.670	84.14	1.748	09:06:40.265
6 -	57.279	29.471	1:26.750	82.12	3.828	09:08:07.015
7 -	55.529	<b>27.984</b>	1:23.513 (2)	85.31	0.591	09:09:30.528
8 -	55.510	28.531	1:24.041	84.77	1.119	09:10:54.569
9 -	55.366	29.443	1:24.809	84.00	1.887	09:12:19.378
10 -	55.316	28.676	1:23.992 (3)	84.82	1.070	09:13:43.370
11 -	<b>54.244</b>	28.678	<b>1:22.922 (1)</b>	<b>85.91</b>		<b>09:15:06.292</b>

P45 6 E Andrew FIRTH			Yamaha YZF-R1 - LTRmotorcycles.co.uk / Palmer Race Skool /			
IDEAL LAP TIME : 1:22.833		BEST LAP TIME : 1:22.955		DIFFERENCE : 0.122		
LAP	SECTOR 1	SECTOR 2	LAP TIME	MPH	DIFF	TIME OF DAY
1 -						09:01:02.744
2 -	59.902	29.193	1:29.095	79.96	6.140	09:02:31.839
3 -	55.619	29.367	1:24.986	83.83	2.031	09:03:56.825
4 -	57.551	29.685	1:27.236	81.67	4.281	09:05:24.061
5 -	55.460	29.365	1:24.825	83.99	1.870	09:06:48.886
6 -	57.422	30.548	1:27.970	80.98	5.015	09:08:16.856
7 -	55.609	28.997	1:24.606	84.20	1.651	09:09:41.462
8 -	<b>54.229</b>	28.726	<b>1:22.955 (1)</b>	<b>85.88</b>		<b>09:11:04.417</b>
9 -	54.683	28.765	1:23.448 (2)	85.37	0.493	09:12:27.865
10 -	55.010	<b>28.604</b>	1:23.614	85.20	0.659	09:13:51.479
11 -	54.534	29.014	1:23.548 (3)	85.27	0.593	09:15:15.027

P46 35 E Stephen HARVEY			Yamaha YZF R1 -			
IDEAL LAP TIME : 1:22.415		BEST LAP TIME : 1:23.049		DIFFERENCE : 0.634		
LAP	SECTOR 1	SECTOR 2	LAP TIME	MPH	DIFF	TIME OF DAY
1 -						09:00:52.944
2 -	1:02.959	30.435	1:33.394	76.28	10.345	09:02:26.338
3 -	56.077	29.816	1:25.893	82.94	2.844	09:03:52.231
4 -	57.772	29.090	1:26.862	82.02	3.813	09:05:19.093
5 -	54.651	29.521	1:24.172 (3)	84.64	1.123	09:06:43.265
6 -	54.858	30.000	1:24.858	83.95	1.809	09:08:08.123
7 -	55.255	<b>28.628</b>	1:23.883 (2)	84.93	0.834	09:09:32.006
8 -	54.237	29.985	1:24.222	84.59	1.173	09:10:56.228
9 -	54.143	28.906	<b>1:23.049 (1)</b>	<b>85.78</b>		<b>09:12:19.277</b>
10 -	<b>53.787</b>	IN PIT	1:32.082 P	77.37	9.033	09:13:51.359

P47 45 1000 Glenn SMITH			Kawasaki ZX10R -			
IDEAL LAP TIME : 1:22.531		BEST LAP TIME : 1:23.108		DIFFERENCE : 0.577		
LAP	SECTOR 1	SECTOR 2	LAP TIME	MPH	DIFF	TIME OF DAY
1 -						09:00:44.817
2 -	58.942	30.328	1:29.270	79.81	6.162	09:02:14.087
3 -	56.382	28.646	1:25.028	83.79	1.920	09:03:39.115
4 -	<b>54.576</b>	29.566	1:24.142	84.67	1.034	09:05:03.257
5 -	55.153	<b>27.955</b>	<b>1:23.108 (1)</b>	<b>85.72</b>		<b>09:06:26.365</b>
6 -	55.184	28.630	1:23.814 (3)	85.00	0.706	09:07:50.179
7 -	55.387	29.189	1:24.576	84.23	1.468	09:09:14.755
8 -	55.357	28.418	1:23.775 (2)	85.04	0.667	09:10:38.530
9 -	54.995	29.090	1:24.085	84.73	0.977	09:12:02.615

Weather / Track : Cloudy / Dry

Donington Park National  
Circuit Length = 1.9790 miles  
Start: 09:00 Flag 09:13 End: 09:15

# BMCR - MRO Championships 2021 - Rnd 5 @ Donington National

## Thunderbike Extreme & Ultra & Rookie 1000

### QUALIFYING - SECTOR ANALYSIS



SECTOR 1 = FL to I1, SECTOR 2 = I1 to FL, DIFF = Difference To Personal Best Lap, P = Crossed Finish Line in Pit Lane, D = Time Disallowed

P48 103 E Craig GOFFORD			Yamaha R1 4XV - Meala Racing Development			
IDEAL LAP TIME : 1:23.428		BEST LAP TIME : 1:23.428	DIFFERENCE : 0.000			
LAP	SECTOR 1	SECTOR 2	LAP TIME	MPH	DIFF	TIME OF DAY
1 -						09:01:21.558
2 -	59.656	31.243	1:30.899	78.37	7.471	09:02:52.457
3 -	57.220	30.026	1:27.246	81.66	3.818	09:04:19.703
4 -	56.361	29.957	1:26.318	82.53	2.890	09:05:46.021
5 -	56.200	30.381	1:26.581	82.28	3.153	09:07:12.602
6 -	56.016	28.986	1:25.002 (2)	83.81	1.574	09:08:37.604
7 -	55.257	30.101	1:25.358	83.46	1.930	09:10:02.962
8 -	<b>54.739</b>	<b>28.689</b>	<b>1:23.428 (1)</b>	<b>85.39</b>		<b>09:11:26.390</b>
9 -	55.229	29.831	1:25.060 (3)	83.76	1.632	09:12:51.450
10 -	55.681	30.039	1:25.720	83.11	2.292	09:14:17.170

P49 888 1000 Paul FAGG			Honda CBR 1000RR -			
IDEAL LAP TIME : 1:22.880		BEST LAP TIME : 1:23.984	DIFFERENCE : 1.104			
LAP	SECTOR 1	SECTOR 2	LAP TIME	MPH	DIFF	TIME OF DAY
1 -						09:00:55.221
2 -	1:03.252	29.749	1:33.001	76.60	9.017	09:02:28.222
3 -	56.398	30.562	1:26.960	81.93	2.976	09:03:55.182
4 -	58.293	31.919	1:30.212	78.97	6.228	09:05:25.394
5 -	55.419	<b>28.565</b>	<b>1:23.984 (1)</b>	<b>84.83</b>		<b>09:06:49.378</b>
6 -	57.645	30.577	1:28.222	80.75	4.238	09:08:17.600
7 -	58.890	29.128	1:28.018	80.94	4.034	09:09:45.618
8 -	<b>54.315</b>	29.684	1:23.999 (2)	84.81	0.015	09:11:09.617
9 -	56.282	28.911	1:25.193 (3)	83.62	1.209	09:12:34.810
10 -	56.447	IN PIT	2:05.042 P	56.97	41.058	09:14:39.852

P50 46 E Adrian DRAPER			Suzuki GSXR 750 - droopy racing uk			
IDEAL LAP TIME : 1:24.441		BEST LAP TIME : 1:24.907	DIFFERENCE : 0.466			
LAP	SECTOR 1	SECTOR 2	LAP TIME	MPH	DIFF	TIME OF DAY
1 -						09:01:00.554
2 -	1:03.645	31.296	1:34.941	75.04	10.034	09:02:35.495
3 -	57.992	30.423	1:28.415	80.58	3.508	09:04:03.910
4 -	56.533	29.557	1:26.090	82.75	1.183	09:05:30.000
5 -	55.855	29.348	1:25.203 (3)	83.61	0.296	09:06:55.203
6 -	55.663	<b>29.244</b>	<b>1:24.907 (1)</b>	<b>83.91</b>		<b>09:08:20.110</b>
7 -	56.988	29.846	1:26.834	82.04	1.927	09:09:46.944
8 -	55.855	30.085	1:25.940	82.90	1.033	09:11:12.884
9 -	<b>55.197</b>	29.731	1:24.928 (2)	83.89	0.021	09:12:37.812
10 -	56.520	32.368	1:28.888	80.15	3.981	09:14:06.700

P51 82 1000 Paul MORRIS			Suzuki GSXR 1000 - Rpm Performance & Engineering			
IDEAL LAP TIME : 1:25.016		BEST LAP TIME : 1:25.090	DIFFERENCE : 0.074			
LAP	SECTOR 1	SECTOR 2	LAP TIME	MPH	DIFF	TIME OF DAY
1 -						09:00:48.460
2 -	1:02.671	31.414	1:34.085	75.72	8.995	09:02:22.545
3 -	58.258	30.350	1:28.608	80.40	3.518	09:03:51.153
4 -	1:00.029	<b>29.333</b>	1:29.362	79.72	4.272	09:05:20.515
5 -	57.057	30.048	1:27.105	81.79	2.015	09:06:47.620
6 -	58.274	30.478	1:28.752	80.27	3.662	09:08:16.372
7 -	57.384	30.028	1:27.412	81.50	2.322	09:09:43.784
8 -	<b>55.683</b>	29.407	<b>1:25.090 (1)</b>	<b>83.73</b>		<b>09:11:08.874</b>
9 -	55.999	29.341	1:25.340 (2)	83.48	0.250	09:12:34.214
10 -	56.102	29.700	1:25.802 (3)	83.03	0.712	09:14:00.016

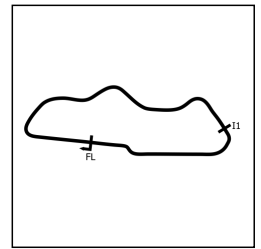
Weather / Track : Cloudy / Dry

Donington Park National  
Circuit Length = 1.9790 miles  
Start: 09:00 Flag 09:13 End: 09:15

# BMCRC - MRO Championships 2021 - Rnd 5 @ Donington National

## Thunderbike Extreme & Ultra & Rookie 1000

### QUALIFYING - SECTOR ANALYSIS



SECTOR 1 = FL to I1, SECTOR 2 = I1 to FL, DIFF = Difference To Personal Best Lap, P = Crossed Finish Line in Pit Lane, D = Time Disallowed

<b>P52 123 E Claire BECKETT</b>			Suzuki SV650 - P Sheils & Sons			
IDEAL LAP TIME : 1:25.796		BEST LAP TIME : 1:25.796		DIFFERENCE : 0.000		
LAP	SECTOR 1	SECTOR 2	LAP TIME	MPH	DIFF	TIME OF DAY
1 -						09:00:58.363
2 -	1:02.952	32.126	1:35.078	74.93	9.282	09:02:33.441
3 -	59.222	31.070	1:30.292	78.90	4.496	09:04:03.733
4 -	58.530	30.484	1:29.014	80.03	3.218	09:05:32.747
5 -	56.861	30.329	1:27.190	81.71	1.394	09:06:59.937
6 -	56.753	30.341	1:27.094 (3)	81.80	1.298	09:08:27.031
7 -	56.763	30.263	1:27.026 (2)	81.86	1.230	09:09:54.057
8 -	<b>56.040</b>	<b>29.756</b>	<b>1:25.796 (1)</b>	<b>83.04</b>		<b>09:11:19.853</b>
9 -	57.553	30.579	1:28.132	80.84	2.336	09:12:47.985
10 -	58.709	31.549	1:30.258	78.93	4.462	09:14:18.243

<b>P53 152 U Jason ALLEN</b>			Yamaha R1 4C8 - Reprobate tribe racing.			
IDEAL LAP TIME : 1:28.853		BEST LAP TIME : 1:29.017		DIFFERENCE : 0.164		
LAP	SECTOR 1	SECTOR 2	LAP TIME	MPH	DIFF	TIME OF DAY
1 -						09:00:38.388
2 -	1:01.957	30.671	1:32.628	76.91	3.611	09:02:11.016
3 -	1:00.288	30.691	1:30.979	78.31	1.962	09:03:41.995
4 -	1:00.876	30.644	1:31.520	77.84	2.503	09:05:13.515
5 -	1:00.311	32.310	1:32.621	76.92	3.604	09:06:46.136
6 -	59.791	30.770	1:30.561	78.67	1.544	09:08:16.697
7 -	59.265	31.034	1:30.299 (3)	78.90	1.282	09:09:46.996
8 -	1:00.927	30.798	1:31.725	77.67	2.708	09:11:18.721
9 -	<b>58.244</b>	30.773	<b>1:29.017 (1)</b>	<b>80.03</b>		<b>09:12:47.738</b>
10 -	58.678	<b>30.609</b>	1:29.287 (2)	79.79	0.270	09:14:17.025

<b>P54 18 E Stuart ALBON</b>			Honda 954 FIREBLADE - Winter Sun Skydiving			
IDEAL LAP TIME : 2:00.864		BEST LAP TIME : 2:00.864		DIFFERENCE : 0.000		
LAP	SECTOR 1	SECTOR 2	LAP TIME	MPH	DIFF	TIME OF DAY
1 -						09:00:59.171
2 -	<b>1:21.479</b>	<b>39.385</b>	<b>2:00.864 (1)</b>	<b>58.94</b>		<b>09:03:00.035</b>
3 -	1:23.141	43.801	2:06.942 (2)	56.12	6.078	09:05:06.977

# BMCRC - MRO Championships 2021 - Rnd 5 @ Donington National

## Thunderbike Extreme & Ultra & Rookie 1000

### QUALIFYING - BEST SECTORS

SECTOR 1				SECTOR 2				IDEAL / BEST COMPARISON				
POS	NO	NAME	TIME	NO	NAME	TIME	POS	NO	NAME	IDEAL	BEST	DIFF
									<b>PERFECT LAP</b>	<b>1:13.511</b>		
1	11	HARVEY	47.961	275	WILBY	25.550	1	11	HARVEY	1:13.644	1:13.974	0.330
2	275	WILBY	48.384	11	HARVEY	25.683	2	275	WILBY	1:13.934	1:14.184	0.250
3	5	KILLWORTH	48.789	53	McGLYNN	25.883	3	5	KILLWORTH	1:14.771	1:15.443	0.672
4	100	HUNTER	48.868	19	GRANT	25.900	4	100	HUNTER	1:15.086	1:15.086	0.000
5	961	SIM	49.215	5	KILLWORTH	25.982	5	19	GRANT	1:15.183	1:15.375	0.192
6	110	CLARKE	49.254	961	SIM	26.081	6	961	SIM	1:15.296	1:15.619	0.323
7	19	GRANT	49.283	110	CLARKE	26.097	7	110	CLARKE	1:15.351	1:15.742	0.391
8	1	SAUNDERS	49.312	1	SAUNDERS	26.126	8	1	SAUNDERS	1:15.438	1:15.498	0.060
9	29	DINSMORE	49.327	100	HUNTER	26.218	9	53	McGLYNN	1:15.532	1:15.680	0.148
10	58	SHEEHAN	49.423	58	SHEEHAN	26.252	10	58	SHEEHAN	1:15.675	1:16.354	0.679
11	53	McGLYNN	49.649	102	FEARN	26.290	11	29	DINSMORE	1:15.828	1:15.950	0.122
12	91	HARRISON	49.798	91	HARRISON	26.296	12	91	HARRISON	1:16.094	1:16.491	0.397
13	138	REVELEY	50.004	93	IRWIN	26.333	13	102	FEARN	1:16.429	1:16.429	0.000
14	17	KILLWORTH	50.011	258	FRIEND	26.390	14	258	FRIEND	1:16.430	1:16.610	0.180
15	258	FRIEND	50.040	138	REVELEY	26.459	15	138	REVELEY	1:16.463	1:16.463	0.000
16	77	MAY	50.063	508	McFADDEN	26.500	16	17	KILLWORTH	1:16.656	1:16.656	0.000
17	102	FEARN	50.139	29	DINSMORE	26.501	17	508	McFADDEN	1:16.677	1:16.677	0.000
18	508	McFADDEN	50.177	17	KILLWORTH	26.645	18	77	MAY	1:16.844	1:17.168	0.324
19	20	SWYER	50.274	63	WREN	26.663	19	20	SWYER	1:17.182	1:17.182	0.000
20	63	WREN	50.613	77	MAY	26.781	20	63	WREN	1:17.276	1:17.342	0.066
21	117	STAGG	51.048	32	FINLAYSON-GREEN	26.833	21	32	FINLAYSON-GREEN	1:17.903	1:18.175	0.272
22	32	FINLAYSON-GREEN	51.070	222	ROOKE	26.863	22	300	CARPENTER	1:17.960	1:18.310	0.350
23	300	CARPENTER	51.092	300	CARPENTER	26.868	23	41	ABRAHAM	1:18.287	1:18.287	0.000
24	41	ABRAHAM	51.329	20	SWYER	26.908	24	93	IRWIN	1:18.437	1:18.585	0.148
25	99	SIMMONS	51.515	165	BUTT	26.933	25	165	BUTT	1:18.478	1:18.581	0.103
26	165	BUTT	51.545	41	ABRAHAM	26.958	26	117	STAGG	1:18.567	1:18.794	0.227
27	107	WILLIAMSON	51.740	7	JENKINS	27.312	27	222	ROOKE	1:18.655	1:18.655	0.000
28	222	ROOKE	51.792	99	SIMMONS	27.450	28	99	SIMMONS	1:18.965	1:19.023	0.058
29	7	JENKINS	51.992	117	STAGG	27.519	29	7	JENKINS	1:19.304	1:19.624	0.320
30	93	IRWIN	52.104	23	ROSE	27.570	30	107	WILLIAMSON	1:19.329	1:19.329	0.000
31	23	ROSE	52.159	107	WILLIAMSON	27.589	31	23	ROSE	1:19.729	1:19.729	0.000
32	14	KILLWORTH	52.318	14	KILLWORTH	27.614	32	14	KILLWORTH	1:19.932	1:20.620	0.688
33	22	MAY	52.414	61	LEWIS	27.619	33	51	HOGARTH	1:20.378	1:20.753	0.375
34	51	HOGARTH	52.450	66	HILL	27.654	34	61	LEWIS	1:20.490	1:20.734	0.244
35	28	SPENCER	52.812	119	HEALEY	27.867	35	22	MAY	1:20.512	1:20.692	0.180
36	61	LEWIS	52.871	51	HOGARTH	27.928	36	66	HILL	1:20.896	1:21.562	0.666
37	55	HODGINS	53.007	45	SMITH	27.955	37	28	SPENCER	1:20.898	1:21.007	0.109
38	66	HILL	53.242	55	HODGINS	27.984	38	55	HODGINS	1:20.991	1:21.062	0.071
39	999	DWYER	53.279	180	OVEL	27.984	39	119	HEALEY	1:21.216	1:21.565	0.349
40	119	HEALEY	53.349	201	WEST	28.012	40	999	DWYER	1:21.348	1:21.504	0.156
41	24	REYNOLDS	53.412	999	DWYER	28.069	41	147	SKEVINGTON	1:21.987	1:22.148	0.161
42	35	HARVEY	53.787	28	SPENCER	28.086	42	24	REYNOLDS	1:22.032	1:22.035	0.003
43	147	SKEVINGTON	53.819	22	MAY	28.098	43	201	WEST	1:22.039	1:22.039	0.000
44	201	WEST	54.027	147	SKEVINGTON	28.168	44	180	OVEL	1:22.228	1:22.922	0.694
45	6	FIRTH	54.229	888	FAGG	28.565	45	35	HARVEY	1:22.415	1:23.049	0.634
46	180	OVEL	54.244	6	FIRTH	28.604	46	45	SMITH	1:22.531	1:23.108	0.577
47	888	FAGG	54.315	24	REYNOLDS	28.620	47	6	FIRTH	1:22.833	1:22.955	0.122
48	45	SMITH	54.576	35	HARVEY	28.628	48	888	FAGG	1:22.880	1:23.984	1.104
49	103	GOFFORD	54.739	103	GOFFORD	28.689	49	103	GOFFORD	1:23.428	1:23.428	0.000
50	46	DRAPER	55.197	46	DRAPER	29.244	50	46	DRAPER	1:24.441	1:24.907	0.466
51	82	MORRIS	55.683	82	MORRIS	29.333	51	82	MORRIS	1:25.016	1:25.090	0.074
52	123	BECKETT	56.040	123	BECKETT	29.756	52	123	BECKETT	1:25.796	1:25.796	0.000
53	152	ALLEN	58.244	152	ALLEN	30.609	53	152	ALLEN	1:28.853	1:29.017	0.164
54	18	ALBON	1:21.479	18	ALBON	39.385	54	18	ALBON	2:00.864	2:00.864	0.000

Weather / Track : Cloudy / Dry

Donington Park National  
Circuit Length = 1.9790 miles  
Start: 09:00 Flag 09:13 End: 09:15

Results can be found at [www.tsl-timing.com](http://www.tsl-timing.com)

Printed - 09:15 Saturday, 04 September 2021

# BMCRC - MRO Championships 2021 - Rnd 5 @ Donington National

## Thunderbike Extreme & Ultra & Rookie 1000

### QUALIFYING - STATISTICS

**Competitors Started** 54  
**Planned Start** 2021-09-04 @ 09:00:00.000  
**Actual Start** 2021-09-04 @ 09:00:16.320  
**Finish Time** 2021-09-04 @ 09:13:52.914  
**Track Length** 1.9790mi.  
**Total Laps** 565  
**Total Distance Covered** 1118.1729mi.

### Session Fastest Lap History

NO	CL	NAME	LAP TIME	TIME OF DAY	LAP	VEHICLE
51	E	Michael HOGARTH	1:24.522	09:01:57.461	2	Honda SP1 RC-51
1	E	Andrew SAUNDERS	1:22.787	09:01:59.336	2	Suzuki GSXR 750 K1
53	1000	Seamus McGLYNN	1:22.620	09:01:59.568	2	Yamaha R1
5	U	Stacey KILLWORTH	1:22.136	09:02:05.579	2	Suzuki GSXR 1000
53	1000	Seamus McGLYNN	1:16.245	09:03:15.814	3	Yamaha R1
5	U	Stacey KILLWORTH	1:15.565	09:05:56.205	5	Suzuki GSXR 1000
11	U	Josh HARVEY	1:15.336	09:06:52.463	3	Yamaha R1
100	1000	Antony HUNTER	1:15.086	09:07:20.929	6	Kawasaki ZX10
275	U	Mark WILBY	1:14.335	09:08:44.020	7	Suzuki GSXR1000
275	U	Mark WILBY	1:14.184	09:09:58.204	8	Suzuki GSXR1000
11	U	Josh HARVEY	1:13.974	09:14:24.917	9	Yamaha R1

### Flag History

TYPE	TIME OF DAY
GREEN	09:00:16.320
FINISH	09:13:52.914

### Flag Statistics

TYPE	COUNT	TOTAL LAPS	TOTAL TIME
Green	1	12	15:07.180
Red	0	0	0.000
Safety Car	0	0	0.000
FCY	0	0	0.000

Weather / Track : Cloudy / Dry

Results can be found at [www.tsl-timing.com](http://www.tsl-timing.com)

Page 1 of 4

Donington Park National  
Circuit Length = 1.9790 miles  
Start: 09:00 Flag 09:13 End: 09:15

Printed - 09:16 Saturday, 04 September 2021

# BMCRC - MRO Championships 2021 - Rnd 5 @ Donington National

## Thunderbike Extreme & Ultra & Rookie 1000

### QUALIFYING - STATISTICS

CLASS : E

19 Starters

#### Fastest Lap History

NO	NAME	LAP TIME	TIME OF DAY	LAP	VEHICLE
51	Michael HOGARTH	1:24.522	09:01:57.461	2	Honda SP1 RC-51
1	Andrew SAUNDERS	1:22.787	09:01:59.336	2	Suzuki GSXR 750 K1
1	Andrew SAUNDERS	1:18.668	09:03:18.005	3	Suzuki GSXR 750 K1
1	Andrew SAUNDERS	1:16.336	09:04:34.340	4	Suzuki GSXR 750 K1
961	Jack SIM	1:15.619	09:07:16.938	6	Yamaha R6
1	Andrew SAUNDERS	1:15.498	09:10:56.824	9	Suzuki GSXR 750 K1



# BMCRC - MRO Championships 2021 - Rnd 5 @ Donington National

## Thunderbike Extreme & Ultra & Rookie 1000

### QUALIFYING - STATISTICS

CLASS : U

17 Starters

#### Fastest Lap History

NO	NAME	LAP TIME	TIME OF DAY	LAP	VEHICLE
41	David ABRAHAM	1:24.361	09:02:04.284	2	Yamaha R1
5	Stacey KILLWORTH	1:22.136	09:02:05.579	2	Suzuki GSXR 1000
5	Stacey KILLWORTH	1:17.638	09:03:23.221	3	Suzuki GSXR 1000
5	Stacey KILLWORTH	1:17.419	09:04:40.640	4	Suzuki GSXR 1000
275	Mark WILBY	1:17.190	09:04:56.218	4	Suzuki GSXR1000
5	Stacey KILLWORTH	1:15.565	09:05:56.205	5	Suzuki GSXR 1000
11	Josh HARVEY	1:15.336	09:06:52.463	3	Yamaha R1
275	Mark WILBY	1:14.335	09:08:44.020	7	Suzuki GSXR1000
275	Mark WILBY	1:14.184	09:09:58.204	8	Suzuki GSXR1000
11	Josh HARVEY	1:13.974	09:14:24.917	9	Yamaha R1

Weather / Track : Cloudy / Dry

Donington Park National  
Circuit Length = 1.9790 miles  
Start: 09:00 Flag 09:13 End: 09:15

# BMCRC - MRO Championships 2021 - Rnd 5 @ Donington National

## Thunderbike Extreme & Ultra & Rookie 1000

### QUALIFYING - STATISTICS

CLASS : 1000

20 Starters

#### Fastest Lap History

NO	NAME	LAP TIME	TIME OF DAY	LAP	VEHICLE
53	Seamus McGLYNN	1:22.620	09:01:59.568	2	Yamaha R1
53	Seamus McGLYNN	1:16.245	09:03:15.814	3	Yamaha R1
19	Lee GRANT	1:16.020	09:05:57.035	5	Yamaha R1M
19	Lee GRANT	1:15.859	09:07:12.892	6	Yamaha R1M
100	Antony HUNTER	1:15.086	09:07:20.929	6	Kawasaki ZX10

# BMCRC - MRO Championships 2021 - Rnd 5 @ Donington National



## Thunderbike Extreme & Ultra

### RACE 1 - GRID (7 Laps)



ROW 12	36	2:00.864	18	Stuart ALBON	35	1:29.017	152	Jason ALLEN	34	1:25.796	123	Claire BECKETT		
ROW 11			33	1:24.907	46	Adrian DRAPER	32	1:23.428	103	Craig GOFFORD	31	1:23.049	35	Stephen HARVEY
ROW 10	30	1:22.955	6	Andrew FIRTH	29	1:22.039	201	Scott WEST	28	1:22.035	24	Mark REYNOLDS		
ROW 9			27	1:21.565	119	Simon HEALEY	26	1:21.504	999	Jack DWYER	25	1:21.062	55	Nick HODGINS
ROW 8	24	1:21.007	28	David SPENCER	23	1:20.753	51	Michael HOGARTH	22	1:20.692	22	Matthew MAY		
ROW 7			21	1:20.620	14	Nick KILLWORTH	20	1:19.729	23	Justin ROSE	19	1:19.624	7	Seb JENKINS
ROW 6	18	1:19.023	99	Michael SIMMONS	17	1:18.794	117	Raymond STAGG	16	1:18.581	165	Richard BUTT		
ROW 5			15	1:18.287	41	David ABRAHAM	14	1:17.342	63	Matthew WREN	13	1:17.182	20	Connor SWYER
ROW 4	12	1:17.168	77	David MAY	11	1:16.656	17	Jordan KILLWORTH	10	1:16.610	258	Ande FRIEND		
ROW 3			9	1:16.463	138	James REVELEY	8	1:16.429	102	James FEARN	7	1:16.354	58	James SHEEHAN
ROW 2	6	1:15.950	29	Cecil DINSMORE	5	1:15.619	961	Jack SIM	4	1:15.498	1	Andrew SAUNDERS		
ROW 1			3	1:15.443	5	Stacey KILLWORTH	2	1:14.184	275	Mark WILBY	1	1:13.974	11	Josh HARVEY
														<b>Pole</b>

These results are provisional until the conclusion of any judicial and technical matters.

Donington Park National  
Circuit Length = 1.9790 miles

Clerk Of Course :	Stewards :	Timekeeper :
-------------------	------------	--------------

Results can be found at [www.tsl-timing.com](http://www.tsl-timing.com)

Printed - 09:17 Saturday, 04 September 2021



# BMCRC - MRO Championships 2021 - Rnd 5 @ Donington National

## Team Respro MRO 600 & BMCRC Rookie 600

### QUALIFYING - CLASSIFICATION



CONTRACTORS LTD

POS	NO	CL	PIC NAME	ENTRY	TIME	ON	LAPS	GAP	DIFF	MPH
1	9		1 Glenn WALSH	Yamaha R6 - Walters Medical	1:13.028	9	10			97.56
2	56		2 Michael MILLS	Yamaha R6 - A51 Racing, The Wokingham Bar Compa	1:13.221	5	11	0.193	0.193	97.30
3	173		3 Stephen DRAPER	Yamaha R6 -	1:13.407	10	11	0.379	0.186	97.05
4	74	C	1 Steven GAGG	Yamaha R6 - LCE Services/SES Engineering	1:13.496	10	11	0.468	0.089	96.93
5	556*	C	2 Tommy FIELDING	Yamaha R6 - Exersci Fitness Products	1:13.570	7	11	0.542	0.074	96.84
6	2		4 Andrew GILL	Kawasaki ZX6R -	1:14.148	7	10	1.120	0.578	96.08
7	188		5 Dawid KRAWIECKI	Yamaha R6 - Code Blue LTD & D A East Electrical	1:14.342	8	11	1.314	0.194	95.83
8	154		6 Shane NORVAL	Yamaha R6 - European Shoe Machinery	1:14.546	9	11	1.518	0.204	95.57
9	125	C	3 Scott STONE	Kawasaki ZX6R - Beaumont racing	1:14.732	8	11	1.704	0.186	95.33
10	13		7 Doug EDMONDSON	Triumph DAYTONA - Stan Stephens Tuning	1:14.746	9	11	1.718	0.014	95.31
11	321		8 Martin MORRIS	Kawasaki ZX6R - Morris Racing, Obsession Engineerin	1:14.784	9	11	1.756	0.038	95.26
12	134		9 Donald GILBERT	Kawasaki ZX6R - S and N tyres	1:14.827	9	10	1.799	0.043	95.21
13	169	C	4 Gareth CUNNINGHAM	Yamaha R6 - Right gear motorcycles	1:14.896	10	11	1.868	0.069	95.12
14	818	C	5 Alex BARKER	Yamaha R6 - Barker Woodrow LTD	1:15.008	6	11	1.980	0.112	94.98
15	7	C	6 Thomas BENSTED	Triumph Daytona 675R - Significant Debt Racing	1:15.046	10	11	2.018	0.038	94.93
16	95		10 Grant ROBERTSON	Kawasaki ZX6R -	1:15.188	11	11	2.160	0.142	94.75
17	23		11 Gary VINES	Honda CBR -	1:15.395	10	10	2.367	0.207	94.49
18	200		12 Dan BURNHAM	Triumph DAYTONA 675 - BDR RACING / KY JAX	1:15.405	6	11	2.377	0.010	94.48
19	231		13 Marcus SIMPSON	Yamaha R6 - JPS Racing	1:15.453	9	11	2.425	0.048	94.42
20	111		14 Ryan FOLKES	Triumph DAYTONA 675 - Carl Harrison Motorcycle Servi	1:15.733	11	11	2.705	0.280	94.07
21	37	C	7 Alexander LATHAM	Triumph DAYTONA - BR-8 / McCrash Racing	1:15.755	8	11	2.727	0.022	94.04
22	192	C	8 Daniel MOFFA	Kawasaki ZX6R - DM Racing	1:16.334	8	11	3.306	0.579	93.33
23	132	C	9 Mitchell GILBERT	Suzuki GSXR 600 - The Asap group	1:16.342	11	11	3.314	0.008	93.32
24	63		15 Michael MACE	Yamaha R6 - Kevin Marshall	1:16.447	9	11	3.419	0.105	93.19
25	100	C	10 Craig HOWTON	Kawasaki ZX6R - ME	1:16.713	8	10	3.685	0.266	92.87
26	60		16 Jack YOUNGE	Yamaha R6 - Chase Timber / iceni motorcycles	1:17.082	9	11	4.054	0.369	92.42
27	179	600	2 Thomas GARNER	Yamaha R6 -	1:17.191	9	11	4.163	0.109	92.29
28	90	600	3 Adam GATHERCOLE	Triumph DAYTONA 675 - Ride In Bike Tyres	1:17.470	6	11	4.442	0.279	91.96
29	118		17 Jim COYLE	Triumph 675 - Big Jim RIP	1:17.603	8	11	4.575	0.133	91.80
30	624	C	11 Matthew FEDRICK	Yamaha R6 - Matthew Fedrick farriers ltd/ Palmer Race	1:17.861	4	8	4.833	0.258	91.50
31	8	C	12 Dave SAUNDERS	Honda CBR600 - ETR Building & Civil Engineering Ltd	1:18.078	10	11	5.050	0.217	91.25
32	51		18 Ross CLARKE	Kawasaki ZX6R - Ross clarke Farriery	1:18.215	11	11	5.187	0.137	91.09
33	165*	C	13 Joshua HUMPHRIES	Yamaha R6 - GME Electrical racing	1:18.273	9	11	5.245	0.058	91.02
34	284	C	14 Matthew SEEDS	Kawasaki ZX6R - Homeplan	1:18.334	10	10	5.306	0.061	90.95
35	501	600	4 Ashley COID	Kawasaki ZX636R -	1:18.582	8	11	5.554	0.248	90.66
36	43	C	15 Daniel SALES	Yamaha R6 - Team Freddie, Ron & Frankie	1:19.144	10	10	6.116	0.562	90.02
37	22	600	5 Matt GATHERCOLE	Kawasaki ZX6R - Ride In Bike Tyres	1:19.432	5	11	6.404	0.288	89.69
38	83		19 Talan SKEELS-PIGGINS	Yamaha R6 - Talan Racing	1:19.617	7	10	6.589	0.185	89.48
39	636	600	6 Matthew MILLS	Kawasaki ZX6R -	1:19.717	10	10	6.689	0.100	89.37
40	331		20 Tim BURROWS	Yamaha R6 -	1:20.040	10	10	7.012	0.323	89.01
41	212	C	16 Matt PALLET	Kawasaki ZX6R - In.timber	1:20.440	11	11	7.412	0.400	88.57
42	686	600	8 Liam SPILLER	Yamaha R6 - LD Renovate Ltd	1:20.775	9	10	7.747	0.335	88.20
43	50		21 Aditya Singh BEHAL	Yamaha YZF-R6 - Urban Nomads Racing	1:20.819	8	9	7.791	0.044	88.15
44	28	600	9 Craig BICKNELL	Yamaha R6 - On Point Security LTD	1:21.143	7	10	8.115	0.324	87.80
45	155		22 Richard LAMBOURNE	Yamaha R6 - D and A Lambourne	1:21.244	10	10	8.216	0.101	87.69
46	117	C	17 Benjamin STONARD	Yamaha R6 - BJ Signs & Decals LTD	1:21.296	4	9	8.268	0.052	87.63
47	62	600	10 Oliver NUNN	Yamaha R6 - Intertechnik UK & STVL	1:21.535	10	10	8.507	0.239	87.38
48	155	600	11 Eliot SMITH	Honda CBR600RR - Pro-Moto Europe Ltd	1:23.051	8	10	10.023	1.516	85.78
49	371	600	12 Billy HUTCHINGS	Yamaha R6 -	1:23.326	10	10	10.298	0.275	85.50
50	41	600	13 Daniel NURRISH	Yamaha R6 - Dcn Autobody	1:27.323	10	10	14.295	3.997	81.58
51	42	600	14 Kai EVANS	Suzuki GSXR 600 - CBS Ltd Construction and Enginee	1:27.459	8	10	14.431	0.136	81.46
52	23	600	15 Carl WATSON	Kawasaki ZX6R - Roofworks/Raw K9 Nutrition	1:34.639	6	6	21.611	7.180	75.28
53	63	600	16 Robert BUSH	Suzuki GSXR 600 - Legacy Racing	1:37.607	7	9	24.579	2.968	72.99
54	92	C	18 James WELCH	Yamaha R6 -			1			

\* Bike 165 - Please fit a working transponder

\* Bike 565 - Intermittent transponder signal, please check wiring

Clerk Of Course :	Stewards :	Timekeeper :
-------------------	------------	--------------

Results can be found at [www.tsl-timing.com](http://www.tsl-timing.com)

Printed - 09:45 Saturday, 04 September 2021



# BMCRC - MRO Championships 2021 - Rnd 5 @ Donington National

Team Respro MRO 600 & BMCRC Rookie 600

## QUALIFYING - SECTOR ANALYSIS



SECTOR 1 = FL to I1, SECTOR 2 = I1 to FL, DIFF = Difference To Personal Best Lap, P = Crossed Finish Line in Pit Lane, D = Time Disallowed

P1 9		Glenn WALSH		Yamaha R6 - Walters Medical			
IDEAL LAP TIME : 1:13.028		BEST LAP TIME : 1:13.028		DIFFERENCE : 0.000			
LAP	SECTOR 1	SECTOR 2	LAP TIME	MPH	DIFF	TIME OF DAY	
1 -						09:30:54.702	
2 -	53.579	28.285	1:21.864	87.03	8.836	09:32:16.566	
3 -	51.683	IN PIT	1:23.082	P 85.75	10.054	09:33:39.648	
4 -	OUTLAP	27.157	1:53.598	62.71	40.570	09:35:33.246	
5 -	48.644	25.960	1:14.604	(2) 95.49	1.576	09:36:47.850	
6 -	52.605	IN PIT	1:23.915	P 84.90	10.887	09:38:11.765	
7 -	OUTLAP	28.399	2:10.824	54.45	57.796	09:40:22.589	
8 -	49.674	25.904	1:15.578	(3) 94.26	2.550	09:41:38.167	
9 -	<b>47.738</b>	<b>25.290</b>	<b>1:13.028</b>	(1) <b>97.56</b>		<b>09:42:51.195</b>	
10 -	52.574	32.703	1:25.277	83.54	12.249	09:44:16.472	

P2 56		Michael MILLS		Yamaha R6 - A51 Racing, The Wokingham Bar Company			
IDEAL LAP TIME : 1:13.154		BEST LAP TIME : 1:13.221		DIFFERENCE : 0.067			
LAP	SECTOR 1	SECTOR 2	LAP TIME	MPH	DIFF	TIME OF DAY	
1 -						09:31:12.364	
2 -	56.430	29.475	1:25.905	82.93	12.684	09:32:38.269	
3 -	49.172	26.855	1:16.027	93.71	2.806	09:33:54.296	
4 -	53.667	27.135	1:20.802	88.17	7.581	09:35:15.098	
5 -	<b>47.622</b>	25.599	<b>1:13.221</b>	(1) <b>97.30</b>		<b>09:36:28.319</b>	
6 -	49.415	26.457	1:15.872	93.90	2.651	09:37:44.191	
7 -	55.014	27.585	1:22.599	86.25	9.378	09:39:06.790	
8 -	48.050	25.785	1:13.835	(3) 96.49	0.614	09:40:20.625	
9 -	50.098	26.931	1:17.029	92.49	3.808	09:41:37.654	
10 -	47.691	<b>25.532</b>	1:13.223	(2) 97.30	0.002	09:42:50.877	
11 -	52.356	32.462	1:24.818	83.99	11.597	09:44:15.695	

P3 173		Stephen DRAPER		Yamaha R6 -			
IDEAL LAP TIME : 1:13.373		BEST LAP TIME : 1:13.407		DIFFERENCE : 0.034			
LAP	SECTOR 1	SECTOR 2	LAP TIME	MPH	DIFF	TIME OF DAY	
1 -						09:31:11.729	
2 -	56.854	27.826	1:24.680	84.13	11.273	09:32:36.409	
3 -	50.534	26.845	1:17.379	92.07	3.972	09:33:53.788	
4 -	50.961	26.713	1:17.674	91.72	4.267	09:35:11.462	
5 -	49.200	26.117	1:15.317	(3) 94.59	1.910	09:36:26.779	
6 -	49.361	26.885	1:16.246	93.44	2.839	09:37:43.025	
7 -	56.082	28.092	1:24.174	84.64	10.767	09:39:07.199	
8 -	48.833	<b>25.555</b>	1:14.388	(2) 95.77	0.981	09:40:21.587	
9 -	49.428	26.092	1:15.520	94.34	2.113	09:41:37.107	
10 -	<b>47.818</b>	25.589	<b>1:13.407</b>	(1) <b>97.05</b>		<b>09:42:50.514</b>	
11 -	51.272	30.555	1:21.827	87.06	8.420	09:44:12.341	

P4 74 C		Steven GAGG		Yamaha R6 - LCE Services/SES Engineering			
IDEAL LAP TIME : 1:13.496		BEST LAP TIME : 1:13.496		DIFFERENCE : 0.000			
LAP	SECTOR 1	SECTOR 2	LAP TIME	MPH	DIFF	TIME OF DAY	
1 -						09:31:21.282	
2 -	54.901	27.800	1:22.701	86.14	9.205	09:32:43.983	
3 -	50.811	26.720	1:17.531	91.89	4.035	09:34:01.514	
4 -	49.970	27.302	1:17.272	92.20	3.776	09:35:18.786	
5 -	53.428	26.631	1:20.059	88.99	6.563	09:36:38.845	
6 -	48.882	25.926	1:14.808	(3) 95.23	1.312	09:37:53.653	
7 -	49.334	26.224	1:15.558	94.29	2.062	09:39:09.211	
8 -	49.119	26.048	1:15.167	94.78	1.671	09:40:24.378	
9 -	48.574	25.872	1:14.446	(2) 95.70	0.950	09:41:38.824	
10 -	<b>47.951</b>	<b>25.545</b>	<b>1:13.496</b>	(1) <b>96.93</b>		<b>09:42:52.320</b>	
11 -	51.818	28.977	1:20.795	88.18	7.299	09:44:13.115	

Weather / Track : Cloudy / Dry

Donington Park National  
Circuit Length = 1.9790 miles  
Start: 09:30 Flag 09:43 End: 09:44

# BMCRC - MRO Championships 2021 - Rnd 5 @ Donington National

Team Respro MRO 600 & BMCRC Rookie 600

## QUALIFYING - SECTOR ANALYSIS



SECTOR 1 = FL to I1, SECTOR 2 = I1 to FL, DIFF = Difference To Personal Best Lap, P = Crossed Finish Line in Pit Lane, D = Time Disallowed

P5 556 C Tommy FIELDING			Yamaha R6 - Exersci Fitness Products			
IDEAL LAP TIME : 1:13.570		BEST LAP TIME : 1:13.570		DIFFERENCE : 0.000		
LAP	SECTOR 1	SECTOR 2	LAP TIME	MPH	DIFF	TIME OF DAY
1 -						09:31:03.959
2 -			1:19.899	89.16	6.329	09:32:23.858
3 -	50.336	26.263	1:16.599	93.01	3.029	09:33:40.458
4 -	48.230	26.037	1:14.267	95.93	0.697	09:34:54.725
5 -	50.431	25.923	1:16.354	93.31	2.784	09:36:11.079
6 -	50.984	26.516	1:17.500	91.93	3.930	09:37:28.579
7 -	<b>48.087</b>	<b>25.483</b>	<b>1:13.570 (1)</b>	<b>96.84</b>		<b>09:38:42.149</b>
8 -			1:13.669 (2)	96.71	0.099	09:39:55.818
9 -	48.581	26.954	1:15.535	94.32	1.965	09:41:11.353
10 -			1:16.019	93.72	2.449	09:42:27.372
11 -			1:13.772 (3)	96.57	0.202	09:43:41.144

P6 2 Andrew GILL			Kawasaki ZX6R -			
IDEAL LAP TIME : 1:14.148		BEST LAP TIME : 1:14.148		DIFFERENCE : 0.000		
LAP	SECTOR 1	SECTOR 2	LAP TIME	MPH	DIFF	TIME OF DAY
1 -						09:30:40.691
2 -	53.864	28.144	1:22.008	86.87	7.860	09:32:02.699
3 -	52.139	27.144	1:19.283	89.86	5.135	09:33:21.982
4 -	51.556	26.487	1:18.043	91.29	3.895	09:34:40.025
5 -	50.122	27.454	1:17.576 (3)	91.84	3.428	09:35:57.601
6 -	51.450	26.219	1:17.669	91.73	3.521	09:37:15.270
7 -	<b>48.184</b>	<b>25.964</b>	<b>1:14.148 (1)</b>	<b>96.08</b>		<b>09:38:29.418</b>
8 -	49.394	26.549	1:15.943 (2)	93.81	1.795	09:39:45.361
9 -	51.262	26.426	1:17.688	91.70	3.540	09:41:03.049
10 -	51.743	IN PIT	1:28.013 P	80.94	13.865	09:42:31.062

P7 188 Dawid KRAWIECKI			Yamaha R6 - Code Blue LTD & D A East Electrical			
IDEAL LAP TIME : 1:14.342		BEST LAP TIME : 1:14.342		DIFFERENCE : 0.000		
LAP	SECTOR 1	SECTOR 2	LAP TIME	MPH	DIFF	TIME OF DAY
1 -						09:30:54.176
2 -	53.311	28.685	1:21.996	86.89	7.654	09:32:16.172
3 -	52.188	26.936	1:19.124	90.04	4.782	09:33:35.296
4 -	49.700	26.849	1:16.549	93.07	2.207	09:34:51.845
5 -	50.133	27.367	1:17.500	91.93	3.158	09:36:09.345
6 -	49.224	26.209	1:15.433 (3)	94.44	1.091	09:37:24.778
7 -	49.069	26.217	1:15.286 (2)	94.63	0.944	09:38:40.064
8 -	<b>48.498</b>	<b>25.844</b>	<b>1:14.342 (1)</b>	<b>95.83</b>		<b>09:39:54.406</b>
9 -	49.989	28.994	1:18.983	90.20	4.641	09:41:13.389
10 -	51.266	26.959	1:18.225	91.07	3.883	09:42:31.614
11 -	49.201	26.239	1:15.440	94.44	1.098	09:43:47.054

P8 154 Shane NORVAL			Yamaha R6 - European Shoe Machinery			
IDEAL LAP TIME : 1:14.546		BEST LAP TIME : 1:14.546		DIFFERENCE : 0.000		
LAP	SECTOR 1	SECTOR 2	LAP TIME	MPH	DIFF	TIME OF DAY
1 -						09:31:01.997
2 -	55.601	28.539	1:24.140	84.67	9.594	09:32:26.137
3 -	51.326	27.875	1:19.201	89.95	4.655	09:33:45.338
4 -	48.759	26.132	1:14.891 (2)	95.13	0.345	09:35:00.229
5 -	49.239	26.026	1:15.265 (3)	94.66	0.719	09:36:15.494
6 -	50.284	26.000	1:16.284	93.39	1.738	09:37:31.778
7 -	50.677	26.092	1:16.769	92.80	2.223	09:38:48.547
8 -	49.297	26.054	1:15.351	94.55	0.805	09:40:03.898
9 -	<b>48.649</b>	<b>25.897</b>	<b>1:14.546 (1)</b>	<b>95.57</b>		<b>09:41:18.444</b>
10 -	49.908	27.306	1:17.214	92.27	2.668	09:42:35.658
11 -	50.547	26.617	1:17.164	92.33	2.618	09:43:52.822

Weather / Track : Cloudy / Dry

Donington Park National  
Circuit Length = 1.9790 miles  
Start: 09:30 Flag 09:43 End: 09:44

# BMCRC - MRO Championships 2021 - Rnd 5 @ Donington National

Team Respro MRO 600 & BMCRC Rookie 600

## QUALIFYING - SECTOR ANALYSIS



SECTOR 1 = FL to I1, SECTOR 2 = I1 to FL, DIFF = Difference To Personal Best Lap, P = Crossed Finish Line in Pit Lane, D = Time Disallowed

P9 125 C		Scott STONE		Kawasaki ZX6R - Beaumont racing		
IDEAL LAP TIME : 1:14.732		BEST LAP TIME : 1:14.732		DIFFERENCE : 0.000		
LAP	SECTOR 1	SECTOR 2	LAP TIME	MPH	DIFF	TIME OF DAY
1 -						09:31:06.173
2 -	54.399	27.346	1:21.745	87.15	7.013	09:32:27.918
3 -	50.295	27.470	1:17.765	91.61	3.033	09:33:45.683
4 -	48.830	26.514	1:15.344 (3)	94.56	0.612	09:35:01.027
5 -	49.179	26.358	1:15.537	94.31	0.805	09:36:16.564
6 -	49.866	26.231	1:16.097	93.62	1.365	09:37:32.661
7 -	50.267	26.495	1:16.762	92.81	2.030	09:38:49.423
8 -	<b>48.718</b>	<b>26.014</b>	<b>1:14.732 (1)</b>	<b>95.33</b>		<b>09:40:04.155</b>
9 -	48.830	26.097	1:14.927 (2)	95.08	0.195	09:41:19.082
10 -	49.714	27.134	1:16.848	92.71	2.116	09:42:35.930
11 -	49.795	26.063	1:15.858	93.92	1.126	09:43:51.788

P10 13		Doug EDMONDSON		Triumph DAYTONA - Stan Stephens Tuning		
IDEAL LAP TIME : 1:14.746		BEST LAP TIME : 1:14.746		DIFFERENCE : 0.000		
LAP	SECTOR 1	SECTOR 2	LAP TIME	MPH	DIFF	TIME OF DAY
1 -						09:31:32.845
2 -	51.603	26.907	1:18.510	90.74	3.764	09:32:51.355
3 -	50.379	27.078	1:17.457	91.98	2.711	09:34:08.812
4 -	50.203	26.840	1:17.043	92.47	2.297	09:35:25.855
5 -	50.180	26.991	1:17.171	92.32	2.425	09:36:43.026
6 -	51.659	27.262	1:18.921	90.27	4.175	09:38:01.947
7 -	48.822	28.440	1:17.262	92.21	2.516	09:39:19.209
8 -	49.194	26.593	1:15.787 (2)	94.00	1.041	09:40:34.996
9 -	<b>48.706</b>	<b>26.040</b>	<b>1:14.746 (1)</b>	<b>95.31</b>		<b>09:41:49.742</b>
10 -	49.137	26.759	1:15.896 (3)	93.87	1.150	09:43:05.638
11 -	49.175	27.035	1:16.210	93.48	1.464	09:44:21.848

P11 321		Martin MORRIS		Kawasaki ZX6R - Morris Racing, Obsession Engineering		
IDEAL LAP TIME : 1:14.784		BEST LAP TIME : 1:14.784		DIFFERENCE : 0.000		
LAP	SECTOR 1	SECTOR 2	LAP TIME	MPH	DIFF	TIME OF DAY
1 -						09:30:56.691
2 -	54.128	28.950	1:23.078	85.75	8.294	09:32:19.769
3 -	51.122	26.565	1:17.687	91.70	2.903	09:33:37.456
4 -	49.828	26.806	1:16.634	92.96	1.850	09:34:54.090
5 -	50.405	26.243	1:16.648	92.95	1.864	09:36:10.738
6 -	51.018	26.651	1:17.669	91.73	2.885	09:37:28.407
7 -	49.532	26.084	1:15.616 (3)	94.22	0.832	09:38:44.023
8 -	49.035	26.194	1:15.229 (2)	94.70	0.445	09:39:59.252
9 -	<b>49.004</b>	<b>25.780</b>	<b>1:14.784 (1)</b>	<b>95.26</b>		<b>09:41:14.036</b>
10 -	49.688	27.293	1:16.981	92.55	2.197	09:42:31.017
11 -	49.301	26.824	1:16.125	93.59	1.341	09:43:47.142

P12 134		Donald GILBERT		Kawasaki ZX6R - S and N tyres		
IDEAL LAP TIME : 1:14.827		BEST LAP TIME : 1:14.827		DIFFERENCE : 0.000		
LAP	SECTOR 1	SECTOR 2	LAP TIME	MPH	DIFF	TIME OF DAY
1 -						09:32:01.614
2 -	52.872	26.903	1:19.775	89.30	4.948	09:33:21.389
3 -	50.998	26.456	1:17.454	91.98	2.627	09:34:38.843
4 -	50.878	26.012	1:16.890	92.66	2.063	09:35:55.733
5 -	49.570	26.047	1:15.617	94.22	0.790	09:37:11.350
6 -	49.247	25.872	1:15.119 (3)	94.84	0.292	09:38:26.469
7 -	49.568	26.190	1:15.758	94.04	0.931	09:39:42.227
8 -	48.968	25.997	1:14.965 (2)	95.03	0.138	09:40:57.192
9 -	<b>48.958</b>	<b>25.869</b>	<b>1:14.827 (1)</b>	<b>95.21</b>		<b>09:42:12.019</b>
10 -	50.105	26.690	1:16.795	92.77	1.968	09:43:28.814

Weather / Track : Cloudy / Dry

Donington Park National  
Circuit Length = 1.9790 miles  
Start: 09:30 Flag 09:43 End: 09:44

# BMCRC - MRO Championships 2021 - Rnd 5 @ Donington National

Team Respro MRO 600 & BMCRC Rookie 600

## QUALIFYING - SECTOR ANALYSIS



SECTOR 1 = FL to I1, SECTOR 2 = I1 to FL, DIFF = Difference To Personal Best Lap, P = Crossed Finish Line in Pit Lane, D = Time Disallowed

P13 169 C Gareth CUNNINGHAM			Yamaha R6 - Right gear motorcycles			
IDEAL LAP TIME : 1:14.822		BEST LAP TIME : 1:14.896	DIFFERENCE : 0.074			
LAP	SECTOR 1	SECTOR 2	LAP TIME	MPH	DIFF	TIME OF DAY
1 -						09:31:16.506
2 -	52.629	28.192	1:20.821	88.15	5.925	09:32:37.327
3 -	49.759	27.176	1:16.935	92.60	2.039	09:33:54.262
4 -	50.874	26.726	1:17.600	91.81	2.704	09:35:11.862
5 -	48.946	26.643	1:15.589 (2)	94.25	0.693	09:36:27.451
6 -	55.147	27.092	1:22.239	86.63	7.343	09:37:49.690
7 -	50.702	27.804	1:18.506	90.75	3.610	09:39:08.196
8 -	<b>48.901</b>	27.061	1:15.962	93.79	1.066	09:40:24.158
9 -	48.953	26.824	1:15.777 (3)	94.02	0.881	09:41:39.935
10 -	48.975	<b>25.921</b>	<b>1:14.896 (1)</b>	<b>95.12</b>		<b>09:42:54.831</b>
11 -	49.505	26.786	1:16.291	93.38	1.395	09:44:11.122

P14 818 C Alex BARKER			Yamaha R6 - Barker Woodrow LTD			
IDEAL LAP TIME : 1:14.790		BEST LAP TIME : 1:15.008	DIFFERENCE : 0.218			
LAP	SECTOR 1	SECTOR 2	LAP TIME	MPH	DIFF	TIME OF DAY
1 -						09:30:41.624
2 -	53.285	27.404	1:20.689	88.29	5.681	09:32:02.313
3 -	51.014	26.269	1:17.283	92.18	2.275	09:33:19.596
4 -	49.060	<b>25.991</b>	1:15.051 (2)	94.93	0.043	09:34:34.647
5 -	49.646	26.093	1:15.739 (3)	94.06	0.731	09:35:50.386
6 -	<b>48.799</b>	26.209	<b>1:15.008 (1)</b>	<b>94.98</b>		<b>09:37:05.394</b>
7 -	49.492	26.742	1:16.234	93.45	1.226	09:38:21.628
8 -	49.753	26.491	1:16.244	93.44	1.236	09:39:37.872
9 -	50.210	26.389	1:16.599	93.01	1.591	09:40:54.471
10 -	49.107	26.892	1:15.999	93.74	0.991	09:42:10.470
11 -	50.304	28.146	1:18.450	90.81	3.442	09:43:28.920

P15 7 C Thomas BENSTED			Triumph Daytona 675R - Significant Debt Racing			
IDEAL LAP TIME : 1:15.046		BEST LAP TIME : 1:15.046	DIFFERENCE : 0.000			
LAP	SECTOR 1	SECTOR 2	LAP TIME	MPH	DIFF	TIME OF DAY
1 -						09:30:38.886
2 -	51.118	26.713	1:17.831	91.53	2.785	09:31:56.717
3 -	51.867	27.027	1:18.894	90.30	3.848	09:33:15.611
4 -	49.737	26.282	1:16.019 (2)	93.72	0.973	09:34:31.630
5 -	50.234	26.485	1:16.719	92.86	1.673	09:35:48.349
6 -	49.388	27.277	1:16.665	92.93	1.619	09:37:05.014
7 -	49.573	26.714	1:16.287 (3)	93.39	1.241	09:38:21.301
8 -	50.684	26.637	1:17.321	92.14	2.275	09:39:38.622
9 -	51.414	27.678	1:19.092	90.08	4.046	09:40:57.714
10 -	<b>49.276</b>	<b>25.770</b>	<b>1:15.046 (1)</b>	<b>94.93</b>		<b>09:42:12.760</b>
11 -	49.948	27.132	1:17.080	92.43	2.034	09:43:29.840

P16 95 Grant ROBERTSON			Kawasaki ZX6R -			
IDEAL LAP TIME : 1:14.969		BEST LAP TIME : 1:15.188	DIFFERENCE : 0.219			
LAP	SECTOR 1	SECTOR 2	LAP TIME	MPH	DIFF	TIME OF DAY
1 -						09:30:42.810
2 -	55.946	27.492	1:23.438	85.38	8.250	09:32:06.248
3 -	50.494	26.598	1:17.092	92.41	1.904	09:33:23.340
4 -	49.803	26.378	1:16.181	93.52	0.993	09:34:39.521
5 -	50.009	26.652	1:16.661	92.93	1.473	09:35:56.182
6 -	49.631	<b>26.034</b>	1:15.665 (2)	94.16	0.477	09:37:11.847
7 -	49.383	26.429	1:15.812 (3)	93.97	0.624	09:38:27.659
8 -	49.397	26.901	1:16.298	93.37	1.110	09:39:43.957
9 -	50.404	26.359	1:16.763	92.81	1.575	09:41:00.720
10 -	50.061	26.304	1:16.365	93.29	1.177	09:42:17.085
11 -	<b>48.935</b>	26.253	<b>1:15.188 (1)</b>	<b>94.75</b>		<b>09:43:32.273</b>

Weather / Track : Cloudy / Dry

Donington Park National  
Circuit Length = 1.9790 miles  
Start: 09:30 Flag 09:43 End: 09:44



# BMCRC - MRO Championships 2021 - Rnd 5 @ Donington National

Team Respro MRO 600 & BMCRC Rookie 600

## QUALIFYING - SECTOR ANALYSIS



SECTOR 1 = FL to I1, SECTOR 2 = I1 to FL, DIFF = Difference To Personal Best Lap, P = Crossed Finish Line in Pit Lane, D = Time Disallowed

P17 23		Gary VINES		Honda CBR -			
IDEAL LAP TIME : 1:15.395		BEST LAP TIME : 1:15.395		DIFFERENCE : 0.000			
LAP	SECTOR 1	SECTOR 2	LAP TIME	MPH	DIFF	TIME OF DAY	
1 -						09:31:55.191	
2 -	53.710	27.480	1:21.190	87.75	5.795	09:33:16.381	
3 -	50.716	26.901	1:17.617	91.79	2.222	09:34:33.998	
4 -	51.110	26.613	1:17.723	91.66	2.328	09:35:51.721	
5 -	50.418	26.494	1:16.912 (3)	92.63	1.517	09:37:08.633	
6 -	50.400	26.714	1:17.114	92.39	1.719	09:38:25.747	
7 -	49.951	27.982	1:17.933	91.42	2.538	09:39:43.680	
8 -	50.076	26.490	1:16.566 (2)	93.05	1.171	09:41:00.246	
9 -	51.438	26.434	1:17.872	91.49	2.477	09:42:18.118	
10 -	49.313	26.082	1:15.395 (1)	94.49		09:43:33.513	

P18 200		Dan BURNHAM		Triumph DAYTONA 675 - BDR RACING / KY JAX			
IDEAL LAP TIME : 1:15.297		BEST LAP TIME : 1:15.405		DIFFERENCE : 0.108			
LAP	SECTOR 1	SECTOR 2	LAP TIME	MPH	DIFF	TIME OF DAY	
1 -						09:30:49.027	
2 -	58.196	28.040	1:26.236	82.61	10.831	09:32:15.263	
3 -	51.991	26.476	1:18.467	90.79	3.062	09:33:33.730	
4 -	49.661	26.958	1:16.619	92.98	1.214	09:34:50.349	
5 -	50.368	26.191	1:16.559	93.06	1.154	09:36:06.908	
6 -	49.389	26.016	1:15.405 (1)	94.48		09:37:22.313	
7 -	49.281	26.140	1:15.421 (2)	94.46	0.016	09:38:37.734	
8 -	49.701	26.439	1:16.140 (3)	93.57	0.735	09:39:53.874	
9 -	49.777	26.506	1:16.283	93.39	0.878	09:41:10.157	
10 -	51.905	26.807	1:18.712	90.51	3.307	09:42:28.869	
11 -	49.865	26.956	1:16.821	92.74	1.416	09:43:45.690	

P19 231		Marcus SIMPSON		Yamaha R6 - JPS Racing			
IDEAL LAP TIME : 1:15.400		BEST LAP TIME : 1:15.453		DIFFERENCE : 0.053			
LAP	SECTOR 1	SECTOR 2	LAP TIME	MPH	DIFF	TIME OF DAY	
1 -						09:30:58.351	
2 -	54.343	28.334	1:22.677	86.17	7.224	09:32:21.028	
3 -	52.267	27.209	1:19.476	89.64	4.023	09:33:40.504	
4 -	50.101	27.038	1:17.139 (3)	92.36	1.686	09:34:57.643	
5 -	49.569	26.911	1:16.480 (2)	93.15	1.027	09:36:14.123	
6 -	51.312	26.654	1:17.966	91.38	2.513	09:37:32.089	
7 -	51.595	27.503	1:19.098	90.07	3.645	09:38:51.187	
8 -	51.486	26.370	1:17.856	91.51	2.403	09:40:09.043	
9 -	49.030	26.423	1:15.453 (1)	94.42		09:41:24.496	
10 -	51.066	27.082	1:18.148	91.16	2.695	09:42:42.644	
11 -	52.832	27.713	1:20.545	88.45	5.092	09:44:03.189	

P20 111		Ryan FOLKES		Triumph DAYTONA 675 - Carl Harrison Motorcycle Services			
IDEAL LAP TIME : 1:15.428		BEST LAP TIME : 1:15.733		DIFFERENCE : 0.305			
LAP	SECTOR 1	SECTOR 2	LAP TIME	MPH	DIFF	TIME OF DAY	
1 -						09:31:19.996	
2 -	52.277	27.118	1:19.395	89.73	3.662	09:32:39.391	
3 -	52.738	27.949	1:20.687	88.29	4.954	09:34:00.078	
4 -	49.961	28.083	1:18.044	91.29	2.311	09:35:18.122	
5 -	54.832	27.405	1:22.237	86.63	6.504	09:36:40.359	
6 -	50.290	26.619	1:16.909	92.63	1.176	09:37:57.268	
7 -	49.329	27.868	1:17.197	92.29	1.464	09:39:14.465	
8 -	49.935	26.509	1:16.444 (3)	93.20	0.711	09:40:30.909	
9 -	49.263	26.536	1:15.799 (2)	93.99	0.066	09:41:46.708	
10 -	52.756	29.298	1:22.054	86.82	6.321	09:43:08.762	
11 -	49.568	26.165	1:15.733 (1)	94.07		09:44:24.495	

Weather / Track : Cloudy / Dry

Donington Park National  
Circuit Length = 1.9790 miles  
Start: 09:30 Flag 09:43 End: 09:44

# BMCRC - MRO Championships 2021 - Rnd 5 @ Donington National

Team Respro MRO 600 & BMCRC Rookie 600

## QUALIFYING - SECTOR ANALYSIS



SECTOR 1 = FL to I1, SECTOR 2 = I1 to FL, DIFF = Difference To Personal Best Lap, P = Crossed Finish Line in Pit Lane, D = Time Disallowed

P21 37 C Alexander LATHAM			Triumph DAYTONA - BR-8 / McCrash Racing			
IDEAL LAP TIME : 1:15.062		BEST LAP TIME : 1:15.755		DIFFERENCE : 0.693		
LAP	SECTOR 1	SECTOR 2	LAP TIME	MPH	DIFF	TIME OF DAY
1 -						09:30:40.595
2 -	52.202	26.761	1:18.963	90.22	3.208	09:31:59.558
3 -	50.084	26.997	1:17.081	92.43	1.326	09:33:16.639
4 -	50.192	26.302	1:16.494	93.13	0.739	09:34:33.133
5 -	51.555	<b>25.928</b>	1:17.483	91.95	1.728	09:35:50.616
6 -	<b>49.134</b>	26.849	1:15.983 (2)	93.76	0.228	09:37:06.599
7 -	50.306	26.145	1:16.451 (3)	93.19	0.696	09:38:23.050
8 -	49.571	26.184	<b>1:15.755 (1)</b>	<b>94.04</b>		<b>09:39:38.805</b>
9 -	50.808	IN PIT	1:22.640 P	86.21	6.885	09:41:01.445
10 -	OUTLAP	27.033	2:02.602	58.11	46.847	09:43:04.047
11 -	50.214	27.623	1:17.837	91.53	2.082	09:44:21.884

P22 192 C Daniel MOFFA			Kawasaki ZX6R - DM Racing			
IDEAL LAP TIME : 1:16.334		BEST LAP TIME : 1:16.334		DIFFERENCE : 0.000		
LAP	SECTOR 1	SECTOR 2	LAP TIME	MPH	DIFF	TIME OF DAY
1 -						09:30:57.844
2 -	56.774	29.235	1:26.009	82.83	9.675	09:32:23.853
3 -	53.907	28.413	1:22.320	86.54	5.986	09:33:46.173
4 -	50.879	26.938	1:17.817 (3)	91.55	1.483	09:35:03.990
5 -	51.428	26.761	1:18.189	91.12	1.855	09:36:22.179
6 -	49.942	27.697	1:17.639 (2)	91.76	1.305	09:37:39.818
7 -	50.990	27.074	1:18.064	91.26	1.730	09:38:57.882
8 -	<b>49.576</b>	<b>26.758</b>	<b>1:16.334 (1)</b>	<b>93.33</b>		<b>09:40:14.216</b>
9 -	51.358	27.103	1:18.461	90.80	2.127	09:41:32.677
10 -	50.848	27.148	1:17.996	91.34	1.662	09:42:50.673
11 -	54.468	33.381	1:27.849	81.10	11.515	09:44:18.522

P23 132 C Mitchell GILBERT			Suzuki GSXR 600 - The Asap group			
IDEAL LAP TIME : 1:16.301		BEST LAP TIME : 1:16.342		DIFFERENCE : 0.041		
LAP	SECTOR 1	SECTOR 2	LAP TIME	MPH	DIFF	TIME OF DAY
1 -						09:30:44.477
2 -	55.995	27.419	1:23.414	85.41	7.072	09:32:07.891
3 -	52.066	26.933	1:18.999	90.18	2.657	09:33:26.890
4 -	50.612	<b>26.482</b>	1:17.094	92.41	0.752	09:34:43.984
5 -	50.293	27.438	1:17.731	91.65	1.389	09:36:01.715
6 -	51.166	27.184	1:18.350	90.93	2.008	09:37:20.065
7 -	50.196	26.520	1:16.716 (2)	92.87	0.374	09:38:36.781
8 -	50.123	26.670	1:16.793 (3)	92.77	0.451	09:39:53.574
9 -	50.261	27.676	1:17.937	91.41	1.595	09:41:11.511
10 -	50.520	26.559	1:17.079	92.43	0.737	09:42:28.590
11 -	<b>49.819</b>	26.523	<b>1:16.342 (1)</b>	<b>93.32</b>		<b>09:43:44.932</b>

P24 63 Michael MACE			Yamaha R6 - Kevin Marshall			
IDEAL LAP TIME : 1:16.447		BEST LAP TIME : 1:16.447		DIFFERENCE : 0.000		
LAP	SECTOR 1	SECTOR 2	LAP TIME	MPH	DIFF	TIME OF DAY
1 -						09:31:08.440
2 -	54.691	29.166	1:23.857	84.96	7.410	09:32:32.297
3 -	51.664	27.376	1:19.040	90.13	2.593	09:33:51.337
4 -	50.703	27.157	1:17.860	91.50	1.413	09:35:09.197
5 -	50.442	27.061	1:17.503	91.92	1.056	09:36:26.700
6 -	50.029	26.948	1:16.977 (2)	92.55	0.530	09:37:43.677
7 -	50.419	38.274	1:28.693	80.32	12.246	09:39:12.370
8 -	50.288	26.958	1:17.246 (3)	92.23	0.799	09:40:29.616
9 -	<b>49.695</b>	<b>26.752</b>	<b>1:16.447 (1)</b>	<b>93.19</b>		<b>09:41:46.063</b>
10 -	50.472	26.896	1:17.368	92.08	0.921	09:43:03.431
11 -	50.393	27.072	1:17.465	91.97	1.018	09:44:20.896

Weather / Track : Cloudy / Dry

Donington Park National  
Circuit Length = 1.9790 miles  
Start: 09:30 Flag 09:43 End: 09:44

# BMCRC - MRO Championships 2021 - Rnd 5 @ Donington National

Team Respro MRO 600 & BMCRC Rookie 600

## QUALIFYING - SECTOR ANALYSIS



SECTOR 1 = FL to I1, SECTOR 2 = I1 to FL, DIFF = Difference To Personal Best Lap, P = Crossed Finish Line in Pit Lane, D = Time Disallowed

P25 100 C Craig HOWTON			Kawasaki ZX6R - ME			
IDEAL LAP TIME : 1:16.640		BEST LAP TIME : 1:16.713	DIFFERENCE : 0.073			
LAP	SECTOR 1	SECTOR 2	LAP TIME	MPH	DIFF	TIME OF DAY
1 -						09:30:43.867
2 -	57.429	27.322	1:24.751	84.06	8.038	09:32:08.618
3 -	51.505	26.595	1:18.100	91.22	1.387	09:33:26.718
4 -	51.102	<b>26.440</b>	1:17.542	91.88	0.829	09:34:44.260
5 -	50.623	27.084	1:17.707	91.68	0.994	09:36:01.967
6 -	50.779	26.757	1:17.536 (3)	91.88	0.823	09:37:19.503
7 -	50.876	26.540	1:17.416 (2)	92.03	0.703	09:38:36.919
8 -	<b>50.200</b>	26.513	<b>1:16.713 (1)</b>	<b>92.87</b>		<b>09:39:53.632</b>
9 -	50.393	27.610	1:18.003	91.33	1.290	09:41:11.635
10 -	50.741	IN PIT	1:21.894 P	86.99	5.181	09:42:33.529

P26 60 Jack YOUNGE			Yamaha R6 - Chase Timber / iceni motorcycles			
IDEAL LAP TIME : 1:16.903		BEST LAP TIME : 1:17.082	DIFFERENCE : 0.179			
LAP	SECTOR 1	SECTOR 2	LAP TIME	MPH	DIFF	TIME OF DAY
1 -						09:30:44.328
2 -	58.062	28.425	1:26.487	82.37	9.405	09:32:10.815
3 -	52.027	27.629	1:19.656	89.44	2.574	09:33:30.471
4 -	51.596	27.894	1:19.490	89.62	2.408	09:34:49.961
5 -	51.704	27.012	1:18.716	90.51	1.634	09:36:08.677
6 -	51.298	26.905	1:18.203	91.10	1.121	09:37:26.880
7 -	51.487	26.697	1:18.184	91.12	1.102	09:38:45.064
8 -	50.361	27.114	1:17.475 (2)	91.96	0.393	09:40:02.539
9 -	50.495	26.587	<b>1:17.082 (1)</b>	<b>92.42</b>		<b>09:41:19.621</b>
10 -	<b>50.332</b>	28.291	1:18.623	90.61	1.541	09:42:38.244
11 -	51.373	<b>26.571</b>	1:17.944 (3)	91.40	0.862	09:43:56.188

P27 179 600 Thomas GARNER			Yamaha R6 -			
IDEAL LAP TIME : 1:17.191		BEST LAP TIME : 1:17.191	DIFFERENCE : 0.000			
LAP	SECTOR 1	SECTOR 2	LAP TIME	MPH	DIFF	TIME OF DAY
1 -						09:30:43.420
2 -	58.771	28.210	1:26.981	81.91	9.790	09:32:10.401
3 -	51.444	27.102	1:18.546	90.70	1.355	09:33:28.947
4 -	51.512	27.811	1:19.323	89.81	2.132	09:34:48.270
5 -	50.363	26.861	1:17.224 (2)	92.25	0.033	09:36:05.494
6 -	50.465	26.942	1:17.407 (3)	92.04	0.216	09:37:22.901
7 -	50.395	27.227	1:17.622	91.78	0.431	09:38:40.523
8 -	50.723	27.067	1:17.790	91.58	0.599	09:39:58.313
9 -	<b>50.357</b>	<b>26.834</b>	<b>1:17.191 (1)</b>	<b>92.29</b>		<b>09:41:15.504</b>
10 -	51.827	27.612	1:19.439	89.68	2.248	09:42:34.943
11 -	52.528	26.861	1:19.389	89.74	2.198	09:43:54.332

P28 90 600 Adam GATHERCOLE			Triumph DAYTONA 675 - Ride In Bike Tyres			
IDEAL LAP TIME : 1:17.351		BEST LAP TIME : 1:17.470	DIFFERENCE : 0.119			
LAP	SECTOR 1	SECTOR 2	LAP TIME	MPH	DIFF	TIME OF DAY
1 -						09:30:47.031
2 -	58.358	28.750	1:27.108	81.79	9.638	09:32:14.139
3 -	53.349	27.574	1:20.923	88.04	3.453	09:33:35.062
4 -	51.286	<b>27.040</b>	1:18.326 (3)	90.96	0.856	09:34:53.388
5 -	51.417	27.399	1:18.816	90.39	1.346	09:36:12.204
6 -	<b>50.311</b>	27.159	<b>1:17.470 (1)</b>	<b>91.96</b>		<b>09:37:29.674</b>
7 -	51.348	27.182	1:18.530	90.72	1.060	09:38:48.204
8 -	50.534	27.116	1:17.650 (2)	91.75	0.180	09:40:05.854
9 -	52.316	27.512	1:19.828	89.24	2.358	09:41:25.682
10 -	50.404	28.573	1:18.977	90.21	1.507	09:42:44.659
11 -	54.627	27.869	1:22.496	86.36	5.026	09:44:07.155

Weather / Track : Cloudy / Dry

Donington Park National  
Circuit Length = 1.9790 miles  
Start: 09:30 Flag 09:43 End: 09:44

# BMCRC - MRO Championships 2021 - Rnd 5 @ Donington National

Team Respro MRO 600 & BMCRC Rookie 600

## QUALIFYING - SECTOR ANALYSIS



SECTOR 1 = FL to I1, SECTOR 2 = I1 to FL, DIFF = Difference To Personal Best Lap, P = Crossed Finish Line in Pit Lane, D = Time Disallowed

P29 118		Jim COYLE		Triumph 675 - Big Jim RIP			
IDEAL LAP TIME : 1:17.536		BEST LAP TIME : 1:17.603		DIFFERENCE : 0.067			
LAP	SECTOR 1	SECTOR 2	LAP TIME	MPH	DIFF	TIME OF DAY	
1 -						09:30:45.794	
2 -	56.826	29.126	1:25.952	82.89	8.349	09:32:11.746	
3 -	52.264	27.426	1:19.690	89.40	2.087	09:33:31.436	
4 -	51.568	27.929	1:19.497	89.62	1.894	09:34:50.933	
5 -	<b>50.912</b>	27.351	1:18.263 (3)	91.03	0.660	09:36:09.196	
6 -	52.795	26.942	1:19.737	89.35	2.134	09:37:28.933	
7 -	51.409	26.837	1:18.246 (2)	91.05	0.643	09:38:47.179	
8 -	50.979	<b>26.624</b>	<b>1:17.603 (1)</b>	<b>91.80</b>		<b>09:40:04.782</b>	
9 -	51.421	26.873	1:18.294	90.99	0.691	09:41:23.076	
10 -	52.841	27.537	1:20.378	88.63	2.775	09:42:43.454	
11 -	56.501	28.947	1:25.448	83.37	7.845	09:44:08.902	

P30 624 C		Matthew FEDRICK		Yamaha R6 - Matthew Fedrick farriers ltd/ Palmer Race Skool			
IDEAL LAP TIME : 1:17.861		BEST LAP TIME : 1:17.861		DIFFERENCE : 0.000			
LAP	SECTOR 1	SECTOR 2	LAP TIME	MPH	DIFF	TIME OF DAY	
1 -		IN PIT			P	09:32:20.532	
2 -	OUTLAP	28.498	1:46.076	67.16	28.215	09:34:06.608	
3 -	53.133	28.045	1:21.178 (3)	87.76	3.317	09:35:27.786	
4 -	<b>50.285</b>	<b>27.576</b>	<b>1:17.861 (1)</b>	<b>91.50</b>		<b>09:36:45.647</b>	
5 -	53.346	27.874	1:21.220	87.72	3.359	09:38:06.867	
6 -	53.491	27.879	1:21.370	87.55	3.509	09:39:28.237	
7 -	52.732	27.678	1:20.410 (2)	88.60	2.549	09:40:48.647	
8 -	53.162	IN PIT	1:28.769 P	80.26	10.908	09:42:17.416	

P31 8 C		Dave SAUNDERS		Honda CBR600 - ETR Building & Civil Engineering Ltd			
IDEAL LAP TIME : 1:18.078		BEST LAP TIME : 1:18.078		DIFFERENCE : 0.000			
LAP	SECTOR 1	SECTOR 2	LAP TIME	MPH	DIFF	TIME OF DAY	
1 -						09:30:46.363	
2 -	56.509	29.367	1:25.876	82.96	7.798	09:32:12.239	
3 -	52.445	27.309	1:19.754	89.33	1.676	09:33:31.993	
4 -	51.849	27.869	1:19.718	89.37	1.640	09:34:51.711	
5 -	51.391	27.138	1:18.529 (2)	90.72	0.451	09:36:10.240	
6 -	52.624	27.423	1:20.047	89.00	1.969	09:37:30.287	
7 -	52.693	27.623	1:20.316	88.70	2.238	09:38:50.603	
8 -	52.295	27.554	1:19.849	89.22	1.771	09:40:10.452	
9 -	51.724	27.456	1:19.180 (3)	89.98	1.102	09:41:29.632	
10 -	<b>50.983</b>	<b>27.095</b>	<b>1:18.078 (1)</b>	<b>91.25</b>		<b>09:42:47.710</b>	
11 -	52.444	28.343	1:20.787	88.19	2.709	09:44:08.497	

P32 51		Ross CLARKE		Kawasaki ZX6R - Ross clarke Farriery			
IDEAL LAP TIME : 1:18.215		BEST LAP TIME : 1:18.215		DIFFERENCE : 0.000			
LAP	SECTOR 1	SECTOR 2	LAP TIME	MPH	DIFF	TIME OF DAY	
1 -						09:30:47.570	
2 -	59.343	29.295	1:28.638	80.37	10.423	09:32:16.208	
3 -	55.837	28.358	1:24.195	84.62	5.980	09:33:40.403	
4 -	54.160	28.219	1:22.379	86.48	4.164	09:35:02.782	
5 -	53.741	27.274	1:21.015	87.94	2.800	09:36:23.797	
6 -	52.040	28.466	1:20.506	88.49	2.291	09:37:44.303	
7 -	52.828	27.285	1:20.113 (3)	88.93	1.898	09:39:04.416	
8 -	53.350	28.213	1:21.563	87.35	3.348	09:40:25.979	
9 -	51.781	27.321	1:19.102 (2)	90.06	0.887	09:41:45.081	
10 -	52.362	28.335	1:20.697	88.28	2.482	09:43:05.778	
11 -	<b>51.064</b>	<b>27.151</b>	<b>1:18.215 (1)</b>	<b>91.09</b>		<b>09:44:23.993</b>	

Weather / Track : Cloudy / Dry

Donington Park National  
Circuit Length = 1.9790 miles  
Start: 09:30 Flag 09:43 End: 09:44

# BMCRC - MRO Championships 2021 - Rnd 5 @ Donington National

Team Respro MRO 600 & BMCRC Rookie 600

## QUALIFYING - SECTOR ANALYSIS



SECTOR 1 = FL to I1, SECTOR 2 = I1 to FL, DIFF = Difference To Personal Best Lap, P = Crossed Finish Line in Pit Lane, D = Time Disallowed

P33 165 C		Joshua HUMPHRIES		Yamaha R6 - GME Electrical racing		
IDEAL LAP TIME :		BEST LAP TIME : 1:18.273		DIFFERENCE :		
LAP	SECTOR 1	SECTOR 2	LAP TIME	MPH	DIFF	TIME OF DAY
1 -						09:31:05.323
2 -			1:26.085	82.76	7.812	09:32:31.408
3 -			1:21.534	87.38	3.261	09:33:52.942
4 -			1:24.973	83.84	6.700	09:35:17.915
5 -			1:22.292	86.57	4.019	09:36:40.207
6 -			1:18.284 (3)	91.01	0.011	09:37:58.491
7 -			1:18.278 (2)	91.01	0.005	09:39:16.769
8 -			1:18.401	90.87	0.128	09:40:35.170
9 -			<b>1:18.273 (1)</b>	<b>91.02</b>		<b>09:41:53.443</b>
10 -			1:18.679	90.55	0.406	09:43:12.122
11 -			1:18.447	90.82	0.174	09:44:30.569

P34 284 C		Matthew SEEDS		Kawasaki ZX6R - Homeplan		
IDEAL LAP TIME : 1:17.786		BEST LAP TIME : 1:18.334		DIFFERENCE : 0.548		
LAP	SECTOR 1	SECTOR 2	LAP TIME	MPH	DIFF	TIME OF DAY
1 -						09:31:32.306
2 -	53.704	27.197	1:20.901	88.06	2.567	09:32:53.207
3 -	53.331	26.762	1:20.093	88.95	1.759	09:34:13.300
4 -	51.849	<b>26.608</b>	1:18.457 (3)	90.80	0.123	09:35:31.757
5 -	51.456	27.154	1:18.610	90.63	0.276	09:36:50.367
6 -	52.432	26.938	1:19.370	89.76	1.036	09:38:09.737
7 -	<b>51.178</b>	27.249	1:18.427 (2)	90.84	0.093	09:39:28.164
8 -	52.247	27.542	1:19.789	89.29	1.455	09:40:47.953
9 -	51.718	27.910	1:19.628	89.47	1.294	09:42:07.581
10 -	51.695	26.639	<b>1:18.334 (1)</b>	<b>90.95</b>		<b>09:43:25.915</b>

P35 501 600		Ashley COID		Kawasaki ZX636R -		
IDEAL LAP TIME : 1:18.466		BEST LAP TIME : 1:18.582		DIFFERENCE : 0.116		
LAP	SECTOR 1	SECTOR 2	LAP TIME	MPH	DIFF	TIME OF DAY
1 -						09:30:45.766
2 -	57.701	29.436	1:27.137	81.76	8.555	09:32:12.903
3 -	54.109	27.720	1:21.829	87.06	3.247	09:33:34.732
4 -	52.353	27.610	1:19.963	89.09	1.381	09:34:54.695
5 -	51.838	27.409	1:19.247 (3)	89.90	0.665	09:36:13.942
6 -	52.547	27.369	1:19.916	89.15	1.334	09:37:33.858
7 -	51.928	<b>27.102</b>	1:19.030 (2)	90.15	0.448	09:38:52.888
8 -	<b>51.364</b>	27.218	<b>1:18.582 (1)</b>	<b>90.66</b>		<b>09:40:11.470</b>
9 -	56.243	28.610	1:24.853	83.96	6.271	09:41:36.323
10 -	59.453	30.102	1:29.555	79.55	10.973	09:43:05.878
11 -	55.306	30.288	1:25.594	83.23	7.012	09:44:31.472

P36 43 C		Daniel SALES		Yamaha R6 - Team Freddie, Ron & Frankie		
IDEAL LAP TIME : 1:19.144		BEST LAP TIME : 1:19.144		DIFFERENCE : 0.000		
LAP	SECTOR 1	SECTOR 2	LAP TIME	MPH	DIFF	TIME OF DAY
1 -						09:31:03.398
2 -	58.200	28.560	1:26.760	82.11	7.616	09:32:30.158
3 -	53.633	28.790	1:22.423	86.43	3.279	09:33:52.581
4 -	56.890	30.067	1:26.957	81.93	7.813	09:35:19.538
5 -	54.817	28.193	1:23.010	85.82	3.866	09:36:42.548
6 -	52.684	27.460	1:20.144 (2)	88.89	1.000	09:38:02.692
7 -	53.294	27.964	1:21.258	87.67	2.114	09:39:23.950
8 -	52.911	27.836	1:20.747	88.23	1.603	09:40:44.697
9 -	52.949	27.627	1:20.576 (3)	88.42	1.432	09:42:05.273
10 -	<b>52.059</b>	<b>27.085</b>	<b>1:19.144 (1)</b>	<b>90.02</b>		<b>09:43:24.417</b>

Weather / Track : Cloudy / Dry

Donington Park National  
Circuit Length = 1.9790 miles  
Start: 09:30 Flag 09:43 End: 09:44

# BMCRC - MRO Championships 2021 - Rnd 5 @ Donington National

Team Respro MRO 600 & BMCRC Rookie 600

## QUALIFYING - SECTOR ANALYSIS



SECTOR 1 = FL to I1, SECTOR 2 = I1 to FL, DIFF = Difference To Personal Best Lap, P = Crossed Finish Line in Pit Lane, D = Time Disallowed

P37 22 600 Matt GATHERCOLE			Kawasaki ZX6R - Ride In Bike Tyres			
IDEAL LAP TIME : 1:19.089		BEST LAP TIME : 1:19.432		DIFFERENCE : 0.343		
LAP	SECTOR 1	SECTOR 2	LAP TIME	MPH	DIFF	TIME OF DAY
1 -						09:30:47.177
2 -	58.871	28.643	1:27.514	81.41	8.082	09:32:14.691
3 -	54.048	28.664	1:22.712	86.13	3.280	09:33:37.403
4 -	52.566	28.304	1:20.870	88.09	1.438	09:34:58.273
5 -	<b>51.830</b>	27.602	<b>1:19.432 (1)</b>	<b>89.69</b>		<b>09:36:17.705</b>
6 -	52.287	27.871	1:20.158	88.88	0.726	09:37:37.863
7 -	52.962	28.278	1:21.240	87.69	1.808	09:38:59.103
8 -	52.707	28.138	1:20.845	88.12	1.413	09:40:19.948
9 -	53.359	28.036	1:21.395	87.53	1.963	09:41:41.343
10 -	52.438	27.556	1:19.994 (3)	89.06	0.562	09:43:01.337
11 -	52.173	<b>27.259</b>	<b>1:19.432 (1)</b>	<b>89.69</b>		<b>09:44:20.769</b>

P38 83 Talan SKEELS-PIGGINS			Yamaha R6 - Talan Racing			
IDEAL LAP TIME : 1:19.544		BEST LAP TIME : 1:19.617		DIFFERENCE : 0.073		
LAP	SECTOR 1	SECTOR 2	LAP TIME	MPH	DIFF	TIME OF DAY
1 -	OUTLAP	30.122				09:32:04.152
2 -	54.905	28.652	1:23.557	85.26	3.940	09:33:27.709
3 -	52.892	29.013	1:21.905	86.98	2.288	09:34:49.614
4 -	<b>51.764</b>	27.907	1:19.671 (2)	89.42	0.054	09:36:09.285
5 -	52.295	28.006	1:20.301	88.72	0.684	09:37:29.586
6 -	52.920	27.882	1:20.802	88.17	1.185	09:38:50.388
7 -	51.837	<b>27.780</b>	<b>1:19.617 (1)</b>	<b>89.48</b>		<b>09:40:10.005</b>
8 -	51.907	28.092	1:19.999	89.05	0.382	09:41:30.004
9 -	51.823	28.011	1:19.834 (3)	89.24	0.217	09:42:49.838
10 -	53.606	30.720	1:24.326	84.48	4.709	09:44:14.164

P39 636 600 Matthew MILLS			Kawasaki ZX6R -			
IDEAL LAP TIME : 1:19.717		BEST LAP TIME : 1:19.717		DIFFERENCE : 0.000		
LAP	SECTOR 1	SECTOR 2	LAP TIME	MPH	DIFF	TIME OF DAY
1 -						09:31:33.259
2 -	56.156	28.987	1:25.143	83.67	5.426	09:32:58.402
3 -	53.724	28.651	1:22.375	86.49	2.658	09:34:20.777
4 -	54.577	28.262	1:22.839	86.00	3.122	09:35:43.616
5 -	53.278	28.156	1:21.434	87.48	1.717	09:37:05.050
6 -	52.516	27.968	1:20.484 (2)	88.52	0.767	09:38:25.534
7 -	52.732	28.111	1:20.843 (3)	88.12	1.126	09:39:46.377
8 -	53.336	28.699	1:22.035	86.84	2.318	09:41:08.412
9 -	54.182	28.234	1:22.416	86.44	2.699	09:42:30.828
10 -	<b>51.895</b>	<b>27.822</b>	<b>1:19.717 (1)</b>	<b>89.37</b>		<b>09:43:50.545</b>

P40 331 Tim BURROWS			Yamaha R6 -			
IDEAL LAP TIME : 1:19.741		BEST LAP TIME : 1:20.040		DIFFERENCE : 0.299		
LAP	SECTOR 1	SECTOR 2	LAP TIME	MPH	DIFF	TIME OF DAY
1 -						09:31:04.490
2 -	57.457	30.116	1:27.573	81.35	7.533	09:32:32.063
3 -	53.688	27.949	1:21.637	87.27	1.597	09:33:53.700
4 -	55.117	28.931	1:24.048	84.76	4.008	09:35:17.748
5 -	56.100	28.428	1:24.528	84.28	4.488	09:36:42.276
6 -	<b>52.284</b>	29.235	1:21.519	87.39	1.479	09:38:03.795
7 -	52.900	28.027	1:20.927 (2)	88.03	0.887	09:39:24.722
8 -	53.513	27.741	1:21.254 (3)	87.68	1.214	09:40:45.976
9 -	53.400	28.265	1:21.665	87.24	1.625	09:42:07.641
10 -	52.583	<b>27.457</b>	<b>1:20.040 (1)</b>	<b>89.01</b>		<b>09:43:27.681</b>

Weather / Track : Cloudy / Dry

Donington Park National  
Circuit Length = 1.9790 miles  
Start: 09:30 Flag 09:43 End: 09:44

# BMCRC - MRO Championships 2021 - Rnd 5 @ Donington National

Team Respro MRO 600 & BMCRC Rookie 600

## QUALIFYING - SECTOR ANALYSIS



SECTOR 1 = FL to I1, SECTOR 2 = I1 to FL, DIFF = Difference To Personal Best Lap, P = Crossed Finish Line in Pit Lane, D = Time Disallowed

<b>P41 212 C</b>		<b>Matt PALLETT</b>		Kawasaki ZX6R - In:timber			
IDEAL LAP TIME : 1:20.209		BEST LAP TIME : 1:20.440		DIFFERENCE : 0.231			
LAP	SECTOR 1	SECTOR 2	LAP TIME	MPH	DIFF	TIME OF DAY	
1 -						09:30:43.097	
2 -	57.057	28.208	1:25.265	83.55	4.825	09:32:08.362	
3 -	53.121	27.999	1:21.120	87.82	0.680	09:33:29.482	
4 -	53.193	28.814	1:22.007	86.87	1.567	09:34:51.489	
5 -	54.117	28.208	1:22.325	86.54	1.885	09:36:13.814	
6 -	54.243	29.227	1:23.470	85.35	3.030	09:37:37.284	
7 -	53.053	28.047	1:21.100 (3)	87.85	0.660	09:38:58.384	
8 -	53.119	28.075	1:21.194	87.74	0.754	09:40:19.578	
9 -	52.818	28.240	1:21.058 (2)	87.89	0.618	09:41:40.636	
10 -	53.561	<b>27.891</b>	1:21.452	87.47	1.012	09:43:02.088	
11 -	<b>52.318</b>	28.122	<b>1:20.440 (1)</b>	<b>88.57</b>		<b>09:44:22.528</b>	

<b>P42 686 600</b>		<b>Liam SPILLER</b>		Yamaha R6 - LD Renovate Ltd			
IDEAL LAP TIME : 1:20.613		BEST LAP TIME : 1:20.775		DIFFERENCE : 0.162			
LAP	SECTOR 1	SECTOR 2	LAP TIME	MPH	DIFF	TIME OF DAY	
1 -						09:30:42.789	
2 -	57.508	48.453	1:45.961	67.23	25.186	09:32:28.750	
3 -	54.507	29.086	1:23.593	85.23	2.818	09:33:52.343	
4 -	56.266	28.506	1:24.772	84.04	3.997	09:35:17.115	
5 -	55.664	28.393	1:24.057	84.75	3.282	09:36:41.172	
6 -	54.136	28.731	1:22.867	85.97	2.092	09:38:04.039	
7 -	53.778	28.194	1:21.972 (3)	86.91	1.197	09:39:26.011	
8 -	54.287	<b>27.897</b>	1:22.184	86.69	1.409	09:40:48.195	
9 -	52.866	27.909	<b>1:20.775 (1)</b>	<b>88.20</b>		<b>09:42:08.970</b>	
10 -	<b>52.716</b>	28.688	1:21.404 (2)	87.52	0.629	09:43:30.374	

<b>P43 50</b>		<b>Aditya Singh BEHAL</b>		Yamaha YZF-R6 - Urban Nomads Racing			
IDEAL LAP TIME : 1:20.819		BEST LAP TIME : 1:20.819		DIFFERENCE : 0.000			
LAP	SECTOR 1	SECTOR 2	LAP TIME	MPH	DIFF	TIME OF DAY	
1 -	OUTLAP					09:31:05.428	
2 -	1:00.869	30.202	1:31.071	78.23	10.252	09:32:36.499	
3 -	58.264	29.794	1:28.058	80.90	7.239	09:34:04.557	
4 -	54.909	28.973	1:23.882	84.93	3.063	09:35:28.439	
5 -	53.883	28.340	1:22.223 (2)	86.65	1.404	09:36:50.662	
6 -	55.059	28.670	1:23.729	85.09	2.910	09:38:14.391	
7 -	54.581	28.782	1:23.363 (3)	85.46	2.544	09:39:37.754	
8 -	<b>52.702</b>	<b>28.117</b>	<b>1:20.819 (1)</b>	<b>88.15</b>		<b>09:40:58.573</b>	
9 -	53.560	IN PIT	1:28.895 P	80.14	8.076	09:42:27.468	

<b>P44 28 600</b>		<b>Craig BICKNELL</b>		Yamaha R6 - On Point Security LTD			
IDEAL LAP TIME : 1:21.067		BEST LAP TIME : 1:21.143		DIFFERENCE : 0.076			
LAP	SECTOR 1	SECTOR 2	LAP TIME	MPH	DIFF	TIME OF DAY	
1 -						09:31:29.175	
2 -	56.939	29.576	1:26.515	82.35	5.372	09:32:55.690	
3 -	55.552	28.854	1:24.406	84.40	3.263	09:34:20.096	
4 -	54.437	28.716	1:23.153	85.68	2.010	09:35:43.249	
5 -	54.493	28.874	1:23.367	85.46	2.224	09:37:06.616	
6 -	54.119	<b>28.062</b>	1:22.181 (2)	86.69	1.038	09:38:28.797	
7 -	<b>53.005</b>	28.138	<b>1:21.143 (1)</b>	<b>87.80</b>		<b>09:39:49.940</b>	
8 -	53.734	28.737	1:22.471 (3)	86.38	1.328	09:41:12.411	
9 -	55.778	28.230	1:24.008	84.80	2.865	09:42:36.419	
10 -	54.096	31.152	1:25.248	83.57	4.105	09:44:01.667	

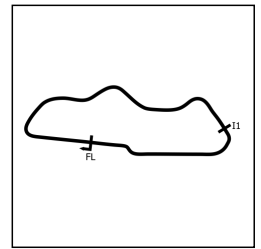
Weather / Track : Cloudy / Dry

Donington Park National  
Circuit Length = 1.9790 miles  
Start: 09:30 Flag 09:43 End: 09:44

# BMCRC - MRO Championships 2021 - Rnd 5 @ Donington National

Team Respro MRO 600 & BMCRC Rookie 600

## QUALIFYING - SECTOR ANALYSIS



SECTOR 1 = FL to I1, SECTOR 2 = I1 to FL, DIFF = Difference To Personal Best Lap, P = Crossed Finish Line in Pit Lane, D = Time Disallowed

P45 155		Richard LAMBOURNE		Yamaha R6 - D and A Lambourne			
IDEAL LAP TIME : 1:20.850		BEST LAP TIME : 1:21.244		DIFFERENCE : 0.394			
LAP	SECTOR 1	SECTOR 2	LAP TIME	MPH	DIFF	TIME OF DAY	
1 -						09:30:58.443	
2 -	58.716	29.754	1:28.470	80.53	7.226	09:32:26.913	
3 -	55.754	29.249	1:25.003	83.81	3.759	09:33:51.916	
4 -	55.906	28.967	1:24.873	83.94	3.629	09:35:16.789	
5 -	53.898	29.404	1:23.302	85.52	2.058	09:36:40.091	
6 -	54.210	27.556	1:21.766 (3)	87.13	0.522	09:38:01.857	
7 -	53.745	28.246	1:21.991	86.89	0.747	09:39:23.848	
8 -	54.108	27.729	1:21.837	87.05	0.593	09:40:45.685	
9 -	<b>53.359</b>	27.892	1:21.251 (2)	87.68	0.007	09:42:06.936	
10 -	53.753	<b>27.491</b>	<b>1:21.244 (1)</b>	<b>87.69</b>		<b>09:43:28.180</b>	

P46 117 C		Benjamin STONARD		Yamaha R6 - BJ Signs & Decals LTD			
IDEAL LAP TIME : 1:21.296		BEST LAP TIME : 1:21.296		DIFFERENCE : 0.000			
LAP	SECTOR 1	SECTOR 2	LAP TIME	MPH	DIFF	TIME OF DAY	
1 -						09:31:09.981	
2 -	58.312	28.904	1:27.216	81.68	5.920	09:32:37.197	
3 -	54.736	28.164	1:22.900	85.94	1.604	09:34:00.097	
4 -	<b>53.380</b>	<b>27.916</b>	<b>1:21.296 (1)</b>	<b>87.63</b>		<b>09:35:21.393</b>	
5 -	54.397	28.225	1:22.622 (3)	86.23	1.326	09:36:44.015	
6 -	54.518	28.114	1:22.632	86.22	1.336	09:38:06.647	
7 -	53.474	28.677	1:22.151 (2)	86.72	0.855	09:39:28.798	
8 -	54.512	IN PIT	1:26.858 P	82.02	5.562	09:40:55.656	
9 -	OUTLAP	IN PIT	1:54.521 P	62.21	33.225	09:42:50.177	

P47 62 600		Oliver NUNN		Yamaha R6 - Intertechnic UK & STVL			
IDEAL LAP TIME : 1:21.350		BEST LAP TIME : 1:21.535		DIFFERENCE : 0.185			
LAP	SECTOR 1	SECTOR 2	LAP TIME	MPH	DIFF	TIME OF DAY	
1 -						09:31:19.657	
2 -	57.084	29.897	1:26.981	81.91	5.446	09:32:46.638	
3 -	54.881	30.028	1:24.909	83.90	3.374	09:34:11.547	
4 -	54.924	28.596	1:23.520	85.30	1.985	09:35:35.067	
5 -	54.005	29.310	1:23.315	85.51	1.780	09:36:58.382	
6 -	54.208	28.860	1:23.068 (3)	85.76	1.533	09:38:21.450	
7 -	<b>53.278</b>	28.749	1:22.027 (2)	86.85	0.492	09:39:43.477	
8 -	55.654	28.799	1:24.453	84.36	2.918	09:41:07.930	
9 -	55.366	29.266	1:24.632	84.18	3.097	09:42:32.562	
10 -	53.463	<b>28.072</b>	<b>1:21.535 (1)</b>	<b>87.38</b>		<b>09:43:54.097</b>	

P48 155 600		Eliot SMITH		Honda CBR600RR - Pro-Moto Europe Ltd			
IDEAL LAP TIME : 1:23.009		BEST LAP TIME : 1:23.051		DIFFERENCE : 0.042			
LAP	SECTOR 1	SECTOR 2	LAP TIME	MPH	DIFF	TIME OF DAY	
1 -						09:30:42.673	
2 -	59.280	29.689	1:28.969	80.08	5.918	09:32:11.642	
3 -	56.307	29.055	1:25.362	83.46	2.311	09:33:37.004	
4 -	55.092	28.880	1:23.972 (2)	84.84	0.921	09:35:00.976	
5 -	55.834	<b>28.631</b>	1:24.465	84.35	1.414	09:36:25.441	
6 -	54.993	29.005	1:23.998 (3)	84.81	0.947	09:37:49.439	
7 -	56.253	29.106	1:25.359	83.46	2.308	09:39:14.798	
8 -	<b>54.378</b>	28.673	<b>1:23.051 (1)</b>	<b>85.78</b>		<b>09:40:37.849</b>	
9 -	55.758	29.039	1:24.797	84.01	1.746	09:42:02.646	
10 -	56.013	29.047	1:25.060	83.76	2.009	09:43:27.706	

Weather / Track : Cloudy / Dry

Donington Park National  
Circuit Length = 1.9790 miles  
Start: 09:30 Flag 09:43 End: 09:44



# BMCRC - MRO Championships 2021 - Rnd 5 @ Donington National

Team Respro MRO 600 & BMCRC Rookie 600

## QUALIFYING - SECTOR ANALYSIS



SECTOR 1 = FL to I1, SECTOR 2 = I1 to FL, DIFF = Difference To Personal Best Lap, P = Crossed Finish Line in Pit Lane, D = Time Disallowed

P49 371 600 Billy HUTCHINGS			Yamaha R6 -			
IDEAL LAP TIME : 1:23.326		BEST LAP TIME : 1:23.326		DIFFERENCE : 0.000		
LAP	SECTOR 1	SECTOR 2	LAP TIME	MPH	DIFF	TIME OF DAY
1 -						09:30:45.401
2 -	1:02.095	31.217	1:33.312	76.35	9.986	09:32:18.713
3 -	57.993	31.254	1:29.247	79.83	5.921	09:33:47.960
4 -	57.387	29.839	1:27.226	81.68	3.900	09:35:15.186
5 -	56.962	30.013	1:26.975	81.91	3.649	09:36:42.161
6 -	56.403	29.750	1:26.153	82.69	2.827	09:38:08.314
7 -	56.429	29.353	1:25.782	83.05	2.456	09:39:34.096
8 -	55.337	29.456	1:24.793 (3)	84.02	1.467	09:40:58.889
9 -	55.498	29.110	1:24.608 (2)	84.20	1.282	09:42:23.497
10 -	<b>54.713</b>	<b>28.613</b>	<b>1:23.326 (1)</b>	<b>85.50</b>		<b>09:43:46.823</b>

P50 41 600 Daniel NURRISH			Yamaha R6 - Dcn Autobody			
IDEAL LAP TIME : 1:27.323		BEST LAP TIME : 1:27.323		DIFFERENCE : 0.000		
LAP	SECTOR 1	SECTOR 2	LAP TIME	MPH	DIFF	TIME OF DAY
1 -						09:30:46.879
2 -	1:01.891	31.113	1:33.004	76.60	5.681	09:32:19.883
3 -	58.114	30.688	1:28.802	80.23	1.479	09:33:48.685
4 -	57.836	30.030	1:27.866 (3)	81.08	0.543	09:35:16.551
5 -	58.679	30.003	1:28.682	80.33	1.359	09:36:45.233
6 -	57.679	30.191	1:27.870	81.08	0.547	09:38:13.103
7 -	58.381	30.050	1:28.431	80.56	1.108	09:39:41.534
8 -	57.742	30.277	1:28.019	80.94	0.696	09:41:09.553
9 -	57.921	29.848	1:27.769 (2)	81.17	0.446	09:42:37.322
10 -	<b>57.526</b>	<b>29.797</b>	<b>1:27.323 (1)</b>	<b>81.58</b>		<b>09:44:04.645</b>

P51 42 600 Kai EVANS			Suzuki GSXR 600 - CBS Ltd Construction and Engineering			
IDEAL LAP TIME : 1:27.106		BEST LAP TIME : 1:27.459		DIFFERENCE : 0.353		
LAP	SECTOR 1	SECTOR 2	LAP TIME	MPH	DIFF	TIME OF DAY
1 -						09:30:48.656
2 -	1:02.155	31.615	1:33.770	75.97	6.311	09:32:22.426
3 -	58.577	<b>30.005</b>	1:28.582	80.42	1.123	09:33:51.008
4 -	57.163	31.485	1:28.648	80.37	1.189	09:35:19.656
5 -	57.953	30.283	1:28.236	80.74	0.777	09:36:47.892
6 -	57.608	30.528	1:28.136 (3)	80.83	0.677	09:38:16.028
7 -	57.236	30.876	1:28.112 (2)	80.85	0.653	09:39:44.140
8 -	<b>57.101</b>	30.358	<b>1:27.459 (1)</b>	<b>81.46</b>		<b>09:41:11.599</b>
9 -	58.055	31.234	1:29.289	79.79	1.830	09:42:40.888
10 -	1:00.561	30.961	1:31.522	77.84	4.063	09:44:12.410

P52 23 600 Carl WATSON			Kawasaki ZX6R - Roofworks/Raw K9 Nutrition			
IDEAL LAP TIME : 1:34.046		BEST LAP TIME : 1:34.639		DIFFERENCE : 0.593		
LAP	SECTOR 1	SECTOR 2	LAP TIME	MPH	DIFF	TIME OF DAY
1 -		IN PIT				09:32:13.619
2 -	OUTLAP	33.392	2:00.465	59.14	25.826	09:34:14.084
3 -	1:03.486	<b>31.783</b>	1:35.269 (2)	74.78	0.630	09:35:49.353
4 -	<b>1:02.263</b>	34.015	1:36.278 (3)	74.00	1.639	09:37:25.631
5 -	1:03.009	33.966	1:36.975	73.46	2.336	09:39:02.606
6 -	1:02.545	32.094	<b>1:34.639 (1)</b>	<b>75.28</b>		<b>09:40:37.245</b>

Weather / Track : Cloudy / Dry

Donington Park National  
Circuit Length = 1.9790 miles  
Start: 09:30 Flag 09:43 End: 09:44

# BMCRC - MRO Championships 2021 - Rnd 5 @ Donington National

Team Respro MRO 600 & BMCRC Rookie 600

## QUALIFYING - SECTOR ANALYSIS



SECTOR 1 = FL to I1, SECTOR 2 = I1 to FL, DIFF = Difference To Personal Best Lap, P = Crossed Finish Line in Pit Lane, D = Time Disallowed

<b>P53 63 600 Robert BUSH</b>			Suzuki GSXR 600 - Legacy Racing			
IDEAL LAP TIME : 1:36.956		BEST LAP TIME : 1:37.607		DIFFERENCE : 0.651		
LAP	SECTOR 1	SECTOR 2	LAP TIME	MPH	DIFF	TIME OF DAY
1 -						09:31:03.841
2 -	1:09.471	33.320	1:42.791	69.31	5.184	09:32:46.632
3 -	1:05.042	32.838	1:37.880 (3)	72.78	0.273	09:34:24.512
4 -	1:05.803	<b>31.951</b>	1:37.754 (2)	72.88	0.147	09:36:02.266
5 -	1:05.428	32.720	1:38.148	72.59	0.541	09:37:40.414
6 -	1:05.746	33.679	1:39.425	71.65	1.818	09:39:19.839
7 -	1:05.063	32.544	<b>1:37.607 (1)</b>	<b>72.99</b>		<b>09:40:57.446</b>
8 -	1:05.513	32.820	1:38.333	72.45	0.726	09:42:35.779
9 -	<b>1:05.005</b>	33.526	1:38.531	72.30	0.924	09:44:14.310

<b>P54 92 C James WELCH</b>			Yamaha R6 -			
IDEAL LAP TIME :		BEST LAP TIME :		DIFFERENCE :		
LAP	SECTOR 1	SECTOR 2	LAP TIME	MPH	DIFF	TIME OF DAY
1 -	<b>OUTLAP</b>	<b>IN PIT</b>				<b>P</b> <b>09:32:55.971</b>

Weather / Track : Cloudy / Dry

# BMCRC - MRO Championships 2021 - Rnd 5 @ Donington National

## Team Respro MRO 600 & BMCRC Rookie 600

### QUALIFYING - BEST SECTORS

SECTOR 1			SECTOR 2			IDEAL / BEST COMPARISON						
POS	NO	NAME	TIME	NO	NAME	TIME	POS	NO	NAME	IDEAL	BEST	DIFF
									<b>PERFECT LAP</b>	<b>1:12.912</b>		
1	56	MILLS	47.622	9	WALSH	25.290	1	9	WALSH	1:13.028	1:13.028	0.000
2	9	WALSH	47.738	556	FIELDING	25.483	2	56	MILLS	1:13.154	1:13.221	0.067
3	173	DRAPER	47.818	56	MILLS	25.532	3	173	DRAPER	1:13.373	1:13.407	0.034
4	74	GAGG	47.951	74	GAGG	25.545	4	74	GAGG	1:13.496	1:13.496	0.000
5	556	FIELDING	48.087	173	DRAPER	25.555	5	556	FIELDING	1:13.570	1:13.570	0.000
6	2	GILL	48.184	7	BENSTED	25.770	6	2	GILL	1:14.148	1:14.148	0.000
7	188	KRAWIECKI	48.498	321	MORRIS	25.780	7	188	KRAWIECKI	1:14.342	1:14.342	0.000
8	154	NORVAL	48.649	188	KRAWIECKI	25.844	8	154	NORVAL	1:14.546	1:14.546	0.000
9	13	EDMONDSON	48.706	134	GILBERT	25.869	9	125	STONE	1:14.732	1:14.732	0.000
10	125	STONE	48.718	154	NORVAL	25.897	10	13	EDMONDSON	1:14.746	1:14.746	0.000
11	818	BARKER	48.799	169	CUNNINGHAM	25.921	11	321	MORRIS	1:14.784	1:14.784	0.000
12	169	CUNNINGHAM	48.901	37	LATHAM	25.928	12	818	BARKER	1:14.790	1:15.008	0.218
13	95	ROBERTSON	48.935	2	GILL	25.964	13	169	CUNNINGHAM	1:14.822	1:14.896	0.074
14	134	GILBERT	48.958	818	BARKER	25.991	14	134	GILBERT	1:14.827	1:14.827	0.000
15	321	MORRIS	49.004	125	STONE	26.014	15	95	ROBERTSON	1:14.969	1:15.188	0.219
16	231	SIMPSON	49.030	200	BURNHAM	26.016	16	7	BENSTED	1:15.046	1:15.046	0.000
17	37	LATHAM	49.134	95	ROBERTSON	26.034	17	37	LATHAM	1:15.062	1:15.755	0.693
18	111	FOLKES	49.263	13	EDMONDSON	26.040	18	200	BURNHAM	1:15.297	1:15.405	0.108
19	7	BENSTED	49.276	23	VINES	26.082	19	23	VINES	1:15.395	1:15.395	0.000
20	200	BURNHAM	49.281	111	FOLKES	26.165	20	231	SIMPSON	1:15.400	1:15.453	0.053
21	23	VINES	49.313	231	SIMPSON	26.370	21	111	FOLKES	1:15.428	1:15.733	0.305
22	192	MOFFA	49.576	100	HOWTON	26.440	22	132	GILBERT	1:16.301	1:16.342	0.041
23	63	MACE	49.695	132	GILBERT	26.482	23	192	MOFFA	1:16.334	1:16.334	0.000
24	132	GILBERT	49.819	60	YOUNGE	26.571	24	63	MACE	1:16.447	1:16.447	0.000
25	100	HOWTON	50.200	284	SEEDS	26.608	25	100	HOWTON	1:16.640	1:16.713	0.073
26	624	FEDRICK	50.285	118	COYLE	26.624	26	60	YOUNGE	1:16.903	1:17.082	0.179
27	90	GATHERCOLE	50.311	63	MACE	26.752	27	179	GARNER	1:17.191	1:17.191	0.000
28	60	YOUNGE	50.332	192	MOFFA	26.758	28	90	GATHERCOLE	1:17.351	1:17.470	0.119
29	179	GARNER	50.357	179	GARNER	26.834	29	118	COYLE	1:17.536	1:17.603	0.067
30	118	COYLE	50.912	90	GATHERCOLE	27.040	30	284	SEEDS	1:17.786	1:18.334	0.548
31	8	SAUNDERS	50.983	43	SALES	27.085	31	624	FEDRICK	1:17.861	1:17.861	0.000
32	51	CLARKE	51.064	8	SAUNDERS	27.095	32	8	SAUNDERS	1:18.078	1:18.078	0.000
33	284	SEEDS	51.178	501	COID	27.102	33	51	CLARKE	1:18.215	1:18.215	0.000
34	501	COID	51.364	51	CLARKE	27.151	34	501	COID	1:18.466	1:18.582	0.116
35	83	SKEELS-PIGGINS	51.764	22	GATHERCOLE	27.259	35	22	GATHERCOLE	1:19.089	1:19.432	0.343
36	22	GATHERCOLE	51.830	331	BURROWS	27.457	36	43	SALES	1:19.144	1:19.144	0.000
37	636	MILLS	51.895	155	LAMBOURNE	27.491	37	83	SKEELS-PIGGINS	1:19.544	1:19.617	0.073
38	43	SALES	52.059	624	FEDRICK	27.576	38	636	MILLS	1:19.717	1:19.717	0.000
39	331	BURROWS	52.284	83	SKEELS-PIGGINS	27.780	39	331	BURROWS	1:19.741	1:20.040	0.299
40	212	PALLET	52.318	636	MILLS	27.822	40	212	PALLET	1:20.209	1:20.440	0.231
41	50	BEHAL	52.702	212	PALLET	27.891	41	686	SPILLER	1:20.613	1:20.775	0.162
42	686	SPILLER	52.716	686	SPILLER	27.897	42	50	BEHAL	1:20.819	1:20.819	0.000
43	28	BICKNELL	53.005	117	STONARD	27.916	43	155	LAMBOURNE	1:20.850	1:21.244	0.394
44	62	NUNN	53.278	28	BICKNELL	28.062	44	28	BICKNELL	1:21.067	1:21.143	0.076
45	155	LAMBOURNE	53.359	62	NUNN	28.072	45	117	STONARD	1:21.296	1:21.296	0.000
46	117	STONARD	53.380	50	BEHAL	28.117	46	62	NUNN	1:21.350	1:21.535	0.185
47	155	SMITH	54.378	371	HUTCHINGS	28.613	47	155	SMITH	1:23.009	1:23.051	0.042
48	371	HUTCHINGS	54.713	155	SMITH	28.631	48	371	HUTCHINGS	1:23.326	1:23.326	0.000
49	42	EVANS	57.101	41	NURRISH	29.797	49	42	EVANS	1:27.106	1:27.459	0.353
50	41	NURRISH	57.526	42	EVANS	30.005	50	41	NURRISH	1:27.323	1:27.323	0.000
51	23	WATSON	1:02.263	23	WATSON	31.783	51	23	WATSON	1:34.046	1:34.639	0.593
52	63	BUSH	1:05.005	63	BUSH	31.951	52	63	BUSH	1:36.956	1:37.607	0.651
53							53	92	WELCH			
54							54	165	HUMPHRIES		1:18.273	

Weather / Track : Cloudy / Dry

Donington Park National  
Circuit Length = 1.9790 miles  
Start: 09:30 Flag 09:43 End: 09:44

Results can be found at [www.tsl-timing.com](http://www.tsl-timing.com)

Printed - 09:44 Saturday, 04 September 2021

# BMCRC - MRO Championships 2021 - Rnd 5 @ Donington National

## Team Respro MRO 600 & BMCRC Rookie 600

### QUALIFYING - STATISTICS

<b>Competitors Started</b>	54
<b>Planned Start</b>	2021-09-04 @ 09:34:00.000
<b>Actual Start</b>	2021-09-04 @ 09:30:17.427
<b>Finish Time</b>	2021-09-04 @ 09:43:18.333
<b>Track Length</b>	1.9790mi.
<b>Total Laps</b>	552
<b>Total Distance Covered</b>	1092.4451mi.

### Session Fastest Lap History

NO	CL	NAME	LAP TIME	TIME OF DAY	LAP	VEHICLE
7	C	Thomas BENSTED	1:17.831	09:31:56.720	2	Triumph Daytona 675R
37	C	Alexander LATHAM	1:17.081	09:33:16.644	3	Triumph DAYTONA
556	C	Tommy FIELDING	1:16.599	09:33:40.458	3	Yamaha R6
56		Michael MILLS	1:16.027	09:33:54.296	3	Yamaha R6
7	C	Thomas BENSTED	1:16.019	09:34:31.633	4	Triumph Daytona 675R
818	C	Alex BARKER	1:15.051	09:34:34.663	4	Yamaha R6
556	C	Tommy FIELDING	1:14.267	09:34:54.725	4	Yamaha R6
56		Michael MILLS	1:13.221	09:36:28.321	5	Yamaha R6
9		Glenn WALSH	1:13.028	09:42:51.211	9	Yamaha R6

### Flag History

TYPE	TIME OF DAY
GREEN	09:30:17.427
FINISH	09:43:18.333

### Flag Statistics

TYPE	COUNT	TOTAL LAPS	TOTAL TIME
Green	1	11	14:23.097
Red	0	0	0.000
Safety Car	0	0	0.000
FCY	0	0	0.000

# BMCRC - MRO Championships 2021 - Rnd 5 @ Donington National

Team Respro MRO 600 & BMCRC Rookie 600

## QUALIFYING - STATISTICS

CLASS :

22 Starters

### Fastest Lap History

NO	NAME	LAP TIME	TIME OF DAY	LAP	VEHICLE
2	Andrew GILL	1:22.008	09:32:02.708	2	Kawasaki ZX6R
188	Dawid KRAWIECKI	1:21.996	09:32:16.188	2	Yamaha R6
9	Glenn WALSH	1:21.864	09:32:16.581	2	Yamaha R6
111	Ryan FOLKES	1:19.395	09:32:39.398	2	Triumph DAYTONA 675
13	Doug EDMONDSON	1:18.510	09:32:51.370	2	Triumph DAYTONA
95	Grant ROBERTSON	1:17.092	09:33:23.357	3	Kawasaki ZX6R
56	Michael MILLS	1:16.027	09:33:54.296	3	Yamaha R6
154	Shane NORVAL	1:14.891	09:35:00.232	4	Yamaha R6
56	Michael MILLS	1:13.221	09:36:28.321	5	Yamaha R6
9	Glenn WALSH	1:13.028	09:42:51.211	9	Yamaha R6

Weather / Track : Cloudy / Dry

Donington Park National  
Circuit Length = 1.9790 miles  
Start: 09:30 Flag 09:43 End: 09:44

# BMCRC - MRO Championships 2021 - Rnd 5 @ Donington National

Team Respro MRO 600 & BMCRC Rookie 600

## QUALIFYING - STATISTICS

CLASS : C

18 Starters

### Fastest Lap History

NO	NAME	LAP TIME	TIME OF DAY	LAP	VEHICLE
7	Thomas BENSTED	1:17.831	09:31:56.720	2	Triumph Daytona 675R
37	Alexander LATHAM	1:17.081	09:33:16.644	3	Triumph DAYTONA
556	Tommy FIELDING	1:16.599	09:33:40.458	3	Yamaha R6
7	Thomas BENSTED	1:16.019	09:34:31.633	4	Triumph Daytona 675R
818	Alex BARKER	1:15.051	09:34:34.663	4	Yamaha R6
556	Tommy FIELDING	1:14.267	09:34:54.725	4	Yamaha R6
556	Tommy FIELDING	1:13.570	09:38:42.149	7	Yamaha R6
74	Steven GAGG	1:13.496	09:42:52.336	10	Yamaha R6

Weather / Track : Cloudy / Dry

Results can be found at [www.tsl-timing.com](http://www.tsl-timing.com)

Page 3 of 4

Donington Park National  
Circuit Length = 1.9790 miles  
Start: 09:30 Flag 09:43 End: 09:44

Printed - 09:45 Saturday, 04 September 2021

# BMCRC - MRO Championships 2021 - Rnd 5 @ Donington National

Team Respro MRO 600 & BMCRC Rookie 600

## QUALIFYING - STATISTICS

CLASS : 600

16 Starters

### Fastest Lap History

NO	NAME	LAP TIME	TIME OF DAY	LAP	VEHICLE
212	Matt PALLETT	1:25.265	09:32:08.379	2	Kawasaki ZX6R
636	Matthew MILLS	1:25.143	09:32:58.410	2	Kawasaki ZX6R
179	Thomas GARNER	1:18.546	09:33:28.964	3	Yamaha R6
200	Dan BURNHAM	1:18.467	09:33:33.734	3	Triumph DAYTONA 675
200	Dan BURNHAM	1:16.619	09:34:50.351	4	Triumph DAYTONA 675
200	Dan BURNHAM	1:16.559	09:36:06.910	5	Triumph DAYTONA 675
200	Dan BURNHAM	1:15.405	09:37:22.315	6	Triumph DAYTONA 675

Weather / Track : Cloudy / Dry

Results can be found at [www.tsl-timing.com](http://www.tsl-timing.com)

Page 4 of 4

Donington Park National  
Circuit Length = 1.9790 miles  
Start: 09:30 Flag 09:43 End: 09:44

Printed - 09:45 Saturday, 04 September 2021

# BMCRC - MRO Championships 2021 - Rnd 5 @ Donington National

## BMCRC Rookie 600 & Rookie 1000

### RACE 3 - GRID (7 Laps)



CONTRACTORS LTD

ROW 14	42		41	<b>63</b> Robert BUSH	40	<b>23</b> Carl WATSON	
ROW 13		39	<b>42</b> Kai EVANS	38	<b>41</b> Daniel NURRISH	37	<b>371</b> Billy HUTCHINGS
ROW 12	36	<b>155</b> Eliot SMITH	35	<b>62</b> Oliver NUNN	34	<b>28</b> Craig BICKNELL	
ROW 11		33	<b>686</b> Liam SPILLER	32	<b>212</b> Matt PALLETT	31	<b>636</b> Matthew MILLS
ROW 10	30	<b>22</b> Matt GATHERCOLE	29	<b>501</b> Ashley COID	28	<b>51</b> Ross CLARKE	
ROW 9		27	<b>90</b> Adam GATHERCOLE	26	<b>179</b> Thomas GARNER	25	<b>200</b> Dan BURNHAM
ROW 8	24		23		22		
ROW 7		21		20	<b>82</b> Paul MORRIS	19	<b>888</b> Paul FAGG
ROW 6	18	<b>45</b> Glenn SMITH	17	<b>180</b> Mark OVEL	16	<b>147</b> Mark SKEVINGTON	
ROW 5		15	<b>201</b> Scott WEST	14	<b>66</b> Jonny HILL	13	<b>999</b> Jack DWYER
ROW 4	12	<b>61</b> Andrew LEWIS	11	<b>107</b> Dave WILLIAMSON	10	<b>222</b> Phil ROOKE	
ROW 3		9	<b>93</b> Connor IRWIN	8	<b>300</b> Aaren CARPENTER	7	<b>32</b> Louis FINLAYSON-GREEN
ROW 2	6	<b>508</b> Daniel McFADDEN	5	<b>91</b> Thomas HARRISON	4	<b>110</b> Michael CLARKE	
ROW 1		3	<b>53</b> Seamus McGLYNN	2	<b>19</b> Lee GRANT	1	<b>100</b> Antony HUNTER
						<b>Pole</b>	

Donington Park National  
Circuit Length = 1.9790 miles

These results are provisional until the conclusion of any judicial and technical matters.

Clerk Of Course :	Stewards :	Timekeeper :
-------------------	------------	--------------

Results can be found at [www.tsl-timing.com](http://www.tsl-timing.com)

Printed - 09:51 Saturday, 04 September 2021





# BMCRC - MRO Championships 2021 - Rnd 5 @ Donington National

## BMCRC Rookie 600 & Rookie 1000

### RACE 3 - CLASSIFICATION



CONTRACTORS LTD

POS	NO	CL	PIC NAME	ENTRY	LAPS	TIME	GAP	DIFF	MPH	BEST	ON
1	53	1000	1 Seamus McGLYNN	Yamaha R1 -	7	8:40.176			95.61	1:13.154	2
2	100	1000	2 Antony HUNTER	Kawasaki ZX10 - Uncletoms motoring centre	7	8:50.227	10.051	10.051	93.80	1:14.373	6
3	19	1000	3 Lee GRANT	Yamaha R1M - Grant carpentry and construction ltd	7	8:50.332	10.156	0.105	93.78	1:13.928	5
4	110	1000	4 Michael CLARKE	Yamaha R1 - BIKEBASE.ltd	7	8:50.932	10.756	0.600	93.67	1:13.098	2
5	91	1000	5 Thomas HARRISON	Suzuki GSXR 1000 - RAW K9 NUTRITION	7	8:57.830	17.654	6.898	92.47	1:15.314	6
6	508	1000	6 Daniel McFADDEN	Kawasaki ZX10RR - Danny McFadden Racing	7	9:01.532	21.356	3.702	91.84	1:14.743	6
7	93	1000	7 Connor IRWIN	Kawasaki ZX10R - RAW K9 nutrition / roof works	7	9:01.936	21.760	0.404	91.77	1:15.860	6
8	300	1000	8 Aaren CARPENTER	Kawasaki ZX10R - Above Build Limited	7	9:11.269	31.093	9.333	90.22	1:17.370	7
9	222	1000	9 Phil ROOKE	KAWASAKI ZX10R - CLEARWAY TRAFFIC SOLUT	7	9:17.855	37.679	6.586	89.15	1:18.019	7
10	66	1000	10 Jonny HILL	Honda CBR1000 RR - Michael J Lonsdale Group	7	9:18.512	38.336	0.657	89.05	1:18.307	7
11	32	1000	11 Louis FINLAYSON-GREEN	Honda CBR1000RR - Revs of Horsham	7	9:31.384	51.208	12.872	87.04	1:18.488	6
12	107	1000	12 Dave WILLIAMSON	Kawasaki ZX10R - DWM Racing	7	9:33.727	53.551	2.343	86.68	1:20.093	7
13	147	1000	13 Mark SKEVINGTON	Suzuki GSXR 1000 - Teknimek Engineering Ltd	7	9:34.827	54.651	1.100	86.52	1:19.992	6
14	61	1000	14 Andrew LEWIS	Yamaha R1 -	7	9:35.236	55.060	0.409	86.46	1:17.448	6
15	45	1000	15 Glenn SMITH	Kawasaki ZX10R -	7	9:38.872	58.696	3.636	85.91	1:20.048	6
16	51	600	1 Ross CLARKE	Kawasaki ZX600RR - Ross clarke Farriery	7	9:47.799	1:07.623	8.927	84.61	1:15.974	7
17	180	1000	16 Mark OVEL	Yamaha R1 - I NEED A SPONSOR	7	9:47.818	1:07.642	0.019	84.61	1:22.057	3
18	90	600	2 Adam GATHERCOLE	Triumph DAYTONA 675 - Ride In Bike Tyres	7	9:47.905	1:07.729	0.087	84.59	1:15.723	7
19	888	1000	17 Paul FAGG	Honda CBR 1000RR -	7	9:48.770	1:08.594	0.865	84.47	1:21.643	7
20	501	600	3 Ashley COID	Kawasaki ZX636R -	7	9:53.546	1:13.370	4.776	83.79	1:16.884	3
21	179	600	4 Thomas GARNER	Yamaha R6 -	7	9:53.778	1:13.602	0.232	83.76	1:17.325	3
22	22	600	5 Matt GATHERCOLE	Kawasaki ZX6R - Ride In Bike Tyres	7	9:57.514	1:17.338	3.736	83.23	1:17.630	3
23	82	1000	18 Paul MORRIS	Suzuki GSXR 1000 - Rpm Performance & Engineerir	7	10:00.466	1:20.290	2.952	82.82	1:23.381	2
24	212	600	6 Matt PALLETT	Kawasaki ZX6R - In:timber	6	8:47.986	1 Lap	1 Lap	80.70	1:19.045	6
25	28	600	7 Craig BICKNELL	Yamaha R6 - On Point Security LTD	6	8:48.885	1 Lap	0.899	80.56	1:19.256	5
26	636	600	8 Matthew MILLS	Kawasaki ZX6R -	6	8:52.456	1 Lap	3.571	80.02	1:19.984	4
27	686	600	9 Liam SPILLER	Yamaha R6 - LD Renovate Ltd	6	8:52.858	1 Lap	0.402	79.96	1:19.786	3
28	62	600	10 Oliver NUNN	Yamaha R6 - Intertechnic UK & STVL	6	9:05.977	1 Lap	13.119	78.04	1:19.870	5
29	371	600	11 Billy HUTCHINGS	Yamaha R6 -	6	9:28.889	1 Lap	22.912	74.90	1:25.441	2
30	41	600	12 Daniel NURRISH	Yamaha R6 - Dcn Autobody	6	9:34.913	1 Lap	6.024	74.11	1:27.083	2
31	42	600	13 Kai EVANS	Suzuki GSXR 600 - CBS Ltd Construction and Engin	6	9:35.340	1 Lap	0.427	74.06	1:26.547	2
32	155	600	14 Eliot SMITH	Honda CBR600RR - Pro-Moto Europe Ltd	6	9:35.546	1 Lap	0.206	74.03	1:26.045	2
33	63	600	15 Robert BUSH	Suzuki GSXR 600 - Legacy Racing	5	8:48.443	2 Laps	1 Lap	67.15	1:35.499	3
34	23	600	16 Carl WATSON	Kawasaki ZX6R - Roofworks/Raw K9 Nutrition	5	8:50.336	2 Laps	1.893	66.91	1:34.277	4

#### NOT CLASSIFIED

DNF	999	1000	Jack DWYER	Honda CBR1000RR -	4	5:29.085	3 Laps	1 Lap	86.18	1:19.394	2
DNF	200	600	Dan BURNHAM	Triumph DAYTONA 675 - BDR RACING / KY JAX	2	3:20.143	5 Laps	2 Laps	70.51	1:15.993	2
DNF	201	1000	Scott WEST	Suzuki GSXR1000 -	0						

#### FASTEST LAP

110	1000	Michael CLARKE	Yamaha R1 - BIKEBASE.ltd	2	1:13.098	97.46 mph	156.85 kph
90	600	Adam GATHERCOLE	Triumph DAYTONA 675 - Ride In Bike Tyres	7	1:15.723	94.08 mph	151.42 kph

Class 1000 - 92.5% of Race Speed = 88.43 mph

Class 600 - 92.5% of Race Speed = 78.26 mph

Weather / Track : Cloudy / Dry

These results are provisional until the conclusion of any judicial and technical matters.

Donington Park National: 1.9790 miles

Race Distance: 7 Laps / 13.85 miles

Start: 12:30 Flag 12:38 End: 12:40

Clerk Of Course :	Stewards :	Timekeeper :
-------------------	------------	--------------

Results can be found at [www.tsl-timing.com](http://www.tsl-timing.com)

Printed - 12:41 Saturday, 04 September 2021



# BMCRC - MRO Championships 2021 - Rnd 5 @ Donington National

## BMCRC Rookie 600 & Rookie 1000

### RACE 3 - LAP CHART

#### LAP 1 @ 12:31:23.874

NO	BEHIND	LAP TIME
53		1:16.772
100	1.174	1:17.946
110	4.801	1:21.573
19	4.934	1:21.706
508	5.266	1:22.038
93	5.531	1:22.303
91	5.599	1:22.371
222	6.667	1:23.439
300	6.974	1:23.746
66	7.448	1:24.220
999	8.486	1:25.258
32	8.776	1:25.548
147	10.560	1:27.332
107	10.777	1:27.549
180	13.486	1:30.258
45	14.273	1:31.045
888	15.419	1:32.191
61	15.476	1:32.248
82	16.584	1:33.356
200	47.378	2:04.150
51	49.437	2:06.209
90	49.939	2:06.711
22	50.388	2:07.160
179	50.639	2:07.411
501	50.954	2:07.726
28	52.616	2:09.388
212	52.731	2:09.503
636	53.608	2:10.380
62	54.718	2:11.490
686	54.764	2:11.536
41	59.345	2:16.117
155	1:00.716	2:17.488
42	1:00.830	2:17.602
371	1:02.001	2:18.773
63	1:06.567	2:23.339
23	1:08.095	2:24.867

#### LAP 2 @ 12:32:37.028

NO	BEHIND	LAP TIME
53		1:13.154
100	2.509	1:14.489
110	4.745	1:13.098
19	5.752	1:13.972
91	8.485	1:16.040
508	8.605	1:16.493
93	8.812	1:16.435
300	11.541	1:17.721
222	11.582	1:18.069
66	13.469	1:19.175
999	14.726	1:19.394
32	14.837	1:19.215
147	17.485	1:20.079
107	18.171	1:20.548
45	22.875	1:21.756
180	23.439	1:23.107
61	24.123	1:21.801
888	25.855	1:23.590
82	26.811	1:23.381
200	50.217	1:15.993
90	54.274	1:17.489
51	54.618	1:18.335
22	54.970	1:17.736

179	55.586	1:18.101
501	56.305	1:18.505
28	59.693	1:20.231
212	1:00.376	1:20.799
636	1:01.126	1:20.672
62	1:01.627	1:20.063
686	1:02.177	1:20.567
41	1:13.274	1:27.083
155	1:13.607	1:26.045
42	1:14.223	1:26.547
371	1:14.288	1:25.441

#### LAP 3 @ 12:33:51.478

NO	BEHIND	LAP TIME
53		1:14.450
100	2.925	1:14.866
110	4.693	1:14.398
19	6.936	1:15.634
91	10.464	1:16.429
508	10.690	1:16.535
93	11.386	1:17.024
63	1 Lap	1:35.596
300	14.624	1:17.533
222	15.820	1:18.688
66	17.649	1:18.630
23	1 Lap	1:37.614
999	20.611	1:20.335
32	22.604	1:22.217
107	24.131	1:20.410
147	24.582	1:21.547
45	29.952	1:21.527
180	31.046	1:22.057
61	31.099	1:21.426
888	33.802	1:22.397
82	36.092	1:23.731
90	56.491	1:16.667
51	57.491	1:17.323
22	58.150	1:17.630
179	58.461	1:17.325
501	58.739	1:16.884
28	1:05.265	1:20.022
212	1:05.790	1:19.864
636	1:06.761	1:20.085
62	1:07.271	1:20.094
686	1:07.513	1:19.786

#### LAP 4 @ 12:35:05.039

NO	BEHIND	LAP TIME
53		1:13.561
100	6.678	1:17.314
110	7.352	1:16.220
19	8.377	1:15.002
41	1 Lap	1:27.525
155	1 Lap	1:27.331
91	13.030	1:16.127
371	1 Lap	1:26.786
93	14.095	1:16.270
508	14.178	1:17.049
42	1 Lap	1:28.115
300	18.735	1:17.672
222	22.004	1:19.745
66	22.756	1:18.668
999	31.148	1:24.098
32	31.443	1:22.400

107	32.685	1:22.115
147	34.345	1:23.324
63	1 Lap	1:35.499
45	37.993	1:21.602
61	38.833	1:21.295
180	40.662	1:23.177
23	1 Lap	1:38.036
888	43.229	1:22.988
82	46.883	1:24.352
90	1:00.241	1:17.311
51	1:00.881	1:16.951
179	1:02.396	1:17.496
22	1:02.635	1:18.046
501	1:02.737	1:17.559
28	1:11.207	1:19.503
212	1:11.452	1:19.223
636	1:13.184	1:19.984
686	1:14.030	1:20.078
62	1:14.105	1:20.395

#### LAP 5 @ 12:36:19.288

NO	BEHIND	LAP TIME
53		1:14.249
110	7.273	1:14.170
100	7.745	1:15.316
19	8.056	1:13.928
91	14.837	1:16.056
93	16.663	1:16.817
508	18.173	1:18.244
300	23.813	1:19.327
371	1 Lap	1:26.406
41	1 Lap	1:28.258
155	1 Lap	1:28.437
222	27.182	1:19.427
66	27.835	1:19.328
42	1 Lap	1:27.972
32	38.013	1:20.819
107	39.820	1:21.384
147	41.617	1:21.521
61	44.945	1:20.361
45	45.862	1:22.118
180	49.631	1:23.218
888	52.528	1:23.548
82	57.692	1:25.058
63	1 Lap	1:37.751
23	1 Lap	1:34.277
51	1:03.065	1:16.433
90	1:03.293	1:17.301
501	1:05.937	1:17.449
179	1:06.122	1:17.975
22	1:06.933	1:18.547

#### LAP 6 @ 12:37:33.381

NO	BEHIND	LAP TIME
53		1:14.093
28	1 Lap	1:19.256
212	1 Lap	1:19.552
636	1 Lap	1:20.324
62	1 Lap	1:19.870
686	1 Lap	1:20.208
100	8.025	1:14.373
19	8.334	1:14.371
110	8.728	1:15.548
91	16.058	1:15.314

93	18.430	1:15.860
508	18.823	1:14.743
300	27.620	1:17.900
222	33.557	1:20.468
66	33.926	1:20.184
371	1 Lap	1:25.542
41	1 Lap	1:27.892
42	1 Lap	1:27.495
155	1 Lap	1:28.847
32	42.408	1:18.488
107	47.355	1:21.628
147	47.516	1:19.992
61	48.300	1:17.448
45	51.817	1:20.048
180	57.695	1:22.157
888	1:00.848	1:22.413
51	1:05.546	1:16.574
90	1:05.903	1:16.703
82	1:09.526	1:25.927
501	1:09.727	1:17.883
179	1:10.063	1:18.034
22	1:12.121	1:19.281

#### LAP 7 @ 12:38:47.278

NO	BEHIND	LAP TIME
53		1:13.897
212	1 Lap	1:19.045
63	2 Laps	1:36.258
28	1 Lap	1:20.485
100	10.051	1:15.923
19	10.156	1:15.719
23	2 Laps	1:35.542
110	10.756	1:15.925
636	1 Lap	1:21.011
686	1 Lap	1:20.683
91	17.654	1:15.493
508	21.356	1:16.430
93	21.760	1:17.227
62	1 Lap	1:34.065
300	31.093	1:17.370
222	37.679	1:18.019
66	38.336	1:18.307
371	1 Lap	1:25.941
32	51.208	1:22.697
107	53.551	1:20.093
147	54.651	1:21.032
41	1 Lap	1:28.038
61	55.060	1:20.657
42	1 Lap	1:27.609
155	1 Lap	1:27.398
45	58.696	1:20.776
51	1:07.623	1:15.974
180	1:07.642	1:23.844
90	1:07.729	1:15.723
888	1:08.594	1:21.643
501	1:13.370	1:17.540
179	1:13.602	1:17.436
22	1:17.338	1:19.114
82	1:20.290	1:24.661

Weather / Track : Cloudy / Dry

Donington Park National  
Circuit Length = 1.9790 miles  
Start: 12:30 Flag 12:38 End: 12:40

Results can be found at [www.tsl-timing.com](http://www.tsl-timing.com)

Printed - 12:40 Saturday, 04 September 2021

# BMCRC - MRO Championships 2021 - Rnd 5 @ Donington National

## BMCRC Rookie 600 & Rookie 1000

### RACE 3 - SECTOR ANALYSIS



SECTOR 1 = FL to I1, SECTOR 2 = I1 to FL, DIFF = Difference To Personal Best Lap, P = Crossed Finish Line in Pit Lane, D = Time Disallowed

P1 53 1000 Seamus McGLYNN		Yamaha R1 -				
IDEAL LAP TIME : 1:13.154		BEST LAP TIME : 1:13.154		DIFFERENCE : 0.000		
LAP	SECTOR 1	SECTOR 2	LAP TIME	MPH	DIFF	TIME OF DAY
1 -		25.142	1:16.772	92.80	3.618	12:31:23.874
2 -	<b>48.126</b>	<b>25.028</b>	<b>1:13.154 (1)</b>	<b>97.39</b>		<b>12:32:37.028</b>
3 -	48.556	25.894	1:14.450	95.69	1.296	12:33:51.478
4 -	48.412	25.149	1:13.561 (2)	96.85	0.407	12:35:05.039
5 -	48.819	25.430	1:14.249	95.95	1.095	12:36:19.288
6 -	48.468	25.625	1:14.093	96.15	0.939	12:37:33.381
7 -	48.699	25.198	1:13.897 (3)	96.41	0.743	12:38:47.278

P2 100 1000 Antony HUNTER		Kawasaki ZX10 - Uncletoms motoring centre				
IDEAL LAP TIME : 1:13.977		BEST LAP TIME : 1:14.373		DIFFERENCE : 0.396		
LAP	SECTOR 1	SECTOR 2	LAP TIME	MPH	DIFF	TIME OF DAY
1 -		25.682	1:17.946	91.40	3.573	12:31:25.048
2 -	48.469	26.020	1:14.489 (2)	95.64	0.116	12:32:39.537
3 -	49.195	<b>25.671</b>	1:14.866 (3)	95.16	0.493	12:33:54.403
4 -	50.783	26.531	1:17.314	92.15	2.941	12:35:11.717
5 -	49.345	25.971	1:15.316	94.59	0.943	12:36:27.033
6 -	<b>48.306</b>	26.067	<b>1:14.373 (1)</b>	<b>95.79</b>		<b>12:37:41.406</b>
7 -	49.515	26.408	1:15.923	93.84	1.550	12:38:57.329

P3 19 1000 Lee GRANT		Yamaha R1M - Grant carpentry and construction ltd				
IDEAL LAP TIME : 1:13.867		BEST LAP TIME : 1:13.928		DIFFERENCE : 0.061		
LAP	SECTOR 1	SECTOR 2	LAP TIME	MPH	DIFF	TIME OF DAY
1 -		26.499	1:21.706	87.19	7.778	12:31:28.808
2 -	48.293	25.679	1:13.972 (2)	96.31	0.044	12:32:42.780
3 -	49.798	25.836	1:15.634	94.19	1.706	12:33:58.414
4 -	49.391	<b>25.611</b>	1:15.002	94.99	1.074	12:35:13.416
5 -	<b>48.256</b>	25.672	<b>1:13.928 (1)</b>	<b>96.37</b>		<b>12:36:27.344</b>
6 -	48.367	26.004	1:14.371 (3)	95.79	0.443	12:37:41.715
7 -	49.881	25.838	1:15.719	94.09	1.791	12:38:57.434

P4 110 1000 Michael CLARKE		Yamaha R1 - BIKEBASE.ltd				
IDEAL LAP TIME : 1:13.098		BEST LAP TIME : 1:13.098		DIFFERENCE : 0.000		
LAP	SECTOR 1	SECTOR 2	LAP TIME	MPH	DIFF	TIME OF DAY
1 -		26.256	1:21.573	87.33	8.475	12:31:28.675
2 -	<b>47.585</b>	<b>25.513</b>	<b>1:13.098 (1)</b>	<b>97.46</b>		<b>12:32:41.773</b>
3 -	48.222	26.176	1:14.398 (3)	95.76	1.300	12:33:56.171
4 -	50.535	25.685	1:16.220	93.47	3.122	12:35:12.391
5 -	48.370	25.800	1:14.170 (2)	96.05	1.072	12:36:26.561
6 -	48.427	27.121	1:15.548	94.30	2.450	12:37:42.109
7 -	49.860	26.065	1:15.925	93.83	2.827	12:38:58.034

P5 91 1000 Thomas HARRISON		Suzuki GSXR 1000 - RAW K9 NUTRITION				
IDEAL LAP TIME : 1:15.314		BEST LAP TIME : 1:15.314		DIFFERENCE : 0.000		
LAP	SECTOR 1	SECTOR 2	LAP TIME	MPH	DIFF	TIME OF DAY
1 -		26.916	1:22.371	86.49	7.057	12:31:29.473
2 -	49.642	26.398	1:16.040 (3)	93.69	0.726	12:32:45.513
3 -	49.876	26.553	1:16.429	93.21	1.115	12:34:01.942
4 -	49.591	26.536	1:16.127	93.58	0.813	12:35:18.069
5 -	50.020	26.036	1:16.056	93.67	0.742	12:36:34.125
6 -	<b>49.288</b>	<b>26.026</b>	<b>1:15.314 (1)</b>	<b>94.59</b>		<b>12:37:49.439</b>
7 -	49.291	26.202	1:15.493 (2)	94.37	0.179	12:39:04.932

Weather / Track : Cloudy / Dry

Donington Park National  
Circuit Length = 1.9790 miles  
Start: 12:30 Flag 12:38 End: 12:40

# BMCRC - MRO Championships 2021 - Rnd 5 @ Donington National

## BMCRC Rookie 600 & Rookie 1000

### RACE 3 - SECTOR ANALYSIS



SECTOR 1 = FL to I1, SECTOR 2 = I1 to FL, DIFF = Difference To Personal Best Lap, P = Crossed Finish Line in Pit Lane, D = Time Disallowed

P6 508 1000 Daniel McFADDEN			Kawasaki ZX10RR - Danny McFadden Racing			
IDEAL LAP TIME : 1:14.743		BEST LAP TIME : 1:14.743		DIFFERENCE : 0.000		
LAP	SECTOR 1	SECTOR 2	LAP TIME	MPH	DIFF	TIME OF DAY
1 -		27.033	1:22.038	86.84	7.295	12:31:29.140
2 -	50.253	26.240	1:16.493 (3)	93.14	1.750	12:32:45.633
3 -	50.075	26.460	1:16.535	93.08	1.792	12:34:02.168
4 -	49.836	27.213	1:17.049	92.46	2.306	12:35:19.217
5 -	52.318	25.926	1:18.244	91.05	3.501	12:36:37.461
6 -	<b>49.035</b>	<b>25.708</b>	<b>1:14.743 (1)</b>	<b>95.32</b>		<b>12:37:52.204</b>
7 -	50.054	26.376	1:16.430 (2)	93.21	1.687	12:39:08.634

P7 93 1000 Connor IRWIN			Kawasaki ZX10R - RAW K9 nutrition / roof works			
IDEAL LAP TIME : 1:15.555		BEST LAP TIME : 1:15.860		DIFFERENCE : 0.305		
LAP	SECTOR 1	SECTOR 2	LAP TIME	MPH	DIFF	TIME OF DAY
1 -		26.358	1:22.303	86.56	6.443	12:31:29.405
2 -	50.331	26.104	1:16.435 (3)	93.21	0.575	12:32:45.840
3 -	50.350	26.674	1:17.024	92.49	1.164	12:34:02.864
4 -	<b>49.806</b>	26.464	1:16.270 (2)	93.41	0.410	12:35:19.134
5 -	50.917	25.900	1:16.817	92.74	0.957	12:36:35.951
6 -	50.111	<b>25.749</b>	<b>1:15.860 (1)</b>	<b>93.91</b>		<b>12:37:51.811</b>
7 -	50.697	26.530	1:17.227	92.25	1.367	12:39:09.038

P8 300 1000 Aaren CARPENTER			Kawasaki ZX10R - Above Build Limited			
IDEAL LAP TIME : 1:17.157		BEST LAP TIME : 1:17.370		DIFFERENCE : 0.213		
LAP	SECTOR 1	SECTOR 2	LAP TIME	MPH	DIFF	TIME OF DAY
1 -		26.695	1:23.746	85.07	6.376	12:31:30.848
2 -	50.919	26.802	1:17.721	91.66	0.351	12:32:48.569
3 -	50.724	26.809	1:17.533 (2)	91.89	0.163	12:34:06.102
4 -	51.125	<b>26.547</b>	1:17.672 (3)	91.72	0.302	12:35:23.774
5 -	52.118	27.209	1:19.327	89.81	1.957	12:36:43.101
6 -	51.183	26.717	1:17.900	91.45	0.530	12:38:01.001
7 -	<b>50.610</b>	26.760	<b>1:17.370 (1)</b>	<b>92.08</b>		<b>12:39:18.371</b>

P9 222 1000 Phil ROOKE			KAWASAKI ZX10R - CLEARWAY TRAFFIC SOLUTIONS			
IDEAL LAP TIME : 1:17.647		BEST LAP TIME : 1:18.019		DIFFERENCE : 0.372		
LAP	SECTOR 1	SECTOR 2	LAP TIME	MPH	DIFF	TIME OF DAY
1 -		26.725	1:23.439	85.38	5.420	12:31:30.541
2 -	<b>51.021</b>	27.048	1:18.069 (2)	91.26	0.050	12:32:48.610
3 -	51.795	26.893	1:18.688 (3)	90.54	0.669	12:34:07.298
4 -	52.871	26.874	1:19.745	89.34	1.726	12:35:27.043
5 -	51.852	27.575	1:19.427	89.70	1.408	12:36:46.470
6 -	53.776	26.692	1:20.468	88.54	2.449	12:38:06.938
7 -	51.393	<b>26.626</b>	<b>1:18.019 (1)</b>	<b>91.31</b>		<b>12:39:24.957</b>

P10 66 1000 Jonny HILL			Honda CBR1000 RR - Michael J Lonsdale Group			
IDEAL LAP TIME : 1:17.857		BEST LAP TIME : 1:18.307		DIFFERENCE : 0.450		
LAP	SECTOR 1	SECTOR 2	LAP TIME	MPH	DIFF	TIME OF DAY
1 -		26.805	1:24.220	84.59	5.913	12:31:31.322
2 -	51.981	27.194	1:19.175	89.98	0.868	12:32:50.497
3 -	51.764	26.866	1:18.630 (2)	90.60	0.323	12:34:09.127
4 -	52.097	<b>26.571</b>	1:18.668 (3)	90.56	0.361	12:35:27.795
5 -	51.429	27.899	1:19.328	89.81	1.021	12:36:47.123
6 -	53.152	27.032	1:20.184	88.85	1.877	12:38:07.307
7 -	<b>51.286</b>	27.021	<b>1:18.307 (1)</b>	<b>90.98</b>		<b>12:39:25.614</b>

Weather / Track : Cloudy / Dry

Donington Park National  
Circuit Length = 1.9790 miles  
Start: 12:30 Flag 12:38 End: 12:40

# BMCRC - MRO Championships 2021 - Rnd 5 @ Donington National

## BMCRC Rookie 600 & Rookie 1000

### RACE 3 - SECTOR ANALYSIS



SECTOR 1 = FL to I1, SECTOR 2 = I1 to FL, DIFF = Difference To Personal Best Lap, P = Crossed Finish Line in Pit Lane, D = Time Disallowed

<b>P11 32 1000</b>		<b>Louis FINLAYSON-GREEN</b>		Honda CBR1000RR - Revs of Horsham		
IDEAL LAP TIME : 1:18.427		BEST LAP TIME : 1:18.488		DIFFERENCE : 0.061		
LAP	SECTOR 1	SECTOR 2	LAP TIME	MPH	DIFF	TIME OF DAY
1 -		27.401	1:25.548	83.28	7.060	12:31:32.650
2 -	51.600	27.615	1:19.215 (2)	89.94	0.727	12:32:51.865
3 -	52.829	29.388	1:22.217	86.65	3.729	12:34:14.082
4 -	53.870	28.530	1:22.400	86.46	3.912	12:35:36.482
5 -	53.733	<b>27.086</b>	1:20.819 (3)	88.15	2.331	12:36:57.301
6 -	<b>51.341</b>	27.147	<b>1:18.488 (1)</b>	<b>90.77</b>		<b>12:38:15.789</b>
7 -	55.001	27.696	1:22.697	86.15	4.209	12:39:38.486

<b>P12 107 1000</b>		<b>Dave WILLIAMSON</b>		Kawasaki ZX10R - DWM Racing		
IDEAL LAP TIME : 1:19.741		BEST LAP TIME : 1:20.093		DIFFERENCE : 0.352		
LAP	SECTOR 1	SECTOR 2	LAP TIME	MPH	DIFF	TIME OF DAY
1 -		28.478	1:27.549	81.37	7.456	12:31:34.651
2 -	52.807	<b>27.741</b>	1:20.548 (3)	88.45	0.455	12:32:55.199
3 -	52.560	27.850	1:20.410 (2)	88.60	0.317	12:34:15.609
4 -	54.289	27.826	1:22.115	86.76	2.022	12:35:37.724
5 -	52.933	28.451	1:21.384	87.54	1.291	12:36:59.108
6 -	53.745	27.883	1:21.628	87.28	1.535	12:38:20.736
7 -	<b>52.000</b>	28.093	<b>1:20.093 (1)</b>	<b>88.95</b>		<b>12:39:40.829</b>

<b>P13 147 1000</b>		<b>Mark SKEVINGTON</b>		Suzuki GSXR 1000 - Teknimek Engineering Ltd		
IDEAL LAP TIME : 1:19.992		BEST LAP TIME : 1:19.992		DIFFERENCE : 0.000		
LAP	SECTOR 1	SECTOR 2	LAP TIME	MPH	DIFF	TIME OF DAY
1 -		28.305	1:27.332	81.58	7.340	12:31:34.434
2 -	52.662	27.417	1:20.079 (2)	88.97	0.087	12:32:54.513
3 -	53.519	28.028	1:21.547	87.36	1.555	12:34:16.060
4 -	54.498	28.826	1:23.324	85.50	3.332	12:35:39.384
5 -	53.640	27.881	1:21.521	87.39	1.529	12:37:00.905
6 -	<b>52.631</b>	<b>27.361</b>	<b>1:19.992 (1)</b>	<b>89.06</b>		<b>12:38:20.897</b>
7 -	52.877	28.155	1:21.032 (3)	87.92	1.040	12:39:41.929

<b>P14 61 1000</b>		<b>Andrew LEWIS</b>		Yamaha R1 -		
IDEAL LAP TIME : 1:17.448		BEST LAP TIME : 1:17.448		DIFFERENCE : 0.000		
LAP	SECTOR 1	SECTOR 2	LAP TIME	MPH	DIFF	TIME OF DAY
1 -		28.353	1:32.248	77.23	14.800	12:31:39.350
2 -	53.694	28.107	1:21.801	87.09	4.353	12:33:01.151
3 -	53.819	27.607	1:21.426	87.49	3.978	12:34:22.577
4 -	52.948	28.347	1:21.295	87.63	3.847	12:35:43.872
5 -	53.562	26.799	1:20.361 (2)	88.65	2.913	12:37:04.233
6 -	<b>50.930</b>	<b>26.518</b>	<b>1:17.448 (1)</b>	<b>91.99</b>		<b>12:38:21.681</b>
7 -	52.545	28.112	1:20.657 (3)	88.33	3.209	12:39:42.338

<b>P15 45 1000</b>		<b>Glenn SMITH</b>		Kawasaki ZX10R -		
IDEAL LAP TIME : 1:20.048		BEST LAP TIME : 1:20.048		DIFFERENCE : 0.000		
LAP	SECTOR 1	SECTOR 2	LAP TIME	MPH	DIFF	TIME OF DAY
1 -		28.380	1:31.045	78.25	10.997	12:31:38.147
2 -	53.593	28.163	1:21.756	87.14	1.708	12:32:59.903
3 -	53.405	28.122	1:21.527 (3)	87.38	1.479	12:34:21.430
4 -	53.585	28.017	1:21.602	87.30	1.554	12:35:43.032
5 -	54.050	28.068	1:22.118	86.76	2.070	12:37:05.150
6 -	<b>52.462</b>	<b>27.586</b>	<b>1:20.048 (1)</b>	<b>89.00</b>		<b>12:38:25.198</b>
7 -	52.957	27.819	1:20.776 (2)	88.20	0.728	12:39:45.974

Weather / Track : Cloudy / Dry

Donington Park National  
Circuit Length = 1.9790 miles  
Start: 12:30 Flag 12:38 End: 12:40

# BMCRC - MRO Championships 2021 - Rnd 5 @ Donington National

## BMCRC Rookie 600 & Rookie 1000

### RACE 3 - SECTOR ANALYSIS



SECTOR 1 = FL to I1, SECTOR 2 = I1 to FL, DIFF = Difference To Personal Best Lap, P = Crossed Finish Line in Pit Lane, D = Time Disallowed

P16 51 600		Ross CLARKE		Kawasaki ZX600RR - Ross clarke Farriery		
IDEAL LAP TIME : 1:15.625		BEST LAP TIME : 1:15.974		DIFFERENCE : 0.349		
LAP	SECTOR 1	SECTOR 2	LAP TIME	MPH	DIFF	TIME OF DAY
1 -		27.459	2:06.209	56.45	50.235	12:32:13.311
2 -	51.541	26.794	1:18.335	90.95	2.361	12:33:31.646
3 -	50.646	26.677	1:17.323	92.14	1.349	12:34:48.969
4 -	50.501	26.450	1:16.951	92.58	0.977	12:36:05.920
5 -	50.113	<b>26.320</b>	1:16.433 (2)	93.21	0.459	12:37:22.353
6 -	50.141	26.433	1:16.574 (3)	93.04	0.600	12:38:38.927
7 -	<b>49.305</b>	26.669	<b>1:15.974 (1)</b>	<b>93.77</b>		<b>12:39:54.901</b>

P17 180 1000		Mark OVEL		Yamaha R1 - I NEED A SPONSOR		
IDEAL LAP TIME : 1:21.979		BEST LAP TIME : 1:22.057		DIFFERENCE : 0.078		
LAP	SECTOR 1	SECTOR 2	LAP TIME	MPH	DIFF	TIME OF DAY
1 -		28.300	1:30.258	78.93	8.201	12:31:37.360
2 -	55.124	<b>27.983</b>	1:23.107 (3)	85.72	1.050	12:33:00.467
3 -	<b>53.996</b>	28.061	<b>1:22.057 (1)</b>	<b>86.82</b>		<b>12:34:22.524</b>
4 -	54.668	28.509	1:23.177	85.65	1.120	12:35:45.701
5 -	54.937	28.281	1:23.218	85.61	1.161	12:37:08.919
6 -	54.089	28.068	1:22.157 (2)	86.71	0.100	12:38:31.076
7 -	54.907	28.937	1:23.844	84.97	1.787	12:39:54.920

P18 90 600		Adam GATHERCOLE		Triumph DAYTONA 675 - Ride In Bike Tyres		
IDEAL LAP TIME : 1:15.723		BEST LAP TIME : 1:15.723		DIFFERENCE : 0.000		
LAP	SECTOR 1	SECTOR 2	LAP TIME	MPH	DIFF	TIME OF DAY
1 -		27.456	2:06.711	56.22	50.988	12:32:13.813
2 -	50.674	26.815	1:17.489	91.94	1.766	12:33:31.302
3 -	50.033	26.634	1:16.667 (2)	92.92	0.944	12:34:47.969
4 -	50.271	27.040	1:17.311	92.15	1.588	12:36:05.280
5 -	50.447	26.854	1:17.301	92.16	1.578	12:37:22.581
6 -	50.042	26.661	1:16.703 (3)	92.88	0.980	12:38:39.284
7 -	<b>49.107</b>	<b>26.616</b>	<b>1:15.723 (1)</b>	<b>94.08</b>		<b>12:39:55.007</b>

P19 888 1000		Paul FAGG		Honda CBR 1000RR -		
IDEAL LAP TIME : 1:21.643		BEST LAP TIME : 1:21.643		DIFFERENCE : 0.000		
LAP	SECTOR 1	SECTOR 2	LAP TIME	MPH	DIFF	TIME OF DAY
1 -		28.644	1:32.191	77.28	10.548	12:31:39.293
2 -	54.853	28.737	1:23.590	85.23	1.947	12:33:02.883
3 -	53.780	28.617	1:22.397 (2)	86.46	0.754	12:34:25.280
4 -	54.006	28.982	1:22.988	85.85	1.345	12:35:48.268
5 -	54.950	28.598	1:23.548	85.27	1.905	12:37:11.816
6 -	53.759	28.654	1:22.413 (3)	86.45	0.770	12:38:34.229
7 -	<b>53.077</b>	<b>28.566</b>	<b>1:21.643 (1)</b>	<b>87.26</b>		<b>12:39:55.872</b>

P20 501 600		Ashley COID		Kawasaki ZX636R -		
IDEAL LAP TIME : 1:16.749		BEST LAP TIME : 1:16.884		DIFFERENCE : 0.135		
LAP	SECTOR 1	SECTOR 2	LAP TIME	MPH	DIFF	TIME OF DAY
1 -		27.758	2:07.726	55.78	50.842	12:32:14.828
2 -	51.346	27.159	1:18.505	90.75	1.621	12:33:33.333
3 -	50.269	<b>26.615</b>	<b>1:16.884 (1)</b>	<b>92.66</b>		<b>12:34:50.217</b>
4 -	50.613	26.946	1:17.559	91.86	0.675	12:36:07.776
5 -	<b>50.134</b>	27.315	1:17.449 (2)	91.99	0.565	12:37:25.225
6 -	50.833	27.050	1:17.883	91.47	0.999	12:38:43.108
7 -	50.471	27.069	1:17.540 (3)	91.88	0.656	12:40:00.648

Weather / Track : Cloudy / Dry

Donington Park National  
Circuit Length = 1.9790 miles  
Start: 12:30 Flag 12:38 End: 12:40

# BMCRC - MRO Championships 2021 - Rnd 5 @ Donington National

## BMCRC Rookie 600 & Rookie 1000

### RACE 3 - SECTOR ANALYSIS



SECTOR 1 = FL to I1, SECTOR 2 = I1 to FL, DIFF = Difference To Personal Best Lap, P = Crossed Finish Line in Pit Lane, D = Time Disallowed

P21 179 600 Thomas GARNER			Yamaha R6 -			
IDEAL LAP TIME : 1:16.815			BEST LAP TIME : 1:17.325		DIFFERENCE : 0.510	
LAP	SECTOR 1	SECTOR 2	LAP TIME	MPH	DIFF	TIME OF DAY
1 -		27.738	2:07.411	55.91	50.086	12:32:14.513
2 -	51.366	26.735	1:18.101	91.22	0.776	12:33:32.614
3 -	50.548	26.777	<b>1:17.325 (1)</b>	<b>92.13</b>		<b>12:34:49.939</b>
4 -	50.542	26.954	1:17.496 (3)	91.93	0.171	12:36:07.435
5 -	<b>50.260</b>	27.715	1:17.975	91.37	0.650	12:37:25.410
6 -	51.056	26.978	1:18.034	91.30	0.709	12:38:43.444
7 -	50.881	<b>26.555</b>	1:17.436 (2)	92.00	0.111	12:40:00.880

P22 22 600 Matt GATHERCOLE			Kawasaki ZX6R - Ride In Bike Tyres			
IDEAL LAP TIME : 1:17.380			BEST LAP TIME : 1:17.630		DIFFERENCE : 0.250	
LAP	SECTOR 1	SECTOR 2	LAP TIME	MPH	DIFF	TIME OF DAY
1 -		27.308	2:07.160	56.02	49.530	12:32:14.262
2 -	50.882	26.854	1:17.736 (2)	91.65	0.106	12:33:31.998
3 -	50.923	<b>26.707</b>	<b>1:17.630 (1)</b>	<b>91.77</b>		<b>12:34:49.628</b>
4 -	<b>50.673</b>	27.373	1:18.046 (3)	91.28	0.416	12:36:07.674
5 -	51.297	27.250	1:18.547	90.70	0.917	12:37:26.221
6 -	52.002	27.279	1:19.281	89.86	1.651	12:38:45.502
7 -	51.675	27.439	1:19.114	90.05	1.484	12:40:04.616

P23 82 1000 Paul MORRIS			Suzuki GSXR 1000 - Rpm Performance & Engineering			
IDEAL LAP TIME : 1:23.186			BEST LAP TIME : 1:23.381		DIFFERENCE : 0.195	
LAP	SECTOR 1	SECTOR 2	LAP TIME	MPH	DIFF	TIME OF DAY
1 -		29.079	1:33.356	76.31	9.975	12:31:40.458
2 -	<b>54.666</b>	28.715	<b>1:23.381 (1)</b>	<b>85.44</b>		<b>12:33:03.839</b>
3 -	55.211	<b>28.520</b>	1:23.731 (2)	85.08	0.350	12:34:27.570
4 -	55.736	28.616	1:24.352 (3)	84.46	0.971	12:35:51.922
5 -	56.315	28.743	1:25.058	83.76	1.677	12:37:16.980
6 -	56.665	29.262	1:25.927	82.91	2.546	12:38:42.907
7 -	55.442	29.219	1:24.661	84.15	1.280	12:40:07.568

P24 212 600 Matt PALLETT			Kawasaki ZX6R - In:timber			
IDEAL LAP TIME : 1:18.582			BEST LAP TIME : 1:19.045		DIFFERENCE : 0.463	
LAP	SECTOR 1	SECTOR 2	LAP TIME	MPH	DIFF	TIME OF DAY
1 -		28.597	2:09.503	55.01	50.458	12:32:16.605
2 -	52.761	28.038	1:20.799	88.17	1.754	12:33:37.404
3 -	52.329	27.535	1:19.864	89.20	0.819	12:34:57.268
4 -	51.911	<b>27.312</b>	1:19.223 (2)	89.93	0.178	12:36:16.491
5 -	52.153	27.399	1:19.552 (3)	89.55	0.507	12:37:36.043
6 -	<b>51.270</b>	27.775	<b>1:19.045 (1)</b>	<b>90.13</b>		<b>12:38:55.088</b>

P25 28 600 Craig BICKNELL			Yamaha R6 - On Point Security LTD			
IDEAL LAP TIME : 1:19.256			BEST LAP TIME : 1:19.256		DIFFERENCE : 0.000	
LAP	SECTOR 1	SECTOR 2	LAP TIME	MPH	DIFF	TIME OF DAY
1 -		28.339	2:09.388	55.06	50.132	12:32:16.490
2 -	52.525	27.706	1:20.231	88.80	0.975	12:33:36.721
3 -	52.586	27.436	1:20.022 (3)	89.03	0.766	12:34:56.743
4 -	52.084	27.419	1:19.503 (2)	89.61	0.247	12:36:16.246
5 -	<b>51.866</b>	<b>27.390</b>	<b>1:19.256 (1)</b>	<b>89.89</b>		<b>12:37:35.502</b>
6 -	52.240	28.245	1:20.485	88.52	1.229	12:38:55.987

Weather / Track : Cloudy / Dry

Donington Park National  
Circuit Length = 1.9790 miles  
Start: 12:30 Flag 12:38 End: 12:40

# BMCRC - MRO Championships 2021 - Rnd 5 @ Donington National

## BMCRC Rookie 600 & Rookie 1000

### RACE 3 - SECTOR ANALYSIS



SECTOR 1 = FL to I1, SECTOR 2 = I1 to FL, DIFF = Difference To Personal Best Lap, P = Crossed Finish Line in Pit Lane, D = Time Disallowed

P26 636 600 Matthew MILLS			Kawasaki ZX6R -			
IDEAL LAP TIME : 1:19.805		BEST LAP TIME : 1:19.984		DIFFERENCE : 0.179		
LAP	SECTOR 1	SECTOR 2	LAP TIME	MPH	DIFF	TIME OF DAY
1 -		28.312	2:10.380	54.64	50.396	12:32:17.482
2 -	52.618	28.054	1:20.672	88.31	0.688	12:33:38.154
3 -	52.447	27.638	1:20.085 (2)	88.96	0.101	12:34:58.239
4 -	52.466	<b>27.518</b>	<b>1:19.984 (1)</b>	<b>89.07</b>		<b>12:36:18.223</b>
5 -	<b>52.287</b>	28.037	1:20.324 (3)	88.69	0.340	12:37:38.547
6 -	53.158	27.853	1:21.011	87.94	1.027	12:38:59.558

P27 686 600 Liam SPILLER			Yamaha R6 - LD Renovate Ltd			
IDEAL LAP TIME : 1:19.443		BEST LAP TIME : 1:19.786		DIFFERENCE : 0.343		
LAP	SECTOR 1	SECTOR 2	LAP TIME	MPH	DIFF	TIME OF DAY
1 -		29.274	2:11.536	54.16	51.750	12:32:18.638
2 -	52.985	27.582	1:20.567	88.43	0.781	12:33:39.205
3 -	52.240	<b>27.546</b>	<b>1:19.786 (1)</b>	<b>89.29</b>		<b>12:34:58.991</b>
4 -	52.313	27.765	1:20.078 (2)	88.97	0.292	12:36:19.069
5 -	<b>51.897</b>	28.311	1:20.208 (3)	88.82	0.422	12:37:39.277
6 -	53.004	27.679	1:20.683	88.30	0.897	12:38:59.960

P28 62 600 Oliver NUNN			Yamaha R6 - Intertechnic UK & STVL			
IDEAL LAP TIME : 1:19.835		BEST LAP TIME : 1:19.870		DIFFERENCE : 0.035		
LAP	SECTOR 1	SECTOR 2	LAP TIME	MPH	DIFF	TIME OF DAY
1 -		28.791	2:11.490	54.18	51.620	12:32:18.592
2 -	52.216	27.847	1:20.063 (2)	88.98	0.193	12:33:38.655
3 -	52.143	27.951	1:20.094 (3)	88.95	0.224	12:34:58.749
4 -	52.107	28.288	1:20.395	88.62	0.525	12:36:19.144
5 -	52.042	<b>27.828</b>	<b>1:19.870 (1)</b>	<b>89.20</b>		<b>12:37:39.014</b>
6 -	<b>52.007</b>	42.058	1:34.065	75.74	14.195	12:39:13.079

P29 371 600 Billy HUTCHINGS			Yamaha R6 -			
IDEAL LAP TIME : 1:25.436		BEST LAP TIME : 1:25.441		DIFFERENCE : 0.005		
LAP	SECTOR 1	SECTOR 2	LAP TIME	MPH	DIFF	TIME OF DAY
1 -		30.466	2:18.773	51.33	53.332	12:32:25.875
2 -	56.088	<b>29.353</b>	<b>1:25.441 (1)</b>	<b>83.38</b>		<b>12:33:51.316</b>
3 -	57.140	29.646	1:26.786	82.09	1.345	12:35:18.102
4 -	56.905	29.501	1:26.406	82.45	0.965	12:36:44.508
5 -	<b>56.083</b>	29.459	1:25.542 (2)	83.28	0.101	12:38:10.050
6 -	56.292	29.649	1:25.941 (3)	82.90	0.500	12:39:35.991

P30 41 600 Daniel NURRISH			Yamaha R6 - Dcn Autobody			
IDEAL LAP TIME : 1:27.083		BEST LAP TIME : 1:27.083		DIFFERENCE : 0.000		
LAP	SECTOR 1	SECTOR 2	LAP TIME	MPH	DIFF	TIME OF DAY
1 -		29.613	2:16.117	52.34	49.034	12:32:23.219
2 -	<b>57.473</b>	<b>29.610</b>	<b>1:27.083 (1)</b>	<b>81.81</b>		<b>12:33:50.302</b>
3 -	57.627	29.898	1:27.525 (2)	81.40	0.442	12:35:17.827
4 -	58.117	30.141	1:28.258	80.72	1.175	12:36:46.085
5 -	58.235	29.657	1:27.892 (3)	81.06	0.809	12:38:13.977
6 -	57.563	30.475	1:28.038	80.92	0.955	12:39:42.015

Weather / Track : Cloudy / Dry

Donington Park National  
Circuit Length = 1.9790 miles  
Start: 12:30 Flag 12:38 End: 12:40



# BMCRC - MRO Championships 2021 - Rnd 5 @ Donington National

## BMCRC Rookie 600 & Rookie 1000

### RACE 3 - SECTOR ANALYSIS



SECTOR 1 = FL to I1, SECTOR 2 = I1 to FL, DIFF = Difference To Personal Best Lap, P = Crossed Finish Line in Pit Lane, D = Time Disallowed

<b>P31 42 600 Kai EVANS</b>		Suzuki GSXR 600 - CBS Ltd Construction and Engineering				
IDEAL LAP TIME : 1:26.547		BEST LAP TIME : 1:26.547		DIFFERENCE : 0.000		
LAP	SECTOR 1	SECTOR 2	LAP TIME	MPH	DIFF	TIME OF DAY
1 -		30.139	2:17.602	51.77	51.055	12:32:24.704
2 -	<b>56.866</b>	<b>29.681</b>	<b>1:26.547 (1)</b>	<b>82.32</b>		<b>12:33:51.251</b>
3 -	57.954	30.161	1:28.115	80.85	1.568	12:35:19.366
4 -	57.755	30.217	1:27.972	80.98	1.425	12:36:47.338
5 -	57.736	29.759	1:27.495 (2)	81.42	0.948	12:38:14.833
6 -	57.326	30.283	1:27.609 (3)	81.32	1.062	12:39:42.442

<b>P32 155 600 Eliot SMITH</b>		Honda CBR600RR - Pro-Moto Europe Ltd				
IDEAL LAP TIME : 1:26.045		BEST LAP TIME : 1:26.045		DIFFERENCE : 0.000		
LAP	SECTOR 1	SECTOR 2	LAP TIME	MPH	DIFF	TIME OF DAY
1 -		29.754	2:17.488	51.81	51.443	12:32:24.590
2 -	<b>56.418</b>	<b>29.627</b>	<b>1:26.045 (1)</b>	<b>82.80</b>		<b>12:33:50.635</b>
3 -	57.638	29.693	1:27.331 (2)	81.58	1.286	12:35:17.966
4 -	58.610	29.827	1:28.437	80.56	2.392	12:36:46.403
5 -	59.085	29.762	1:28.847	80.19	2.802	12:38:15.250
6 -	57.299	30.099	1:27.398 (3)	81.51	1.353	12:39:42.648

<b>P33 63 600 Robert BUSH</b>		Suzuki GSXR 600 - Legacy Racing				
IDEAL LAP TIME : 1:34.700		BEST LAP TIME : 1:35.499		DIFFERENCE : 0.799		
LAP	SECTOR 1	SECTOR 2	LAP TIME	MPH	DIFF	TIME OF DAY
1 -		31.691	2:23.339	49.70	47.840	12:32:30.441
2 -	<b>1:03.380</b>	32.216	1:35.596 (2)	74.52	0.097	12:34:06.037
3 -	1:04.179	<b>31.320</b>	<b>1:35.499 (1)</b>	<b>74.60</b>		<b>12:35:41.536</b>
4 -	1:05.093	32.658	1:37.751	72.88	2.252	12:37:19.287
5 -	1:04.041	32.217	1:36.258 (3)	74.01	0.759	12:38:55.545

<b>P34 23 600 Carl WATSON</b>		Kawasaki ZX6R - Roofworks/Raw K9 Nutrition				
IDEAL LAP TIME : 1:34.277		BEST LAP TIME : 1:34.277		DIFFERENCE : 0.000		
LAP	SECTOR 1	SECTOR 2	LAP TIME	MPH	DIFF	TIME OF DAY
1 -		32.696	2:24.867	49.18	50.590	12:32:31.969
2 -	1:03.898	33.716	1:37.614 (3)	72.98	3.337	12:34:09.583
3 -	1:05.394	32.642	1:38.036	72.67	3.759	12:35:47.619
4 -	<b>1:02.045</b>	<b>32.232</b>	<b>1:34.277 (1)</b>	<b>75.57</b>		<b>12:37:21.896</b>
5 -	1:02.665	32.877	1:35.542 (2)	74.57	1.265	12:38:57.438

<b>P35 999 1000 Jack DWYER</b>		Honda CBR1000RR -				
IDEAL LAP TIME : 1:19.152		BEST LAP TIME : 1:19.394		DIFFERENCE : 0.242		
LAP	SECTOR 1	SECTOR 2	LAP TIME	MPH	DIFF	TIME OF DAY
1 -		<b>27.541</b>	1:25.258	83.56	5.864	12:31:32.360
2 -	<b>51.611</b>	27.783	<b>1:19.394 (1)</b>	<b>89.73</b>		<b>12:32:51.754</b>
3 -	52.657	27.678	1:20.335 (2)	88.68	0.941	12:34:12.089
4 -	55.767	28.331	1:24.098 (3)	84.71	4.704	12:35:36.187

<b>P36 200 600 Dan BURNHAM</b>		Triumph DAYTONA 675 - BDR RACING / KY JAX				
IDEAL LAP TIME : 1:15.993		BEST LAP TIME : 1:15.993		DIFFERENCE : 0.000		
LAP	SECTOR 1	SECTOR 2	LAP TIME	MPH	DIFF	TIME OF DAY
1 -		27.052	2:04.150	57.38	48.157	12:32:11.252
2 -	<b>49.323</b>	<b>26.670</b>	<b>1:15.993 (1)</b>	<b>93.75</b>		<b>12:33:27.245</b>

Weather / Track : Cloudy / Dry

Donington Park National  
Circuit Length = 1.9790 miles  
Start: 12:30 Flag 12:38 End: 12:40

# BMCRC - MRO Championships 2021 - Rnd 5 @ Donington National

## BMCRC Rookie 600 & Rookie 1000

### RACE 3 - BEST SECTORS

SECTOR 1			SECTOR 2			IDEAL / BEST COMPARISON						
POS	NO	NAME	TIME	NO	NAME	TIME	POS	NO	NAME	IDEAL	BEST	DIFF
									<b>PERFECT LAP</b>	<b>1:12.613</b>		
1	110	CLARKE	47.585	53	McGLYNN	25.028	1	110	CLARKE	1:13.098	1:13.098	0.000
2	53	McGLYNN	48.126	110	CLARKE	25.513	2	53	McGLYNN	1:13.154	1:13.154	0.000
3	19	GRANT	48.256	19	GRANT	25.611	3	19	GRANT	1:13.867	1:13.928	0.061
4	100	HUNTER	48.306	100	HUNTER	25.671	4	100	HUNTER	1:13.977	1:14.373	0.396
5	508	McFADDEN	49.035	508	McFADDEN	25.708	5	508	McFADDEN	1:14.743	1:14.743	0.000
6	90	GATHERCOLE	49.107	93	IRWIN	25.749	6	91	HARRISON	1:15.314	1:15.314	0.000
7	91	HARRISON	49.288	91	HARRISON	26.026	7	93	IRWIN	1:15.555	1:15.860	0.305
8	51	CLARKE	49.305	51	CLARKE	26.320	8	51	CLARKE	1:15.625	1:15.974	0.349
9	200	BURNHAM	49.323	61	LEWIS	26.518	9	90	GATHERCOLE	1:15.723	1:15.723	0.000
10	93	IRWIN	49.806	300	CARPENTER	26.547	10	200	BURNHAM	1:15.993	1:15.993	0.000
11	501	COID	50.134	179	GARNER	26.555	11	501	COID	1:16.749	1:16.884	0.135
12	179	GARNER	50.260	66	HILL	26.571	12	179	GARNER	1:16.815	1:17.325	0.510
13	300	CARPENTER	50.610	501	COID	26.615	13	300	CARPENTER	1:17.157	1:17.370	0.213
14	22	GATHERCOLE	50.673	90	GATHERCOLE	26.616	14	22	GATHERCOLE	1:17.380	1:17.630	0.250
15	61	LEWIS	50.930	222	ROOKE	26.626	15	61	LEWIS	1:17.448	1:17.448	0.000
16	222	ROOKE	51.021	200	BURNHAM	26.670	16	222	ROOKE	1:17.647	1:18.019	0.372
17	212	PALLET	51.270	22	GATHERCOLE	26.707	17	66	HILL	1:17.857	1:18.307	0.450
18	66	HILL	51.286	32	FINLAYSON-GREEN	27.086	18	32	FINLAYSON-GREEN	1:18.427	1:18.488	0.061
19	32	FINLAYSON-GREEN	51.341	212	PALLET	27.312	19	212	PALLET	1:18.582	1:19.045	0.463
20	999	DWYER	51.611	147	SKEVINGTON	27.361	20	999	DWYER	1:19.152	1:19.394	0.242
21	28	BICKNELL	51.866	28	BICKNELL	27.390	21	28	BICKNELL	1:19.256	1:19.256	0.000
22	686	SPILLER	51.897	636	MILLS	27.518	22	686	SPILLER	1:19.443	1:19.786	0.343
23	107	WILLIAMSON	52.000	999	DWYER	27.541	23	107	WILLIAMSON	1:19.741	1:20.093	0.352
24	62	NUNN	52.007	686	SPILLER	27.546	24	636	MILLS	1:19.805	1:19.984	0.179
25	636	MILLS	52.287	45	SMITH	27.586	25	62	NUNN	1:19.835	1:19.870	0.035
26	45	SMITH	52.462	107	WILLIAMSON	27.741	26	147	SKEVINGTON	1:19.992	1:19.992	0.000
27	147	SKEVINGTON	52.631	62	NUNN	27.828	27	45	SMITH	1:20.048	1:20.048	0.000
28	888	FAGG	53.077	180	OVEL	27.983	28	888	FAGG	1:21.643	1:21.643	0.000
29	180	OVEL	53.996	82	MORRIS	28.520	29	180	OVEL	1:21.979	1:22.057	0.078
30	82	MORRIS	54.666	888	FAGG	28.566	30	82	MORRIS	1:23.186	1:23.381	0.195
31	371	HUTCHINGS	56.083	371	HUTCHINGS	29.353	31	371	HUTCHINGS	1:25.436	1:25.441	0.005
32	155	SMITH	56.418	41	NURRISH	29.610	32	155	SMITH	1:26.045	1:26.045	0.000
33	42	EVANS	56.866	155	SMITH	29.627	33	42	EVANS	1:26.547	1:26.547	0.000
34	41	NURRISH	57.473	42	EVANS	29.681	34	41	NURRISH	1:27.083	1:27.083	0.000
35	23	WATSON	1:02.045	63	BUSH	31.320	35	23	WATSON	1:34.277	1:34.277	0.000
36	63	BUSH	1:03.380	23	WATSON	32.232	36	63	BUSH	1:34.700	1:35.499	0.799
37												

Weather / Track : Cloudy / Dry

Donington Park National  
 Circuit Length = 1.9790 miles  
 Start: 12:30 Flag 12:38 End: 12:40

Results can be found at [www.tsl-timing.com](http://www.tsl-timing.com)

Printed - 12:40 Saturday, 04 September 2021

# BMCRC - MRO Championships 2021 - Rnd 5 @ Donington National

## BMCRC Rookie 600 & Rookie 1000

### RACE 3 - STATISTICS

**Competitors Started** 36  
**Planned Start** 2021-09-04 @ 12:29:00.000  
**Actual Start** 2021-09-04 @ 12:30:07.101  
**Finish Time** 2021-09-04 @ 12:38:47.277  
**Track Length** 1.9790mi.  
**Total Laps** 231  
**Total Distance Covered** 457.1645mi.

#### Session Fastest Lap History

NO	CL	NAME	LAP TIME	TIME OF DAY	LAP	VEHICLE
53	1000	Seamus McGLYNN	1:13.154	12:32:37.045	2	Yamaha R1
110	1000	Michael CLARKE	1:13.098	12:32:41.791	2	Yamaha R1

#### Session Leader History

NO	CL	NAME	FROM LAP	LAPS LED	DISTANCE	VEHICLE
53	1000	Seamus McGLYNN	1	7	13.81 miles	Yamaha R1

#### Flag History

TYPE	TIME OF DAY
GREEN	12:30:07.101
FINISH	12:38:47.277

#### Flag Statistics

TYPE	COUNT	TOTAL LAPS	TOTAL TIME
Green	1	7	10:20.019
Red	0	0	0.000
Safety Car	0	0	0.000
FCY	0	0	0.000

# BMCRC - MRO Championships 2021 - Rnd 5 @ Donington National

## BMCRC Rookie 600 & Rookie 1000

### RACE 3 - STATISTICS

**CLASS : 1000**

19 Starters

#### Fastest Lap History

NO	NAME	LAP TIME	TIME OF DAY	LAP	VEHICLE
53	Seamus McGLYNN	1:13.154	12:32:37.045	2	Yamaha R1
110	Michael CLARKE	1:13.098	12:32:41.791	2	Yamaha R1

#### Leader History

NO	NAME	FROM LAP	LAPS LED	DISTANCE	VEHICLE
53	Seamus McGLYNN	1	7	13.81 miles	Yamaha R1

# BMCRC - MRO Championships 2021 - Rnd 5 @ Donington National

## BMCRC Rookie 600 & Rookie 1000

### RACE 3 - STATISTICS

**CLASS : 600**

17 Starters

#### Fastest Lap History

NO	NAME	LAP TIME	TIME OF DAY	LAP	VEHICLE
200	Dan BURNHAM	1:15.993	12:33:27.244	2	Triumph DAYTONA 675
51	Ross CLARKE	1:15.974	12:39:54.919	7	Kawasaki ZX600RR
90	Adam GATHERCOLE	1:15.723	12:39:54.988	7	Triumph DAYTONA 675

#### Leader History

NO	NAME	FROM LAP	LAPS LED	DISTANCE	VEHICLE
200	Dan BURNHAM	1	2	3.92 miles	Triumph DAYTONA 675
90	Adam GATHERCOLE	3	2	3.95 miles	Triumph DAYTONA 675
51	Ross CLARKE	5	3	5.93 miles	Kawasaki ZX600RR

# BMCRC - MRO Championships 2021 - Rnd 5 @ Donington National

## BMCRC Rookie 600 & Rookie 1000

### RACE 14 - GRID (7 Laps)



CONTRACTORS LTD

ROW 14	42		1:35.499	41	<b>63</b> Robert BUSH	40	<b>23</b> Carl WATSON	1:34.277
ROW 13		39	1:27.083		<b>41</b> Daniel NURRISH	38	<b>42</b> Kai EVANS	1:26.547
						37	<b>155</b> Eliot SMITH	1:26.045
ROW 12	36	<b>371</b> Billy HUTCHINGS	1:25.441	35	<b>636</b> Matthew MILLS	34	<b>62</b> Oliver NUNN	1:19.870
								1:19.984
ROW 11			1:19.786	33	<b>686</b> Liam SPILLER	32	<b>28</b> Craig BICKNELL	1:19.256
						31	<b>212</b> Matt PALLETT	1:19.045
ROW 10	30	<b>22</b> Matt GATHERCOLE	1:17.630	29	<b>179</b> Thomas GARNER	28	<b>501</b> Ashley COID	1:16.884
								1:17.325
ROW 9			1:15.993	27	<b>200</b> Dan BURNHAM	26	<b>51</b> Ross CLARKE	1:15.974
						25	<b>90</b> Adam GATHERCOLE	1:15.723
ROW 8	24			23		22		
ROW 7				21		20	<b>201</b> Scott WEST	1:23.381
						19	<b>82</b> Paul MORRIS	
ROW 6	18	<b>180</b> Mark OVEL	1:22.057	17	<b>888</b> Paul FAGG	16	<b>107</b> Dave WILLIAMSON	1:20.093
								1:21.643
ROW 5			1:20.048	15	<b>45</b> Glenn SMITH	14	<b>147</b> Mark SKEVINGTON	1:19.992
						13	<b>999</b> Jack DWYER	1:19.394
ROW 4	12	<b>32</b> Louis FINLAYSON-GREEN	1:18.488	11	<b>66</b> Jonny HILL	10	<b>222</b> Phil ROOKE	1:18.019
								1:18.307
ROW 3			1:17.448	9	<b>61</b> Andrew LEWIS	8	<b>300</b> Aaren CARPENTER	1:17.370
						7	<b>93</b> Connor IRWIN	1:15.860
ROW 2	6	<b>91</b> Thomas HARRISON	1:15.314	5	<b>508</b> Daniel McFADDEN	4	<b>100</b> Antony HUNTER	1:14.373
								1:14.743
ROW 1			1:13.928	3	<b>19</b> Lee GRANT	2	<b>53</b> Seamus McGLYNN	1:13.154
						1	<b>110</b> Michael CLARKE	1:13.098
								<b>Pole</b>

These results are provisional until the conclusion of any judicial and technical matters.

Donington Park National  
Circuit Length = 1.9790 miles

Clerk Of Course :	Stewards :	Timekeeper :
-------------------	------------	--------------

Results can be found at [www.tsl-timing.com](http://www.tsl-timing.com)

Printed - 12:42 Saturday, 04 September 2021



# BMCRC - MRO Championships 2021 - Rnd 5 @ Donington National

## BMCRC Rookie 600 & Rookie 1000

### RACE 14 - CLASSIFICATION - AMENDED



CONTRACTORS LTD

POS	NO	CL	PIC NAME	ENTRY	LAPS	TIME	GAP	DIFF	MPH	BEST	ON
1	53	1000	1 Seamus McGLYNN	Yamaha R1 -	7	8:42.637			95.16	1:12.480	2
2	110	1000	2 Michael CLARKE	Yamaha R1 - BIKEBASE.ltd	7	8:47.853	5.216	5.216	94.22	1:13.515	2
3	100	1000	3 Antony HUNTER	Kawasaki ZX10 - Uncletoms motoring centre	7	8:48.054	5.417	0.201	94.18	1:13.753	5
4	91	1000	4 Thomas HARRISON	Suzuki GSXR 1000 - RAW K9 NUTRITION	7	8:49.191	6.554	1.137	93.98	1:14.395	2
5	19	1000	5 Lee GRANT	Yamaha R1M - Grant carpentry and construction ltd	7	8:51.256	8.619	2.065	93.61	1:14.375	2
6	508	1000	6 Daniel McFADDEN	Kawasaki ZX10RR - Danny McFadden Racing	7	8:59.928	17.291	8.672	92.11	1:15.979	2
7	32	1000	7 Louis FINLAYSON-GREEN	Honda CBR1000RR - Revs of Horsham	7	9:06.852	24.215	6.924	90.94	1:16.358	7
8	93	1000	8 Connor IRWIN	Kawasaki ZX10R - RAW K9 nutrition / roof works	7	9:07.601	24.964	0.749	90.82	1:16.110	4
9	300	1000	9 Aaren CARPENTER	Kawasaki ZX10R - Above Build Limited	7	9:07.716	25.079	0.115	90.80	1:16.739	7
10	222	1000	10 Phil ROOKE	KAWASAKI ZX10R - CLEARWAY TRAFFIC SOLU	7	9:18.890	36.253	11.174	88.99	1:17.280	4
11	66	1000	11 Jonny HILL	Honda CBR1000 RR - Michael J Lonsdale Group	7	9:25.340	42.703	6.450	87.97	1:18.908	4
12	107	1000	12 Dave WILLIAMSON	Kawasaki ZX10R - DWM Racing	7	9:32.214	49.577	6.874	86.91	1:19.724	5
13	45	1000	13 Glenn SMITH	Kawasaki ZX10R -	7	9:33.665	51.028	1.451	86.69	1:19.872	6
14	180	1000	14 Mark OVEL	Yamaha R1 - I NEED A SPONSOR	7	9:34.305	51.668	0.640	86.60	1:19.855	6
15	999	1000	15 Jack DWYER	Honda CBR1000RR -	7	9:38.259	55.622	3.954	86.00	1:20.667	5
16	147*	1000	16 Mark SKEVINGTON	Suzuki GSXR 1000 - Teknimek Engineering Ltd	7	9:39.396	56.759	1.137	85.84	1:19.969	7
17	200	600	1 Dan BURNHAM	Triumph DAYTONA 675 - BDR RACING / KY JAX	7	9:42.461	59.824	3.065	85.38	1:15.426	6
18	888	1000	17 Paul FAGG	Honda CBR 1000RR -	7	9:43.382	1:00.745	0.921	85.25	1:21.160	2
19	51	600	2 Ross CLARKE	Kawasaki ZX600RR - Ross clarke Farriery	7	9:43.604	1:00.967	0.222	85.22	1:15.797	4
20	501	600	3 Ashley COID	Kawasaki ZX636R -	7	9:49.976	1:07.339	6.372	84.30	1:16.405	3
21	90	600	4 Adam GATHERCOLE	Triumph DAYTONA 675 - Ride In Bike Tyres	7	9:53.490	1:10.853	3.514	83.80	1:16.918	3
22	179	600	5 Thomas GARNER	Yamaha R6 -	7	9:54.152	1:11.515	0.662	83.70	1:16.911	7
23	22	600	6 Matt GATHERCOLE	Kawasaki ZX6R - Ride In Bike Tyres	7	10:00.320	1:17.683	6.168	82.84	1:17.638	3
24	82	1000	18 Paul MORRIS	Suzuki GSXR 1000 - Rpm Performance & Engineeri	7	10:03.912	1:21.275	3.592	82.35	1:24.394	7
25	212	600	7 Matt PALLETT	Kawasaki ZX6R - In:timber	6	8:44.973	1 Lap	1 Lap	81.16	1:18.896	5
26	636*	600	8 Matthew MILLS	Kawasaki ZX6R -	6	8:53.487	1 Lap	8.514	79.87	1:19.117	5
27	62	600	9 Oliver NUNN	Yamaha R6 - Intertechnic UK & STVL	6	8:55.118	1 Lap	1.631	79.62	1:20.784	5
28	28	600	10 Craig BICKNELL	Yamaha R6 - On Point Security LTD	6	8:56.414	1 Lap	1.296	79.43	1:20.636	2
29	686*	600	11 Liam SPILLER	Yamaha R6 - LD Renovate Ltd	6	9:11.048	1 Lap	14.634	77.32	1:20.391	4
30	371	600	12 Billy HUTCHINGS	Yamaha R6 -	6	9:22.083	1 Lap	11.035	75.80	1:25.436	5
31	41	600	13 Daniel NURRISH	Yamaha R6 - Dcn Autobody	6	9:27.601	1 Lap	5.518	75.07	1:25.893	6
32	155	600	14 Eliot SMITH	Honda CBR600RR - Pro-Moto Europe Ltd	6	9:28.396	1 Lap	0.795	74.96	1:26.089	4
33	42	600	15 Kai EVANS	Suzuki GSXR 600 - CBS Ltd Construction and Engi	6	9:35.878	1 Lap	7.482	73.99	1:26.473	2
34	63	600	16 Robert BUSH	Suzuki GSXR 600 - Legacy Racing	5	8:55.910	2 Laps	1 Lap	66.21	1:36.968	4
35	23	600	17 Carl WATSON	Kawasaki ZX6R - Roofworks/Raw K9 Nutrition	5	8:59.677	2 Laps	3.767	65.75	1:37.721	2

#### NOT CLASSIFIED

DNF	61	1000	Andrew LEWIS	Yamaha R1 -	3	4:07.794	4 Laps	2 Laps	85.70	1:20.864	3
-----	----	------	--------------	-------------	---	----------	--------	--------	-------	----------	---

#### FASTEST LAP

53	1000	Seamus McGLYNN	Yamaha R1 -	2	1:12.480	98.29 mph	158.19 kph
200	600	Dan BURNHAM	Triumph DAYTONA 675 - BDR RACING / KY JAX	6	1:15.426	94.45 mph	152.01 kph

\* Bikes 147 & 686 - 10 second penalty - jump start

Result Amended - Jump start penalty for bike 636 rescinded

Class 1000 - 92.5% of Race Speed = 88.02 mph

Class 600 - 92.5% of Race Speed = 78.97 mph

Weather / Track : Cloudy / Dry

These results are provisional until the conclusion of any judicial and technical matters.

Donington Park National: 1.9790 miles

Race Distance: 7 Laps / 13.85 miles

Start: 16:10 Flag 16:19 End: 16:20

Clerk Of Course :	Stewards :	Timekeeper :
-------------------	------------	--------------

Results can be found at [www.tsl-timing.com](http://www.tsl-timing.com)

Printed - 17:05 Saturday, 04 September 2021



# BMCRRC - MRO Championships 2021 - Rnd 5 @ Donington National

## BMCRRC Rookie 600 & Rookie 1000

### RACE 14 - LAP CHART

#### LAP 1 @ 16:11:57.226

NO	BEHIND	LAP TIME
53		1:16.576
110	0.988	1:17.564
91	1.962	1:18.538
19	2.630	1:19.206
100	3.160	1:19.736
508	3.956	1:20.532
32	6.839	1:23.415
300	7.017	1:23.593
93	7.606	1:24.182
999	8.141	1:24.717
66	8.293	1:24.869
147	8.814	1:25.390
61	9.140	1:25.716
45	10.495	1:27.071
222	10.692	1:27.268
180	11.109	1:27.685
107	11.496	1:28.072
888	12.651	1:29.227
82	14.871	1:31.447
200	48.181	2:04.757
51	49.157	2:05.733
501	49.379	2:05.955
90	49.790	2:06.366
22	50.134	2:06.710
179	50.715	2:07.291
212	51.438	2:08.014
28	52.527	2:09.103
62	53.584	2:10.160
636	54.659	2:11.235
371	57.105	2:13.681
686	58.267	2:14.843
41	59.343	2:15.919
155	59.593	2:16.169
42	1:00.822	2:17.398
63	1:08.250	2:24.826
23	1:09.531	2:26.107

#### LAP 2 @ 16:13:09.706

NO	BEHIND	LAP TIME
53		1:12.480
110	2.023	1:13.515
91	3.877	1:14.395
19	4.525	1:14.375
100	4.978	1:14.298
508	7.455	1:15.979
32	10.916	1:16.557
300	11.449	1:16.912
93	11.638	1:16.512
66	16.999	1:21.186
999	17.401	1:21.740
222	17.483	1:19.271
147	17.748	1:21.414
61	17.874	1:21.214
45	18.410	1:20.395
107	20.092	1:21.076
180	20.372	1:21.743
888	21.331	1:21.160
82	26.814	1:24.423
200	52.180	1:16.479
51	53.428	1:16.751
501	53.875	1:16.976
90	54.416	1:17.106

22	55.723	1:18.069
179	56.256	1:18.021
212	58.019	1:19.061
28	1:00.683	1:20.636
62	1:02.297	1:21.193
636	1:02.547	1:20.368
686	1:08.964	1:23.177
371	1:10.274	1:25.649
41	1:13.664	1:26.801
155	1:13.873	1:26.760

#### LAP 3 @ 16:14:24.108

NO	BEHIND	LAP TIME
53		1:14.402
42	1 Lap	1:26.473
110	1.882	1:14.261
91	4.077	1:14.602
19	5.647	1:15.524
100	6.034	1:15.458
508	9.926	1:16.873
32	13.706	1:17.192
300	14.114	1:17.067
93	15.410	1:18.174
63	1 Lap	1:38.275
23	1 Lap	1:37.721
222	20.892	1:17.811
66	21.699	1:19.102
61	24.336	1:20.864
999	25.278	1:22.279
147	25.382	1:22.036
45	26.244	1:22.236
107	26.516	1:20.826
180	26.783	1:20.813
888	28.900	1:21.971
82	37.055	1:24.643
200	53.915	1:16.137
51	55.089	1:16.063
501	55.878	1:16.405
90	56.932	1:16.918
22	58.959	1:17.638
179	59.519	1:17.665
212	1:03.671	1:20.054
28	1:08.140	1:21.859
636	1:08.411	1:20.266
62	1:08.932	1:21.037

#### LAP 4 @ 16:15:39.297

NO	BEHIND	LAP TIME
53		1:15.189
686	1 Lap	1:21.443
110	2.508	1:15.815
91	4.858	1:15.970
100	5.944	1:15.099
371	1 Lap	1:25.693
19	6.586	1:16.128
41	1 Lap	1:26.686
508	11.045	1:16.308
155	1 Lap	1:26.898
42	1 Lap	1:27.611
32	15.637	1:17.120
300	16.237	1:17.312
93	16.331	1:16.110
222	22.983	1:17.280
66	25.418	1:18.908

147	30.546	1:20.353
107	33.769	1:22.442
45	34.756	1:23.701
180	34.918	1:23.324
999	36.247	1:26.158
888	39.183	1:25.472
63	1 Lap	1:37.425
23	1 Lap	1:37.881
82	46.786	1:24.920
200	55.345	1:16.619
51	55.697	1:15.797
501	57.418	1:16.729
90	59.306	1:17.563
179	1:02.935	1:18.605
22	1:03.218	1:19.448
212	1:07.964	1:19.482
636	1:14.231	1:21.009
28	1:14.401	1:21.450

#### LAP 5 @ 16:16:53.861

NO	BEHIND	LAP TIME
53		1:14.564
62	1 Lap	1:21.037
110	2.980	1:15.036
100	5.133	1:13.753
91	5.536	1:15.242
19	6.519	1:14.497
686	1 Lap	1:20.391
508	12.971	1:16.490
371	1 Lap	1:25.922
32	19.743	1:18.670
93	20.509	1:18.742
300	20.741	1:19.068
41	1 Lap	1:26.041
155	1 Lap	1:26.089
42	1 Lap	1:27.569
222	26.135	1:17.716
66	30.357	1:19.503
147	35.966	1:19.984
107	38.929	1:19.724
45	40.429	1:20.237
180	41.059	1:20.705
999	42.350	1:20.667
888	46.472	1:21.853
200	57.891	1:17.110
51	58.279	1:17.146
82	1:01.010	1:28.788
501	1:01.088	1:18.234
90	1:03.902	1:19.160
63	1 Lap	1:36.968
179	1:05.990	1:17.619
22	1:07.889	1:19.235
23	1 Lap	1:39.893
212	1:12.296	1:18.896

#### LAP 6 @ 16:18:08.140

NO	BEHIND	LAP TIME
53		1:14.279
636	1 Lap	1:19.117
110	5.154	1:16.453
100	5.393	1:14.539
91	6.499	1:15.242
62	1 Lap	1:20.784
28	1 Lap	1:22.186

19	8.046	1:15.806
686	1 Lap	1:20.778
508	15.231	1:16.539
32	23.004	1:17.540
300	23.487	1:17.025
93	23.749	1:17.519
371	1 Lap	1:25.436
222	31.438	1:19.582
41	1 Lap	1:26.261
155	1 Lap	1:26.325
66	36.529	1:20.451
42	1 Lap	1:27.764
147	41.937	1:20.250
107	44.937	1:20.287
45	46.022	1:19.872
180	46.635	1:19.855
999	49.138	1:21.067
888	54.582	1:22.389
200	59.038	1:15.426
51	1:00.248	1:16.248
501	1:04.310	1:17.501
90	1:08.091	1:18.468
179	1:09.751	1:18.040
82	1:12.028	1:25.297
22	1:13.119	1:19.509

#### LAP 7 @ 16:19:23.287

NO	BEHIND	LAP TIME
53		1:15.147
212	1 Lap	1:19.466
110	5.216	1:15.209
100	5.417	1:15.171
91	6.554	1:15.202
19	8.619	1:15.720
636	1 Lap	1:21.492
62	1 Lap	1:20.907
63	2 Laps	1:38.416
28	1 Lap	1:21.180
23	2 Laps	1:38.075
508	17.291	1:17.207
686	1 Lap	1:20.416
32	24.215	1:16.358
93	24.964	1:16.362
300	25.079	1:16.739
222	36.253	1:19.962
371	1 Lap	1:25.702
66	42.703	1:21.321
41	1 Lap	1:25.893
155	1 Lap	1:26.155
147	46.759	1:19.969
107	49.577	1:19.787
45	51.028	1:20.153
180	51.668	1:20.180
42	1 Lap	1:29.063
999	55.622	1:21.631
200	59.824	1:15.933
888	1:00.745	1:21.310
51	1:00.967	1:15.866
501	1:07.339	1:18.176
90	1:10.853	1:17.909
179	1:11.515	1:16.911
22	1:17.683	1:19.711
82	1:21.275	1:24.394

Weather / Track : Cloudy / Dry

Donington Park National  
Circuit Length = 1.9790 miles  
Start: 16:10 Flag 16:19 End: 16:20



# BMCRC - MRO Championships 2021 - Rnd 5 @ Donington National

## BMCRC Rookie 600 & Rookie 1000

### RACE 14 - SECTOR ANALYSIS



SECTOR 1 = FL to I1, SECTOR 2 = I1 to FL, DIFF = Difference To Personal Best Lap, P = Crossed Finish Line in Pit Lane, D = Time Disallowed

P1 53 1000 Seamus McGLYNN		Yamaha R1 -				
IDEAL LAP TIME : 1:12.480		BEST LAP TIME : 1:12.480		DIFFERENCE : 0.000		
LAP	SECTOR 1	SECTOR 2	LAP TIME	MPH	DIFF	TIME OF DAY
1 -		25.123	1:16.576	93.03	4.096	16:11:57.226
2 -	<b>47.444</b>	<b>25.036</b>	<b>1:12.480 (1)</b>	<b>98.29</b>		<b>16:13:09.706</b>
3 -	48.562	25.840	1:14.402 (3)	95.75	1.922	16:14:24.108
4 -	49.147	26.042	1:15.189	94.75	2.709	16:15:39.297
5 -	48.489	26.075	1:14.564	95.55	2.084	16:16:53.861
6 -	48.561	25.718	1:14.279 (2)	95.91	1.799	16:18:08.140
7 -	49.590	25.557	1:15.147	94.80	2.667	16:19:23.287

P2 110 1000 Michael CLARKE		Yamaha R1 - BIKEBASE.ltd				
IDEAL LAP TIME : 1:13.515		BEST LAP TIME : 1:13.515		DIFFERENCE : 0.000		
LAP	SECTOR 1	SECTOR 2	LAP TIME	MPH	DIFF	TIME OF DAY
1 -		25.718	1:17.564	91.85	4.049	16:11:58.214
2 -	<b>47.958</b>	<b>25.557</b>	<b>1:13.515 (1)</b>	<b>96.91</b>		<b>16:13:11.729</b>
3 -	48.525	25.736	1:14.261 (2)	95.94	0.746	16:14:25.990
4 -	49.724	26.091	1:15.815	93.97	2.300	16:15:41.805
5 -	49.154	25.882	1:15.036 (3)	94.94	1.521	16:16:56.841
6 -	50.340	26.113	1:16.453	93.18	2.938	16:18:13.294
7 -	49.282	25.927	1:15.209	94.73	1.694	16:19:28.503

P3 100 1000 Antony HUNTER		Kawasaki ZX10 - Uncletoms motoring centre				
IDEAL LAP TIME : 1:13.728		BEST LAP TIME : 1:13.753		DIFFERENCE : 0.025		
LAP	SECTOR 1	SECTOR 2	LAP TIME	MPH	DIFF	TIME OF DAY
1 -		26.436	1:19.736	89.35	5.983	16:12:00.386
2 -	48.305	25.993	1:14.298 (2)	95.89	0.545	16:13:14.684
3 -	49.619	<b>25.839</b>	1:15.458	94.41	1.705	16:14:30.142
4 -	48.912	26.187	1:15.099	94.86	1.346	16:15:45.241
5 -	<b>47.889</b>	25.864	<b>1:13.753 (1)</b>	<b>96.60</b>		<b>16:16:58.994</b>
6 -	48.599	25.940	1:14.539 (3)	95.58	0.786	16:18:13.533
7 -	49.241	25.930	1:15.171	94.77	1.418	16:19:28.704

P4 91 1000 Thomas HARRISON		Suzuki GSXR 1000 - RAW K9 NUTRITION				
IDEAL LAP TIME : 1:14.372		BEST LAP TIME : 1:14.395		DIFFERENCE : 0.023		
LAP	SECTOR 1	SECTOR 2	LAP TIME	MPH	DIFF	TIME OF DAY
1 -		26.158	1:18.538	90.71	4.143	16:11:59.188
2 -	48.566	<b>25.829</b>	<b>1:14.395 (1)</b>	<b>95.76</b>		<b>16:13:13.583</b>
3 -	<b>48.543</b>	26.059	1:14.602 (2)	95.50	0.207	16:14:28.185
4 -	49.704	26.266	1:15.970	93.78	1.575	16:15:44.155
5 -	48.973	26.269	1:15.242	94.68	0.847	16:16:59.397
6 -	49.076	26.166	1:15.242	94.68	0.847	16:18:14.639
7 -	49.050	26.152	1:15.202 (3)	94.74	0.807	16:19:29.841

P5 19 1000 Lee GRANT		Yamaha R1M - Grant carpentry and construction ltd				
IDEAL LAP TIME : 1:13.670		BEST LAP TIME : 1:14.375		DIFFERENCE : 0.705		
LAP	SECTOR 1	SECTOR 2	LAP TIME	MPH	DIFF	TIME OF DAY
1 -		26.054	1:19.206	89.95	4.831	16:11:59.856
2 -	48.443	25.932	<b>1:14.375 (1)</b>	<b>95.79</b>		<b>16:13:14.231</b>
3 -	49.574	25.950	1:15.524 (3)	94.33	1.149	16:14:29.755
4 -	50.375	<b>25.753</b>	1:16.128	93.58	1.753	16:15:45.883
5 -	<b>47.917</b>	26.580	1:14.497 (2)	95.63	0.122	16:17:00.380
6 -	49.300	26.506	1:15.806	93.98	1.431	16:18:16.186
7 -	49.436	26.284	1:15.720	94.09	1.345	16:19:31.906

Weather / Track : Cloudy / Dry

Donington Park National  
Circuit Length = 1.9790 miles  
Start: 16:10 Flag 16:19 End: 16:20

# BMCRC - MRO Championships 2021 - Rnd 5 @ Donington National

## BMCRC Rookie 600 & Rookie 1000

### RACE 14 - SECTOR ANALYSIS



SECTOR 1 = FL to I1, SECTOR 2 = I1 to FL, DIFF = Difference To Personal Best Lap, P = Crossed Finish Line in Pit Lane, D = Time Disallowed

P6 508 1000 Daniel McFADDEN		Kawasaki ZX10RR - Danny McFadden Racing				
IDEAL LAP TIME : 1:15.979		BEST LAP TIME : 1:15.979		DIFFERENCE : 0.000		
LAP	SECTOR 1	SECTOR 2	LAP TIME	MPH	DIFF	TIME OF DAY
1 -		26.238	1:20.532	88.46	4.553	16:12:01.182
2 -	<b>49.863</b>	<b>26.116</b>	<b>1:15.979 (1)</b>	<b>93.77</b>		<b>16:13:17.161</b>
3 -	50.165	26.708	1:16.873	92.68	0.894	16:14:34.034
4 -	50.030	26.278	1:16.308 (2)	93.36	0.329	16:15:50.342
5 -	50.075	26.415	1:16.490 (3)	93.14	0.511	16:17:06.832
6 -	50.116	26.423	1:16.539	93.08	0.560	16:18:23.371
7 -	50.513	26.694	1:17.207	92.27	1.228	16:19:40.578

P7 32 1000 Louis FINLAYSON-GREEN		Honda CBR1000RR - Revs of Horsham				
IDEAL LAP TIME : 1:16.358		BEST LAP TIME : 1:16.358		DIFFERENCE : 0.000		
LAP	SECTOR 1	SECTOR 2	LAP TIME	MPH	DIFF	TIME OF DAY
1 -		27.654	1:23.415	85.41	7.057	16:12:04.065
2 -	49.961	26.596	1:16.557 (2)	93.06	0.199	16:13:20.622
3 -	50.190	27.002	1:17.192	92.29	0.834	16:14:37.814
4 -	50.608	26.512	1:17.120 (3)	92.38	0.762	16:15:54.934
5 -	51.727	26.943	1:18.670	90.56	2.312	16:17:13.604
6 -	51.004	26.536	1:17.540	91.88	1.182	16:18:31.144
7 -	<b>49.888</b>	<b>26.470</b>	<b>1:16.358 (1)</b>	<b>93.30</b>		<b>16:19:47.502</b>

P8 93 1000 Connor IRWIN		Kawasaki ZX10R - RAW K9 nutrition / roof works				
IDEAL LAP TIME : 1:15.762		BEST LAP TIME : 1:16.110		DIFFERENCE : 0.348		
LAP	SECTOR 1	SECTOR 2	LAP TIME	MPH	DIFF	TIME OF DAY
1 -		27.149	1:24.182	84.63	8.072	16:12:04.832
2 -	50.664	<b>25.848</b>	1:16.512 (3)	93.11	0.402	16:13:21.344
3 -	50.513	27.661	1:18.174	91.13	2.064	16:14:39.518
4 -	50.064	26.046	<b>1:16.110 (1)</b>	<b>93.60</b>		<b>16:15:55.628</b>
5 -	51.883	26.859	1:18.742	90.48	2.632	16:17:14.370
6 -	51.207	26.312	1:17.519	91.90	1.409	16:18:31.889
7 -	<b>49.914</b>	26.448	1:16.362 (2)	93.30	0.252	16:19:48.251

P9 300 1000 Aaren CARPENTER		Kawasaki ZX10R - Above Build Limited				
IDEAL LAP TIME : 1:16.516		BEST LAP TIME : 1:16.739		DIFFERENCE : 0.223		
LAP	SECTOR 1	SECTOR 2	LAP TIME	MPH	DIFF	TIME OF DAY
1 -		26.909	1:23.593	85.22	6.854	16:12:04.243
2 -	50.299	<b>26.613</b>	1:16.912 (2)	92.63	0.173	16:13:21.155
3 -	50.204	26.863	1:17.067	92.44	0.328	16:14:38.222
4 -	50.558	26.754	1:17.312	92.15	0.573	16:15:55.534
5 -	51.646	27.422	1:19.068	90.10	2.329	16:17:14.602
6 -	50.387	26.638	1:17.025 (3)	92.49	0.286	16:18:31.627
7 -	<b>49.903</b>	26.836	<b>1:16.739 (1)</b>	<b>92.84</b>		<b>16:19:48.366</b>

P10 222 1000 Phil ROOKE		KAWASAKI ZX10R - CLEARWAY TRAFFIC SOLUTIONS				
IDEAL LAP TIME : 1:17.188		BEST LAP TIME : 1:17.280		DIFFERENCE : 0.092		
LAP	SECTOR 1	SECTOR 2	LAP TIME	MPH	DIFF	TIME OF DAY
1 -		27.341	1:27.268	81.64	9.988	16:12:07.918
2 -	51.872	27.399	1:19.271	89.87	1.991	16:13:27.189
3 -	51.428	<b>26.383</b>	1:17.811 (3)	91.56	0.531	16:14:45.000
4 -	<b>50.805</b>	26.475	<b>1:17.280 (1)</b>	<b>92.19</b>		<b>16:16:02.280</b>
5 -	51.096	26.620	1:17.716 (2)	91.67	0.436	16:17:19.996
6 -	52.365	27.217	1:19.582	89.52	2.302	16:18:39.578
7 -	53.085	26.877	1:19.962	89.10	2.682	16:19:59.540

Weather / Track : Cloudy / Dry

Donington Park National  
 Circuit Length = 1.9790 miles  
 Start: 16:10 Flag 16:19 End: 16:20

# BMCRC - MRO Championships 2021 - Rnd 5 @ Donington National

## BMCRC Rookie 600 & Rookie 1000

### RACE 14 - SECTOR ANALYSIS



SECTOR 1 = FL to I1, SECTOR 2 = I1 to FL, DIFF = Difference To Personal Best Lap, P = Crossed Finish Line in Pit Lane, D = Time Disallowed

P11 66 1000 Jonny HILL		Honda CBR1000 RR - Michael J Lonsdale Group				
IDEAL LAP TIME : 1:18.723		BEST LAP TIME : 1:18.908		DIFFERENCE : 0.185		
LAP	SECTOR 1	SECTOR 2	LAP TIME	MPH	DIFF	TIME OF DAY
1 -		27.460	1:24.869	83.94	5.961	16:12:05.519
2 -	53.184	28.002	1:21.186	87.75	2.278	16:13:26.705
3 -	<b>51.747</b>	27.355	1:19.102 (2)	90.06	0.194	16:14:45.807
4 -	51.893	27.015	<b>1:18.908 (1)</b>	<b>90.29</b>		<b>16:16:04.715</b>
5 -	52.527	<b>26.976</b>	1:19.503 (3)	89.61	0.595	16:17:24.218
6 -	51.969	28.482	1:20.451	88.55	1.543	16:18:44.669
7 -	53.679	27.642	1:21.321	87.61	2.413	16:20:05.990

P12 107 1000 Dave WILLIAMSON		Kawasaki ZX10R - DWM Racing				
IDEAL LAP TIME : 1:19.491		BEST LAP TIME : 1:19.724		DIFFERENCE : 0.233		
LAP	SECTOR 1	SECTOR 2	LAP TIME	MPH	DIFF	TIME OF DAY
1 -		28.124	1:28.072	80.89	8.348	16:12:08.722
2 -	53.026	28.050	1:21.076	87.87	1.352	16:13:29.798
3 -	52.834	27.992	1:20.826	88.14	1.102	16:14:50.624
4 -	54.593	27.849	1:22.442	86.42	2.718	16:16:13.066
5 -	52.258	<b>27.466</b>	<b>1:19.724 (1)</b>	<b>89.36</b>		<b>16:17:32.790</b>
6 -	52.516	27.771	1:20.287 (3)	88.73	0.563	16:18:53.077
7 -	<b>52.025</b>	27.762	1:19.787 (2)	89.29	0.063	16:20:12.864

P13 45 1000 Glenn SMITH		Kawasaki ZX10R -				
IDEAL LAP TIME : 1:19.732		BEST LAP TIME : 1:19.872		DIFFERENCE : 0.140		
LAP	SECTOR 1	SECTOR 2	LAP TIME	MPH	DIFF	TIME OF DAY
1 -		27.767	1:27.071	81.82	7.199	16:12:07.721
2 -	52.782	<b>27.613</b>	1:20.395	88.62	0.523	16:13:28.116
3 -	54.298	27.938	1:22.236	86.63	2.364	16:14:50.352
4 -	55.705	27.996	1:23.701	85.12	3.829	16:16:14.053
5 -	52.335	27.902	1:20.237 (3)	88.79	0.365	16:17:34.290
6 -	<b>52.119</b>	27.753	<b>1:19.872 (1)</b>	<b>89.20</b>		<b>16:18:54.162</b>
7 -	52.388	27.765	1:20.153 (2)	88.88	0.281	16:20:14.315

P14 180 1000 Mark OVEL		Yamaha R1 - I NEED A SPONSOR				
IDEAL LAP TIME : 1:19.736		BEST LAP TIME : 1:19.855		DIFFERENCE : 0.119		
LAP	SECTOR 1	SECTOR 2	LAP TIME	MPH	DIFF	TIME OF DAY
1 -		28.071	1:27.685	81.25	7.830	16:12:08.335
2 -	53.438	28.305	1:21.743	87.15	1.888	16:13:30.078
3 -	53.152	27.661	1:20.813	88.16	0.958	16:14:50.891
4 -	55.363	27.961	1:23.324	85.50	3.469	16:16:14.215
5 -	52.738	27.967	1:20.705 (3)	88.28	0.850	16:17:34.920
6 -	<b>52.187</b>	27.668	<b>1:19.855 (1)</b>	<b>89.21</b>		<b>16:18:54.775</b>
7 -	52.631	<b>27.549</b>	1:20.180 (2)	88.85	0.325	16:20:14.955

P15 999 1000 Jack DWYER		Honda CBR1000RR -				
IDEAL LAP TIME : 1:20.583		BEST LAP TIME : 1:20.667		DIFFERENCE : 0.084		
LAP	SECTOR 1	SECTOR 2	LAP TIME	MPH	DIFF	TIME OF DAY
1 -		27.950	1:24.717	84.09	4.050	16:12:05.367
2 -	53.259	28.481	1:21.740	87.16	1.073	16:13:27.107
3 -	53.769	28.510	1:22.279	86.59	1.612	16:14:49.386
4 -	57.819	28.339	1:26.158	82.69	5.491	16:16:15.544
5 -	52.874	<b>27.793</b>	<b>1:20.667 (1)</b>	<b>88.32</b>		<b>16:17:36.211</b>
6 -	<b>52.790</b>	28.277	1:21.067 (2)	87.88	0.400	16:18:57.278
7 -	53.659	27.972	1:21.631 (3)	87.27	0.964	16:20:18.909

Weather / Track : Cloudy / Dry

Donington Park National  
 Circuit Length = 1.9790 miles  
 Start: 16:10 Flag 16:19 End: 16:20

# BMCRC - MRO Championships 2021 - Rnd 5 @ Donington National

## BMCRC Rookie 600 & Rookie 1000

### RACE 14 - SECTOR ANALYSIS



SECTOR 1 = FL to I1, SECTOR 2 = I1 to FL, DIFF = Difference To Personal Best Lap, P = Crossed Finish Line in Pit Lane, D = Time Disallowed

P16 147 1000		Mark SKEVINGTON		Suzuki GSXR 1000 - Teknimek Engineering Ltd			
IDEAL LAP TIME : 1:19.441		BEST LAP TIME : 1:19.969		DIFFERENCE : 0.528			
LAP	SECTOR 1	SECTOR 2	LAP TIME	MPH	DIFF	TIME OF DAY	
1 -		27.973	1:25.390	83.43	5.421	16:12:06.040	
2 -	53.148	28.266	1:21.414	87.51	1.445	16:13:27.454	
3 -	54.108	27.928	1:22.036	86.84	2.067	16:14:49.490	
4 -	53.189	<b>27.164</b>	1:20.353	88.66	0.384	16:16:09.843	
5 -	<b>52.277</b>	27.707	1:19.984 (2)	89.07	0.015	16:17:29.827	
6 -	52.497	27.753	1:20.250 (3)	88.78	0.281	16:18:50.077	
7 -	52.530	27.439	<b>1:19.969 (1)</b>	<b>89.09</b>		<b>16:20:10.046</b>	

P17 200 600		Dan BURNHAM		Triumph DAYTONA 675 - BDR RACING / KY JAX			
IDEAL LAP TIME : 1:15.426		BEST LAP TIME : 1:15.426		DIFFERENCE : 0.000			
LAP	SECTOR 1	SECTOR 2	LAP TIME	MPH	DIFF	TIME OF DAY	
1 -		26.732	2:04.757	57.10	49.331	16:12:45.407	
2 -	49.938	26.541	1:16.479	93.15	1.053	16:14:01.886	
3 -	49.602	26.535	1:16.137 (3)	93.57	0.711	16:15:18.023	
4 -	50.048	26.571	1:16.619	92.98	1.193	16:16:34.642	
5 -	50.312	26.798	1:17.110	92.39	1.684	16:17:51.752	
6 -	<b>49.325</b>	<b>26.101</b>	<b>1:15.426 (1)</b>	<b>94.45</b>		<b>16:19:07.178</b>	
7 -	49.479	26.454	1:15.933 (2)	93.82	0.507	16:20:23.111	

P18 888 1000		Paul FAGG		Honda CBR 1000RR -			
IDEAL LAP TIME : 1:21.048		BEST LAP TIME : 1:21.160		DIFFERENCE : 0.112			
LAP	SECTOR 1	SECTOR 2	LAP TIME	MPH	DIFF	TIME OF DAY	
1 -		28.404	1:29.227	79.84	8.067	16:12:09.877	
2 -	53.076	<b>28.084</b>	<b>1:21.160 (1)</b>	<b>87.78</b>		<b>16:13:31.037</b>	
3 -	53.137	28.834	1:21.971	86.91	0.811	16:14:53.008	
4 -	55.592	29.880	1:25.472	83.35	4.312	16:16:18.480	
5 -	53.320	28.533	1:21.853 (3)	87.04	0.693	16:17:40.333	
6 -	53.781	28.608	1:22.389	86.47	1.229	16:19:02.722	
7 -	<b>52.964</b>	28.346	1:21.310 (2)	87.62	0.150	16:20:24.032	

P19 51 600		Ross CLARKE		Kawasaki ZX600RR - Ross clarke Farriery			
IDEAL LAP TIME : 1:15.541		BEST LAP TIME : 1:15.797		DIFFERENCE : 0.256			
LAP	SECTOR 1	SECTOR 2	LAP TIME	MPH	DIFF	TIME OF DAY	
1 -		27.351	2:05.733	56.66	49.936	16:12:46.383	
2 -	49.996	26.755	1:16.751	92.82	0.954	16:14:03.134	
3 -	49.717	26.346	1:16.063 (3)	93.66	0.266	16:15:19.197	
4 -	49.352	26.445	<b>1:15.797 (1)</b>	<b>93.99</b>		<b>16:16:34.994</b>	
5 -	50.301	26.845	1:17.146	92.35	1.349	16:17:52.140	
6 -	49.920	<b>26.328</b>	1:16.248	93.44	0.451	16:19:08.388	
7 -	<b>49.213</b>	26.653	1:15.866 (2)	93.91	0.069	16:20:24.254	

P20 501 600		Ashley COID		Kawasaki ZX636R -			
IDEAL LAP TIME : 1:16.323		BEST LAP TIME : 1:16.405		DIFFERENCE : 0.082			
LAP	SECTOR 1	SECTOR 2	LAP TIME	MPH	DIFF	TIME OF DAY	
1 -		27.315	2:05.955	56.56	49.550	16:12:46.605	
2 -	50.019	26.957	1:16.976 (3)	92.55	0.571	16:14:03.581	
3 -	49.959	<b>26.446</b>	<b>1:16.405 (1)</b>	<b>93.24</b>		<b>16:15:19.986</b>	
4 -	<b>49.877</b>	26.852	1:16.729 (2)	92.85	0.324	16:16:36.715	
5 -	51.053	27.181	1:18.234	91.06	1.829	16:17:54.949	
6 -	50.612	26.889	1:17.501	91.92	1.096	16:19:12.450	
7 -	51.112	27.064	1:18.176	91.13	1.771	16:20:30.626	

Weather / Track : Cloudy / Dry

Donington Park National  
Circuit Length = 1.9790 miles  
Start: 16:10 Flag 16:19 End: 16:20

# BMCRC - MRO Championships 2021 - Rnd 5 @ Donington National

## BMCRC Rookie 600 & Rookie 1000

### RACE 14 - SECTOR ANALYSIS



SECTOR 1 = FL to I1, SECTOR 2 = I1 to FL, DIFF = Difference To Personal Best Lap, P = Crossed Finish Line in Pit Lane, D = Time Disallowed

P21 90 600 Adam GATHERCOLE		Triumph DAYTONA 675 - Ride In Bike Tyres				
IDEAL LAP TIME : 1:16.918		BEST LAP TIME : 1:16.918		DIFFERENCE : 0.000		
LAP	SECTOR 1	SECTOR 2	LAP TIME	MPH	DIFF	TIME OF DAY
1 -		27.372	2:06.366	56.38	49.448	16:12:47.016
2 -	50.189	26.917	1:17.106 (2)	92.40	0.188	16:14:04.122
3 -	<b>50.028</b>	<b>26.890</b>	<b>1:16.918 (1)</b>	<b>92.62</b>		<b>16:15:21.040</b>
4 -	50.293	27.270	1:17.563 (3)	91.85	0.645	16:16:38.603
5 -	50.590	28.570	1:19.160	90.00	2.242	16:17:57.763
6 -	51.032	27.436	1:18.468	90.79	1.550	16:19:16.231
7 -	50.746	27.163	1:17.909	91.44	0.991	16:20:34.140

P22 179 600 Thomas GARNER		Yamaha R6 -				
IDEAL LAP TIME : 1:16.761		BEST LAP TIME : 1:16.911		DIFFERENCE : 0.150		
LAP	SECTOR 1	SECTOR 2	LAP TIME	MPH	DIFF	TIME OF DAY
1 -		27.376	2:07.291	55.97	50.380	16:12:47.941
2 -	50.962	27.059	1:18.021	91.31	1.110	16:14:05.962
3 -	50.969	<b>26.696</b>	1:17.665 (3)	91.73	0.754	16:15:23.627
4 -	51.423	27.182	1:18.605	90.63	1.694	16:16:42.232
5 -	50.545	27.074	1:17.619 (2)	91.78	0.708	16:17:59.851
6 -	51.121	26.919	1:18.040	91.29	1.129	16:19:17.891
7 -	<b>50.065</b>	26.846	<b>1:16.911 (1)</b>	<b>92.63</b>		<b>16:20:34.802</b>

P23 22 600 Matt GATHERCOLE		Kawasaki ZX6R - Ride In Bike Tyres				
IDEAL LAP TIME : 1:17.638		BEST LAP TIME : 1:17.638		DIFFERENCE : 0.000		
LAP	SECTOR 1	SECTOR 2	LAP TIME	MPH	DIFF	TIME OF DAY
1 -		27.376	2:06.710	56.22	49.072	16:12:47.360
2 -	51.003	27.066	1:18.069 (2)	91.26	0.431	16:14:05.429
3 -	<b>50.704</b>	<b>26.934</b>	<b>1:17.638 (1)</b>	<b>91.76</b>		<b>16:15:23.067</b>
4 -	51.566	27.882	1:19.448	89.67	1.810	16:16:42.515
5 -	51.678	27.557	1:19.235 (3)	89.91	1.597	16:18:01.750
6 -	52.081	27.428	1:19.509	89.60	1.871	16:19:21.259
7 -	51.983	27.728	1:19.711	89.38	2.073	16:20:40.970

P24 82 1000 Paul MORRIS		Suzuki GSXR 1000 - Rpm Performance & Engineering				
IDEAL LAP TIME : 1:24.078		BEST LAP TIME : 1:24.394		DIFFERENCE : 0.316		
LAP	SECTOR 1	SECTOR 2	LAP TIME	MPH	DIFF	TIME OF DAY
1 -		29.227	1:31.447	77.90	7.053	16:12:12.097
2 -	<b>55.076</b>	29.347	1:24.423 (2)	84.39	0.029	16:13:36.520
3 -	55.326	29.317	1:24.643 (3)	84.17	0.249	16:15:01.163
4 -	55.394	29.526	1:24.920	83.89	0.526	16:16:26.083
5 -	59.020	29.768	1:28.788	80.24	4.394	16:17:54.871
6 -	56.295	<b>29.002</b>	1:25.297	83.52	0.903	16:19:20.168
7 -	55.154	29.240	<b>1:24.394 (1)</b>	<b>84.42</b>		<b>16:20:44.562</b>

P25 212 600 Matt PALLETT		Kawasaki ZX6R - In:timber				
IDEAL LAP TIME : 1:18.741		BEST LAP TIME : 1:18.896		DIFFERENCE : 0.155		
LAP	SECTOR 1	SECTOR 2	LAP TIME	MPH	DIFF	TIME OF DAY
1 -		27.644	2:08.014	55.65	49.118	16:12:48.664
2 -	<b>51.399</b>	27.662	1:19.061 (2)	90.11	0.165	16:14:07.725
3 -	52.369	27.685	1:20.054	88.99	1.158	16:15:27.779
4 -	52.029	27.453	1:19.482	89.63	0.586	16:16:47.261
5 -	51.554	<b>27.342</b>	<b>1:18.896 (1)</b>	<b>90.30</b>		<b>16:18:06.157</b>
6 -	51.921	27.545	1:19.466 (3)	89.65	0.570	16:19:25.623

Weather / Track : Cloudy / Dry

Donington Park National  
Circuit Length = 1.9790 miles  
Start: 16:10 Flag 16:19 End: 16:20

# BMCRC - MRO Championships 2021 - Rnd 5 @ Donington National

## BMCRC Rookie 600 & Rookie 1000

### RACE 14 - SECTOR ANALYSIS



SECTOR 1 = FL to I1, SECTOR 2 = I1 to FL, DIFF = Difference To Personal Best Lap, P = Crossed Finish Line in Pit Lane, D = Time Disallowed

P26 62 600		Oliver NUNN		Yamaha R6 - Intertechnic UK & STVL		
IDEAL LAP TIME : 1:20.206		BEST LAP TIME : 1:20.784		DIFFERENCE : 0.578		
LAP	SECTOR 1	SECTOR 2	LAP TIME	MPH	DIFF	TIME OF DAY
1 -		28.341	2:10.160	54.73	49.376	16:12:50.810
2 -	52.846	28.347	1:21.193	87.74	0.409	16:14:12.003
3 -	52.844	28.193	1:21.037 (3)	87.91	0.253	16:15:33.040
4 -	52.663	28.374	1:21.037 (3)	87.91	0.253	16:16:54.077
5 -	52.809	<b>27.975</b>	<b>1:20.784 (1)</b>	<b>88.19</b>		<b>16:18:14.861</b>
6 -	<b>52.231</b>	28.676	1:20.907 (2)	88.05	0.123	16:19:35.768

P27 28 600		Craig BICKNELL		Yamaha R6 - On Point Security LTD		
IDEAL LAP TIME : 1:20.356		BEST LAP TIME : 1:20.636		DIFFERENCE : 0.280		
LAP	SECTOR 1	SECTOR 2	LAP TIME	MPH	DIFF	TIME OF DAY
1 -		28.169	2:09.103	55.18	48.467	16:12:49.753
2 -	<b>52.458</b>	28.178	<b>1:20.636 (1)</b>	<b>88.35</b>		<b>16:14:10.389</b>
3 -	53.789	28.070	1:21.859	87.03	1.223	16:15:32.248
4 -	53.007	28.443	1:21.450 (3)	87.47	0.814	16:16:53.698
5 -	54.288	<b>27.898</b>	1:22.186	86.68	1.550	16:18:15.884
6 -	53.089	28.091	1:21.180 (2)	87.76	0.544	16:19:37.064

P28 636 600		Matthew MILLS		Kawasaki ZX6R -		
IDEAL LAP TIME : 1:19.117		BEST LAP TIME : 1:19.117		DIFFERENCE : 0.000		
LAP	SECTOR 1	SECTOR 2	LAP TIME	MPH	DIFF	TIME OF DAY
1 -		27.963	2:11.235	54.28	52.118	16:12:51.885
2 -	52.288	28.080	1:20.368 (3)	88.65	1.251	16:14:12.253
3 -	52.333	27.933	1:20.266 (2)	88.76	1.149	16:15:32.519
4 -	52.929	28.080	1:21.009	87.94	1.892	16:16:53.528
5 -	<b>51.587</b>	<b>27.530</b>	<b>1:19.117 (1)</b>	<b>90.05</b>		<b>16:18:12.645</b>
6 -	53.283	28.209	1:21.492	87.42	2.375	16:19:34.137

P29 686 600		Liam SPILLER		Yamaha R6 - LD Renovate Ltd		
IDEAL LAP TIME : 1:20.169		BEST LAP TIME : 1:20.391		DIFFERENCE : 0.222		
LAP	SECTOR 1	SECTOR 2	LAP TIME	MPH	DIFF	TIME OF DAY
1 -		28.684	2:14.843	52.83	54.452	16:12:55.493
2 -	55.108	28.069	1:23.177	85.65	2.786	16:14:18.670
3 -	52.911	28.532	1:21.443	87.48	1.052	16:15:40.113
4 -	52.499	27.892	<b>1:20.391 (1)</b>	<b>88.62</b>		<b>16:17:00.504</b>
5 -	52.932	<b>27.846</b>	1:20.778 (3)	88.20	0.387	16:18:21.282
6 -	<b>52.323</b>	28.093	1:20.416 (2)	88.59	0.025	16:19:41.698

P30 371 600		Billy HUTCHINGS		Yamaha R6 -		
IDEAL LAP TIME : 1:25.294		BEST LAP TIME : 1:25.436		DIFFERENCE : 0.142		
LAP	SECTOR 1	SECTOR 2	LAP TIME	MPH	DIFF	TIME OF DAY
1 -		29.516	2:13.681	53.29	48.245	16:12:54.331
2 -	56.343	29.306	1:25.649 (2)	83.18	0.213	16:14:19.980
3 -	56.366	29.327	1:25.693 (3)	83.14	0.257	16:15:45.673
4 -	56.116	29.806	1:25.922	82.91	0.486	16:17:11.595
5 -	56.252	<b>29.184</b>	<b>1:25.436 (1)</b>	<b>83.39</b>		<b>16:18:37.031</b>
6 -	<b>56.110</b>	29.592	1:25.702	83.13	0.266	16:20:02.733

Weather / Track : Cloudy / Dry

Donington Park National  
Circuit Length = 1.9790 miles  
Start: 16:10 Flag 16:19 End: 16:20

# BMCRC - MRO Championships 2021 - Rnd 5 @ Donington National

## BMCRC Rookie 600 & Rookie 1000

### RACE 14 - SECTOR ANALYSIS



SECTOR 1 = FL to I1, SECTOR 2 = I1 to FL, DIFF = Difference To Personal Best Lap, P = Crossed Finish Line in Pit Lane, D = Time Disallowed

P31 41 600 Daniel NURRISH		Yamaha R6 - Dcn Autobody				
IDEAL LAP TIME : 1:25.623		BEST LAP TIME : 1:25.893		DIFFERENCE : 0.270		
LAP	SECTOR 1	SECTOR 2	LAP TIME	MPH	DIFF	TIME OF DAY
1 -		30.050	2:15.919	52.41	50.026	16:12:56.569
2 -	56.708	30.093	1:26.801	82.08	0.908	16:14:23.370
3 -	57.000	29.686	1:26.686	82.18	0.793	16:15:50.056
4 -	<b>56.243</b>	29.798	1:26.041 (2)	82.80	0.148	16:17:16.097
5 -	56.586	29.675	1:26.261 (3)	82.59	0.368	16:18:42.358
6 -	56.513	<b>29.380</b>	<b>1:25.893 (1)</b>	<b>82.94</b>		<b>16:20:08.251</b>

P32 155 600 Eliot SMITH		Honda CBR600RR - Pro-Moto Europe Ltd				
IDEAL LAP TIME : 1:25.659		BEST LAP TIME : 1:26.089		DIFFERENCE : 0.430		
LAP	SECTOR 1	SECTOR 2	LAP TIME	MPH	DIFF	TIME OF DAY
1 -		29.598	2:16.169	52.32	50.080	16:12:56.819
2 -	57.121	29.639	1:26.760	82.11	0.671	16:14:23.579
3 -	57.364	29.534	1:26.898	81.98	0.809	16:15:50.477
4 -	<b>56.347</b>	29.742	<b>1:26.089 (1)</b>	<b>82.75</b>		<b>16:17:16.566</b>
5 -	56.651	29.674	1:26.325 (3)	82.53	0.236	16:18:42.891
6 -	56.843	<b>29.312</b>	1:26.155 (2)	82.69	0.066	16:20:09.046

P33 42 600 Kai EVANS		Suzuki GSXR 600 - CBS Ltd Construction and Engineering				
IDEAL LAP TIME : 1:26.263		BEST LAP TIME : 1:26.473		DIFFERENCE : 0.210		
LAP	SECTOR 1	SECTOR 2	LAP TIME	MPH	DIFF	TIME OF DAY
1 -		29.981	2:17.398	51.85	50.925	16:12:58.048
2 -	<b>56.394</b>	30.079	<b>1:26.473 (1)</b>	<b>82.39</b>		<b>16:14:24.521</b>
3 -	57.618	29.993	1:27.611 (3)	81.32	1.138	16:15:52.132
4 -	57.700	<b>29.869</b>	1:27.569 (2)	81.36	1.096	16:17:19.701
5 -	57.120	30.644	1:27.764	81.17	1.291	16:18:47.465
6 -	58.085	30.978	1:29.063	79.99	2.590	16:20:16.528

P34 63 600 Robert BUSH		Suzuki GSXR 600 - Legacy Racing				
IDEAL LAP TIME : 1:36.473		BEST LAP TIME : 1:36.968		DIFFERENCE : 0.495		
LAP	SECTOR 1	SECTOR 2	LAP TIME	MPH	DIFF	TIME OF DAY
1 -		<b>32.108</b>	2:24.826	49.19	47.858	16:13:05.476
2 -	1:04.555	33.720	1:38.275 (3)	72.49	1.307	16:14:43.751
3 -	<b>1:04.365</b>	33.060	1:37.425 (2)	73.12	0.457	16:16:21.176
4 -	1:04.437	32.531	<b>1:36.968 (1)</b>	<b>73.47</b>		<b>16:17:58.144</b>
5 -	1:05.056	33.360	1:38.416	72.39	1.448	16:19:36.560

P35 23 600 Carl WATSON		Kawasaki ZX6R - Roofworks/Raw K9 Nutrition				
IDEAL LAP TIME : 1:36.053		BEST LAP TIME : 1:37.721		DIFFERENCE : 1.668		
LAP	SECTOR 1	SECTOR 2	LAP TIME	MPH	DIFF	TIME OF DAY
1 -		<b>32.825</b>	2:26.107	48.76	48.386	16:13:06.757
2 -	<b>1:03.228</b>	34.493	<b>1:37.721 (1)</b>	<b>72.90</b>		<b>16:14:44.478</b>
3 -	1:04.571	33.310	1:37.881 (2)	72.78	0.160	16:16:22.359
4 -	1:06.170	33.723	1:39.893	71.32	2.172	16:18:02.252
5 -	1:04.372	33.703	1:38.075 (3)	72.64	0.354	16:19:40.327

P36 61 1000 Andrew LEWIS		Yamaha R1 -				
IDEAL LAP TIME : 1:20.414		BEST LAP TIME : 1:20.864		DIFFERENCE : 0.450		
LAP	SECTOR 1	SECTOR 2	LAP TIME	MPH	DIFF	TIME OF DAY
1 -		27.574	1:25.716	83.11	4.852	16:12:06.366
2 -	<b>53.258</b>	27.956	1:21.214 (2)	87.72	0.350	16:13:27.580
3 -	53.708	<b>27.156</b>	<b>1:20.864 (1)</b>	<b>88.10</b>		<b>16:14:48.444</b>

Weather / Track : Cloudy / Dry

Donington Park National  
Circuit Length = 1.9790 miles  
Start: 16:10 Flag 16:19 End: 16:20

# BMCRC - MRO Championships 2021 - Rnd 5 @ Donington National

## BMCRC Rookie 600 & Rookie 1000

### RACE 14 - BEST SECTORS

SECTOR 1			SECTOR 2			IDEAL / BEST COMPARISON						
POS	NO	NAME	TIME	NO	NAME	TIME	POS	NO	NAME	IDEAL	BEST	DIFF
									<b>PERFECT LAP</b>	<b>1:12.480</b>		
1	53	McGLYNN	47.444	53	McGLYNN	25.036	1	53	McGLYNN	1:12.480	1:12.480	0.000
2	100	HUNTER	47.889	110	CLARKE	25.557	2	110	CLARKE	1:13.515	1:13.515	0.000
3	19	GRANT	47.917	19	GRANT	25.753	3	19	GRANT	1:13.670	1:14.375	0.705
4	110	CLARKE	47.958	91	HARRISON	25.829	4	100	HUNTER	1:13.728	1:13.753	0.025
5	91	HARRISON	48.543	100	HUNTER	25.839	5	91	HARRISON	1:14.372	1:14.395	0.023
6	51	CLARKE	49.213	93	IRWIN	25.848	6	200	BURNHAM	1:15.426	1:15.426	0.000
7	200	BURNHAM	49.325	200	BURNHAM	26.101	7	51	CLARKE	1:15.541	1:15.797	0.256
8	508	McFADDEN	49.863	508	McFADDEN	26.116	8	93	IRWIN	1:15.762	1:16.110	0.348
9	501	COID	49.877	51	CLARKE	26.328	9	508	McFADDEN	1:15.979	1:15.979	0.000
10	32	FINLAYSON-GREEN	49.888	222	ROOKE	26.383	10	501	COID	1:16.323	1:16.405	0.082
11	300	CARPENTER	49.903	501	COID	26.446	11	32	FINLAYSON-GREEN	1:16.358	1:16.358	0.000
12	93	IRWIN	49.914	32	FINLAYSON-GREEN	26.470	12	300	CARPENTER	1:16.516	1:16.739	0.223
13	90	GATHERCOLE	50.028	300	CARPENTER	26.613	13	179	GARNER	1:16.761	1:16.911	0.150
14	179	GARNER	50.065	179	GARNER	26.696	14	90	GATHERCOLE	1:16.918	1:16.918	0.000
15	22	GATHERCOLE	50.704	90	GATHERCOLE	26.890	15	222	ROOKE	1:17.188	1:17.280	0.092
16	222	ROOKE	50.805	22	GATHERCOLE	26.934	16	22	GATHERCOLE	1:17.638	1:17.638	0.000
17	212	PALLET	51.399	66	HILL	26.976	17	66	HILL	1:18.723	1:18.908	0.185
18	636	MILLS	51.587	61	LEWIS	27.156	18	212	PALLET	1:18.741	1:18.896	0.155
19	66	HILL	51.747	147	SKEVINGTON	27.164	19	636	MILLS	1:19.117	1:19.117	0.000
20	107	WILLIAMSON	52.025	212	PALLET	27.342	20	147	SKEVINGTON	1:19.441	1:19.969	0.528
21	45	SMITH	52.119	107	WILLIAMSON	27.466	21	107	WILLIAMSON	1:19.491	1:19.724	0.233
22	180	OVEL	52.187	636	MILLS	27.530	22	45	SMITH	1:19.732	1:19.872	0.140
23	62	NUNN	52.231	180	OVEL	27.549	23	180	OVEL	1:19.736	1:19.855	0.119
24	147	SKEVINGTON	52.277	45	SMITH	27.613	24	686	SPILLER	1:20.169	1:20.391	0.222
25	686	SPILLER	52.323	999	DWYER	27.793	25	62	NUNN	1:20.206	1:20.784	0.578
26	28	BICKNELL	52.458	686	SPILLER	27.846	26	28	BICKNELL	1:20.356	1:20.636	0.280
27	999	DWYER	52.790	28	BICKNELL	27.898	27	61	LEWIS	1:20.414	1:20.864	0.450
28	888	FAGG	52.964	62	NUNN	27.975	28	999	DWYER	1:20.583	1:20.667	0.084
29	61	LEWIS	53.258	888	FAGG	28.084	29	888	FAGG	1:21.048	1:21.160	0.112
30	82	MORRIS	55.076	82	MORRIS	29.002	30	82	MORRIS	1:24.078	1:24.394	0.316
31	371	HUTCHINGS	56.110	371	HUTCHINGS	29.184	31	371	HUTCHINGS	1:25.294	1:25.436	0.142
32	41	NURRISH	56.243	155	SMITH	29.312	32	41	NURRISH	1:25.623	1:25.893	0.270
33	155	SMITH	56.347	41	NURRISH	29.380	33	155	SMITH	1:25.659	1:26.089	0.430
34	42	EVANS	56.394	42	EVANS	29.869	34	42	EVANS	1:26.263	1:26.473	0.210
35	23	WATSON	1:03.228	63	BUSH	32.108	35	23	WATSON	1:36.053	1:37.721	1.668
36	63	BUSH	1:04.365	23	WATSON	32.825	36	63	BUSH	1:36.473	1:36.968	0.495

Weather / Track : Cloudy / Dry

Donington Park National  
Circuit Length = 1.9790 miles  
Start: 16:10 Flag 16:19 End: 16:20

Results can be found at [www.tsl-timing.com](http://www.tsl-timing.com)

Printed - 16:21 Saturday, 04 September 2021



# BMCRC - MRO Championships 2021 - Rnd 5 @ Donington National

## BMCRC Rookie 600 & Rookie 1000

### RACE 14 - STATISTICS

**Competitors Started** 36  
**Planned Start** 2021-09-04 @ 16:16:00.000  
**Actual Start** 2021-09-04 @ 16:10:40.649  
**Finish Time** 2021-09-04 @ 16:19:23.286  
**Track Length** 1.9790mi.  
**Total Laps** 235  
**Total Distance Covered** 465.0808mi.

#### Session Fastest Lap History

NO	CL	NAME	LAP TIME	TIME OF DAY	LAP	VEHICLE
53	1000	Seamus McGLYNN	1:12.480	16:13:09.719	2	Yamaha R1

#### Session Leader History

NO	CL	NAME	FROM LAP	LAPS LED	DISTANCE	VEHICLE
53	1000	Seamus McGLYNN	1	7	13.81 miles	Yamaha R1

#### Flag History

TYPE	TIME OF DAY
GREEN	16:10:40.649
FINISH	16:19:23.286

#### Flag Statistics

TYPE	COUNT	TOTAL LAPS	TOTAL TIME
Green	1	7	10:07.970
Red	0	0	0.000
Safety Car	0	0	0.000
FCY	0	0	0.000

# BMCRC - MRO Championships 2021 - Rnd 5 @ Donington National

## BMCRC Rookie 600 & Rookie 1000

### RACE 14 - STATISTICS

**CLASS : 1000**

19 Starters

#### Fastest Lap History

NO	NAME	LAP TIME	TIME OF DAY	LAP	VEHICLE
53	Seamus McGLYNN	1:12.480	16:13:09.719	2	Yamaha R1

#### Leader History

NO	NAME	FROM LAP	LAPS LED	DISTANCE	VEHICLE
53	Seamus McGLYNN	1	7	13.81 miles	Yamaha R1

# BMCRC - MRO Championships 2021 - Rnd 5 @ Donington National

## BMCRC Rookie 600 & Rookie 1000

### RACE 14 - STATISTICS

**CLASS : 600**

17 Starters

#### Fastest Lap History

NO	NAME	LAP TIME	TIME OF DAY	LAP	VEHICLE
200	Dan BURNHAM	1:16.479	16:14:01.889	2	Triumph DAYTONA 675
200	Dan BURNHAM	1:16.137	16:15:18.024	3	Triumph DAYTONA 675
51	Ross CLARKE	1:16.063	16:15:19.213	3	Kawasaki ZX600RR
51	Ross CLARKE	1:15.797	16:16:35.010	4	Kawasaki ZX600RR
200	Dan BURNHAM	1:15.426	16:19:07.179	6	Triumph DAYTONA 675

#### Leader History

NO	NAME	FROM LAP	LAPS LED	DISTANCE	VEHICLE
200	Dan BURNHAM	1	7	13.81 miles	Triumph DAYTONA 675

# BMCRC - MRO Championships 2021 - Rnd 5 @ Donington National

## BMCRC Rookie 600 & Rookie 1000

### RACE 3 - GRID (10 Laps)



CONTRACTORS LTD

ROW 14	42		41	<b>35</b> Reuben WARD	40	<b>23</b> Carl WATSON	1:37.721
ROW 13		39	<b>63</b> Robert BUSH	38	<b>42</b> Kai EVANS	37	<b>155</b> Eliot SMITH
ROW 12	36	<b>41</b> Daniel NURRISH	35	<b>371</b> Billy HUTCHINGS	34	<b>62</b> Oliver NUNN	
ROW 11		33	<b>28</b> Craig BICKNELL	32	<b>686</b> Liam SPILLER	31	<b>636</b> Matthew MILLS
ROW 10	30	<b>212</b> Matt PALLETT	29	<b>22</b> Matt GATHERCOLE	28	<b>179</b> Thomas GARNER	
ROW 9		27	<b>501</b> Ashley COID	26	<b>51</b> Ross CLARKE	25	<b>200</b> Dan BURNHAM
ROW 8	24		23		22		
ROW 7		21		20	<b>201</b> Scott WEST	19	<b>82</b> Paul MORRIS
ROW 6	18	<b>888</b> Paul FAGG	17	<b>61</b> Andrew LEWIS	16	<b>999</b> Jack DWYER	
ROW 5		15	<b>147</b> Mark SKEVINGTON	14	<b>45</b> Glenn SMITH	13	<b>180</b> Mark OVEL
ROW 4	12	<b>107</b> Dave WILLIAMSON	11	<b>66</b> Jonny HILL	10	<b>222</b> Phil ROOKE	
ROW 3		9	<b>300</b> Aaren CARPENTER	8	<b>32</b> Louis FINLAYSON-GREEN	7	<b>93</b> Connor IRWIN
ROW 2	6	<b>508</b> Daniel McFADDEN	5	<b>91</b> Thomas HARRISON	4	<b>19</b> Lee GRANT	
ROW 1		3	<b>100</b> Antony HUNTER	2	<b>110</b> Michael CLARKE	1	<b>53</b> Seamus McGLYNN
							<b>Pole</b>

Donington Park National  
Circuit Length = 1.9790 miles

These results are provisional until the conclusion of any judicial and technical matters.

Clerk Of Course :	Stewards :	Timekeeper :
-------------------	------------	--------------

Results can be found at [www.tsl-timing.com](http://www.tsl-timing.com)

Printed - 16:23 Saturday, 04 September 2021



# BMCRC - MRO Championships 2021 - Rnd 5 @ Donington National

## BMCRC Rookie 600 & Rookie 1000

### RACE 3 - CLASSIFICATION



CONTRACTORS LTD

POS	NO	CL	PIC NAME	ENTRY	LAPS	TIME	GAP	DIFF	MPH	BEST	ON
1	19	1000	1 Lee GRANT	Yamaha R1M - Grant carpentry and construction ltd	10	12:21.357			95.91	1:13.063	6
2	53	1000	2 Seamus McGLYNN	Yamaha R1 -	10	12:26.230	4.873	4.873	95.29	1:13.193	10
3	110	1000	3 Michael CLARKE	Yamaha R1 - BIKEBASE.ltd	10	12:28.384	7.027	2.154	95.01	1:13.293	6
4	100	1000	4 Antony HUNTER	Kawasaki ZX10 - Uncletoms motoring centre	10	12:37.417	16.060	9.033	93.88	1:14.134	4
5	91	1000	5 Thomas HARRISON	Suzuki GSXR 1000 - RAW K9 NUTRITION	10	12:50.944	29.587	13.527	92.23	1:15.288	6
6	300	1000	6 Aaren CARPENTER	Kawasaki ZX10R - Above Build Limited	10	12:51.332	29.975	0.388	92.19	1:15.622	6
7	508	1000	7 Daniel McFADDEN	Kawasaki ZX10RR - Danny McFadden Racing	10	12:51.588	30.231	0.256	92.16	1:16.130	6
8	32	1000	8 Louis FINLAYSON-GREEN	Honda CBR1000RR - Revs of Horsham	10	12:53.969	32.612	2.381	91.87	1:16.300	9
9	222	1000	9 Phil ROOKE	KAWASAKI ZX10R - CLEARWAY TRAFFIC SOLUT	10	13:02.390	41.033	8.421	90.88	1:15.906	7
10	66	1000	10 Jonny HILL	Honda CBR1000 RR - Michael J Lonsdale Group	10	13:05.910	44.553	3.520	90.48	1:17.146	5
11	51	600	1 Ross CLARKE	Kawasaki ZX600RR - Ross clarke Farriery	10	13:24.697	1:03.340	18.787	88.36	1:15.362	8
12	200	600	2 Dan BURNHAM	Triumph DAYTONA 675 - BDR RACING / KY JAX	10	13:25.207	1:03.850	0.510	88.31	1:15.545	2
13	107	1000	11 Dave WILLIAMSON	Kawasaki ZX10R - DWM Racing	10	13:28.879	1:07.522	3.672	87.91	1:19.172	9
14	180	1000	12 Mark OVEL	Yamaha R1 - I NEED A SPONSOR	10	13:31.622	1:10.265	2.743	87.61	1:19.635	6
15	61	1000	13 Andrew LEWIS	Yamaha R1 -	10	13:34.362	1:13.005	2.740	87.31	1:18.762	7
16	179	600	3 Thomas GARNER	Yamaha R6 -	10	13:34.387	1:13.030	0.025	87.31	1:16.634	4
17	35	600	4 Reuben WARD	Kawasaki 636 - Mt auto recovery	10	13:34.455	1:13.098	0.068	87.30	1:15.721	4
18	501	600	5 Ashley COID	Kawasaki ZX636R -	9	12:21.865	1 Lap	1 Lap	86.24	1:16.523	8
19	212	600	6 Matt PALLETT	Kawasaki ZX6R - In:timber	9	12:22.233	1 Lap	0.368	86.20	1:16.427	8
20	999	1000	14 Jack DWYER	Honda CBR1000RR -	9	12:25.970	1 Lap	3.737	85.77	1:21.640	5
21	888	1000	15 Paul FAGG	Honda CBR 1000RR -	9	12:26.465	1 Lap	0.495	85.71	1:20.941	4
22	23	600	7 Connor IRWIN	Kawasaki ZX6R - RAW K9 nutrition / roof works	9	12:37.787	1 Lap	11.322	84.43	1:17.195	3
23	147	1000	16 Mark SKEVINGTON	Suzuki GSXR 1000 - Teknimek Engineering Ltd	9	12:38.488	1 Lap	0.701	84.35	1:19.271	2
24	22	600	8 Matt GATHERCOLE	Kawasaki ZX6R - Ride In Bike Tyres	9	12:38.742	1 Lap	0.254	84.33	1:18.148	3
25	686	600	9 Liam SPILLER	Yamaha R6 - LD Renovate Ltd	9	12:40.244	1 Lap	1.502	84.16	1:18.609	9
26	636	600	10 Matthew MILLS	Kawasaki ZX6R -	9	12:40.429	1 Lap	0.185	84.14	1:19.170	3
27	62	600	11 Oliver NUNN	Yamaha R6 - Intertechnic UK & STVL	9	12:54.902	1 Lap	14.473	82.57	1:19.857	2
28	82	1000	17 Paul MORRIS	Suzuki GSXR 1000 - Rpm Performance & Engineerir	9	12:55.811	1 Lap	0.909	82.47	1:24.051	2
29	41	600	12 Daniel NURRISH	Yamaha R6 - Dcn Autobody	9	13:17.834	1 Lap	22.023	80.19	1:23.650	2
30	28	600	13 Craig BICKNELL	Yamaha R6 - On Point Security LTD	9	13:22.714	1 Lap	4.880	79.71	1:19.152	8
31	371	600	14 Billy HUTCHINGS	Yamaha R6 -	9	13:26.580	1 Lap	3.866	79.32	1:22.649	9
32	42	600	15 Kai EVANS	Suzuki GSXR 600 - CBS Ltd Construction and Engin	9	13:46.429	1 Lap	19.849	77.42	1:25.677	3
33	63	600	16 Robert BUSH	Suzuki GSXR 600 - Legacy Racing	8	13:14.358	2 Laps	1 Lap	71.58	1:33.244	2

#### NOT CLASSIFIED

DNF	155	600	Eliot SMITH	Honda CBR600RR - Pro-Moto Europe Ltd	7	11:03.083	3 Laps	1 Lap	75.00	1:25.059	3
DNF	45	1000	Glenn SMITH	Kawasaki ZX10R -	2	2:49.426	8 Laps	5 Laps	83.29	1:21.580	2

#### FASTEST LAP

19	1000	Lee GRANT	Yamaha R1M - Grant carpentry and construction ltd	6	1:13.063	97.51 mph	156.93 kph
51	600	Ross CLARKE	Kawasaki ZX600RR - Ross clarke Farriery	8	1:15.362	94.53 mph	152.14 kph

Class 1000 - 92.5% of Race Speed = 88.71 mph

Class 600 - 92.5% of Race Speed = 81.73 mph

Weather / Track : Cloudy / Dry

These results are provisional until the conclusion of any judicial and technical matters.

Donington Park National: 1.9790 miles

Race Distance: 10 Laps / 19.79 miles

Start: 09:56 Flag 10:08 End: 10:10

Clerk Of Course :	Stewards :	Timekeeper :
-------------------	------------	--------------

Results can be found at [www.tsl-timing.com](http://www.tsl-timing.com)

Printed - 10:10 Sunday, 05 September 2021



# BMCR - MRO Championships 2021 - Rnd 5 @ Donington National

## BMCR Rookie 600 & Rookie 1000

### RACE 3 - LAP CHART

#### LAP 1 @ 09:57:44.555

NO	BEHIND	LAP TIME
53		1:17.521
110	0.239	1:17.760
19	0.493	1:18.014
100	1.274	1:18.795
508	3.302	1:20.823
91	3.605	1:21.126
32	4.292	1:21.813
300	5.103	1:22.624
66	6.578	1:24.099
107	8.652	1:26.173
222	8.891	1:26.412
180	9.339	1:26.860
999	9.926	1:27.447
45	10.325	1:27.846
147	11.656	1:29.177
82	13.476	1:30.997
61	13.545	1:31.066
888	14.162	1:31.683
200	38.302	1:55.823
179	40.038	1:57.559
51	40.210	1:57.731
35	40.565	1:58.086
501	41.174	1:58.695
22	41.882	1:59.403
212	42.084	1:59.605
686	42.872	2:00.393
28	43.826	2:01.347
62	44.579	2:02.100
23	45.324	2:02.845
636	45.758	2:03.279
41	47.567	2:05.088
42	49.257	2:06.778
371	49.674	2:07.195
155	50.304	2:07.825
63	55.874	2:13.395

#### LAP 2 @ 09:58:58.686

NO	BEHIND	LAP TIME
53		1:14.131
19	0.404	1:14.042
110	0.692	1:14.584
100	1.577	1:14.434
508	5.431	1:16.260
91	6.678	1:17.204
32	7.163	1:17.002
300	7.932	1:16.960
66	10.769	1:18.322
222	10.900	1:16.140
107	14.965	1:20.444
147	16.796	1:19.271
999	17.488	1:21.693
180	17.527	1:22.319
45	17.774	1:21.580
61	22.544	1:23.130
82	23.396	1:24.051
888	24.113	1:24.082
200	39.716	1:15.545
179	42.724	1:16.817
51	42.928	1:16.849
35	43.580	1:17.146
501	44.768	1:17.725
212	46.474	1:18.521

#### LAP 3 @ 10:00:12.980

NO	BEHIND	LAP TIME
19		1:13.890
53	0.687	1:14.981
63	1 Lap	1:33.244
110	0.974	1:14.576
100	1.973	1:14.690
508	7.382	1:16.245
91	8.504	1:16.120
32	9.190	1:16.321
300	9.956	1:16.318
222	13.517	1:16.911
66	13.998	1:17.523
107	21.819	1:21.148
147	21.930	1:19.428
180	24.594	1:21.361
999	25.229	1:22.035
61	29.229	1:20.979
888	32.342	1:22.523
82	34.952	1:25.850
200	41.092	1:15.670
51	44.820	1:16.186
179	45.537	1:17.107
35	47.525	1:18.239
501	48.434	1:17.960
212	49.881	1:17.701
22	50.752	1:18.148
23	53.290	1:17.195
686	54.082	1:19.905
28	54.764	1:19.749
62	56.045	1:20.034
636	56.125	1:19.170
41	1:06.850	1:24.058
42	1:12.355	1:25.677
371	1:12.618	1:25.597
155	1:12.994	1:25.059

#### LAP 4 @ 10:01:26.543

NO	BEHIND	LAP TIME
19		1:13.563
53	0.792	1:13.668
110	1.033	1:13.622
100	2.544	1:14.134
508	10.046	1:16.227
91	10.644	1:15.703
32	12.319	1:16.692
300	12.804	1:16.411
222	16.799	1:16.845
66	18.162	1:17.727
63	1 Lap	1:33.648
147	28.348	1:19.981
107	28.673	1:20.417
180	32.106	1:21.075

#### LAP 5 @ 10:02:40.034

NO	BEHIND	LAP TIME
19		1:13.491
53	1.760	1:14.459
110	3.408	1:15.866
41	1 Lap	1:23.697
100	4.853	1:15.800
371	1 Lap	1:27.478
508	13.259	1:16.704
91	13.447	1:16.294
42	1 Lap	1:28.251
155	1 Lap	1:28.693
300	15.505	1:16.192
32	15.871	1:17.043
222	20.931	1:17.623
66	21.817	1:17.146
147	34.530	1:19.673
107	36.076	1:20.894
180	38.769	1:20.154
63	1 Lap	1:34.538
999	42.259	1:21.640
61	42.964	1:20.395
200	46.123	1:15.963
888	47.221	1:20.992
51	51.798	1:16.766
179	53.010	1:17.893
35	53.764	1:17.572
501	57.097	1:18.323
212	58.043	1:17.533
82	59.470	1:26.233
22	1:01.821	1:19.009
686	1:06.833	1:19.897
28	1:07.488	1:19.986
636	1:07.604	1:19.337
23	1:09.199	1:25.542
62	1:09.656	1:20.603

#### LAP 6 @ 10:03:53.097

NO	BEHIND	LAP TIME
19		1:13.063
53	2.230	1:13.533
110	3.638	1:13.293
100	6.456	1:14.666
41	1 Lap	1:23.760
91	15.672	1:15.288
508	16.326	1:16.130
300	18.064	1:15.622

#### LAP 7 @ 10:05:06.700

NO	BEHIND	LAP TIME
19		1:13.603
636	1 Lap	1:19.261
28	1 Lap	1:20.195
23	1 Lap	1:18.617
53	2.534	1:13.907
110	3.715	1:13.680
62	1 Lap	1:22.898
100	7.507	1:14.654
91	19.773	1:17.704
508	19.816	1:17.093
300	20.775	1:16.314
32	22.776	1:17.126
41	1 Lap	1:24.036
222	27.203	1:15.906
66	31.117	1:18.568
371	1 Lap	1:24.021
42	1 Lap	1:27.858
155	1 Lap	1:28.570
107	49.807	1:20.132
180	51.865	1:20.127
200	54.070	1:17.002
61	56.375	1:18.762
51	57.727	1:16.133
999	1:01.434	1:23.194
179	1:01.625	1:18.229
35	1:02.959	1:18.619
888	1:04.584	1:21.744
212	1:07.386	1:18.245
501	1:07.605	1:18.727

#### LAP 8 @ 10:06:20.947

NO	BEHIND	LAP TIME
19		1:14.247
147	1 Lap	1:48.760
22	1 Lap	1:21.193
53	5.721	1:17.434
110	6.008	1:16.540
636	1 Lap	1:21.125
23	1 Lap	1:20.775

#### LAP 9 @ 10:07:34.520

NO	BEHIND	LAP TIME
19		1:13.573
53	5.551	1:13.403
110	6.589	1:14.154
147	1 Lap	1:21.336
22	1 Lap	1:22.412
23	1 Lap	1:17.282
100	11.872	1:15.578
636	1 Lap	1:19.757
686	1 Lap	1:19.834
28	1 Lap	1:19.152
82	1 Lap	1:24.245
62	1 Lap	1:22.570
91	26.324	1:17.419
300	26.612	1:16.526
508	27.051	1:17.665
32	28.218	1:16.300
63	2 Laps	1:33.818
222	34.160	1:17.394
66	39.923	1:18.739
41	1 Lap	1:24.770
371	1 Lap	1:24.148
107	1:01.531	1:19.172
51	1:01.598	1:16.329
200	1:01.737	1:18.660
180	1:04.435	1:20.095
61	1:07.320	1:19.059
179	1:08.527	1:16.811
35	1:08.970	1:16.456
42	1 Lap	1:28.919

#### LAP 10 @ 10:08:48.391

NO	BEHIND	LAP TIME
19		1:13.871
501	1 Lap	1:18.071

Weather / Track : Cloudy / Dry

Donington Park National  
Circuit Length = 1.9790 miles  
Start: 09:56 Flag 10:08 End: 10:10

# BMCRC - MRO Championships 2021 - Rnd 5 @ Donington National

## BMCRC Rookie 600 & Rookie 1000

### RACE 3 - LAP CHART

212	1 Lap	1:18.754
999	1 Lap	1:22.964
53	4.873	1:13.193
888	1 Lap	1:21.089
110	7.027	1:14.309
100	16.060	1:18.059
23	1 Lap	1:18.914
147	1 Lap	1:21.498
22	1 Lap	1:20.487
686	1 Lap	1:18.609
636	1 Lap	1:19.682
91	29.587	1:17.134
300	29.975	1:17.234
508	30.231	1:17.051
32	32.612	1:18.265
62	1 Lap	1:25.382
82	1 Lap	1:26.413
222	41.033	1:20.744
66	44.553	1:18.501
63	2 Laps	1:35.798
41	1 Lap	1:24.417
28	1 Lap	2:00.843
51	1:03.340	1:15.613
200	1:03.850	1:15.984
371	1 Lap	1:22.649
107	1:07.522	1:19.862
180	1:10.265	1:19.701
61	1:13.005	1:19.556
179	1:13.030	1:18.374
35	1:13.098	1:17.999
42	1 Lap	1:28.956

Weather / Track : Cloudy / Dry

Results can be found at [www.tsl-timing.com](http://www.tsl-timing.com)

Page 2 of 2

Donington Park National  
Circuit Length = 1.9790 miles  
Start: 09:56 Flag 10:08 End: 10:10

Printed - 10:10 Sunday, 05 September 2021

# BMCRC - MRO Championships 2021 - Rnd 5 @ Donington National

## BMCRC Rookie 600 & Rookie 1000

### RACE 3 - SECTOR ANALYSIS



SECTOR 1 = FL to I1, SECTOR 2 = I1 to FL, DIFF = Difference To Personal Best Lap, P = Crossed Finish Line in Pit Lane, D = Time Disallowed

<b>P1 19 1000 Lee GRANT</b>		Yamaha R1M - Grant carpentry and construction ltd				
IDEAL LAP TIME : 1:12.996		BEST LAP TIME : 1:13.063		DIFFERENCE : 0.067		
LAP	SECTOR 1	SECTOR 2	LAP TIME	MPH	DIFF	TIME OF DAY
1 -		25.362	1:18.014	91.32	4.951	09:57:45.048
2 -	48.461	25.581	1:14.042	96.22	0.979	09:58:59.090
3 -	48.371	25.519	1:13.890	96.42	0.827	10:00:12.980
4 -	48.052	25.511	1:13.563 (3)	96.85	0.500	10:01:26.543
5 -	48.133	25.358	1:13.491 (2)	96.94	0.428	10:02:40.034
6 -	47.810	<b>25.253</b>	<b>1:13.063 (1)</b>	<b>97.51</b>		<b>10:03:53.097</b>
7 -	<b>47.743</b>	25.860	1:13.603	96.79	0.540	10:05:06.700
8 -	48.304	25.943	1:14.247	95.95	1.184	10:06:20.947
9 -	48.090	25.483	1:13.573	96.83	0.510	10:07:34.520
10 -	48.283	25.588	1:13.871	96.44	0.808	10:08:48.391

<b>P2 53 1000 Seamus McGLYNN</b>		Yamaha R1 -				
IDEAL LAP TIME : 1:12.529		BEST LAP TIME : 1:13.193		DIFFERENCE : 0.664		
LAP	SECTOR 1	SECTOR 2	LAP TIME	MPH	DIFF	TIME OF DAY
1 -		25.591	1:17.521	91.90	4.328	09:57:44.555
2 -	48.556	25.575	1:14.131	96.10	0.938	09:58:58.686
3 -	49.300	25.681	1:14.981	95.01	1.788	10:00:13.667
4 -	48.071	25.597	1:13.668	96.71	0.475	10:01:27.335
5 -	48.760	25.699	1:14.459	95.68	1.266	10:02:41.794
6 -	48.181	25.352	1:13.533 (3)	96.89	0.340	10:03:55.327
7 -	48.530	25.377	1:13.907	96.40	0.714	10:05:09.234
8 -	50.482	26.952	1:17.434	92.00	4.241	10:06:26.668
9 -	48.361	<b>25.042</b>	1:13.403 (2)	97.06	0.210	10:07:40.071
10 -	<b>47.487</b>	25.706	<b>1:13.193 (1)</b>	<b>97.34</b>		<b>10:08:53.264</b>

<b>P3 110 1000 Michael CLARKE</b>		Yamaha R1 - BIKEBASE.ltd				
IDEAL LAP TIME : 1:13.218		BEST LAP TIME : 1:13.293		DIFFERENCE : 0.075		
LAP	SECTOR 1	SECTOR 2	LAP TIME	MPH	DIFF	TIME OF DAY
1 -		<b>25.511</b>	1:17.760	91.62	4.467	09:57:44.794
2 -	48.973	25.611	1:14.584	95.52	1.291	09:58:59.378
3 -	48.802	25.774	1:14.576	95.53	1.283	10:00:13.954
4 -	48.073	25.549	1:13.622 (2)	96.77	0.329	10:01:27.576
5 -	49.738	26.128	1:15.866	93.91	2.573	10:02:43.442
6 -	<b>47.707</b>	25.586	<b>1:13.293 (1)</b>	<b>97.20</b>		<b>10:03:56.735</b>
7 -	47.781	25.899	1:13.680 (3)	96.69	0.387	10:05:10.415
8 -	49.572	26.968	1:16.540	93.08	3.247	10:06:26.955
9 -	48.486	25.668	1:14.154	96.07	0.861	10:07:41.109
10 -	48.017	26.292	1:14.309	95.87	1.016	10:08:55.418

<b>P4 100 1000 Antony HUNTER</b>		Kawasaki ZX10 - Uncletoms motoring centre				
IDEAL LAP TIME : 1:13.764		BEST LAP TIME : 1:14.134		DIFFERENCE : 0.370		
LAP	SECTOR 1	SECTOR 2	LAP TIME	MPH	DIFF	TIME OF DAY
1 -		25.865	1:18.795	90.41	4.661	09:57:45.829
2 -	48.630	25.804	1:14.434 (2)	95.71	0.300	09:59:00.263
3 -	48.503	26.187	1:14.690	95.38	0.556	10:00:14.953
4 -	<b>47.990</b>	26.144	<b>1:14.134 (1)</b>	<b>96.10</b>		<b>10:01:29.087</b>
5 -	50.026	<b>25.774</b>	1:15.800	93.99	1.666	10:02:44.887
6 -	48.235	26.431	1:14.666	95.42	0.532	10:03:59.553
7 -	48.527	26.127	1:14.654 (3)	95.43	0.520	10:05:14.207
8 -	49.520	27.087	1:16.607	93.00	2.473	10:06:30.814
9 -	49.256	26.322	1:15.578	94.26	1.444	10:07:46.392
10 -	50.148	27.911	1:18.059	91.27	3.925	10:09:04.451

Weather / Track : Cloudy / Dry

Donington Park National  
Circuit Length = 1.9790 miles  
Start: 09:56 Flag 10:08 End: 10:10



# BMCRC - MRO Championships 2021 - Rnd 5 @ Donington National

## BMCRC Rookie 600 & Rookie 1000

### RACE 3 - SECTOR ANALYSIS



SECTOR 1 = FL to I1, SECTOR 2 = I1 to FL, DIFF = Difference To Personal Best Lap, P = Crossed Finish Line in Pit Lane, D = Time Disallowed

<b>P5 91 1000 Thomas HARRISON</b>		Suzuki GSXR 1000 - RAW K9 NUTRITION				
IDEAL LAP TIME : 1:15.132		BEST LAP TIME : 1:15.288		DIFFERENCE : 0.156		
LAP	SECTOR 1	SECTOR 2	LAP TIME	MPH	DIFF	TIME OF DAY
1 -		26.027	1:21.126	87.82	5.838	09:57:48.160
2 -	50.965	26.239	1:17.204	92.28	1.916	09:59:05.364
3 -	50.249	<b>25.871</b>	1:16.120 (3)	93.59	0.832	10:00:21.484
4 -	49.801	25.902	1:15.703 (2)	94.11	0.415	10:01:37.187
5 -	49.569	26.725	1:16.294	93.38	1.006	10:02:53.481
6 -	<b>49.261</b>	26.027	<b>1:15.288 (1)</b>	<b>94.63</b>		<b>10:04:08.769</b>
7 -	50.138	27.566	1:17.704	91.68	2.416	10:05:26.473
8 -	50.567	26.385	1:16.952	92.58	1.664	10:06:43.425
9 -	50.683	26.736	1:17.419	92.02	2.131	10:08:00.844
10 -	50.463	26.671	1:17.134	92.36	1.846	10:09:17.978

<b>P6 300 1000 Aaren CARPENTER</b>		Kawasaki ZX10R - Above Build Limited				
IDEAL LAP TIME : 1:15.566		BEST LAP TIME : 1:15.622		DIFFERENCE : 0.056		
LAP	SECTOR 1	SECTOR 2	LAP TIME	MPH	DIFF	TIME OF DAY
1 -		26.547	1:22.624	86.22	7.002	09:57:49.658
2 -	50.190	26.770	1:16.960	92.57	1.338	09:59:06.618
3 -	49.764	26.554	1:16.318	93.35	0.696	10:00:22.936
4 -	49.951	26.460	1:16.411	93.24	0.789	10:01:39.347
5 -	49.831	26.361	1:16.192 (2)	93.50	0.570	10:02:55.539
6 -	49.785	<b>25.837</b>	<b>1:15.622 (1)</b>	<b>94.21</b>		<b>10:04:11.161</b>
7 -	49.792	26.522	1:16.314 (3)	93.35	0.692	10:05:27.475
8 -	50.995	26.136	1:17.131	92.37	1.509	10:06:44.606
9 -	<b>49.729</b>	26.797	1:16.526	93.10	0.904	10:08:01.132
10 -	50.900	26.334	1:17.234	92.24	1.612	10:09:18.366

<b>P7 508 1000 Daniel McFADDEN</b>		Kawasaki ZX10RR - Danny McFadden Racing				
IDEAL LAP TIME : 1:15.500		BEST LAP TIME : 1:16.130		DIFFERENCE : 0.630		
LAP	SECTOR 1	SECTOR 2	LAP TIME	MPH	DIFF	TIME OF DAY
1 -		26.307	1:20.823	88.15	4.693	09:57:47.857
2 -	50.369	25.891	1:16.260	93.42	0.130	09:59:04.117
3 -	49.965	26.280	1:16.245 (3)	93.44	0.115	10:00:20.362
4 -	50.454	25.773	1:16.227 (2)	93.46	0.097	10:01:36.589
5 -	<b>49.802</b>	26.902	1:16.704	92.88	0.574	10:02:53.293
6 -	50.170	25.960	<b>1:16.130 (1)</b>	<b>93.58</b>		<b>10:04:09.423</b>
7 -	50.230	26.863	1:17.093	92.41	0.963	10:05:26.516
8 -	51.692	<b>25.698</b>	1:17.390	92.06	1.260	10:06:43.906
9 -	50.664	27.001	1:17.665	91.73	1.535	10:08:01.571
10 -	50.584	26.467	1:17.051	92.46	0.921	10:09:18.622

<b>P8 32 1000 Louis FINLAYSON-GREEN</b>		Honda CBR1000RR - Revs of Horsham				
IDEAL LAP TIME : 1:16.104		BEST LAP TIME : 1:16.300		DIFFERENCE : 0.196		
LAP	SECTOR 1	SECTOR 2	LAP TIME	MPH	DIFF	TIME OF DAY
1 -		26.344	1:21.813	87.08	5.513	09:57:48.847
2 -	50.488	26.514	1:17.002	92.52	0.702	09:59:05.849
3 -	50.095	26.226	1:16.321 (2)	93.35	0.021	10:00:22.170
4 -	50.343	26.349	1:16.692	92.89	0.392	10:01:38.862
5 -	50.322	26.721	1:17.043	92.47	0.743	10:02:55.905
6 -	50.353	<b>26.092</b>	1:16.445 (3)	93.19	0.145	10:04:12.350
7 -	50.336	26.790	1:17.126	92.37	0.826	10:05:29.476
8 -	50.309	26.653	1:16.962	92.57	0.662	10:06:46.438
9 -	<b>50.012</b>	26.288	<b>1:16.300 (1)</b>	<b>93.37</b>		<b>10:08:02.738</b>
10 -	50.322	27.943	1:18.265	91.03	1.965	10:09:21.003

Weather / Track : Cloudy / Dry

Donington Park National  
Circuit Length = 1.9790 miles  
Start: 09:56 Flag 10:08 End: 10:10

# BMCRC - MRO Championships 2021 - Rnd 5 @ Donington National

## BMCRC Rookie 600 & Rookie 1000

### RACE 3 - SECTOR ANALYSIS



SECTOR 1 = FL to I1, SECTOR 2 = I1 to FL, DIFF = Difference To Personal Best Lap, P = Crossed Finish Line in Pit Lane, D = Time Disallowed

<b>P9 222 1000 Phil ROOKE</b>			KAWASAKI ZX10R - CLEARWAY TRAFFIC SOLUTIONS			
IDEAL LAP TIME : 1:15.773		BEST LAP TIME : 1:15.906		DIFFERENCE : 0.133		
LAP	SECTOR 1	SECTOR 2	LAP TIME	MPH	DIFF	TIME OF DAY
1 -		26.965	1:26.412	82.44	10.506	09:57:53.446
2 -	50.178	<b>25.962</b>	1:16.140 (2)	93.57	0.234	09:59:09.586
3 -	50.653	26.258	1:16.911	92.63	1.005	10:00:26.497
4 -	50.777	26.068	1:16.845 (3)	92.71	0.939	10:01:43.342
5 -	51.349	26.274	1:17.623	91.78	1.717	10:03:00.965
6 -	50.027	27.005	1:17.032	92.48	1.126	10:04:17.997
7 -	<b>49.811</b>	26.095	<b>1:15.906 (1)</b>	<b>93.86</b>		<b>10:05:33.903</b>
8 -	50.975	26.408	1:17.383	92.06	1.477	10:06:51.286
9 -	50.817	26.577	1:17.394	92.05	1.488	10:08:08.680
10 -	53.751	26.993	1:20.744	88.23	4.838	10:09:29.424

<b>P10 66 1000 Jonny HILL</b>			Honda CBR1000 RR - Michael J Lonsdale Group			
IDEAL LAP TIME : 1:16.440		BEST LAP TIME : 1:17.146		DIFFERENCE : 0.706		
LAP	SECTOR 1	SECTOR 2	LAP TIME	MPH	DIFF	TIME OF DAY
1 -		27.143	1:24.099	84.71	6.953	09:57:51.133
2 -	51.381	26.941	1:18.322	90.96	1.176	09:59:09.455
3 -	51.157	<b>26.366</b>	1:17.523 (3)	91.90	0.377	10:00:26.978
4 -	50.787	26.940	1:17.727	91.66	0.581	10:01:44.705
5 -	50.366	26.780	<b>1:17.146 (1)</b>	<b>92.35</b>		<b>10:03:01.851</b>
6 -	<b>50.074</b>	27.324	1:17.398 (2)	92.05	0.252	10:04:19.249
7 -	51.457	27.111	1:18.568	90.68	1.422	10:05:37.817
8 -	50.949	26.938	1:17.887	91.47	0.741	10:06:55.704
9 -	51.734	27.005	1:18.739	90.48	1.593	10:08:14.443
10 -	51.578	26.923	1:18.501	90.75	1.355	10:09:32.944

<b>P11 51 600 Ross CLARKE</b>			Kawasaki ZX600RR - Ross clarke Farriery			
IDEAL LAP TIME : 1:15.141		BEST LAP TIME : 1:15.362		DIFFERENCE : 0.221		
LAP	SECTOR 1	SECTOR 2	LAP TIME	MPH	DIFF	TIME OF DAY
1 -		27.017	1:57.731	60.51	42.369	09:58:24.765
2 -	50.526	26.323	1:16.849	92.70	1.487	09:59:41.614
3 -	49.693	26.493	1:16.186	93.51	0.824	10:00:57.800
4 -	50.100	27.166	1:17.266	92.20	1.904	10:02:15.066
5 -	50.526	26.240	1:16.766	92.80	1.404	10:03:31.832
6 -	49.730	26.732	1:16.462	93.17	1.100	10:04:48.294
7 -	49.713	26.420	1:16.133 (3)	93.58	0.771	10:06:04.427
8 -	<b>48.978</b>	26.384	<b>1:15.362 (1)</b>	<b>94.53</b>		<b>10:07:19.789</b>
9 -	49.735	26.594	1:16.329	93.34	0.967	10:08:36.118
10 -	49.450	<b>26.163</b>	1:15.613 (2)	94.22	0.251	10:09:51.731

<b>P12 200 600 Dan BURNHAM</b>			Triumph DAYTONA 675 - BDR RACING / KY JAX			
IDEAL LAP TIME : 1:15.225		BEST LAP TIME : 1:15.545		DIFFERENCE : 0.320		
LAP	SECTOR 1	SECTOR 2	LAP TIME	MPH	DIFF	TIME OF DAY
1 -		26.174	1:55.823	61.51	40.278	09:58:22.857
2 -	<b>49.065</b>	26.480	<b>1:15.545 (1)</b>	<b>94.30</b>		<b>09:59:38.402</b>
3 -	49.309	26.361	1:15.670 (2)	94.15	0.125	10:00:54.072
4 -	49.705	26.417	1:16.122	93.59	0.577	10:02:10.194
5 -	49.698	26.265	1:15.963 (3)	93.79	0.418	10:03:26.157
6 -	50.673	26.938	1:17.611	91.79	2.066	10:04:43.768
7 -	50.016	26.986	1:17.002	92.52	1.457	10:06:00.770
8 -	49.988	26.839	1:16.827	92.73	1.282	10:07:17.597
9 -	51.835	26.825	1:18.660	90.57	3.115	10:08:36.257
10 -	49.824	<b>26.160</b>	1:15.984	93.76	0.439	10:09:52.241

Weather / Track : Cloudy / Dry

Donington Park National  
 Circuit Length = 1.9790 miles  
 Start: 09:56 Flag 10:08 End: 10:10

# BMCRC - MRO Championships 2021 - Rnd 5 @ Donington National

## BMCRC Rookie 600 & Rookie 1000

### RACE 3 - SECTOR ANALYSIS



SECTOR 1 = FL to I1, SECTOR 2 = I1 to FL, DIFF = Difference To Personal Best Lap, P = Crossed Finish Line in Pit Lane, D = Time Disallowed

P13 107 1000 Dave WILLIAMSON			Kawasaki ZX10R - DWM Racing			
IDEAL LAP TIME : 1:18.846		BEST LAP TIME : 1:19.172		DIFFERENCE : 0.326		
LAP	SECTOR 1	SECTOR 2	LAP TIME	MPH	DIFF	TIME OF DAY
1 -		27.608	1:26.173	82.67	7.001	09:57:53.207
2 -	52.798	27.646	1:20.444	88.56	1.272	09:59:13.651
3 -	53.639	27.509	1:21.148	87.79	1.976	10:00:34.799
4 -	52.656	27.761	1:20.417	88.59	1.245	10:01:55.216
5 -	52.552	28.342	1:20.894	88.07	1.722	10:03:16.110
6 -	52.591	27.674	1:20.265	88.76	1.093	10:04:36.375
7 -	<b>51.848</b>	28.284	1:20.132 (3)	88.91	0.960	10:05:56.507
8 -	52.837	27.535	1:20.372	88.64	1.200	10:07:16.879
9 -	52.174	<b>26.998</b>	<b>1:19.172 (1)</b>	<b>89.98</b>		<b>10:08:36.051</b>
10 -	51.949	27.913	1:19.862 (2)	89.21	0.690	10:09:55.913

P14 180 1000 Mark OVEL			Yamaha R1 - I NEED A SPONSOR			
IDEAL LAP TIME : 1:19.224		BEST LAP TIME : 1:19.635		DIFFERENCE : 0.411		
LAP	SECTOR 1	SECTOR 2	LAP TIME	MPH	DIFF	TIME OF DAY
1 -		27.994	1:26.860	82.02	7.225	09:57:53.894
2 -	53.511	28.808	1:22.319	86.54	2.684	09:59:16.213
3 -	53.670	27.691	1:21.361	87.56	1.726	10:00:37.574
4 -	53.099	27.976	1:21.075	87.87	1.440	10:01:58.649
5 -	52.449	27.705	1:20.154	88.88	0.519	10:03:18.803
6 -	52.056	27.579	<b>1:19.635 (1)</b>	<b>89.46</b>		<b>10:04:38.438</b>
7 -	52.518	27.609	1:20.127	88.91	0.492	10:05:58.565
8 -	52.734	27.561	1:20.295	88.73	0.660	10:07:18.860
9 -	52.844	<b>27.251</b>	1:20.095 (3)	88.95	0.460	10:08:38.955
10 -	<b>51.973</b>	27.728	1:19.701 (2)	89.39	0.066	10:09:58.656

P15 61 1000 Andrew LEWIS			Yamaha R1 -			
IDEAL LAP TIME : 1:18.157		BEST LAP TIME : 1:18.762		DIFFERENCE : 0.605		
LAP	SECTOR 1	SECTOR 2	LAP TIME	MPH	DIFF	TIME OF DAY
1 -		28.820	1:31.066	78.23	12.304	09:57:58.100
2 -	55.410	27.720	1:23.130	85.70	4.368	09:59:21.230
3 -	52.934	28.045	1:20.979	87.98	2.217	10:00:42.209
4 -	52.474	27.920	1:20.394	88.62	1.632	10:02:02.603
5 -	52.787	27.608	1:20.395	88.62	1.633	10:03:22.998
6 -	53.528	27.787	1:21.315	87.61	2.553	10:04:44.313
7 -	51.478	<b>27.284</b>	<b>1:18.762 (1)</b>	<b>90.45</b>		<b>10:06:03.075</b>
8 -	<b>50.873</b>	28.833	1:19.706	89.38	0.944	10:07:22.781
9 -	51.742	27.317	1:19.059 (2)	90.11	0.297	10:08:41.840
10 -	51.044	28.512	1:19.556 (3)	89.55	0.794	10:10:01.396

P16 179 600 Thomas GARNER			Yamaha R6 -			
IDEAL LAP TIME : 1:16.447		BEST LAP TIME : 1:16.634		DIFFERENCE : 0.187		
LAP	SECTOR 1	SECTOR 2	LAP TIME	MPH	DIFF	TIME OF DAY
1 -		<b>26.591</b>	1:57.559	60.60	40.925	09:58:24.593
2 -	50.088	26.729	1:16.817 (3)	92.74	0.183	09:59:41.410
3 -	50.288	26.819	1:17.107	92.39	0.473	10:00:58.517
4 -	<b>49.856</b>	26.778	<b>1:16.634 (1)</b>	<b>92.96</b>		<b>10:02:15.151</b>
5 -	50.812	27.081	1:17.893	91.46	1.259	10:03:33.044
6 -	50.104	26.948	1:17.052	92.46	0.418	10:04:50.096
7 -	50.881	27.348	1:18.229	91.07	1.595	10:06:08.325
8 -	50.576	27.335	1:17.911	91.44	1.277	10:07:26.236
9 -	49.892	26.919	1:16.811 (2)	92.75	0.177	10:08:43.047
10 -	50.224	28.150	1:18.374	90.90	1.740	10:10:01.421

Weather / Track : Cloudy / Dry

Donington Park National  
Circuit Length = 1.9790 miles  
Start: 09:56 Flag 10:08 End: 10:10

# BMCRC - MRO Championships 2021 - Rnd 5 @ Donington National

## BMCRC Rookie 600 & Rookie 1000

### RACE 3 - SECTOR ANALYSIS



SECTOR 1 = FL to I1, SECTOR 2 = I1 to FL, DIFF = Difference To Personal Best Lap, P = Crossed Finish Line in Pit Lane, D = Time Disallowed

P17 35 600		Reuben WARD		Kawasaki 636 - Mt auto recovery			
IDEAL LAP TIME : 1:15.721		BEST LAP TIME : 1:15.721		DIFFERENCE : 0.000			
LAP	SECTOR 1	SECTOR 2	LAP TIME	MPH	DIFF	TIME OF DAY	
1 -		26.709	1:58.086	60.33	42.365	09:58:25.120	
2 -	50.471	26.675	1:17.146 (3)	92.35	1.425	09:59:42.266	
3 -	50.684	27.555	1:18.239	91.06	2.518	10:01:00.505	
4 -	<b>49.278</b>	<b>26.443</b>	<b>1:15.721 (1)</b>	<b>94.09</b>		<b>10:02:16.226</b>	
5 -	50.548	27.024	1:17.572	91.84	1.851	10:03:33.798	
6 -	50.143	27.099	1:17.242	92.23	1.521	10:04:51.040	
7 -	50.924	27.695	1:18.619	90.62	2.898	10:06:09.659	
8 -	50.441	26.934	1:17.375	92.07	1.654	10:07:27.034	
9 -	49.577	26.879	1:16.456 (2)	93.18	0.735	10:08:43.490	
10 -	49.971	28.028	1:17.999	91.34	2.278	10:10:01.489	

P18 501 600		Ashley COID		Kawasaki ZX636R -			
IDEAL LAP TIME : 1:16.523		BEST LAP TIME : 1:16.523		DIFFERENCE : 0.000			
LAP	SECTOR 1	SECTOR 2	LAP TIME	MPH	DIFF	TIME OF DAY	
1 -		27.308	1:58.695	60.02	42.172	09:58:25.729	
2 -	50.825	26.900	1:17.725 (3)	91.66	1.202	09:59:43.454	
3 -	51.194	26.766	1:17.960	91.38	1.437	10:01:01.414	
4 -	50.562	26.832	1:17.394 (2)	92.05	0.871	10:02:18.808	
5 -	51.257	27.066	1:18.323	90.96	1.800	10:03:37.131	
6 -	51.065	27.382	1:18.447	90.82	1.924	10:04:55.578	
7 -	51.774	26.953	1:18.727	90.49	2.204	10:06:14.305	
8 -	<b>50.135</b>	<b>26.388</b>	<b>1:16.523 (1)</b>	<b>93.10</b>		<b>10:07:30.828</b>	
9 -	51.471	26.600	1:18.071	91.25	1.548	10:08:48.899	

P19 212 600		Matt PALLETT		Kawasaki ZX6R - In:timber			
IDEAL LAP TIME : 1:16.427		BEST LAP TIME : 1:16.427		DIFFERENCE : 0.000			
LAP	SECTOR 1	SECTOR 2	LAP TIME	MPH	DIFF	TIME OF DAY	
1 -		27.377	1:59.605	59.56	43.178	09:58:26.639	
2 -	51.392	27.129	1:18.521	90.73	2.094	09:59:45.160	
3 -	50.756	26.945	1:17.701	91.69	1.274	10:01:02.861	
4 -	50.400	27.283	1:17.683 (3)	91.71	1.256	10:02:20.544	
5 -	50.466	27.067	1:17.533 (2)	91.89	1.106	10:03:38.077	
6 -	50.357	27.407	1:17.764	91.61	1.337	10:04:55.841	
7 -	51.282	26.963	1:18.245	91.05	1.818	10:06:14.086	
8 -	<b>49.842</b>	<b>26.585</b>	<b>1:16.427 (1)</b>	<b>93.22</b>		<b>10:07:30.513</b>	
9 -	51.576	27.178	1:18.754	90.46	2.327	10:08:49.267	

P20 999 1000		Jack DWYER		Honda CBR1000RR -			
IDEAL LAP TIME : 1:21.029		BEST LAP TIME : 1:21.640		DIFFERENCE : 0.611			
LAP	SECTOR 1	SECTOR 2	LAP TIME	MPH	DIFF	TIME OF DAY	
1 -		28.182	1:27.447	81.47	5.807	09:57:54.481	
2 -	<b>52.873</b>	28.820	1:21.693 (2)	87.21	0.053	09:59:16.174	
3 -	53.548	28.487	1:22.035	86.84	0.395	10:00:38.209	
4 -	53.707	28.737	1:22.444	86.41	0.804	10:02:00.653	
5 -	53.484	<b>28.156</b>	<b>1:21.640 (1)</b>	<b>87.26</b>		<b>10:03:22.293</b>	
6 -	53.804	28.843	1:22.647	86.20	1.007	10:04:44.940	
7 -	53.956	29.238	1:23.194	85.63	1.554	10:06:08.134	
8 -	53.472	28.434	1:21.906 (3)	86.98	0.266	10:07:30.040	
9 -	53.925	29.039	1:22.964	85.87	1.324	10:08:53.004	

Weather / Track : Cloudy / Dry

Donington Park National  
Circuit Length = 1.9790 miles  
Start: 09:56 Flag 10:08 End: 10:10

# BMCRC - MRO Championships 2021 - Rnd 5 @ Donington National

## BMCRC Rookie 600 & Rookie 1000

### RACE 3 - SECTOR ANALYSIS



SECTOR 1 = FL to I1, SECTOR 2 = I1 to FL, DIFF = Difference To Personal Best Lap, P = Crossed Finish Line in Pit Lane, D = Time Disallowed

P21 888 1000 Paul FAGG			Honda CBR 1000RR -			
IDEAL LAP TIME : 1:19.971		BEST LAP TIME : 1:20.941		DIFFERENCE : 0.970		
LAP	SECTOR 1	SECTOR 2	LAP TIME	MPH	DIFF	TIME OF DAY
1 -		29.066	1:31.683	77.70	10.742	09:57:58.717
2 -	55.305	28.777	1:24.082	84.73	3.141	09:59:22.799
3 -	54.511	28.012	1:22.523	86.33	1.582	10:00:45.322
<b>4 -</b>	<b>52.441</b>	<b>28.500</b>	<b>1:20.941 (1)</b>	<b>88.02</b>		<b>10:02:06.263</b>
5 -	52.868	28.124	1:20.992 (2)	87.96	0.051	10:03:27.255
6 -	53.725	28.560	1:22.285	86.58	1.344	10:04:49.540
7 -	53.087	28.657	1:21.744	87.15	0.803	10:06:11.284
8 -	53.520	<b>27.606</b>	1:21.126	87.82	0.185	10:07:32.410
9 -	<b>52.365</b>	28.724	1:21.089 (3)	87.86	0.148	10:08:53.499

P22 23 600 Connor IRWIN			Kawasaki ZX6R - RAW K9 nutrition / roof works			
IDEAL LAP TIME : 1:16.821		BEST LAP TIME : 1:17.195		DIFFERENCE : 0.374		
LAP	SECTOR 1	SECTOR 2	LAP TIME	MPH	DIFF	TIME OF DAY
1 -		28.267	2:02.845	57.99	45.650	09:58:29.879
2 -	51.656	27.540	1:19.196	89.96	2.001	09:59:49.075
<b>3 -</b>	<b>50.311</b>	<b>26.884</b>	<b>1:17.195 (1)</b>	<b>92.29</b>		<b>10:01:06.270</b>
4 -	50.734	26.687	1:17.421 (3)	92.02	0.226	10:02:23.691
5 -	57.050	28.492	1:25.542	83.28	8.347	10:03:49.233
6 -	51.857	26.760	1:18.617	90.62	1.422	10:05:07.850
7 -	52.397	28.378	1:20.775	88.20	3.580	10:06:28.625
8 -	50.772	<b>26.510</b>	1:17.282 (2)	92.19	0.087	10:07:45.907
9 -	51.543	27.371	1:18.914	90.28	1.719	10:09:04.821

P23 147 1000 Mark SKEVINGTON			Suzuki GSXR 1000 - Teknimek Engineering Ltd			
IDEAL LAP TIME : 1:18.963		BEST LAP TIME : 1:19.271		DIFFERENCE : 0.308		
LAP	SECTOR 1	SECTOR 2	LAP TIME	MPH	DIFF	TIME OF DAY
1 -		32.580	1:29.177	79.89	9.906	09:57:56.211
<b>2 -</b>	51.673	27.598	<b>1:19.271 (1)</b>	<b>89.87</b>		<b>09:59:15.482</b>
3 -	52.120	<b>27.308</b>	1:19.428 (3)	89.69	0.157	10:00:34.910
4 -	52.130	27.851	1:19.981	89.07	0.710	10:01:54.891
5 -	<b>51.655</b>	28.018	1:19.673	89.42	0.402	10:03:14.564
6 -	51.980	27.384	1:19.364 (2)	89.77	0.093	10:04:33.928
7 -	52.262	56.498	1:48.760	65.50	29.489	10:06:22.688
8 -	53.653	27.683	1:21.336	87.59	2.065	10:07:44.024
9 -	53.327	28.171	1:21.498	87.42	2.227	10:09:05.522

P24 22 600 Matt GATHERCOLE			Kawasaki ZX6R - Ride In Bike Tyres			
IDEAL LAP TIME : 1:18.148		BEST LAP TIME : 1:18.148		DIFFERENCE : 0.000		
LAP	SECTOR 1	SECTOR 2	LAP TIME	MPH	DIFF	TIME OF DAY
1 -		27.431	1:59.403	59.66	41.255	09:58:26.437
2 -	51.378	27.769	1:19.147	90.01	0.999	09:59:45.584
<b>3 -</b>	<b>51.058</b>	<b>27.090</b>	<b>1:18.148 (1)</b>	<b>91.16</b>		<b>10:01:03.732</b>
4 -	51.618	27.496	1:19.114 (3)	90.05	0.966	10:02:22.846
5 -	51.560	27.449	1:19.009 (2)	90.17	0.861	10:03:41.855
6 -	52.232	27.597	1:19.829	89.24	1.681	10:05:01.684
7 -	53.390	27.803	1:21.193	87.74	3.045	10:06:22.877
8 -	54.505	27.907	1:22.412	86.45	4.264	10:07:45.289
9 -	52.904	27.583	1:20.487	88.51	2.339	10:09:05.776

Weather / Track : Cloudy / Dry

Donington Park National  
Circuit Length = 1.9790 miles  
Start: 09:56 Flag 10:08 End: 10:10

# BMCRC - MRO Championships 2021 - Rnd 5 @ Donington National

## BMCRC Rookie 600 & Rookie 1000

### RACE 3 - SECTOR ANALYSIS



SECTOR 1 = FL to I1, SECTOR 2 = I1 to FL, DIFF = Difference To Personal Best Lap, P = Crossed Finish Line in Pit Lane, D = Time Disallowed

P25 686 600 Liam SPILLER			Yamaha R6 - LD Renovate Ltd			
IDEAL LAP TIME : 1:18.609		BEST LAP TIME : 1:18.609		DIFFERENCE : 0.000		
LAP	SECTOR 1	SECTOR 2	LAP TIME	MPH	DIFF	TIME OF DAY
1 -		27.621	2:00.393	59.17	41.784	09:58:27.427
2 -	52.044	27.686	1:19.730 (3)	89.35	1.121	09:59:47.157
3 -	51.994	27.911	1:19.905	89.16	1.296	10:01:07.062
4 -	52.373	27.535	1:19.908	89.16	1.299	10:02:26.970
5 -	52.412	27.485	1:19.897	89.17	1.288	10:03:46.867
6 -	52.174	27.537	1:19.711 (2)	89.38	1.102	10:05:06.578
7 -	53.192	29.065	1:22.257	86.61	3.648	10:06:28.835
8 -	52.010	27.824	1:19.834	89.24	1.225	10:07:48.669
9 -	<b>51.524</b>	<b>27.085</b>	<b>1:18.609 (1)</b>	<b>90.63</b>		<b>10:09:07.278</b>

P26 636 600 Matthew MILLS			Kawasaki ZX6R -			
IDEAL LAP TIME : 1:19.109		BEST LAP TIME : 1:19.170		DIFFERENCE : 0.061		
LAP	SECTOR 1	SECTOR 2	LAP TIME	MPH	DIFF	TIME OF DAY
1 -		28.757	2:03.279	57.79	44.109	09:58:30.313
2 -	52.147	27.475	1:19.622	89.48	0.452	09:59:49.935
3 -	51.839	<b>27.331</b>	<b>1:19.170 (1)</b>	<b>89.99</b>		<b>10:01:09.105</b>
4 -	<b>51.778</b>	27.418	1:19.196 (2)	89.96	0.026	10:02:28.301
5 -	51.808	27.529	1:19.337	89.80	0.167	10:03:47.638
6 -	51.880	27.381	1:19.261 (3)	89.88	0.091	10:05:06.899
7 -	52.346	28.779	1:21.125	87.82	1.955	10:06:28.024
8 -	52.181	27.576	1:19.757	89.32	0.587	10:07:47.781
9 -	52.082	27.600	1:19.682	89.41	0.512	10:09:07.463

P27 62 600 Oliver NUNN			Yamaha R6 - Intertechnic UK & STVL			
IDEAL LAP TIME : 1:19.595		BEST LAP TIME : 1:19.857		DIFFERENCE : 0.262		
LAP	SECTOR 1	SECTOR 2	LAP TIME	MPH	DIFF	TIME OF DAY
1 -		27.874	2:02.100	58.35	42.243	09:58:29.134
2 -	52.199	27.658	<b>1:19.857 (1)</b>	<b>89.21</b>		<b>09:59:48.991</b>
3 -	<b>52.106</b>	27.928	1:20.034 (2)	89.02	0.177	10:01:09.025
4 -	52.573	<b>27.489</b>	1:20.062 (3)	88.98	0.205	10:02:29.087
5 -	52.563	28.040	1:20.603	88.39	0.746	10:03:49.690
6 -	54.393	28.505	1:22.898	85.94	3.041	10:05:12.588
7 -	53.424	27.972	1:21.396	87.53	1.539	10:06:33.984
8 -	53.825	28.745	1:22.570	86.28	2.713	10:07:56.554
9 -	55.332	30.050	1:25.382	83.44	5.525	10:09:21.936

P28 82 1000 Paul MORRIS			Suzuki GSXR 1000 - Rpm Performance & Engineering			
IDEAL LAP TIME : 1:23.972		BEST LAP TIME : 1:24.051		DIFFERENCE : 0.079		
LAP	SECTOR 1	SECTOR 2	LAP TIME	MPH	DIFF	TIME OF DAY
1 -		29.125	1:30.997	78.29	6.946	09:57:58.031
2 -	<b>55.093</b>	28.958	<b>1:24.051 (1)</b>	<b>84.76</b>		<b>09:59:22.082</b>
3 -	56.325	29.525	1:25.850	82.98	1.799	10:00:47.932
4 -	56.159	29.180	1:25.339 (3)	83.48	1.288	10:02:13.271
5 -	56.883	29.350	1:26.233	82.62	2.182	10:03:39.504
6 -	56.419	29.415	1:25.834	83.00	1.783	10:05:05.338
7 -	57.955	28.894	1:26.849	82.03	2.798	10:06:32.187
8 -	55.366	<b>28.879</b>	1:24.245 (2)	84.57	0.194	10:07:56.432
9 -	56.952	29.461	1:26.413	82.44	2.362	10:09:22.845

Weather / Track : Cloudy / Dry

Donington Park National  
Circuit Length = 1.9790 miles  
Start: 09:56 Flag 10:08 End: 10:10

# BMCRC - MRO Championships 2021 - Rnd 5 @ Donington National

## BMCRC Rookie 600 & Rookie 1000

### RACE 3 - SECTOR ANALYSIS



SECTOR 1 = FL to I1, SECTOR 2 = I1 to FL, DIFF = Difference To Personal Best Lap, P = Crossed Finish Line in Pit Lane, D = Time Disallowed

<b>P29 41 600 Daniel NURRISH</b>			Yamaha R6 - Dcn Autobody			
IDEAL LAP TIME : 1:23.538			BEST LAP TIME : 1:23.650		DIFFERENCE : 0.112	
LAP	SECTOR 1	SECTOR 2	LAP TIME	MPH	DIFF	TIME OF DAY
1 -		29.152	2:05.088	56.95	41.438	09:58:32.122
2 -	54.912	28.738	<b>1:23.650 (1)</b>	<b>85.17</b>		<b>09:59:55.772</b>
3 -	55.027	29.031	1:24.058	84.75	0.408	10:01:19.830
4 -	55.066	<b>28.631</b>	1:23.697 <b>(2)</b>	85.12	0.047	10:02:43.527
5 -	<b>54.907</b>	28.853	1:23.760 <b>(3)</b>	85.06	0.110	10:04:07.287
6 -	55.111	28.925	1:24.036	84.78	0.386	10:05:31.323
7 -	55.531	28.827	1:24.358	84.45	0.708	10:06:55.681
8 -	55.845	28.925	1:24.770	84.04	1.120	10:08:20.451
9 -	55.274	29.143	1:24.417	84.39	0.767	10:09:44.868

<b>P30 28 600 Craig BICKNELL</b>			Yamaha R6 - On Point Security LTD			
IDEAL LAP TIME : 1:18.795			BEST LAP TIME : 1:19.152		DIFFERENCE : 0.357	
LAP	SECTOR 1	SECTOR 2	LAP TIME	MPH	DIFF	TIME OF DAY
1 -		27.595	2:01.347	58.71	42.195	09:58:28.381
2 -	51.946	27.668	1:19.614 <b>(2)</b>	89.48	0.462	09:59:47.995
3 -	52.230	27.519	1:19.749 <b>(3)</b>	89.33	0.597	10:01:07.744
4 -	51.830	27.962	1:19.792	89.29	0.640	10:02:27.536
5 -	52.170	27.816	1:19.986	89.07	0.834	10:03:47.522
6 -	52.699	27.496	1:20.195	88.84	1.043	10:05:07.717
7 -	54.364	27.672	1:22.036	86.84	2.884	10:06:29.753
8 -	51.931	<b>27.221</b>	<b>1:19.152 (1)</b>	<b>90.01</b>		<b>10:07:48.905</b>
9 -	<b>51.574</b>	1:09.269	2:00.843	58.95	41.691	10:09:49.748

<b>P31 371 600 Billy HUTCHINGS</b>			Yamaha R6 -			
IDEAL LAP TIME : 1:22.382			BEST LAP TIME : 1:22.649		DIFFERENCE : 0.267	
LAP	SECTOR 1	SECTOR 2	LAP TIME	MPH	DIFF	TIME OF DAY
1 -		29.709	2:07.195	56.01	44.546	09:58:34.229
2 -	56.589	29.183	1:25.772	83.06	3.123	10:00:00.001
3 -	56.005	29.592	1:25.597	83.23	2.948	10:01:25.598
4 -	57.342	30.136	1:27.478	81.44	4.829	10:02:53.076
5 -	55.586	29.363	1:24.949	83.86	2.300	10:04:18.025
6 -	54.714	29.307	1:24.021 <b>(2)</b>	84.79	1.372	10:05:42.046
7 -	55.828	28.943	1:24.771	84.04	2.122	10:07:06.817
8 -	55.729	<b>28.419</b>	1:24.148 <b>(3)</b>	84.66	1.499	10:08:30.965
9 -	<b>53.963</b>	28.686	<b>1:22.649 (1)</b>	<b>86.20</b>		<b>10:09:53.614</b>

<b>P32 42 600 Kai EVANS</b>			Suzuki GSXR 600 - CBS Ltd Construction and Engineering			
IDEAL LAP TIME : 1:25.677			BEST LAP TIME : 1:25.677		DIFFERENCE : 0.000	
LAP	SECTOR 1	SECTOR 2	LAP TIME	MPH	DIFF	TIME OF DAY
1 -		29.937	2:06.778	56.19	41.101	09:58:33.812
2 -	55.910	29.936	1:25.846 <b>(2)</b>	82.99	0.169	09:59:59.658
3 -	<b>55.908</b>	<b>29.769</b>	<b>1:25.677 (1)</b>	<b>83.15</b>		<b>10:01:25.335</b>
4 -	58.185	30.066	1:28.251	80.73	2.574	10:02:53.586
5 -	56.845	30.345	1:27.190	81.71	1.513	10:04:20.776
6 -	57.277	30.581	1:27.858	81.09	2.181	10:05:48.634
7 -	56.830	30.124	1:26.954 <b>(3)</b>	81.93	1.277	10:07:15.588
8 -	58.055	30.864	1:28.919	80.12	3.242	10:08:44.507
9 -	58.051	30.905	1:28.956	80.09	3.279	10:10:13.463

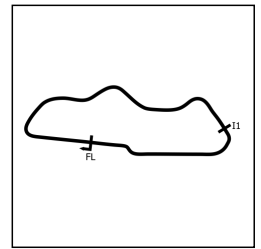
Weather / Track : Cloudy / Dry

Donington Park National  
Circuit Length = 1.9790 miles  
Start: 09:56 Flag 10:08 End: 10:10

# BMCRRC - MRO Championships 2021 - Rnd 5 @ Donington National

## BMCRRC Rookie 600 & Rookie 1000

### RACE 3 - SECTOR ANALYSIS



SECTOR 1 = FL to I1, SECTOR 2 = I1 to FL, DIFF = Difference To Personal Best Lap, P = Crossed Finish Line in Pit Lane, D = Time Disallowed

<b>P33 63 600 Robert BUSH</b>			Suzuki GSXR 600 - Legacy Racing			
IDEAL LAP TIME : 1:32.671		BEST LAP TIME : 1:33.244		DIFFERENCE : 0.573		
LAP	SECTOR 1	SECTOR 2	LAP TIME	MPH	DIFF	TIME OF DAY
1 -		<b>31.376</b>	2:13.395	53.40	40.151	09:58:40.429
2 -	1:01.491	31.753	<b>1:33.244 (1)</b>	<b>76.40</b>		<b>10:00:13.673</b>
3 -	<b>1:01.295</b>	32.353	1:33.648 (2)	76.07	0.404	10:01:47.321
4 -	1:02.118	32.420	1:34.538	75.36	1.294	10:03:21.859
5 -	1:02.167	32.167	1:34.334	75.52	1.090	10:04:56.193
6 -	1:02.828	32.755	1:35.583	74.53	2.339	10:06:31.776
7 -	1:01.977	31.841	1:33.818 (3)	75.94	0.574	10:08:05.594
8 -	1:03.446	32.352	1:35.798	74.37	2.554	10:09:41.392

<b>P34 155 600 Eliot SMITH</b>			Honda CBR600RR - Pro-Moto Europe Ltd			
IDEAL LAP TIME : 1:25.059		BEST LAP TIME : 1:25.059		DIFFERENCE : 0.000		
LAP	SECTOR 1	SECTOR 2	LAP TIME	MPH	DIFF	TIME OF DAY
1 -		29.860	2:07.825	55.73	42.766	09:58:34.859
2 -	56.447	29.609	1:26.056 (2)	82.79	0.997	10:00:00.915
3 -	<b>55.717</b>	<b>29.342</b>	<b>1:25.059 (1)</b>	<b>83.76</b>		<b>10:01:25.974</b>
4 -	57.828	30.865	1:28.693	80.32	3.634	10:02:54.667
5 -	56.400	30.681	1:27.081 (3)	81.81	2.022	10:04:21.748
6 -	57.474	31.096	1:28.570	80.44	3.511	10:05:50.318
7 -	59.615	IN PIT	1:39.799 P	71.38	14.740	10:07:30.117

<b>P35 45 1000 Glenn SMITH</b>			Kawasaki ZX10R -			
IDEAL LAP TIME : 1:20.982		BEST LAP TIME : 1:21.580		DIFFERENCE : 0.598		
LAP	SECTOR 1	SECTOR 2	LAP TIME	MPH	DIFF	TIME OF DAY
1 -		<b>28.285</b>	1:27.846	81.10	6.266	09:57:54.880
2 -	52.880	28.700	<b>1:21.580 (1)</b>	<b>87.33</b>		<b>09:59:16.460</b>



# BMCRC - MRO Championships 2021 - Rnd 5 @ Donington National

## BMCRC Rookie 600 & Rookie 1000

### RACE 3 - BEST SECTORS

SECTOR 1			SECTOR 2			IDEAL / BEST COMPARISON						
POS	NO	NAME	TIME	NO	NAME	TIME	POS	NO	NAME	IDEAL	BEST	DIFF
									<b>PERFECT LAP</b>	<b>1:12.529</b>		
1	53	McGLYNN	47.487	53	McGLYNN	25.042	1	53	McGLYNN	1:12.529	1:13.193	0.664
2	110	CLARKE	47.707	19	GRANT	25.253	2	19	GRANT	1:12.996	1:13.063	0.067
3	19	GRANT	47.743	110	CLARKE	25.511	3	110	CLARKE	1:13.218	1:13.293	0.075
4	100	HUNTER	47.990	508	McFADDEN	25.698	4	100	HUNTER	1:13.764	1:14.134	0.370
5	51	CLARKE	48.978	100	HUNTER	25.774	5	91	HARRISON	1:15.132	1:15.288	0.156
6	200	BURNHAM	49.065	300	CARPENTER	25.837	6	51	CLARKE	1:15.141	1:15.362	0.221
7	91	HARRISON	49.261	91	HARRISON	25.871	7	200	BURNHAM	1:15.225	1:15.545	0.320
8	35	WARD	49.278	222	ROOKE	25.962	8	508	McFADDEN	1:15.500	1:16.130	0.630
9	300	CARPENTER	49.729	32	FINLAYSON-GREEN	26.092	9	300	CARPENTER	1:15.566	1:15.622	0.056
10	508	McFADDEN	49.802	200	BURNHAM	26.160	10	35	WARD	1:15.721	1:15.721	0.000
11	222	ROOKE	49.811	51	CLARKE	26.163	11	222	ROOKE	1:15.773	1:15.906	0.133
12	212	PALLET	49.842	66	HILL	26.366	12	32	FINLAYSON-GREEN	1:16.104	1:16.300	0.196
13	179	GARNER	49.856	501	COID	26.388	13	212	PALLET	1:16.427	1:16.427	0.000
14	32	FINLAYSON-GREEN	50.012	35	WARD	26.443	14	66	HILL	1:16.440	1:17.146	0.706
15	66	HILL	50.074	23	IRWIN	26.510	15	179	GARNER	1:16.447	1:16.634	0.187
16	501	COID	50.135	212	PALLET	26.585	16	501	COID	1:16.523	1:16.523	0.000
17	23	IRWIN	50.311	179	GARNER	26.591	17	23	IRWIN	1:16.821	1:17.195	0.374
18	61	LEWIS	50.873	107	WILLIAMSON	26.998	18	22	GATHERCOLE	1:18.148	1:18.148	0.000
19	22	GATHERCOLE	51.058	686	SPILLER	27.085	19	61	LEWIS	1:18.157	1:18.762	0.605
20	686	SPILLER	51.524	22	GATHERCOLE	27.090	20	686	SPILLER	1:18.609	1:18.609	0.000
21	28	BICKNELL	51.574	28	BICKNELL	27.221	21	28	BICKNELL	1:18.795	1:19.152	0.357
22	147	SKEVINGTON	51.655	180	OVEL	27.251	22	107	WILLIAMSON	1:18.846	1:19.172	0.326
23	636	MILLS	51.778	61	LEWIS	27.284	23	147	SKEVINGTON	1:18.963	1:19.271	0.308
24	107	WILLIAMSON	51.848	147	SKEVINGTON	27.308	24	636	MILLS	1:19.109	1:19.170	0.061
25	180	OVEL	51.973	636	MILLS	27.331	25	180	OVEL	1:19.224	1:19.635	0.411
26	62	NUNN	52.106	62	NUNN	27.489	26	62	NUNN	1:19.595	1:19.857	0.262
27	888	FAGG	52.365	888	FAGG	27.606	27	888	FAGG	1:19.971	1:20.941	0.970
28	45	SMITH	52.697	999	DWYER	28.156	28	45	SMITH	1:20.982	1:21.580	0.598
29	999	DWYER	52.873	45	SMITH	28.285	29	999	DWYER	1:21.029	1:21.640	0.611
30	371	HUTCHINGS	53.963	371	HUTCHINGS	28.419	30	371	HUTCHINGS	1:22.382	1:22.649	0.267
31	41	NURRISH	54.907	41	NURRISH	28.631	31	41	NURRISH	1:23.538	1:23.650	0.112
32	82	MORRIS	55.093	82	MORRIS	28.879	32	82	MORRIS	1:23.972	1:24.051	0.079
33	155	SMITH	55.717	155	SMITH	29.342	33	155	SMITH	1:25.059	1:25.059	0.000
34	42	EVANS	55.908	42	EVANS	29.769	34	42	EVANS	1:25.677	1:25.677	0.000
35	63	BUSH	1:01.295	63	BUSH	31.376	35	63	BUSH	1:32.671	1:33.244	0.573

Weather / Track : Cloudy / Dry

Donington Park National  
Circuit Length = 1.9790 miles  
Start: 09:56 Flag 10:08 End: 10:10

Results can be found at [www.tsl-timing.com](http://www.tsl-timing.com)

Printed - 10:10 Sunday, 05 September 2021

# BMCRC - MRO Championships 2021 - Rnd 5 @ Donington National

## BMCRC Rookie 600 & Rookie 1000

### RACE 3 - STATISTICS

**Competitors Started** 35  
**Planned Start** 2021-09-05 @ 10:00:00.000  
**Actual Start** 2021-09-05 @ 09:56:27.033  
**Finish Time** 2021-09-05 @ 10:08:48.390  
**Track Length** 1.9790mi.  
**Total Laps** 322  
**Total Distance Covered** 637.2596mi.

#### Session Fastest Lap History

NO	CL	NAME	LAP TIME	TIME OF DAY	LAP	VEHICLE
53	1000	Seamus McGLYNN	1:14.131	09:58:58.704	2	Yamaha R1
19	1000	Lee GRANT	1:14.042	09:58:59.106	2	Yamaha R1M
19	1000	Lee GRANT	1:13.890	10:00:12.996	3	Yamaha R1M
19	1000	Lee GRANT	1:13.563	10:01:26.558	4	Yamaha R1M
19	1000	Lee GRANT	1:13.491	10:02:40.049	5	Yamaha R1M
19	1000	Lee GRANT	1:13.063	10:03:53.113	6	Yamaha R1M

#### Session Leader History

NO	CL	NAME	FROM LAP	LAPS LED	DISTANCE	VEHICLE
53	1000	Seamus McGLYNN	1	2	3.92 miles	Yamaha R1
19	1000	Lee GRANT	3	8	15.83 miles	Yamaha R1M

#### Flag History

TYPE	TIME OF DAY
GREEN	09:56:27.033
FINISH	10:08:48.390

#### Flag Statistics

TYPE	COUNT	TOTAL LAPS	TOTAL TIME
Green	1	10	13:51.898
Red	0	0	0.000
Safety Car	0	0	0.000
FCY	0	0	0.000

# BMCRC - MRO Championships 2021 - Rnd 5 @ Donington National

## BMCRC Rookie 600 & Rookie 1000

### RACE 3 - STATISTICS

CLASS : 1000

18 Starters

#### Fastest Lap History

NO	NAME	LAP TIME	TIME OF DAY	LAP	VEHICLE
53	Seamus McGLYNN	1:14.131	09:58:58.704	2	Yamaha R1
19	Lee GRANT	1:14.042	09:58:59.106	2	Yamaha R1M
19	Lee GRANT	1:13.890	10:00:12.996	3	Yamaha R1M
19	Lee GRANT	1:13.563	10:01:26.558	4	Yamaha R1M
19	Lee GRANT	1:13.491	10:02:40.049	5	Yamaha R1M
19	Lee GRANT	1:13.063	10:03:53.113	6	Yamaha R1M

#### Leader History

NO	NAME	FROM LAP	LAPS LED	DISTANCE	VEHICLE
53	Seamus McGLYNN	1	2	3.92 miles	Yamaha R1
19	Lee GRANT	3	8	15.83 miles	Yamaha R1M

# BMCRC - MRO Championships 2021 - Rnd 5 @ Donington National

## BMCRC Rookie 600 & Rookie 1000

### RACE 3 - STATISTICS

**CLASS : 600**

17 Starters

#### Fastest Lap History

NO	NAME	LAP TIME	TIME OF DAY	LAP	VEHICLE
200	Dan BURNHAM	1:15.545	09:59:38.405	2	Triumph DAYTONA 675
51	Ross CLARKE	1:15.362	10:07:19.805	8	Kawasaki ZX600RR

#### Leader History

NO	NAME	FROM LAP	LAPS LED	DISTANCE	VEHICLE
200	Dan BURNHAM	1	8	15.79 miles	Triumph DAYTONA 675
51	Ross CLARKE	9	2	3.95 miles	Kawasaki ZX600RR

# BMCRC - MRO Championships 2021 - Rnd 5 @ Donington National

## BMCRC Rookie 600 & Rookie 1000

### RACE 14 - GRID (10 Laps)



CONTRACTORS LTD

ROW 13		39		38	63	Robert BUSH	1:33.244	37	42	Kai EVANS	1:25.677		
ROW 12	36	155	Eliot SMITH	1:25.059	35	41	Daniel NURRISH	1:23.650	34	371	Billy HUTCHINGS	1:22.649	
ROW 11		33	62	Oliver NUNN	1:19.857	32	636	Matthew MILLS	1:19.170	31	28	Craig BICKNELL	1:19.152
ROW 10	30	686	Liam SPILLER	1:18.609	29	22	Matt GATHERCOLE	1:18.148	28	23	Connor IRWIN	1:17.195	
ROW 9		27	179	Thomas GARNER	1:16.634	26	501	Ashley COID	1:16.523	25	212	Matt PALLETT	1:16.427
ROW 8	24	35	Reuben WARD	1:15.721	23	200	Dan BURNHAM	1:15.545	22	51	Ross CLARKE	1:15.362	
ROW 7		21				20				19			
ROW 6	18	82	Paul MORRIS	1:24.051	17	999	Jack DWYER	1:21.640	16	45	Glenn SMITH	1:21.580	
ROW 5		15	888	Paul FAGG	1:20.941	14	180	Mark OVEL	1:19.635	13	147	Mark SKEVINGTON	1:19.271
ROW 4	12	107	Dave WILLIAMSON	1:19.172	11	61	Andrew LEWIS	1:18.762	10	66	Jonny HILL	1:17.146	
ROW 3		9	32	Louis FINLAYSON-GREEN	1:16.300	8	508	Daniel McFADDEN	1:16.130	7	222	Phil ROOKE	1:15.906
ROW 2	6	300	Aaren CARPENTER	1:15.622	5	91	Thomas HARRISON	1:15.288	4	100	Antony HUNTER	1:14.134	
ROW 1		3	110	Michael CLARKE	1:13.293	2	53	Seamus McGLYNN	1:13.193	1	19	Lee GRANT	1:13.063
												<b>Pole</b>	

Donington Park National  
Circuit Length = 1.9790 miles

These results are provisional until the conclusion of any judicial and technical matters.

Clerk Of Course :	Stewards :	Timekeeper :
-------------------	------------	--------------

Results can be found at [www.tsl-timing.com](http://www.tsl-timing.com)

Printed - 10:12 Sunday, 05 September 2021



# BMCRC - MRO Championships 2021 - Rnd 5 @ Donington National

## BMCRC Rookie 600 & Rookie 1000

### RACE 14 - CLASSIFICATION



CONTRACTORS LTD

POS	NO	CL	PIC NAME	ENTRY	LAPS	TIME	GAP	DIFF	MPH	BEST	ON
1	53	1000	1 Seamus McGLYNN	Yamaha R1 -	10	12:24.983			95.45	1:13.007	2
2	19	1000	2 Lee GRANT	Yamaha R1M - Grant carpentry and construction ltd	10	12:25.791	0.808	0.808	95.34	1:12.956	10
3	110	1000	3 Michael CLARKE	Yamaha R1 - BIKEBASE.ltd	10	12:26.624	1.641	0.833	95.24	1:13.570	10
4	100	1000	4 Antony HUNTER	Kawasaki ZX10 - Uncletoms motoring centre	10	12:33.250	8.267	6.626	94.40	1:13.914	8
5	91	1000	5 Thomas HARRISON	Suzuki GSXR 1000 - RAW K9 NUTRITION	10	12:45.106	20.123	11.856	92.94	1:15.664	10
6	508	1000	6 Daniel McFADDEN	Kawasaki ZX10RR - Danny McFadden Racing	10	12:46.085	21.102	0.979	92.82	1:15.087	10
7	300	1000	7 Aaren CARPENTER	Kawasaki ZX10R - Above Build Limited	10	12:51.784	26.801	5.699	92.13	1:15.841	2
8	32	1000	8 Louis FINLAYSON-GREEN	Honda CBR1000RR - Revs of Horsham	10	13:01.478	36.495	9.694	90.99	1:16.164	10
9	180	1000	9 Mark OVEL	Yamaha R1 - I NEED A SPONSOR	10	13:16.856	51.873	15.378	89.23	1:17.757	8
10	147	1000	10 Mark SKEVINGTON	Suzuki GSXR 1000 - Teknimek Engineering Ltd	10	13:18.721	53.738	1.865	89.02	1:18.691	10
11	61	1000	11 Andrew LEWIS	Yamaha R1 -	10	13:19.275	54.292	0.554	88.96	1:17.240	8
12	45	1000	12 Glenn SMITH	Kawasaki ZX10R -	10	13:23.544	58.561	4.269	88.49	1:18.770	8
13	200	600	1 Dan BURNHAM	Triumph DAYTONA 675 - BDR RACING / KY JAX	10	13:24.945	59.962	1.401	88.34	1:14.708	8
14	107	1000	13 Dave WILLIAMSON	Kawasaki ZX10R - DWM Racing	10	13:25.091	1:00.108	0.146	88.32	1:18.661	3
15	888	1000	14 Paul FAGG	Honda CBR 1000RR -	10	13:27.764	1:02.781	2.673	88.03	1:19.331	3
16	51	600	2 Ross CLARKE	Kawasaki ZX600RR - Ross clarke Farriery	10	13:29.163	1:04.180	1.399	87.88	1:15.211	8
17	501	600	3 Ashley COID	Kawasaki ZX636R -	10	13:36.824	1:11.841	7.661	87.05	1:15.428	4
18	23	600	4 Connor IRWIN	Kawasaki ZX6R - RAW K9 nutrition / roof works	9	12:26.376	1 Lap	1 Lap	85.72	1:15.925	5
19	35	600	5 Reuben WARD	Kawasaki 636 - Mt auto recovery	9	12:30.770	1 Lap	4.394	85.22	1:16.906	3
20	179	600	6 Thomas GARNER	Yamaha R6 -	9	12:35.626	1 Lap	4.856	84.67	1:17.337	9
21	212	600	7 Matt PALLETT	Kawasaki ZX6R - In:timber	9	12:40.461	1 Lap	4.835	84.14	1:18.226	8
22	636	600	8 Matthew MILLS	Kawasaki ZX6R -	9	12:48.804	1 Lap	8.343	83.22	1:18.700	3
23	22	600	9 Matt GATHERCOLE	Kawasaki ZX6R - Ride In Bike Tyres	9	12:48.877	1 Lap	0.073	83.21	1:18.708	9
24	28	600	10 Craig BICKNELL	Yamaha R6 - On Point Security LTD	9	12:52.593	1 Lap	3.716	82.81	1:19.093	8
25	686	600	11 Liam SPILLER	Yamaha R6 - LD Renovate Ltd	9	12:54.134	1 Lap	1.541	82.65	1:18.976	5
26	62*	600	12 Oliver NUNN	Yamaha R6 - Intertechnic UK & STVL	9	13:03.819	1 Lap	9.685	81.63	1:19.603	2
27	371	600	13 Billy HUTCHINGS	Yamaha R6 -	9	13:09.522	1 Lap	5.703	81.04	1:20.311	6
28	41	600	14 Daniel NURRISH	Yamaha R6 - Dcn Autobody	9	13:26.849	1 Lap	17.327	79.30	1:23.111	4
29	63	600	15 Robert BUSH	Suzuki GSXR 600 - Legacy Racing	8	13:21.507	2 Laps	1 Lap	70.94	1:32.169	7

#### NOT CLASSIFIED

DNF	222	1000	Phil ROOKE	KAWASAKI ZX10R - CLEARWAY TRAFFIC SOLUT	9	11:53.860	1 Lap	0.000	89.63	1:16.700	2
DNF	42	600	Kai EVANS	Suzuki GSXR 600 - CBS Ltd Construction and Engin	7	11:28.749	3 Laps	2 Laps	72.21	1:27.321	2
DNF	66	1000	Jonny HILL	Honda CBR1000 RR - Michael J Lonsdale Group	6	9:03.981	4 Laps	1 Lap	78.33	1:20.385	2

#### FASTEST LAP

19	1000	Lee GRANT	Yamaha R1M - Grant carpentry and construction ltd	10	1:12.956	97.65 mph	157.16 kph
200	600	Dan BURNHAM	Triumph DAYTONA 675 - BDR RACING / KY JAX	8	1:14.708	95.36 mph	153.47 kph

\* Bike 62 - 10 second penalty - jump start  
 Class 1000 - 92.5% of Race Speed = 88.29 mph  
 Class 600 - 92.5% of Race Speed = 81.71 mph

Donington Park National: 1.9790 miles  
 Race Distance: 10 Laps / 19.79 miles  
 Start: 14:09 Flag 14:21 End: 14:22

Weather / Track : Sunny / Dry

These results are provisional until the conclusion of any judicial and technical matters.

Clerk Of Course :	Stewards :	Timekeeper :
-------------------	------------	--------------

Results can be found at [www.tsl-timing.com](http://www.tsl-timing.com)

Printed - 14:23 Sunday, 05 September 2021



# BMCR - MRO Championships 2021 - Rnd 5 @ Donington National

## BMCR Rookie 600 & Rookie 1000

### RACE 14 - LAP CHART

LAP 1 @ 14:10:35.974		
NO	BEHIND	LAP TIME

110		1:17.316
19	0.744	1:18.060
53	1.199	1:18.515
100	1.283	1:18.599
91	2.715	1:20.031
508	3.052	1:20.368
300	4.278	1:21.594
222	4.369	1:21.685
32	4.652	1:21.968
147	6.466	1:23.782
180	6.887	1:24.203
61	7.450	1:24.766
107	8.438	1:25.754
45	8.687	1:26.003
888	10.179	1:27.495
66	26.827	1:44.143
200	49.047	2:06.363
51	50.632	2:07.948
501	51.212	2:08.528
35	51.767	2:09.083
23	51.883	2:09.199
212	53.099	2:10.415
179	53.561	2:10.877
22	54.333	2:11.649
62	55.242	2:12.558
28	56.576	2:13.892
686	56.679	2:13.995
636	56.702	2:14.018
41	58.234	2:15.550
371	58.799	2:16.115
42	1:02.714	2:20.030
63	1:09.841	2:27.157

LAP 2 @ 14:11:49.692		
NO	BEHIND	LAP TIME

110		1:13.718
53	0.488	1:13.007
19	1.068	1:14.042
100	1.852	1:14.287
508	5.478	1:16.144
91	5.553	1:16.556
300	6.401	1:15.841
222	7.351	1:16.700
32	7.583	1:16.649
180	12.009	1:18.840
147	12.101	1:19.353
61	12.722	1:18.990
107	15.031	1:20.311
45	15.679	1:20.710
888	16.287	1:19.826
66	33.494	1:20.385
200	50.090	1:14.761
51	53.034	1:16.120
501	53.297	1:15.803
35	54.958	1:16.909
23	55.359	1:17.194
179	58.410	1:18.567
212	58.617	1:19.236
22	1:00.088	1:19.473
62	1:01.127	1:19.603
636	1:01.713	1:18.729
28	1:02.791	1:19.933

686	1:03.776	1:20.815
41	1:07.811	1:23.295
371	1:07.919	1:22.838

LAP 3 @ 14:13:03.463		
NO	BEHIND	LAP TIME

53		1:13.283
110	0.926	1:14.697
19	1.881	1:14.584
42	1 Lap	1:27.321
100	2.654	1:14.573
91	7.625	1:15.843
508	7.846	1:16.139
300	9.312	1:16.682
222	10.782	1:17.202
32	11.555	1:17.743
63	1 Lap	1:33.036
147	17.630	1:19.300
180	17.884	1:19.646
61	19.035	1:20.084
107	19.921	1:18.661
45	20.983	1:19.075
888	21.847	1:19.331
66	40.559	1:20.836
200	51.906	1:15.587
51	54.500	1:15.237
501	55.221	1:15.695
23	57.881	1:16.293
35	58.093	1:16.906
179	1:03.241	1:18.602
212	1:03.672	1:18.826
22	1:05.580	1:19.263
636	1:06.642	1:18.700
62	1:07.243	1:19.887
28	1:08.321	1:19.301
686	1:09.870	1:19.865

LAP 4 @ 14:14:17.722		
NO	BEHIND	LAP TIME

53		1:14.259
110	0.429	1:13.762
19	1.377	1:13.755
371	1 Lap	1:21.884
100	3.234	1:14.839
41	1 Lap	1:23.615
91	9.631	1:16.265
508	10.060	1:16.473
300	11.463	1:16.410
222	13.560	1:17.037
32	14.180	1:16.884
42	1 Lap	1:28.223
147	24.210	1:20.839
180	24.540	1:20.915
107	25.809	1:20.147
61	25.857	1:21.081
45	26.504	1:19.780
888	27.887	1:20.299
63	1 Lap	1:33.381
66	47.109	1:20.809
200	53.216	1:15.569
51	55.776	1:15.535
501	56.390	1:15.428
35	1:01.406	1:17.572
23	1:01.471	1:17.849

179	1:06.403	1:17.421
212	1:08.136	1:18.723
636	1:11.982	1:19.599
22	1:12.053	1:20.732
62	1:13.112	1:20.128
28	1:13.885	1:19.823

LAP 5 @ 14:15:32.159		
NO	BEHIND	LAP TIME

110		1:14.008
53	0.259	1:14.696
19	0.941	1:14.001
686	1 Lap	1:20.336
100	3.660	1:14.863
371	1 Lap	1:20.687
91	11.314	1:16.120
508	11.936	1:16.313
41	1 Lap	1:23.111
300	12.877	1:15.851
222	16.213	1:17.090
32	16.482	1:16.739
147	29.489	1:19.716
180	29.604	1:19.501
107	30.694	1:19.322
61	31.629	1:20.209
42	1 Lap	1:30.082
45	32.363	1:20.296
888	33.629	1:20.179
63	1 Lap	1:32.669
66	53.861	1:21.189
200	54.001	1:15.222
51	56.798	1:15.459
501	57.838	1:15.885
23	1:02.959	1:15.925
35	1:04.335	1:17.366
179	1:10.112	1:18.146
212	1:12.346	1:18.647

LAP 6 @ 14:16:47.339		
NO	BEHIND	LAP TIME

53		1:14.921
110	1.329	1:16.509
19	1.546	1:15.785
636	1 Lap	1:19.472
22	1 Lap	1:20.504
62	1 Lap	1:20.005
100	4.456	1:15.976
28	1 Lap	1:20.309
686	1 Lap	1:18.976
91	12.232	1:16.098
508	12.965	1:16.209
300	14.551	1:16.854
371	1 Lap	1:22.003
222	19.219	1:18.186
32	19.674	1:18.372
41	1 Lap	1:23.555
180	34.541	1:20.117
147	34.611	1:20.302
61	35.435	1:18.986
107	35.461	1:19.947
45	36.189	1:19.006
888	38.554	1:20.105
42	1 Lap	1:29.465
200	54.294	1:15.473

51	57.466	1:15.848
501	1:00.206	1:17.548
23	1:05.801	1:18.022
35	1:06.777	1:17.622
63	1 Lap	1:35.387
179	1:13.507	1:18.575

LAP 7 @ 14:18:01.109		
NO	BEHIND	LAP TIME

53		1:13.770
19	1.534	1:13.758
110	1.627	1:14.068
212	1 Lap	1:18.297
100	6.230	1:15.544
636	1 Lap	1:18.869
22	1 Lap	1:19.443
62	1 Lap	1:20.144
28	1 Lap	1:19.864
686	1 Lap	1:19.964
91	14.629	1:16.167
508	15.108	1:15.913
300	16.693	1:15.912
371	1 Lap	1:20.311
66	1 Lap	1:56.619 P
222	23.677	1:18.228
32	23.828	1:17.924
41	1 Lap	1:24.071
180	38.721	1:17.950
147	39.657	1:18.816
61	41.875	1:20.210
107	42.032	1:20.341
45	42.143	1:19.724
888	44.540	1:19.756
200	55.865	1:15.341
51	59.148	1:15.452
501	1:03.251	1:16.815
42	1 Lap	1:30.729
23	1:09.121	1:17.090
35	1:10.493	1:17.486

LAP 8 @ 14:19:14.681		
NO	BEHIND	LAP TIME

53		1:13.572
110	1.868	1:13.813
19	2.241	1:14.279
179	1 Lap	1:17.991
100	6.572	1:13.914
212	1 Lap	1:19.396
636	1 Lap	1:19.554
22	1 Lap	1:19.788
28	1 Lap	1:20.147
62	1 Lap	1:21.287
91	17.670	1:16.613
686	1 Lap	1:19.812
508	18.339	1:16.803
63	2 Laps	1:34.264
300	20.308	1:17.187
371	1 Lap	1:21.875
222	30.702	1:20.597
32	30.906	1:20.650
41	1 Lap	1:24.651
180	42.906	1:17.757
147	44.833	1:18.748
61	45.543	1:17.240

45	47.341	1:18.770
107	48.198	1:19.738
888	50.634	1:19.666
200	57.001	1:14.708
51	1:00.787	1:15.211
501	1:06.402	1:16.723
23	1:12.252	1:16.703

LAP 9 @ 14:20:30.177		
NO	BEHIND	LAP TIME

53		1:15.496
35	1 Lap	1:19.636
19	1.316	1:14.571
110	1.535	1:15.163
100	5.656	1:14.580
179	1 Lap	1:18.110
212	1 Lap	1:18.226
636	1 Lap	1:19.730
42	2 Laps	1:42.899 P
91	17.923	1:15.749
22	1 Lap	1:19.317
508	19.479	1:16.636
28	1 Lap	1:19.093
300	22.026	1:17.214
62	1 Lap	1:20.264
686	1 Lap	1:20.482
32	33.795	1:18.385
371	1 Lap	1:22.140
63	2 Laps	1:32.169
222	42.341	1:27.135 P
180	46.112	1:18.702
147	48.511	1:19.174
61	49.139	1:19.092
41	1 Lap	1:24.324
45	51.450	1:19.605
107	52.061	1:19.359
888	55.547	1:20.409
200	56.630	1:15.125
51	1:01.433	1:16.142
501	1:08.019	1:17.113

LAP 10 @ 14:21:43.641		
NO	BEHIND	LAP TIME

53		1:13.464
19	0.808	1:12.956
23	1 Lap	1:18.101
110	1.641	1:13.570
35	1 Lap	1:18.190
100	8.267	1:16.075
179	1 Lap	1:17.337
212	1 Lap	1:18.695
91	20.123	1:15.664
508	21.102	1:15.087
636	1 Lap	1:20.133
22	1 Lap	1:18.708
300	26.801	1:18.239
28	1 Lap	1:20.231
62	1 Lap	1:19.943
686	1 Lap	1:19.889
32	36.495	1:16.164
371	1 Lap	1:21.669
180	51.873	1:19.225
147	53.738	1:18.691
61	54.292	1:18.617

Donington Park National  
 Circuit Length = 1.9790 miles  
 Start: 14:09 Flag 14:21 End: 14:22

# BMCRC - MRO Championships 2021 - Rnd 5 @ Donington National

## BMCRC Rookie 600 & Rookie 1000

### RACE 14 - LAP CHART

<b>63</b>	2 Laps	1:33.444
<b>45</b>	58.561	1:20.575
<b>200</b>	59.962	1:16.796
<b>107</b>	1:00.108	1:21.511
<b>41</b>	1 Lap	1:24.677
<b>888</b>	1:02.781	1:20.698
<b>51</b>	1:04.180	1:16.211
<b>501</b>	1:11.841	1:17.286



# BMCRC - MRO Championships 2021 - Rnd 5 @ Donington National

## BMCRC Rookie 600 & Rookie 1000

### RACE 14 - SECTOR ANALYSIS



SECTOR 1 = FL to I1, SECTOR 2 = I1 to FL, DIFF = Difference To Personal Best Lap, P = Crossed Finish Line in Pit Lane, D = Time Disallowed

<b>P1 53 1000 Seamus McGLYNN</b>		Yamaha R1 -				
IDEAL LAP TIME : 1:13.007		BEST LAP TIME : 1:13.007		DIFFERENCE : 0.000		
LAP	SECTOR 1	SECTOR 2	LAP TIME	MPH	DIFF	TIME OF DAY
1 -		25.769	1:18.515	90.74	5.508	14:10:37.173
2 -	<b>47.938</b>	<b>25.069</b>	<b>1:13.007 (1)</b>	<b>97.58</b>		<b>14:11:50.180</b>
3 -	48.070	25.213	1:13.283 (2)	97.22	0.276	14:13:03.463
4 -	48.718	25.541	1:14.259	95.94	1.252	14:14:17.722
5 -	48.186	26.510	1:14.696	95.38	1.689	14:15:32.418
6 -	48.946	25.975	1:14.921	95.09	1.914	14:16:47.339
7 -	48.335	25.435	1:13.770	96.57	0.763	14:18:01.109
8 -	48.486	25.086	1:13.572	96.83	0.565	14:19:14.681
9 -	48.877	26.619	1:15.496	94.37	2.489	14:20:30.177
10 -	48.380	25.084	1:13.464 (3)	96.98	0.457	14:21:43.641

<b>P2 19 1000 Lee GRANT</b>		Yamaha R1M - Grant carpentry and construction ltd				
IDEAL LAP TIME : 1:12.844		BEST LAP TIME : 1:12.956		DIFFERENCE : 0.112		
LAP	SECTOR 1	SECTOR 2	LAP TIME	MPH	DIFF	TIME OF DAY
1 -		25.676	1:18.060	91.27	5.104	14:10:36.718
2 -	48.207	25.835	1:14.042	96.22	1.086	14:11:50.760
3 -	48.396	26.188	1:14.584	95.52	1.628	14:13:05.344
4 -	47.986	25.769	1:13.755 (2)	96.59	0.799	14:14:19.099
5 -	48.028	25.973	1:14.001	96.27	1.045	14:15:33.100
6 -	49.329	26.456	1:15.785	94.01	2.829	14:16:48.885
7 -	47.907	25.851	1:13.758 (3)	96.59	0.802	14:18:02.643
8 -	49.095	<b>25.184</b>	1:14.279	95.91	1.323	14:19:16.922
9 -	48.954	25.617	1:14.571	95.54	1.615	14:20:31.493
10 -	<b>47.660</b>	25.296	<b>1:12.956 (1)</b>	<b>97.65</b>		<b>14:21:44.449</b>

<b>P3 110 1000 Michael CLARKE</b>		Yamaha R1 - BIKEBASE.ltd				
IDEAL LAP TIME : 1:13.188		BEST LAP TIME : 1:13.570		DIFFERENCE : 0.382		
LAP	SECTOR 1	SECTOR 2	LAP TIME	MPH	DIFF	TIME OF DAY
1 -		25.431	1:17.316	92.14	3.746	14:10:35.974
2 -	48.173	25.545	1:13.718 (2)	96.64	0.148	14:11:49.692
3 -	49.052	25.645	1:14.697	95.38	1.127	14:13:04.389
4 -	48.316	25.446	1:13.762 (3)	96.58	0.192	14:14:18.151
5 -	48.008	26.000	1:14.008	96.26	0.438	14:15:32.159
6 -	49.764	26.745	1:16.509	93.12	2.939	14:16:48.668
7 -	<b>47.936</b>	26.132	1:14.068	96.19	0.498	14:18:02.736
8 -	48.561	<b>25.252</b>	1:13.813	96.52	0.243	14:19:16.549
9 -	48.531	26.632	1:15.163	94.78	1.593	14:20:31.712
10 -	48.267	25.303	<b>1:13.570 (1)</b>	<b>96.84</b>		<b>14:21:45.282</b>

<b>P4 100 1000 Antony HUNTER</b>		Kawasaki ZX10 - Uncletoms motoring centre				
IDEAL LAP TIME : 1:13.722		BEST LAP TIME : 1:13.914		DIFFERENCE : 0.192		
LAP	SECTOR 1	SECTOR 2	LAP TIME	MPH	DIFF	TIME OF DAY
1 -		<b>25.616</b>	1:18.599	90.64	4.685	14:10:37.257
2 -	48.577	25.710	1:14.287 (2)	95.90	0.373	14:11:51.544
3 -	48.576	25.997	1:14.573 (3)	95.53	0.659	14:13:06.117
4 -	48.590	26.249	1:14.839	95.19	0.925	14:14:20.956
5 -	48.997	25.866	1:14.863	95.16	0.949	14:15:35.819
6 -	49.587	26.389	1:15.976	93.77	2.062	14:16:51.795
7 -	49.274	26.270	1:15.544	94.31	1.630	14:18:07.339
8 -	<b>48.106</b>	25.808	<b>1:13.914 (1)</b>	<b>96.39</b>		<b>14:19:21.253</b>
9 -	48.174	26.406	1:14.580	95.53	0.666	14:20:35.833
10 -	49.092	26.983	1:16.075	93.65	2.161	14:21:51.908

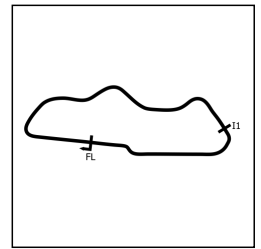
Weather / Track : Sunny / Dry

Donington Park National  
Circuit Length = 1.9790 miles  
Start: 14:09 Flag 14:21 End: 14:22

# BMCRC - MRO Championships 2021 - Rnd 5 @ Donington National

## BMCRC Rookie 600 & Rookie 1000

### RACE 14 - SECTOR ANALYSIS



SECTOR 1 = FL to I1, SECTOR 2 = I1 to FL, DIFF = Difference To Personal Best Lap, P = Crossed Finish Line in Pit Lane, D = Time Disallowed

<b>P5 91 1000 Thomas HARRISON</b>			Suzuki GSXR 1000 - RAW K9 NUTRITION			
IDEAL LAP TIME : 1:15.322		BEST LAP TIME : 1:15.664	DIFFERENCE : 0.342			
LAP	SECTOR 1	SECTOR 2	LAP TIME	MPH	DIFF	TIME OF DAY
1 -		26.157	1:20.031	89.02	4.367	14:10:38.689
2 -	50.143	26.413	1:16.556	93.06	0.892	14:11:55.245
3 -	49.659	26.184	1:15.843 (3)	93.93	0.179	14:13:11.088
4 -	50.240	26.025	1:16.265	93.41	0.601	14:14:27.353
5 -	<b>49.589</b>	26.531	1:16.120	93.59	0.456	14:15:43.473
6 -	50.036	26.062	1:16.098	93.62	0.434	14:16:59.571
7 -	50.342	25.825	1:16.167	93.53	0.503	14:18:15.738
8 -	50.297	26.316	1:16.613	92.99	0.949	14:19:32.351
9 -	49.791	25.958	1:15.749 (2)	94.05	0.085	14:20:48.100
<b>10 -</b>	<b>49.931</b>	<b>25.733</b>	<b>1:15.664 (1)</b>	<b>94.16</b>		<b>14:22:03.764</b>

<b>P6 508 1000 Daniel McFADDEN</b>			Kawasaki ZX10RR - Danny McFadden Racing			
IDEAL LAP TIME : 1:15.087		BEST LAP TIME : 1:15.087	DIFFERENCE : 0.000			
LAP	SECTOR 1	SECTOR 2	LAP TIME	MPH	DIFF	TIME OF DAY
1 -		26.251	1:20.368	88.65	5.281	14:10:39.026
2 -	50.024	26.120	1:16.144	93.56	1.057	14:11:55.170
3 -	50.050	26.089	1:16.139 (3)	93.57	1.052	14:13:11.309
4 -	50.510	25.963	1:16.473	93.16	1.386	14:14:27.782
5 -	49.859	26.454	1:16.313	93.36	1.226	14:15:44.095
6 -	50.016	26.193	1:16.209	93.48	1.122	14:17:00.304
7 -	50.016	25.897	1:15.913 (2)	93.85	0.826	14:18:16.217
8 -	49.562	27.241	1:16.803	92.76	1.716	14:19:33.020
9 -	50.468	26.168	1:16.636	92.96	1.549	14:20:49.656
<b>10 -</b>	<b>49.410</b>	<b>25.677</b>	<b>1:15.087 (1)</b>	<b>94.88</b>		<b>14:22:04.743</b>

<b>P7 300 1000 Aaren CARPENTER</b>			Kawasaki ZX10R - Above Build Limited			
IDEAL LAP TIME : 1:15.745		BEST LAP TIME : 1:15.841	DIFFERENCE : 0.096			
LAP	SECTOR 1	SECTOR 2	LAP TIME	MPH	DIFF	TIME OF DAY
1 -		26.724	1:21.594	87.31	5.753	14:10:40.252
<b>2 -</b>	<b>49.605</b>	26.236	<b>1:15.841 (1)</b>	<b>93.94</b>		<b>14:11:56.093</b>
3 -	50.303	26.379	1:16.682	92.91	0.841	14:13:12.775
4 -	50.172	26.238	1:16.410	93.24	0.569	14:14:29.185
5 -	49.711	<b>26.140</b>	1:15.851 (2)	93.92	0.010	14:15:45.036
6 -	50.103	26.751	1:16.854	92.70	1.013	14:17:01.890
7 -	49.689	26.223	1:15.912 (3)	93.85	0.071	14:18:17.802
8 -	50.570	26.617	1:17.187	92.30	1.346	14:19:34.989
9 -	50.882	26.332	1:17.214	92.27	1.373	14:20:52.203
10 -	51.037	27.202	1:18.239	91.06	2.398	14:22:10.442

<b>P8 32 1000 Louis FINLAYSON-GREEN</b>			Honda CBR1000RR - Revs of Horsham			
IDEAL LAP TIME : 1:15.970		BEST LAP TIME : 1:16.164	DIFFERENCE : 0.194			
LAP	SECTOR 1	SECTOR 2	LAP TIME	MPH	DIFF	TIME OF DAY
1 -		26.760	1:21.968	86.91	5.804	14:10:40.626
2 -	50.324	<b>26.325</b>	1:16.649 (2)	92.95	0.485	14:11:57.275
3 -	50.934	26.809	1:17.743	91.64	1.579	14:13:15.018
4 -	50.220	26.664	1:16.884	92.66	0.720	14:14:31.902
5 -	50.364	26.375	1:16.739 (3)	92.84	0.575	14:15:48.641
6 -	51.459	26.913	1:18.372	90.90	2.208	14:17:07.013
7 -	50.988	26.936	1:17.924	91.43	1.760	14:18:24.937
8 -	52.612	28.038	1:20.650	88.34	4.486	14:19:45.587
9 -	51.968	26.417	1:18.385	90.89	2.221	14:21:03.972
<b>10 -</b>	<b>49.645</b>	26.519	<b>1:16.164 (1)</b>	<b>93.54</b>		<b>14:22:20.136</b>

Weather / Track : Sunny / Dry

Donington Park National  
Circuit Length = 1.9790 miles  
Start: 14:09 Flag 14:21 End: 14:22

# BMCRC - MRO Championships 2021 - Rnd 5 @ Donington National

## BMCRC Rookie 600 & Rookie 1000

### RACE 14 - SECTOR ANALYSIS



SECTOR 1 = FL to I1, SECTOR 2 = I1 to FL, DIFF = Difference To Personal Best Lap, P = Crossed Finish Line in Pit Lane, D = Time Disallowed

<b>P9 180 1000 Mark OVEL</b>			Yamaha R1 - I NEED A SPONSOR			
IDEAL LAP TIME : 1:17.692		BEST LAP TIME : 1:17.757		DIFFERENCE : 0.065		
LAP	SECTOR 1	SECTOR 2	LAP TIME	MPH	DIFF	TIME OF DAY
1 -		27.121	1:24.203	84.61	6.446	14:10:42.861
2 -	51.472	27.368	1:18.840	90.36	1.083	14:12:01.701
3 -	52.390	27.256	1:19.646	89.45	1.889	14:13:21.347
4 -	53.775	27.140	1:20.915	88.05	3.158	14:14:42.262
5 -	52.274	27.227	1:19.501	89.61	1.744	14:16:01.763
6 -	52.842	27.275	1:20.117	88.92	2.360	14:17:21.880
7 -	51.175	26.775	1:17.950 (2)	91.40	0.193	14:18:39.830
<b>8 -</b>	<b>50.928</b>	26.829	<b>1:17.757 (1)</b>	<b>91.62</b>		<b>14:19:57.587</b>
9 -	51.938	<b>26.764</b>	1:18.702 (3)	90.52	0.945	14:21:16.289
10 -	51.671	27.554	1:19.225	89.92	1.468	14:22:35.514

<b>P10 147 1000 Mark SKEVINGTON</b>			Suzuki GSXR 1000 - Teknimek Engineering Ltd			
IDEAL LAP TIME : 1:18.411		BEST LAP TIME : 1:18.691		DIFFERENCE : 0.280		
LAP	SECTOR 1	SECTOR 2	LAP TIME	MPH	DIFF	TIME OF DAY
1 -		27.385	1:23.782	85.03	5.091	14:10:42.440
2 -	51.500	27.853	1:19.353	89.78	0.662	14:12:01.793
3 -	52.131	27.169	1:19.300	89.84	0.609	14:13:21.093
4 -	53.263	27.576	1:20.839	88.13	2.148	14:14:41.932
5 -	51.929	27.787	1:19.716	89.37	1.025	14:16:01.648
6 -	52.481	27.821	1:20.302	88.72	1.611	14:17:21.950
7 -	51.601	27.215	1:18.816 (3)	90.39	0.125	14:18:40.766
8 -	<b>51.391</b>	27.357	1:18.748 (2)	90.47	0.057	14:19:59.514
9 -	52.014	27.160	1:19.174	89.98	0.483	14:21:18.688
<b>10 -</b>	51.671	<b>27.020</b>	<b>1:18.691 (1)</b>	<b>90.53</b>		<b>14:22:37.379</b>

<b>P11 61 1000 Andrew LEWIS</b>			Yamaha R1 -			
IDEAL LAP TIME : 1:17.240		BEST LAP TIME : 1:17.240		DIFFERENCE : 0.000		
LAP	SECTOR 1	SECTOR 2	LAP TIME	MPH	DIFF	TIME OF DAY
1 -		27.366	1:24.766	84.05	7.526	14:10:43.424
2 -	51.629	27.361	1:18.990	90.19	1.750	14:12:02.414
3 -	52.390	27.694	1:20.084	88.96	2.844	14:13:22.498
4 -	53.109	27.972	1:21.081	87.87	3.841	14:14:43.579
5 -	52.051	28.158	1:20.209	88.82	2.969	14:16:03.788
6 -	51.772	27.214	1:18.986 (3)	90.20	1.746	14:17:22.774
7 -	53.219	26.991	1:20.210	88.82	2.970	14:18:42.984
<b>8 -</b>	<b>50.598</b>	<b>26.642</b>	<b>1:17.240 (1)</b>	<b>92.24</b>		<b>14:20:00.224</b>
9 -	52.100	26.992	1:19.092	90.08	1.852	14:21:19.316
10 -	51.389	27.228	1:18.617 (2)	90.62	1.377	14:22:37.933

<b>P12 45 1000 Glenn SMITH</b>			Kawasaki ZX10R -			
IDEAL LAP TIME : 1:18.698		BEST LAP TIME : 1:18.770		DIFFERENCE : 0.072		
LAP	SECTOR 1	SECTOR 2	LAP TIME	MPH	DIFF	TIME OF DAY
1 -		27.506	1:26.003	82.84	7.233	14:10:44.661
2 -	52.842	27.868	1:20.710	88.27	1.940	14:12:05.371
3 -	51.638	27.437	1:19.075 (3)	90.09	0.305	14:13:24.446
4 -	52.326	27.454	1:19.780	89.30	1.010	14:14:44.226
5 -	52.094	28.202	1:20.296	88.72	1.526	14:16:04.522
6 -	51.568	27.438	1:19.006 (2)	90.17	0.236	14:17:23.528
7 -	52.039	27.685	1:19.724	89.36	0.954	14:18:43.252
<b>8 -</b>	51.475	<b>27.295</b>	<b>1:18.770 (1)</b>	<b>90.44</b>		<b>14:20:02.022</b>
9 -	<b>51.403</b>	28.202	1:19.605	89.49	0.835	14:21:21.627
10 -	52.775	27.800	1:20.575	88.42	1.805	14:22:42.202

Weather / Track : Sunny / Dry

Donington Park National  
Circuit Length = 1.9790 miles  
Start: 14:09 Flag 14:21 End: 14:22

# BMCRC - MRO Championships 2021 - Rnd 5 @ Donington National

## BMCRC Rookie 600 & Rookie 1000

### RACE 14 - SECTOR ANALYSIS



SECTOR 1 = FL to I1, SECTOR 2 = I1 to FL, DIFF = Difference To Personal Best Lap, P = Crossed Finish Line in Pit Lane, D = Time Disallowed

P13 200 600 Dan BURNHAM			Triumph DAYTONA 675 - BDR RACING / KY JAX			
IDEAL LAP TIME : 1:14.527		BEST LAP TIME : 1:14.708		DIFFERENCE : 0.181		
LAP	SECTOR 1	SECTOR 2	LAP TIME	MPH	DIFF	TIME OF DAY
1 -		26.362	2:06.363	56.38	51.655	14:11:25.021
2 -	<b>48.522</b>	26.239	1:14.761 (2)	95.29	0.053	14:12:39.782
3 -	49.087	26.500	1:15.587	94.25	0.879	14:13:55.369
4 -	49.272	26.297	1:15.569	94.27	0.861	14:15:10.938
5 -	48.961	26.261	1:15.222	94.71	0.514	14:16:26.160
6 -	49.468	<b>26.005</b>	1:15.473	94.39	0.765	14:17:41.633
7 -	49.217	26.124	1:15.341	94.56	0.633	14:18:56.974
8 -	48.685	26.023	<b>1:14.708 (1)</b>	<b>95.36</b>		<b>14:20:11.682</b>
9 -	48.865	26.260	1:15.125 (3)	94.83	0.417	14:21:26.807
10 -	49.980	26.816	1:16.796	92.77	2.088	14:22:43.603

P14 107 1000 Dave WILLIAMSON			Kawasaki ZX10R - DWM Racing			
IDEAL LAP TIME : 1:18.449		BEST LAP TIME : 1:18.661		DIFFERENCE : 0.212		
LAP	SECTOR 1	SECTOR 2	LAP TIME	MPH	DIFF	TIME OF DAY
1 -		27.840	1:25.754	83.08	7.093	14:10:44.412
2 -	52.466	27.845	1:20.311	88.71	1.650	14:12:04.723
3 -	<b>51.168</b>	27.493	<b>1:18.661 (1)</b>	<b>90.57</b>		<b>14:13:23.384</b>
4 -	52.498	27.649	1:20.147	88.89	1.486	14:14:43.531
5 -	51.453	27.869	1:19.322 (2)	89.81	0.661	14:16:02.853
6 -	52.297	27.650	1:19.947	89.11	1.286	14:17:22.800
7 -	52.399	27.942	1:20.341	88.68	1.680	14:18:43.141
8 -	52.457	<b>27.281</b>	1:19.738	89.35	1.077	14:20:02.879
9 -	51.683	27.676	1:19.359 (3)	89.77	0.698	14:21:22.238
10 -	53.649	27.862	1:21.511	87.40	2.850	14:22:43.749

P15 888 1000 Paul FAGG			Honda CBR 1000RR -			
IDEAL LAP TIME : 1:19.328		BEST LAP TIME : 1:19.331		DIFFERENCE : 0.003		
LAP	SECTOR 1	SECTOR 2	LAP TIME	MPH	DIFF	TIME OF DAY
1 -		28.075	1:27.495	81.42	8.164	14:10:46.153
2 -	<b>51.832</b>	27.994	1:19.826	89.25	0.495	14:12:05.979
3 -	51.835	<b>27.496</b>	<b>1:19.331 (1)</b>	<b>89.80</b>		<b>14:13:25.310</b>
4 -	52.577	27.722	1:20.299	88.72	0.968	14:14:45.609
5 -	52.285	27.894	1:20.179	88.85	0.848	14:16:05.788
6 -	52.533	27.572	1:20.105	88.94	0.774	14:17:25.893
7 -	51.962	27.794	1:19.756 (3)	89.33	0.425	14:18:45.649
8 -	51.951	27.715	1:19.666 (2)	89.43	0.335	14:20:05.315
9 -	52.582	27.827	1:20.409	88.60	1.078	14:21:25.724
10 -	52.894	27.804	1:20.698	88.28	1.367	14:22:46.422

P16 51 600 Ross CLARKE			Kawasaki ZX600RR - Ross clarke Farriery			
IDEAL LAP TIME : 1:14.989		BEST LAP TIME : 1:15.211		DIFFERENCE : 0.222		
LAP	SECTOR 1	SECTOR 2	LAP TIME	MPH	DIFF	TIME OF DAY
1 -		26.663	2:07.948	55.68	52.737	14:11:26.606
2 -	49.691	26.429	1:16.120	93.59	0.909	14:12:42.726
3 -	49.270	25.967	1:15.237 (2)	94.69	0.026	14:13:57.963
4 -	49.316	26.219	1:15.535	94.32	0.324	14:15:13.498
5 -	49.583	<b>25.876</b>	1:15.459	94.41	0.248	14:16:28.957
6 -	49.780	26.068	1:15.848	93.93	0.637	14:17:44.805
7 -	49.260	26.192	1:15.452 (3)	94.42	0.241	14:19:00.257
8 -	<b>49.113</b>	26.098	<b>1:15.211 (1)</b>	<b>94.72</b>		<b>14:20:15.468</b>
9 -	49.953	26.189	1:16.142	93.57	0.931	14:21:31.610
10 -	49.538	26.673	1:16.211	93.48	1.000	14:22:47.821

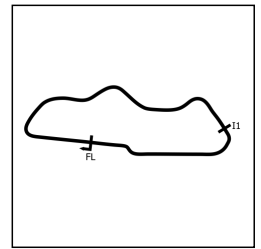
Weather / Track : Sunny / Dry

Donington Park National  
Circuit Length = 1.9790 miles  
Start: 14:09 Flag 14:21 End: 14:22

# BMCRC - MRO Championships 2021 - Rnd 5 @ Donington National

## BMCRC Rookie 600 & Rookie 1000

### RACE 14 - SECTOR ANALYSIS



SECTOR 1 = FL to I1, SECTOR 2 = I1 to FL, DIFF = Difference To Personal Best Lap, P = Crossed Finish Line in Pit Lane, D = Time Disallowed

P17 501 600 Ashley COID			Kawasaki ZX636R -			
IDEAL LAP TIME : 1:15.428		BEST LAP TIME : 1:15.428		DIFFERENCE : 0.000		
LAP	SECTOR 1	SECTOR 2	LAP TIME	MPH	DIFF	TIME OF DAY
1 -		26.588	2:08.528	55.43	53.100	14:11:27.186
2 -	49.253	26.550	1:15.803 (3)	93.98	0.375	14:12:42.989
3 -	49.404	26.291	1:15.695 (2)	94.12	0.267	14:13:58.684
4 -	<b>49.180</b>	<b>26.248</b>	<b>1:15.428 (1)</b>	<b>94.45</b>		<b>14:15:14.112</b>
5 -	49.464	26.421	1:15.885	93.88	0.457	14:16:29.997
6 -	50.880	26.668	1:17.548	91.87	2.120	14:17:47.545
7 -	49.828	26.987	1:16.815	92.75	1.387	14:19:04.360
8 -	50.193	26.530	1:16.723	92.86	1.295	14:20:21.083
9 -	50.353	26.760	1:17.113	92.39	1.685	14:21:38.196
10 -	50.375	26.911	1:17.286	92.18	1.858	14:22:55.482

P18 23 600 Connor IRWIN			Kawasaki ZX6R - RAW K9 nutrition / roof works			
IDEAL LAP TIME : 1:15.925		BEST LAP TIME : 1:15.925		DIFFERENCE : 0.000		
LAP	SECTOR 1	SECTOR 2	LAP TIME	MPH	DIFF	TIME OF DAY
1 -		26.754	2:09.199	55.14	53.274	14:11:27.857
2 -	49.960	27.234	1:17.194	92.29	1.269	14:12:45.051
3 -	49.685	26.608	1:16.293 (2)	93.38	0.368	14:14:01.344
4 -	51.205	26.644	1:17.849	91.51	1.924	14:15:19.193
5 -	<b>49.612</b>	<b>26.313</b>	<b>1:15.925 (1)</b>	<b>93.83</b>		<b>14:16:35.118</b>
6 -	50.771	27.251	1:18.022	91.31	2.097	14:17:53.140
7 -	50.297	26.793	1:17.090	92.41	1.165	14:19:10.230
8 -	50.149	26.554	1:16.703 (3)	92.88	0.778	14:20:26.933
9 -	51.066	27.035	1:18.101	91.22	2.176	14:21:45.034

P19 35 600 Reuben WARD			Kawasaki 636 - Mt auto recovery			
IDEAL LAP TIME : 1:16.623		BEST LAP TIME : 1:16.906		DIFFERENCE : 0.283		
LAP	SECTOR 1	SECTOR 2	LAP TIME	MPH	DIFF	TIME OF DAY
1 -		27.423	2:09.083	55.19	52.177	14:11:27.741
2 -	<b>49.890</b>	27.019	1:16.909 (2)	92.63	0.003	14:12:44.650
3 -	49.894	27.012	<b>1:16.906 (1)</b>	<b>92.64</b>		<b>14:14:01.556</b>
4 -	50.773	26.799	1:17.572	91.84	0.666	14:15:19.128
5 -	50.633	<b>26.733</b>	1:17.366 (3)	92.09	0.460	14:16:36.494
6 -	50.450	27.172	1:17.622	91.78	0.716	14:17:54.116
7 -	50.599	26.887	1:17.486	91.94	0.580	14:19:11.602
8 -	50.675	28.961	1:19.636	89.46	2.730	14:20:31.238
9 -	50.834	27.356	1:18.190	91.11	1.284	14:21:49.428

P20 179 600 Thomas GARNER			Yamaha R6 -			
IDEAL LAP TIME : 1:16.879		BEST LAP TIME : 1:17.337		DIFFERENCE : 0.458		
LAP	SECTOR 1	SECTOR 2	LAP TIME	MPH	DIFF	TIME OF DAY
1 -		27.527	2:10.877	54.43	53.540	14:11:29.535
2 -	51.292	27.275	1:18.567	90.68	1.230	14:12:48.102
3 -	51.154	27.448	1:18.602	90.64	1.265	14:14:06.704
4 -	50.199	27.222	1:17.421 (2)	92.02	0.084	14:15:24.125
5 -	50.813	27.333	1:18.146	91.17	0.809	14:16:42.271
6 -	51.066	27.509	1:18.575	90.67	1.238	14:18:00.846
7 -	51.229	<b>26.762</b>	1:17.991 (3)	91.35	0.654	14:19:18.837
8 -	50.669	27.441	1:18.110	91.21	0.773	14:20:36.947
9 -	<b>50.117</b>	27.220	<b>1:17.337 (1)</b>	<b>92.12</b>		<b>14:21:54.284</b>

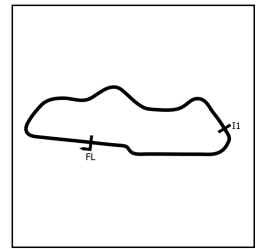
Weather / Track : Sunny / Dry

Donington Park National  
Circuit Length = 1.9790 miles  
Start: 14:09 Flag 14:21 End: 14:22

# BMCRC - MRO Championships 2021 - Rnd 5 @ Donington National

## BMCRC Rookie 600 & Rookie 1000

### RACE 14 - SECTOR ANALYSIS



SECTOR 1 = FL to I1, SECTOR 2 = I1 to FL, DIFF = Difference To Personal Best Lap, P = Crossed Finish Line in Pit Lane, D = Time Disallowed

P21 212 600 Matt PALLETT			Kawasaki ZX6R - In:timber			
IDEAL LAP TIME : 1:17.990		BEST LAP TIME : 1:18.226		DIFFERENCE : 0.236		
LAP	SECTOR 1	SECTOR 2	LAP TIME	MPH	DIFF	TIME OF DAY
1 -		27.929	2:10.415	54.63	52.189	14:11:29.073
2 -	51.457	27.779	1:19.236	89.91	1.010	14:12:48.309
3 -	51.167	27.659	1:18.826	90.38	0.600	14:14:07.135
4 -	51.323	27.400	1:18.723	90.50	0.497	14:15:25.858
5 -	51.318	27.329	1:18.647 (3)	90.59	0.421	14:16:44.505
6 -	<b>50.821</b>	27.476	1:18.297 (2)	90.99	0.071	14:18:02.802
7 -	52.036	27.360	1:19.396	89.73	1.170	14:19:22.198
8 -	51.057	<b>27.169</b>	<b>1:18.226 (1)</b>	<b>91.07</b>		<b>14:20:40.424</b>
9 -	51.400	27.295	1:18.695	90.53	0.469	14:21:59.119

P22 636 600 Matthew MILLS			Kawasaki ZX6R -			
IDEAL LAP TIME : 1:18.574		BEST LAP TIME : 1:18.700		DIFFERENCE : 0.126		
LAP	SECTOR 1	SECTOR 2	LAP TIME	MPH	DIFF	TIME OF DAY
1 -		27.880	2:14.018	53.16	55.318	14:11:32.676
2 -	51.430	27.299	1:18.729 (2)	90.49	0.029	14:12:51.405
3 -	51.461	<b>27.239</b>	<b>1:18.700 (1)</b>	<b>90.52</b>		<b>14:14:10.105</b>
4 -	<b>51.335</b>	28.264	1:19.599	89.50	0.899	14:15:29.704
5 -	51.496	27.976	1:19.472	89.64	0.772	14:16:49.176
6 -	51.475	27.394	1:18.869 (3)	90.33	0.169	14:18:08.045
7 -	51.920	27.634	1:19.554	89.55	0.854	14:19:27.599
8 -	52.051	27.679	1:19.730	89.35	1.030	14:20:47.329
9 -	52.306	27.827	1:20.133	88.91	1.433	14:22:07.462

P23 22 600 Matt GATHERCOLE			Kawasaki ZX6R - Ride In Bike Tyres			
IDEAL LAP TIME : 1:18.700		BEST LAP TIME : 1:18.708		DIFFERENCE : 0.008		
LAP	SECTOR 1	SECTOR 2	LAP TIME	MPH	DIFF	TIME OF DAY
1 -		<b>27.239</b>	2:11.649	54.11	52.941	14:11:30.307
2 -	52.033	27.440	1:19.473	89.64	0.765	14:12:49.780
3 -	51.899	27.364	1:19.263 (2)	89.88	0.555	14:14:09.043
4 -	52.505	28.227	1:20.732	88.25	2.024	14:15:29.775
5 -	52.385	28.119	1:20.504	88.50	1.796	14:16:50.279
6 -	51.684	27.759	1:19.443	89.68	0.735	14:18:09.722
7 -	51.907	27.881	1:19.788	89.29	1.080	14:19:29.510
8 -	51.743	27.574	1:19.317 (3)	89.82	0.609	14:20:48.827
9 -	<b>51.461</b>	27.247	<b>1:18.708 (1)</b>	<b>90.51</b>		<b>14:22:07.535</b>

P24 28 600 Craig BICKNELL			Yamaha R6 - On Point Security LTD			
IDEAL LAP TIME : 1:19.093		BEST LAP TIME : 1:19.093		DIFFERENCE : 0.000		
LAP	SECTOR 1	SECTOR 2	LAP TIME	MPH	DIFF	TIME OF DAY
1 -		28.252	2:13.892	53.21	54.799	14:11:32.550
2 -	52.351	27.582	1:19.933	89.13	0.840	14:12:52.483
3 -	51.735	27.566	1:19.301 (2)	89.84	0.208	14:14:11.784
4 -	52.137	27.686	1:19.823 (3)	89.25	0.730	14:15:31.607
5 -	52.632	27.677	1:20.309	88.71	1.216	14:16:51.916
6 -	51.963	27.901	1:19.864	89.20	0.771	14:18:11.780
7 -	52.507	27.640	1:20.147	88.89	1.054	14:19:31.927
8 -	<b>51.630</b>	<b>27.463</b>	<b>1:19.093 (1)</b>	<b>90.07</b>		<b>14:20:51.020</b>
9 -	52.129	28.102	1:20.231	88.80	1.138	14:22:11.251

Weather / Track : Sunny / Dry

Donington Park National  
Circuit Length = 1.9790 miles  
Start: 14:09 Flag 14:21 End: 14:22

# BMCRC - MRO Championships 2021 - Rnd 5 @ Donington National

## BMCRC Rookie 600 & Rookie 1000

### RACE 14 - SECTOR ANALYSIS



SECTOR 1 = FL to I1, SECTOR 2 = I1 to FL, DIFF = Difference To Personal Best Lap, P = Crossed Finish Line in Pit Lane, D = Time Disallowed

P25 686 600 Liam SPILLER			Yamaha R6 - LD Renovate Ltd			
IDEAL LAP TIME : 1:18.808		BEST LAP TIME : 1:18.976		DIFFERENCE : 0.168		
LAP	SECTOR 1	SECTOR 2	LAP TIME	MPH	DIFF	TIME OF DAY
1 -		28.706	2:13.995	53.17	55.019	14:11:32.653
2 -	53.097	27.718	1:20.815	88.15	1.839	14:12:53.468
3 -	51.955	27.910	1:19.865 (3)	89.20	0.889	14:14:13.333
4 -	52.016	28.320	1:20.336	88.68	1.360	14:15:33.669
5 -	<b>51.296</b>	27.680	<b>1:18.976 (1)</b>	<b>90.21</b>		<b>14:16:52.645</b>
6 -	52.198	27.766	1:19.964	89.09	0.988	14:18:12.609
7 -	52.051	27.761	1:19.812 (2)	89.26	0.836	14:19:32.421
8 -	52.970	<b>27.512</b>	1:20.482	88.52	1.506	14:20:52.903
9 -	51.835	28.054	1:19.889	89.18	0.913	14:22:12.792

P26 62 600 Oliver NUNN			Yamaha R6 - Intertechnic UK & STVL			
IDEAL LAP TIME : 1:19.240		BEST LAP TIME : 1:19.603		DIFFERENCE : 0.363		
LAP	SECTOR 1	SECTOR 2	LAP TIME	MPH	DIFF	TIME OF DAY
1 -		27.635	2:12.558	53.74	52.955	14:11:31.216
2 -	<b>51.770</b>	27.833	<b>1:19.603 (1)</b>	<b>89.50</b>		<b>14:12:50.819</b>
3 -	52.417	<b>27.470</b>	1:19.887 (2)	89.18	0.284	14:14:10.706
4 -	52.023	28.105	1:20.128	88.91	0.525	14:15:30.834
5 -	52.077	27.928	1:20.005	89.05	0.402	14:16:50.839
6 -	52.153	27.991	1:20.144	88.89	0.541	14:18:10.983
7 -	53.066	28.221	1:21.287	87.64	1.684	14:19:32.270
8 -	52.665	27.599	1:20.264	88.76	0.661	14:20:52.534
9 -	51.945	27.998	1:19.943 (3)	89.12	0.340	14:22:12.477

P27 371 600 Billy HUTCHINGS			Yamaha R6 -			
IDEAL LAP TIME : 1:20.311		BEST LAP TIME : 1:20.311		DIFFERENCE : 0.000		
LAP	SECTOR 1	SECTOR 2	LAP TIME	MPH	DIFF	TIME OF DAY
1 -		28.814	2:16.115	52.34	55.804	14:11:34.773
2 -	54.041	28.797	1:22.838	86.00	2.527	14:12:57.611
3 -	53.571	28.313	1:21.884	87.00	1.573	14:14:19.495
4 -	52.472	28.215	1:20.687 (2)	88.29	0.376	14:15:40.182
5 -	53.455	28.548	1:22.003	86.88	1.692	14:17:02.185
6 -	<b>52.324</b>	<b>27.987</b>	<b>1:20.311 (1)</b>	<b>88.71</b>		<b>14:18:22.496</b>
7 -	53.367	28.508	1:21.875	87.01	1.564	14:19:44.371
8 -	53.400	28.740	1:22.140	86.73	1.829	14:21:06.511
9 -	53.066	28.603	1:21.669 (3)	87.23	1.358	14:22:28.180

P28 41 600 Daniel NURRISH			Yamaha R6 - Dcn Autobody			
IDEAL LAP TIME : 1:22.867		BEST LAP TIME : 1:23.111		DIFFERENCE : 0.244		
LAP	SECTOR 1	SECTOR 2	LAP TIME	MPH	DIFF	TIME OF DAY
1 -		28.696	2:15.550	52.56	52.439	14:11:34.208
2 -	54.339	28.956	1:23.295 (2)	85.53	0.184	14:12:57.503
3 -	54.755	28.860	1:23.615	85.20	0.504	14:14:21.118
4 -	<b>54.245</b>	28.866	<b>1:23.111 (1)</b>	<b>85.72</b>		<b>14:15:44.229</b>
5 -	54.798	28.757	1:23.555 (3)	85.26	0.444	14:17:07.784
6 -	55.449	<b>28.622</b>	1:24.071	84.74	0.960	14:18:31.855
7 -	55.556	29.095	1:24.651	84.16	1.540	14:19:56.506
8 -	55.486	28.838	1:24.324	84.49	1.213	14:21:20.830
9 -	55.616	29.061	1:24.677	84.13	1.566	14:22:45.507

Weather / Track : Sunny / Dry

Donington Park National  
Circuit Length = 1.9790 miles  
Start: 14:09 Flag 14:21 End: 14:22

# BMCRC - MRO Championships 2021 - Rnd 5 @ Donington National

## BMCRC Rookie 600 & Rookie 1000

### RACE 14 - SECTOR ANALYSIS



SECTOR 1 = FL to I1, SECTOR 2 = I1 to FL, DIFF = Difference To Personal Best Lap, P = Crossed Finish Line in Pit Lane, D = Time Disallowed

P29 63 600 Robert BUSH		Suzuki GSXR 600 - Legacy Racing				
IDEAL LAP TIME : 1:32.126		BEST LAP TIME : 1:32.169		DIFFERENCE : 0.043		
LAP	SECTOR 1	SECTOR 2	LAP TIME	MPH	DIFF	TIME OF DAY
1 -		32.457	2:27.157	48.41	54.988	14:11:45.815
2 -	1:01.534	<b>31.502</b>	1:33.036 (3)	76.57	0.867	14:13:18.851
3 -	1:01.710	31.671	1:33.381	76.29	1.212	14:14:52.232
4 -	1:00.727	31.942	1:32.669 (2)	76.88	0.500	14:16:24.901
5 -	1:03.703	31.684	1:35.387	74.69	3.218	14:18:00.288
6 -	1:01.860	32.404	1:34.264	75.58	2.095	14:19:34.552
7 -	<b>1:00.624</b>	31.545	<b>1:32.169 (1)</b>	<b>77.29</b>		<b>14:21:06.721</b>
8 -	1:01.449	31.995	1:33.444	76.24	1.275	14:22:40.165

P30 222 1000 Phil ROOKE		KAWASAKI ZX10R - CLEARWAY TRAFFIC SOLUTIONS				
IDEAL LAP TIME : 1:16.114		BEST LAP TIME : 1:16.700		DIFFERENCE : 0.586		
LAP	SECTOR 1	SECTOR 2	LAP TIME	MPH	DIFF	TIME OF DAY
1 -		26.961	1:21.685	87.22	4.985	14:10:40.343
2 -	<b>49.808</b>	26.892	<b>1:16.700 (1)</b>	<b>92.88</b>		<b>14:11:57.043</b>
3 -	50.896	<b>26.306</b>	1:17.202	92.28	0.502	14:13:14.245
4 -	50.324	26.713	1:17.037 (2)	92.48	0.337	14:14:31.282
5 -	50.649	26.441	1:17.090 (3)	92.41	0.390	14:15:48.372
6 -	51.529	26.657	1:18.186	91.12	1.486	14:17:06.558
7 -	51.142	27.086	1:18.228	91.07	1.528	14:18:24.786
8 -	52.617	27.980	1:20.597	88.39	3.897	14:19:45.383
9 -	53.582	IN PIT	1:27.135 P	81.76	10.435	14:21:12.518

P31 42 600 Kai EVANS		Suzuki GSXR 600 - CBS Ltd Construction and Engineering				
IDEAL LAP TIME : 1:27.321		BEST LAP TIME : 1:27.321		DIFFERENCE : 0.000		
LAP	SECTOR 1	SECTOR 2	LAP TIME	MPH	DIFF	TIME OF DAY
1 -		30.669	2:20.030	50.87	52.709	14:11:38.688
2 -	<b>57.020</b>	<b>30.301</b>	<b>1:27.321 (1)</b>	<b>81.59</b>		<b>14:13:06.009</b>
3 -	57.511	30.712	1:28.223 (2)	80.75	0.902	14:14:34.232
4 -	58.911	31.171	1:30.082	79.09	2.761	14:16:04.314
5 -	58.919	30.546	1:29.465 (3)	79.63	2.144	14:17:33.779
6 -	59.576	31.153	1:30.729	78.52	3.408	14:19:04.508
7 -	1:03.117	IN PIT	1:42.899 P	69.23	15.578	14:20:47.407

P32 66 1000 Jonny HILL		Honda CBR1000 RR - Michael J Lonsdale Group				
IDEAL LAP TIME : 1:20.385		BEST LAP TIME : 1:20.385		DIFFERENCE : 0.000		
LAP	SECTOR 1	SECTOR 2	LAP TIME	MPH	DIFF	TIME OF DAY
1 -		27.546	1:44.143	68.41	23.758	14:11:02.801
2 -	<b>52.965</b>	<b>27.420</b>	<b>1:20.385 (1)</b>	<b>88.63</b>		<b>14:12:23.186</b>
3 -	53.287	27.549	1:20.836 (3)	88.13	0.451	14:13:44.022
4 -	52.976	27.833	1:20.809 (2)	88.16	0.424	14:15:04.831
5 -	53.380	27.809	1:21.189	87.75	0.804	14:16:26.020
6 -	55.588	IN PIT	1:56.619 P	61.09	36.234	14:18:22.639

Weather / Track : Sunny / Dry

Donington Park National  
 Circuit Length = 1.9790 miles  
 Start: 14:09 Flag 14:21 End: 14:22



# BMCRC - MRO Championships 2021 - Rnd 5 @ Donington National

## BMCRC Rookie 600 & Rookie 1000

### RACE 14 - BEST SECTORS

SECTOR 1			SECTOR 2			IDEAL / BEST COMPARISON						
POS	NO	NAME	TIME	NO	NAME	TIME	POS	NO	NAME	IDEAL	BEST	DIFF
									<b>PERFECT LAP</b>	<b>1:12.729</b>		
1	19	GRANT	47.660	53	McGLYNN	25.069	1	19	GRANT	1:12.844	1:12.956	0.112
2	110	CLARKE	47.936	19	GRANT	25.184	2	53	McGLYNN	1:13.007	1:13.007	0.000
3	53	McGLYNN	47.938	110	CLARKE	25.252	3	110	CLARKE	1:13.188	1:13.570	0.382
4	100	HUNTER	48.106	100	HUNTER	25.616	4	100	HUNTER	1:13.722	1:13.914	0.192
5	200	BURNHAM	48.522	508	McFADDEN	25.677	5	200	BURNHAM	1:14.527	1:14.708	0.181
6	51	CLARKE	49.113	91	HARRISON	25.733	6	51	CLARKE	1:14.989	1:15.211	0.222
7	501	COID	49.180	51	CLARKE	25.876	7	508	McFADDEN	1:15.087	1:15.087	0.000
8	508	McFADDEN	49.410	200	BURNHAM	26.005	8	91	HARRISON	1:15.322	1:15.664	0.342
9	91	HARRISON	49.589	300	CARPENTER	26.140	9	501	COID	1:15.428	1:15.428	0.000
10	300	CARPENTER	49.605	501	COID	26.248	10	300	CARPENTER	1:15.745	1:15.841	0.096
11	23	IRWIN	49.612	222	ROOKE	26.306	11	23	IRWIN	1:15.925	1:15.925	0.000
12	32	FINLAYSON-GREEN	49.645	23	IRWIN	26.313	12	32	FINLAYSON-GREEN	1:15.970	1:16.164	0.194
13	222	ROOKE	49.808	32	FINLAYSON-GREEN	26.325	13	222	ROOKE	1:16.114	1:16.700	0.586
14	35	WARD	49.890	61	LEWIS	26.642	14	35	WARD	1:16.623	1:16.906	0.283
15	179	GARNER	50.117	35	WARD	26.733	15	179	GARNER	1:16.879	1:17.337	0.458
16	61	LEWIS	50.598	179	GARNER	26.762	16	61	LEWIS	1:17.240	1:17.240	0.000
17	212	PALLET	50.821	180	OVEL	26.764	17	180	OVEL	1:17.692	1:17.757	0.065
18	180	OVEL	50.928	147	SKEVINGTON	27.020	18	212	PALLET	1:17.990	1:18.226	0.236
19	107	WILLIAMSON	51.168	212	PALLET	27.169	19	147	SKEVINGTON	1:18.411	1:18.691	0.280
20	686	SPILLER	51.296	636	MILLS	27.239	20	107	WILLIAMSON	1:18.449	1:18.661	0.212
21	636	MILLS	51.335	22	GATHERCOLE	27.239	21	636	MILLS	1:18.574	1:18.700	0.126
22	147	SKEVINGTON	51.391	107	WILLIAMSON	27.281	22	45	SMITH	1:18.698	1:18.770	0.072
23	45	SMITH	51.403	45	SMITH	27.295	23	22	GATHERCOLE	1:18.700	1:18.708	0.008
24	22	GATHERCOLE	51.461	66	HILL	27.420	24	686	SPILLER	1:18.808	1:18.976	0.168
25	28	BICKNELL	51.630	28	BICKNELL	27.463	25	28	BICKNELL	1:19.093	1:19.093	0.000
26	62	NUNN	51.770	62	NUNN	27.470	26	62	NUNN	1:19.240	1:19.603	0.363
27	888	FAGG	51.832	888	FAGG	27.496	27	888	FAGG	1:19.328	1:19.331	0.003
28	371	HUTCHINGS	52.324	686	SPILLER	27.512	28	371	HUTCHINGS	1:20.311	1:20.311	0.000
29	66	HILL	52.965	371	HUTCHINGS	27.987	29	66	HILL	1:20.385	1:20.385	0.000
30	41	NURRISH	54.245	41	NURRISH	28.622	30	41	NURRISH	1:22.867	1:23.111	0.244
31	42	EVANS	57.020	42	EVANS	30.301	31	42	EVANS	1:27.321	1:27.321	0.000
32	63	BUSH	1:00.624	63	BUSH	31.502	32	63	BUSH	1:32.126	1:32.169	0.043

Weather / Track : Sunny / Dry

Results can be found at [www.tsl-timing.com](http://www.tsl-timing.com)

Donington Park National  
Circuit Length = 1.9790 miles  
Start: 14:09 Flag 14:21 End: 14:22

Printed - 14:23 Sunday, 05 September 2021

# BMCRC - MRO Championships 2021 - Rnd 5 @ Donington National

## BMCRC Rookie 600 & Rookie 1000

### RACE 14 - STATISTICS

**Competitors Started** 32  
**Planned Start** 2021-09-05 @ 14:40:00.000  
**Actual Start** 2021-09-05 @ 14:09:18.658  
**Finish Time** 2021-09-05 @ 14:21:43.640  
**Track Length** 1.9790mi.  
**Total Laps** 299  
**Total Distance Covered** 591.7411mi.

#### Session Fastest Lap History

NO	CL	NAME	LAP TIME	TIME OF DAY	LAP	VEHICLE
110	1000	Michael CLARKE	1:13.718	14:11:49.711	2	Yamaha R1
53	1000	Seamus McGLYNN	1:13.007	14:11:50.197	2	Yamaha R1
19	1000	Lee GRANT	1:12.956	14:21:44.465	10	Yamaha R1M

#### Session Leader History

NO	CL	NAME	FROM LAP	LAPS LED	DISTANCE	VEHICLE
110	1000	Michael CLARKE	1	2	3.92 miles	Yamaha R1
53	1000	Seamus McGLYNN	3	2	3.95 miles	Yamaha R1
110	1000	Michael CLARKE	5	1	1.97 miles	Yamaha R1
53	1000	Seamus McGLYNN	6	5	9.89 miles	Yamaha R1

#### Flag History

TYPE	TIME OF DAY
GREEN	14:09:18.658
FINISH	14:21:43.640

#### Flag Statistics

TYPE	COUNT	TOTAL LAPS	TOTAL TIME
Green	1	10	13:39.704
Red	0	0	0.000
Safety Car	0	0	0.000
FCY	0	0	0.000

# BMCRC - MRO Championships 2021 - Rnd 5 @ Donington National

## BMCRC Rookie 600 & Rookie 1000

### RACE 14 - STATISTICS

**CLASS : 1000**

16 Starters

#### Fastest Lap History

NO	NAME	LAP TIME	TIME OF DAY	LAP	VEHICLE
110	Michael CLARKE	1:13.718	14:11:49.711	2	Yamaha R1
53	Seamus McGLYNN	1:13.007	14:11:50.197	2	Yamaha R1
19	Lee GRANT	1:12.956	14:21:44.465	10	Yamaha R1M

#### Leader History

NO	NAME	FROM LAP	LAPS LED	DISTANCE	VEHICLE
110	Michael CLARKE	1	2	3.92 miles	Yamaha R1
53	Seamus McGLYNN	3	2	3.95 miles	Yamaha R1
110	Michael CLARKE	5	1	1.97 miles	Yamaha R1
53	Seamus McGLYNN	6	5	9.89 miles	Yamaha R1

# BMCRC - MRO Championships 2021 - Rnd 5 @ Donington National

## BMCRC Rookie 600 & Rookie 1000

### RACE 14 - STATISTICS

**CLASS : 600**

16 Starters

#### Fastest Lap History

NO	NAME	LAP TIME	TIME OF DAY	LAP	VEHICLE
200	Dan BURNHAM	1:14.761	14:12:39.784	2	Triumph DAYTONA 675
200	Dan BURNHAM	1:14.708	14:20:11.685	8	Triumph DAYTONA 675

#### Leader History

NO	NAME	FROM LAP	LAPS LED	DISTANCE	VEHICLE
200	Dan BURNHAM	1	10	19.75 miles	Triumph DAYTONA 675

BMCRC-MRO Championships 2021



**RKB-F1**  
**MOTORSPORT**



# RKB MOTORSPORT / BREITENBACH RENNSPORT F1 & F2 SIDECARS

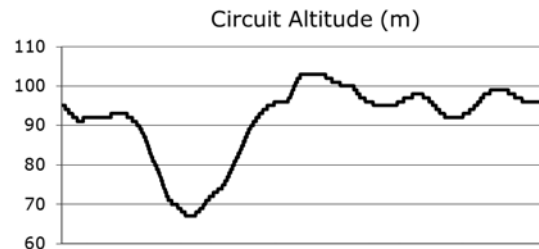
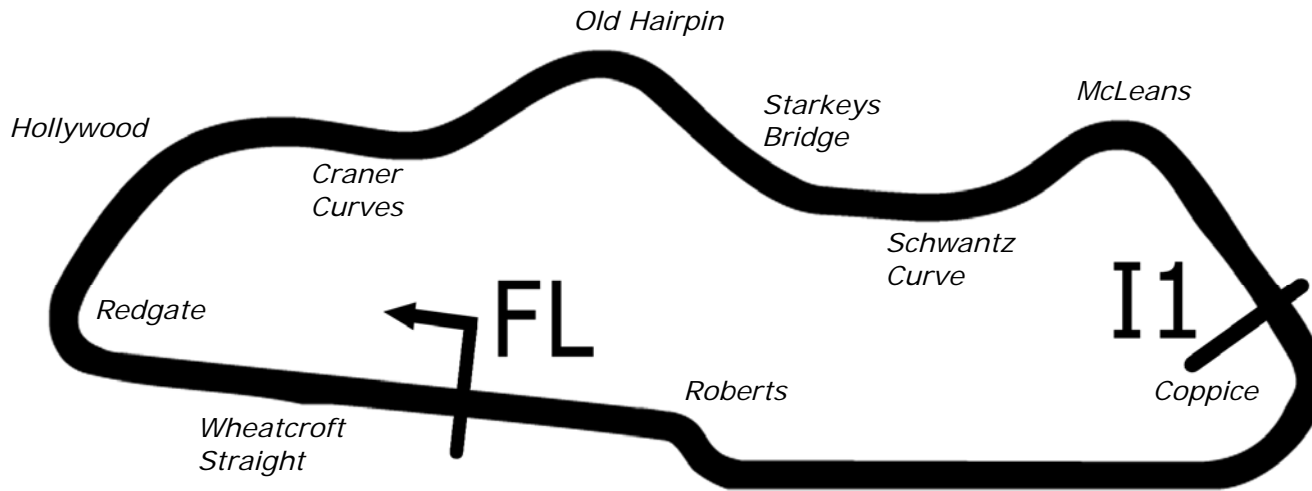
Donington Park National

4<sup>th</sup> / 5<sup>th</sup> September 2021



Results Provided by Timing Solutions Ltd  
[www.tsl-timing.com](http://www.tsl-timing.com)

# Donington Park National



Length	1.9790 miles	3185.0 m	
FL		52.82971 N	1.37867 W
I1	2096m	52.82978 N	1.36508 W
Pit Entry	3100m	52.82951 N	1.37832 W
Pit Exit	229m after FL	52.82996 N	1.38205 W
Pit Entry–Pit Exit 256m, 18.4s @50kph, 15.3s @60kph			

All results available at [www.tsl-timing.com](http://www.tsl-timing.com)

### BMCRC - MRO Championships 2021 - Rnd 5 @ Donington National

### BMCRC-RKB F1 & F2 Sidecars

### QUALIFYING - CLASSIFICATION

POS	NO	CL	PIC NAME	ENTRY	TIME	ON	LAPS	GAP	DIFF	MPH
1	4	F1	1 MOLYNEUX / SAYLE	KTM 890 R - A&J racing	1:15.638	5	6			94.19
2	7	F1	2 CROWE / CROWE	LCR Yamaha - hcr hudspeth flooring	1:16.859	3	3	1.221	1.221	92.69
3	25	F2	1 GIBSON / GIBSON	Shelbourne Suzuki - GDM	1:17.804	10	10	2.166	0.945	91.57
4	27	F1	3 KIRBY / KIRBY	ARS Yamaha - KRT	1:17.828	5	10	2.190	0.024	91.54
5	12	F2	2 JACKSON / ROBERTS	DMR Suzuki -	1:18.339	9	9	2.701	0.511	90.94
6	73	F2	3 GOODIER / STONE	LCR - Rowtec ltd	1:19.201	8	10	3.563	0.862	89.95
7	62	F1	4 WRIGHT / BAILEY	Ryde Yamaha - Stainless Steel Designs Ltd.	1:19.349	4	5	3.711	0.148	89.78
8	118	F1	5 BICKNELL / ENSOR	LCR Kawasaki -	1:19.947	4	5	4.309	0.598	89.11
9	117	F1	6 POTTINGER / DODD	LCR Yamaha - GB Precision Eng/Opal Fabrication	1:20.647	8	9	5.009	0.700	88.34
10	37	F2	4 MORPHET/ REILLY	LCR Suzuki -	1:21.140	8	9	5.502	0.493	87.80
11	44	F2	5 KING / SIGSWORTH	Lumley Ireson - T E Solutions uk	1:21.171	4	5	5.533	0.031	87.77
12	84	F2	6 COSTELLO / WHEELER	LCR Kawasaki - FROG PROPERTY DEVELOPMENT	1:22.316	6	9	6.678	1.145	86.55
13	16	F2	7 BUMFREY/ HOPE	LCR Suzuki -	1:23.091	4	8	7.453	0.775	85.74
14	121	F1	7 LAWRENCE / HUGHES	LCR Yamaha - highfield transport, JHM autos	1:23.134	8	9	7.496	0.043	85.70
15	61	F1	8 FORREST / McCAULEY	Wrinn/Taylor Yamaha - Tweedvale Motorcycles	1:26.145	5	6	10.507	3.011	82.70
16	36	F2	8 QUIRK / SCHOFIELD	Ireson Suzuki -	1:26.643	6	8	11.005	0.498	82.22
17	156	F2	9 DELAMARRE / SKINNER	Lumley Engineering - Lumley Engineering	1:26.910	3	7	11.272	0.267	81.97
18	5	F2	10 TAYLOR / HART	Suzuki -	1:27.244	7	8	11.606	0.334	81.66
19	46	F2	11 SAUNDERS / HODGSON	Baker Hybrid Honda -	1:28.080	2	2	12.442	0.836	80.88
20	67	F1	9 JEFFREY / FIELD	Windle - MJP racing	1:28.378	8	8	12.740	0.298	80.61
21	8	F1	10 TAMPIN / TAYLOR	Honda - n/a myself	1:29.414	3	6	13.776	1.036	79.68
22	167	F2	12 PETTMAN / SAUNDERS	Windle Yamaha - Wintec Racing	1:29.979	5	8	14.341	0.565	79.18
23	66	F2	13 LUMLEY / MORALEE	Lumley Engineering Kawasaki - Lumley Engineering ltd	1:30.742	6	8	15.104	0.763	78.51
24	136	F1	11 EDWARDS / EDWARDS	LCR F1 Suzuki - ECONOMY HEATING SERVICES	1:45.159	2	2	29.521	14.417	67.75

Weather / Track : Cloudy / Dry

These results are provisional until the conclusion of any judicial and technical matters.

Donington Park National

Circuit Length = 1.9790 miles

Start: 10:48 Flag 11:01 End: 11:03

Clerk Of Course :	Stewards :	Timekeeper :
-------------------	------------	--------------

Results can be found at [www.tsl-timing.com](http://www.tsl-timing.com)

Printed - 11:03 Saturday, 04 September 2021



# BMCRC - MRO Championships 2021 - Rnd 5 @ Donington National

## BMCRC-RKB F1 & F2 Sidecars

### QUALIFYING - SECTOR ANALYSIS



SECTOR 1 = FL to I1, SECTOR 2 = I1 to FL, DIFF = Difference To Personal Best Lap, P = Crossed Finish Line in Pit Lane, D = Time Disallowed

P1		4 F1		MOLYNEUX / SAYLE		KTM 890 R - A&J racing	
IDEAL LAP TIME : 1:15.638		BEST LAP TIME : 1:15.638		DIFFERENCE : 0.000			
LAP	SECTOR 1	SECTOR 2	LAP TIME	MPH	DIFF	TIME OF DAY	
1 -	OUTLAP	28.806	1:58.701	60.02	43.063	10:54:23.837	
2 -	54.069	27.326	1:21.395	87.53	5.757	10:55:45.232	
3 -	50.587	27.715	1:18.302 (3)	90.98	2.664	10:57:03.534	
4 -	50.648	26.943	1:17.591 (2)	91.82	1.953	10:58:21.125	
5 -	<b>49.005</b>	<b>26.633</b>	<b>1:15.638 (1)</b>	<b>94.19</b>		<b>10:59:36.763</b>	
6 -	53.956	IN PIT	1:28.736 P	80.29	13.098	11:01:05.499	

P2		7 F1		CROWE / CROWE		LCR Yamaha - hcr hudspeth flooring	
IDEAL LAP TIME : 1:16.765		BEST LAP TIME : 1:16.859		DIFFERENCE : 0.094			
LAP	SECTOR 1	SECTOR 2	LAP TIME	MPH	DIFF	TIME OF DAY	
1 -	54.524	27.525	1:22.049 (3)	86.83	5.190	10:50:43.500	
2 -	51.022	<b>26.774</b>	1:17.796 (2)	91.58	0.937	10:52:01.296	
3 -	<b>49.991</b>	26.868	<b>1:16.859 (1)</b>	<b>92.69</b>		<b>10:53:18.155</b>	

P3		25 F2		GIBSON / GIBSON		Shelbourne Suzuki - GDM	
IDEAL LAP TIME : 1:17.804		BEST LAP TIME : 1:17.804		DIFFERENCE : 0.000			
LAP	SECTOR 1	SECTOR 2	LAP TIME	MPH	DIFF	TIME OF DAY	
1 -	56.365	29.097	1:25.462	83.36	7.658	10:50:41.951	
2 -	52.327	27.757	1:20.084	88.96	2.280	10:52:02.035	
3 -	52.084	27.580	1:19.664	89.43	1.860	10:53:21.699	
4 -	52.065	27.372	1:19.437	89.68	1.633	10:54:41.136	
5 -	51.498	28.082	1:19.580	89.52	1.776	10:56:00.716	
6 -	51.326	27.721	1:19.047 (3)	90.13	1.243	10:57:19.763	
7 -	51.050	27.509	1:18.559 (2)	90.69	0.755	10:58:38.322	
8 -	51.656	28.357	1:20.013	89.04	2.209	10:59:58.335	
9 -	52.902	28.490	1:21.392	87.53	3.588	11:01:19.727	
10 -	<b>50.660</b>	<b>27.144</b>	<b>1:17.804 (1)</b>	<b>91.57</b>		<b>11:02:37.531</b>	

P4		27 F1		KIRBY / KIRBY		ARS Yamaha - KRT	
IDEAL LAP TIME : 1:17.828		BEST LAP TIME : 1:17.828		DIFFERENCE : 0.000			
LAP	SECTOR 1	SECTOR 2	LAP TIME	MPH	DIFF	TIME OF DAY	
1 -	56.573	28.115	1:24.688	84.12	6.860	10:50:41.370	
2 -	51.086	28.306	1:19.392	89.74	1.564	10:52:00.762	
3 -	52.568	27.553	1:20.121	88.92	2.293	10:53:20.883	
4 -	50.567	27.533	1:18.100 (2)	91.22	0.272	10:54:38.983	
5 -	<b>50.392</b>	<b>27.436</b>	<b>1:17.828 (1)</b>	<b>91.54</b>		<b>10:55:56.811</b>	
6 -	53.096	27.584	1:20.680	88.30	2.852	10:57:17.491	
7 -	51.200	27.927	1:19.127	90.04	1.299	10:58:36.618	
8 -	53.069	28.297	1:21.366	87.56	3.538	10:59:57.984	
9 -	52.931	29.377	1:22.308	86.56	4.480	11:01:20.292	
10 -	50.721	27.579	1:18.300 (3)	90.99	0.472	11:02:38.592	

P5		12 F2		JACKSON / ROBERTS		DMR Suzuki -	
IDEAL LAP TIME : 1:18.339		BEST LAP TIME : 1:18.339		DIFFERENCE : 0.000			
LAP	SECTOR 1	SECTOR 2	LAP TIME	MPH	DIFF	TIME OF DAY	
1 -	56.692	29.999	1:26.691	82.18	8.352	10:50:45.966	
2 -	54.665	28.978	1:23.643	85.17	5.304	10:52:09.609	
3 -	53.808	28.424	1:22.232	86.64	3.893	10:53:31.841	
4 -	52.997	28.075	1:21.072 (3)	87.88	2.733	10:54:52.913	
5 -	52.730	28.510	1:21.240	87.69	2.901	10:56:14.153	
6 -	51.763	28.036	1:19.799 (2)	89.28	1.460	10:57:33.952	
7 -	51.626	30.329	1:21.955	86.93	3.616	10:58:55.907	
8 -	57.222	28.811	1:26.033	82.81	7.694	11:00:21.940	
9 -	<b>50.663</b>	<b>27.676</b>	<b>1:18.339 (1)</b>	<b>90.94</b>		<b>11:01:40.279</b>	

Weather / Track : Cloudy / Dry

Donington Park National  
Circuit Length = 1.9790 miles  
Start: 10:48 Flag 11:01 End: 11:03



# BMCRC - MRO Championships 2021 - Rnd 5 @ Donington National

## BMCRC-RKB F1 & F2 Sidecars

### QUALIFYING - SECTOR ANALYSIS



SECTOR 1 = FL to I1, SECTOR 2 = I1 to FL, DIFF = Difference To Personal Best Lap, P = Crossed Finish Line in Pit Lane, D = Time Disallowed

P6 73 F2 GOODIER / STONE			LCR - Rowtec Ltd			
IDEAL LAP TIME : 1:19.201		BEST LAP TIME : 1:19.201		DIFFERENCE : 0.000		
LAP	SECTOR 1	SECTOR 2	LAP TIME	MPH	DIFF	TIME OF DAY
1 -	56.363	28.977	1:25.340	83.48	6.139	10:50:43.393
2 -	52.843	28.785	1:21.628	87.28	2.427	10:52:05.021
3 -	52.851	28.967	1:21.818	87.07	2.617	10:53:26.839
4 -	52.607	28.540	1:21.147	87.79	1.946	10:54:47.986
5 -	52.603	28.368	1:20.971	87.99	1.770	10:56:08.957
6 -	52.423	28.076	1:20.499 (3)	88.50	1.298	10:57:29.456
7 -	52.607	28.229	1:20.836	88.13	1.635	10:58:50.292
8 -	<b>51.368</b>	<b>27.833</b>	<b>1:19.201 (1)</b>	<b>89.95</b>		<b>11:00:09.493</b>
9 -	51.598	27.916	1:19.514 (2)	89.60	0.313	11:01:29.007
10 -	52.624	34.667	1:27.291	81.61	8.090	11:02:56.298

P7 62 F1 WRIGHT / BAILEY			Ryde Yamaha - Stainless Steel Designs Ltd.			
IDEAL LAP TIME : 1:19.136		BEST LAP TIME : 1:19.349		DIFFERENCE : 0.213		
LAP	SECTOR 1	SECTOR 2	LAP TIME	MPH	DIFF	TIME OF DAY
1 -	54.445	28.608	1:23.053	85.78	3.704	10:50:39.903
2 -	52.226	28.558	1:20.784 (3)	88.19	1.435	10:52:00.687
3 -	52.323	28.319	1:20.642 (2)	88.34	1.293	10:53:21.329
4 -	51.661	<b>27.688</b>	<b>1:19.349 (1)</b>	<b>89.78</b>		<b>10:54:40.678</b>
5 -	<b>51.448</b>	IN PIT	1:24.930 P	83.88	5.581	10:56:05.608

P8 118 F1 BICKNELL / ENSOR			LCR Kawasaki -			
IDEAL LAP TIME : 1:19.947		BEST LAP TIME : 1:19.947		DIFFERENCE : 0.000		
LAP	SECTOR 1	SECTOR 2	LAP TIME	MPH	DIFF	TIME OF DAY
1 -	58.770	29.919	1:28.689	80.33	8.742	10:50:52.751
2 -	54.726	28.775	1:23.501 (3)	85.32	3.554	10:52:16.252
3 -	52.817	28.853	1:21.670 (2)	87.23	1.723	10:53:37.922
4 -	<b>51.980</b>	<b>27.967</b>	<b>1:19.947 (1)</b>	<b>89.11</b>		<b>10:54:57.869</b>
5 -	52.563	32.744	1:25.307	83.51	5.360	10:56:23.176

P9 117 F1 POTTINGER / DODD			LCR Yamaha - GB Precision Eng/Opal Fabrication			
IDEAL LAP TIME : 1:20.477		BEST LAP TIME : 1:20.647		DIFFERENCE : 0.170		
LAP	SECTOR 1	SECTOR 2	LAP TIME	MPH	DIFF	TIME OF DAY
1 -	1:04.388	33.533	1:37.921	72.75	17.274	10:51:15.025
2 -	58.983	29.071	1:28.054	80.91	7.407	10:52:43.079
3 -	55.650	29.373	1:25.023	83.79	4.376	10:54:08.102
4 -	56.864	28.183	1:25.047	83.77	4.400	10:55:33.149
5 -	53.031	<b>27.985</b>	1:21.016	87.94	0.369	10:56:54.165
6 -	52.720	28.031	1:20.751 (2)	88.22	0.104	10:58:14.916
7 -	<b>52.492</b>	28.263	1:20.755 (3)	88.22	0.108	10:59:35.671
8 -	52.496	28.151	<b>1:20.647 (1)</b>	<b>88.34</b>		<b>11:00:56.318</b>
9 -	57.532	32.994	1:30.526	78.70	9.879	11:02:26.844

P10 37 F2 MORPHET/ REILLY			LCR Suzuki -			
IDEAL LAP TIME : 1:21.140		BEST LAP TIME : 1:21.140		DIFFERENCE : 0.000		
LAP	SECTOR 1	SECTOR 2	LAP TIME	MPH	DIFF	TIME OF DAY
1 -	1:03.487	31.700	1:35.187	74.84	14.047	10:51:12.776
2 -	58.223	30.607	1:28.830	80.20	7.690	10:52:41.606
3 -	56.173	30.457	1:26.630	82.24	5.490	10:54:08.236
4 -	57.183	29.243	1:26.426	82.43	5.286	10:55:34.662
5 -	55.225	29.221	1:24.446	84.36	3.306	10:56:59.108
6 -	52.947	28.929	1:21.876 (3)	87.01	0.736	10:58:20.984
7 -	53.581	29.251	1:22.832	86.01	1.692	10:59:43.816
8 -	<b>52.573</b>	<b>28.567</b>	<b>1:21.140 (1)</b>	<b>87.80</b>		<b>11:01:04.956</b>
9 -	52.843	28.713	1:21.556 (2)	87.35	0.416	11:02:26.512

Weather / Track : Cloudy / Dry

Donington Park National  
Circuit Length = 1.9790 miles  
Start: 10:48 Flag 11:01 End: 11:03

# BMCRC - MRO Championships 2021 - Rnd 5 @ Donington National

## BMCRC-RKB F1 & F2 Sidecars

### QUALIFYING - SECTOR ANALYSIS



SECTOR 1 = FL to I1, SECTOR 2 = I1 to FL, DIFF = Difference To Personal Best Lap, P = Crossed Finish Line in Pit Lane, D = Time Disallowed

P11 44 F2 KING / SIGSWORTH		Lumley Ireson - T E Solutions uk				
IDEAL LAP TIME : 1:21.171		BEST LAP TIME : 1:21.171		DIFFERENCE : 0.000		
LAP	SECTOR 1	SECTOR 2	LAP TIME	MPH	DIFF	TIME OF DAY
1 -	58.460	30.544	1:29.004	80.04	7.833	10:50:59.106
2 -	53.916	29.032	1:22.948	85.89	1.777	10:52:22.054
3 -	53.155	28.978	1:22.133 (3)	86.74	0.962	10:53:44.187
4 -	<b>52.712</b>	<b>28.459</b>	<b>1:21.171 (1)</b>	<b>87.77</b>		<b>10:55:05.358</b>
5 -	53.356	28.767	1:22.123 (2)	86.75	0.952	10:56:27.481

P12 84 F2 COSTELLO / WHEELER		LCR Kawasaki - FROG PROPERTY DEVELOPMENTS LTD				
IDEAL LAP TIME : 1:22.316		BEST LAP TIME : 1:22.316		DIFFERENCE : 0.000		
LAP	SECTOR 1	SECTOR 2	LAP TIME	MPH	DIFF	TIME OF DAY
1 -	1:03.242	31.506	1:34.748	75.19	12.432	10:51:11.567
2 -	55.998	29.644	1:25.642	83.19	3.326	10:52:37.209
3 -	56.487	29.796	1:26.283	82.57	3.967	10:54:03.492
4 -	54.959	29.195	1:24.154	84.66	1.838	10:55:27.646
5 -	54.206	28.903	1:23.109	85.72	0.793	10:56:50.755
6 -	<b>53.604</b>	<b>28.712</b>	<b>1:22.316 (1)</b>	<b>86.55</b>		<b>10:58:13.071</b>
7 -	53.849	28.972	1:22.821 (2)	86.02	0.505	10:59:35.892
8 -	54.084	28.912	1:22.996 (3)	85.84	0.680	11:00:58.888
9 -	55.318	30.472	1:25.790	83.04	3.474	11:02:24.678

P13 16 F2 BUMFREY/ HOPE		LCR Suzuki -				
IDEAL LAP TIME : 1:22.765		BEST LAP TIME : 1:23.091		DIFFERENCE : 0.326		
LAP	SECTOR 1	SECTOR 2	LAP TIME	MPH	DIFF	TIME OF DAY
1 -	59.574	30.538	1:30.112	79.06	7.021	10:50:51.712
2 -	55.002	29.359	1:24.361	84.45	1.270	10:52:16.073
3 -	55.220	29.034	1:24.254	84.56	1.163	10:53:40.327
4 -	53.911	29.180	<b>1:23.091 (1)</b>	<b>85.74</b>		<b>10:55:03.418</b>
5 -	54.123	29.017	1:23.140 (2)	85.69	0.049	10:56:26.558
6 -	54.783	<b>28.882</b>	1:23.665 (3)	85.15	0.574	10:57:50.223
7 -	55.009	28.897	1:23.906	84.91	0.815	10:59:14.129
8 -	<b>53.883</b>	33.792	1:27.675	81.26	4.584	11:00:41.804

P14 121 F1 LAWRENCE / HUGHES		LCR Yamaha - highfield transport, JHM autos				
IDEAL LAP TIME : 1:21.874		BEST LAP TIME : 1:23.134		DIFFERENCE : 1.260		
LAP	SECTOR 1	SECTOR 2	LAP TIME	MPH	DIFF	TIME OF DAY
1 -	58.171	29.946	1:28.117	80.85	4.983	10:50:48.199
2 -	55.630	29.404	1:25.034	83.78	1.900	10:52:13.233
3 -	55.129	29.454	1:24.583	84.23	1.449	10:53:37.816
4 -	55.262	29.429	1:24.691	84.12	1.557	10:55:02.507
5 -	54.339	29.314	1:23.653	85.16	0.519	10:56:26.160
6 -	54.494	28.903	1:23.397 (3)	85.43	0.263	10:57:49.557
7 -	54.822	<b>28.493</b>	1:23.315 (2)	85.51	0.181	10:59:12.872
8 -	54.240	28.894	<b>1:23.134 (1)</b>	<b>85.70</b>		<b>11:00:36.006</b>
9 -	<b>53.381</b>	31.083	1:24.464	84.35	1.330	11:02:00.470

P15 61 F1 FORREST / McCAULEY		Wrinn/Taylor Yamaha - Tweedvale Motorcycles				
IDEAL LAP TIME : 1:25.662		BEST LAP TIME : 1:26.145		DIFFERENCE : 0.483		
LAP	SECTOR 1	SECTOR 2	LAP TIME	MPH	DIFF	TIME OF DAY
1 -	1:03.914	31.815	1:35.729	74.42	9.584	10:51:12.270
2 -	58.538	30.551	1:29.089	79.97	2.944	10:52:41.359
3 -	58.502	<b>29.220</b>	1:27.722	81.21	1.577	10:54:09.081
4 -	57.401	29.663	1:27.064 (3)	81.83	0.919	10:55:36.145
5 -	<b>56.442</b>	29.703	<b>1:26.145 (1)</b>	<b>82.70</b>		<b>10:57:02.290</b>
6 -	57.138	29.779	1:26.917 (2)	81.97	0.772	10:58:29.207

Weather / Track : Cloudy / Dry

Donington Park National  
Circuit Length = 1.9790 miles  
Start: 10:48 Flag 11:01 End: 11:03

# BMCRC - MRO Championships 2021 - Rnd 5 @ Donington National

## BMCRC-RKB F1 & F2 Sidecars

### QUALIFYING - SECTOR ANALYSIS



SECTOR 1 = FL to I1, SECTOR 2 = I1 to FL, DIFF = Difference To Personal Best Lap, P = Crossed Finish Line in Pit Lane, D = Time Disallowed

P16 36 F2 QUIRK / SCHOFIELD		Ireson Suzuki -				
IDEAL LAP TIME : 1:26.188		BEST LAP TIME : 1:26.643		DIFFERENCE : 0.455		
LAP	SECTOR 1	SECTOR 2	LAP TIME	MPH	DIFF	TIME OF DAY
1 -	1:01.712	31.664	1:33.376	76.30	6.733	10:51:05.277
2 -	59.157	31.191	1:30.348	78.85	3.705	10:52:35.625
3 -	57.636	31.179	1:28.815	80.21	2.172	10:54:04.440
4 -	57.790	30.826	1:28.616	80.39	1.973	10:55:33.056
5 -	57.513	30.531	1:28.044	80.92	1.401	10:57:01.100
6 -	56.546	<b>30.097</b>	<b>1:26.643 (1)</b>	<b>82.22</b>		<b>10:58:27.743</b>
7 -	<b>56.091</b>	30.573	1:26.664 (2)	82.20	0.021	10:59:54.407
8 -	56.346	31.006	1:27.352 (3)	81.56	0.709	11:01:21.759

P17 156 F2 DELAMARRE / SKINNER		Lumley Engineering - Lumley Engineering				
IDEAL LAP TIME : 1:26.910		BEST LAP TIME : 1:26.910		DIFFERENCE : 0.000		
LAP	SECTOR 1	SECTOR 2	LAP TIME	MPH	DIFF	TIME OF DAY
1 -	1:06.160	32.835	1:38.995	71.96	12.085	10:51:11.584
2 -	58.601	30.515	1:29.116	79.94	2.206	10:52:40.700
3 -	<b>56.721</b>	<b>30.189</b>	<b>1:26.910 (1)</b>	<b>81.97</b>		<b>10:54:07.610</b>
4 -	56.821	31.009	1:27.830 (3)	81.11	0.920	10:55:35.440
5 -	57.126	31.236	1:28.362	80.63	1.452	10:57:03.802
6 -	57.066	30.638	1:27.704 (2)	81.23	0.794	10:58:31.506
7 -	58.535	IN PIT	1:38.395 P	72.40	11.485	11:00:09.901

P18 5 F2 TAYLOR / HART		Suzuki -				
IDEAL LAP TIME : 1:27.047		BEST LAP TIME : 1:27.244		DIFFERENCE : 0.197		
LAP	SECTOR 1	SECTOR 2	LAP TIME	MPH	DIFF	TIME OF DAY
1 -	1:07.522	32.826	1:40.348	70.99	13.104	10:51:20.757
2 -	59.751	31.130	1:30.881	78.39	3.637	10:52:51.638
3 -	57.665	31.183	1:28.848	80.18	1.604	10:54:20.486
4 -	57.877	30.803	1:28.680	80.34	1.436	10:55:49.166
5 -	57.235	<b>30.718</b>	1:27.953 (3)	81.00	0.709	10:57:17.119
6 -	56.445	30.902	1:27.347 (2)	81.56	0.103	10:58:44.466
7 -	<b>56.329</b>	30.915	<b>1:27.244 (1)</b>	<b>81.66</b>		<b>11:00:11.710</b>
8 -	57.992	35.838	1:33.830	75.93	6.586	11:01:45.540

P19 46 F2 SAUNDERS / HODGSON		Baker Hybrid Honda -				
IDEAL LAP TIME : 1:27.983		BEST LAP TIME : 1:28.080		DIFFERENCE : 0.097		
LAP	SECTOR 1	SECTOR 2	LAP TIME	MPH	DIFF	TIME OF DAY
1 -	1:05.552	<b>31.101</b>	1:36.653 (2)	73.71	8.573	10:51:10.417
2 -	<b>56.882</b>	31.198	<b>1:28.080 (1)</b>	<b>80.88</b>		<b>10:52:38.497</b>

P20 67 F1 JEFFREY / FIELD		Windle - MJP racing				
IDEAL LAP TIME : 1:27.386		BEST LAP TIME : 1:28.378		DIFFERENCE : 0.992		
LAP	SECTOR 1	SECTOR 2	LAP TIME	MPH	DIFF	TIME OF DAY
1 -	1:10.126	34.422	1:44.548	68.14	16.170	10:51:16.106
2 -	1:03.980	31.375	1:35.355	74.71	6.977	10:52:51.461
3 -	59.933	<b>30.528</b>	1:30.461	78.75	2.083	10:54:21.922
4 -	59.659	32.366	1:32.025	77.42	3.647	10:55:53.947
5 -	59.675	30.531	1:30.206	78.98	1.828	10:57:24.153
6 -	58.922	31.174	1:30.096 (3)	79.07	1.718	10:58:54.249
7 -	58.919	30.729	1:29.648 (2)	79.47	1.270	11:00:23.897
8 -	<b>56.858</b>	31.520	<b>1:28.378 (1)</b>	<b>80.61</b>		<b>11:01:52.275</b>

Weather / Track : Cloudy / Dry

Donington Park National  
Circuit Length = 1.9790 miles  
Start: 10:48 Flag 11:01 End: 11:03

# BMCRC - MRO Championships 2021 - Rnd 5 @ Donington National

## BMCRC-RKB F1 & F2 Sidecars

### QUALIFYING - SECTOR ANALYSIS



SECTOR 1 = FL to I1, SECTOR 2 = I1 to FL, DIFF = Difference To Personal Best Lap, P = Crossed Finish Line in Pit Lane, D = Time Disallowed

P21		8 F1		TAMPIN / TAYLOR		Honda - n/a myself	
IDEAL LAP TIME : 1:28.837		BEST LAP TIME : 1:29.414		DIFFERENCE : 0.577			
LAP	SECTOR 1	SECTOR 2	LAP TIME	MPH	DIFF	TIME OF DAY	
1 -	1:02.574	31.803	1:34.377	75.49	4.963	10:51:03.930	
2 -	1:00.835	31.512	1:32.347	77.15	2.933	10:52:36.277	
3 -	58.764	<b>30.650</b>	<b>1:29.414 (1)</b>	<b>79.68</b>		<b>10:54:05.691</b>	
4 -	<b>58.187</b>	32.393	1:30.580 (3)	78.65	1.166	10:55:36.271	
5 -	58.761	31.072	1:29.833 (2)	79.30	0.419	10:57:06.104	
6 -	58.550	IN PIT	1:53.998 P	62.49	24.584	10:59:00.102	

P22		167 F2		PETTMAN / SAUNDERS		Windle Yamaha - Wintec Racing	
IDEAL LAP TIME : 1:29.428		BEST LAP TIME : 1:29.979		DIFFERENCE : 0.551			
LAP	SECTOR 1	SECTOR 2	LAP TIME	MPH	DIFF	TIME OF DAY	
1 -	1:06.596	34.443	1:41.039	70.51	11.060	10:51:17.317	
2 -	1:01.742	32.835	1:34.577	75.33	4.598	10:52:51.894	
3 -	1:00.203	<b>31.546</b>	1:31.749	77.65	1.770	10:54:23.643	
4 -	58.728	31.637	1:30.365 (2)	78.84	0.386	10:55:54.008	
5 -	58.112	31.867	<b>1:29.979 (1)</b>	<b>79.18</b>		<b>10:57:23.987</b>	
6 -	58.044	32.634	1:30.678 (3)	78.57	0.699	10:58:54.665	
7 -	59.175	32.600	1:31.775	77.63	1.796	11:00:26.440	
8 -	<b>57.882</b>	IN PIT	1:34.683 P	75.24	4.704	11:02:01.123	

P23		66 F2		LUMLEY / MORALEE		Lumley Engineering Kawasaki - Lumley Engineering Ltd	
IDEAL LAP TIME : 1:30.742		BEST LAP TIME : 1:30.742		DIFFERENCE : 0.000			
LAP	SECTOR 1	SECTOR 2	LAP TIME	MPH	DIFF	TIME OF DAY	
1 -	1:06.523	34.440	1:40.963	70.56	10.221	10:51:14.159	
2 -	59.371	32.824	1:32.195	77.27	1.453	10:52:46.354	
3 -	59.180	33.466	1:32.646	76.90	1.904	10:54:19.000	
4 -	59.111	33.076	1:32.187	77.28	1.445	10:55:51.187	
5 -	58.951	32.405	1:31.356 (3)	77.98	0.614	10:57:22.543	
6 -	<b>58.765</b>	<b>31.977</b>	<b>1:30.742 (1)</b>	<b>78.51</b>		<b>10:58:53.285</b>	
7 -	59.374	33.287	1:32.661	76.88	1.919	11:00:25.946	
8 -	58.813	32.048	1:30.861 (2)	78.41	0.119	11:01:56.807	

P24		136 F1		EDWARDS / EDWARDS		LCR F1 Suzuki - ECONOMY HEATING SERVICES	
IDEAL LAP TIME : 1:45.159		BEST LAP TIME : 1:45.159		DIFFERENCE : 0.000			
LAP	SECTOR 1	SECTOR 2	LAP TIME	MPH	DIFF	TIME OF DAY	
1 -	1:09.262	36.290	1:45.552 (2)	67.49	0.393	10:51:23.724	
2 -	<b>1:09.176</b>	<b>35.983</b>	<b>1:45.159 (1)</b>	<b>67.75</b>		<b>10:53:08.883</b>	

Weather / Track : Cloudy / Dry

Donington Park National  
Circuit Length = 1.9790 miles  
Start: 10:48 Flag 11:01 End: 11:03

# BMCRC - MRO Championships 2021 - Rnd 5 @ Donington National

## BMCRC-RKB F1 & F2 Sidecars

### QUALIFYING - BEST SECTORS

SECTOR 1			SECTOR 2			IDEAL / BEST COMPARISON						
POS	NO	NAME	TIME	NO	NAME	TIME	POS	NO	NAME	IDEAL	BEST	DIFF
									<b>PERFECT LAP</b>	<b>1:15.638</b>		
1	4	MOLYNEUX / SAYLE	49.005	4	MOLYNEUX / SAYLE	26.633	1	4	MOLYNEUX / SAYLE	1:15.638	1:15.638	0.000
2	7	CROWE / CROWE	49.991	7	CROWE / CROWE	26.774	2	7	CROWE / CROWE	1:16.765	1:16.859	0.094
3	27	KIRBY / KIRBY	50.392	25	GIBSON / GIBSON	27.144	3	25	GIBSON / GIBSON	1:17.804	1:17.804	0.000
4	25	GIBSON / GIBSON	50.660	27	KIRBY / KIRBY	27.436	4	27	KIRBY / KIRBY	1:17.828	1:17.828	0.000
5	12	JACKSON / ROBERTS	50.663	12	JACKSON / ROBERTS	27.676	5	12	JACKSON / ROBERTS	1:18.339	1:18.339	0.000
6	73	GOODIER / STONE	51.368	62	WRIGHT / BAILEY	27.688	6	62	WRIGHT / BAILEY	1:19.136	1:19.349	0.213
7	62	WRIGHT / BAILEY	51.448	73	GOODIER / STONE	27.833	7	73	GOODIER / STONE	1:19.201	1:19.201	0.000
8	118	BICKNELL / ENSOR	51.980	118	BICKNELL / ENSOR	27.967	8	118	BICKNELL / ENSOR	1:19.947	1:19.947	0.000
9	117	POTTINGER / DODD	52.492	117	POTTINGER / DODD	27.985	9	117	POTTINGER / DODD	1:20.477	1:20.647	0.170
10	37	MORPHET / REILLY	52.573	44	KING / SIGSWORTH	28.459	10	37	MORPHET / REILLY	1:21.140	1:21.140	0.000
11	44	KING / SIGSWORTH	52.712	121	LAWRENCE / HUGHES	28.493	11	44	KING / SIGSWORTH	1:21.171	1:21.171	0.000
12	121	LAWRENCE / HUGHES	53.381	37	MORPHET / REILLY	28.567	12	121	LAWRENCE / HUGHES	1:21.874	1:23.134	1.260
13	84	COSTELLO / WHEELER	53.604	84	COSTELLO / WHEELER	28.712	13	84	COSTELLO / WHEELER	1:22.316	1:22.316	0.000
14	16	BUMFREY / HOPE	53.883	16	BUMFREY / HOPE	28.882	14	16	BUMFREY / HOPE	1:22.765	1:23.091	0.326
15	36	QUIRK / SCHOFIELD	56.091	61	FORREST / McCAULEY	29.220	15	61	FORREST / McCAULEY	1:25.662	1:26.145	0.483
16	5	TAYLOR / HART	56.329	36	QUIRK / SCHOFIELD	30.097	16	36	QUIRK / SCHOFIELD	1:26.188	1:26.643	0.455
17	61	FORREST / McCAULEY	56.442	156	DELAMARRE / SKINNER	30.189	17	156	DELAMARRE / SKINNER	1:26.910	1:26.910	0.000
18	156	DELAMARRE / SKINNER	56.721	67	JEFFREY / FIELD	30.528	18	5	TAYLOR / HART	1:27.047	1:27.244	0.197
19	67	JEFFREY / FIELD	56.858	8	TAMPIN / TAYLOR	30.650	19	67	JEFFREY / FIELD	1:27.386	1:28.378	0.992
20	46	SAUNDERS / HODGSON	56.882	5	TAYLOR / HART	30.718	20	46	SAUNDERS / HODGSON	1:27.983	1:28.080	0.097
21	167	PETTMAN / SAUNDERS	57.882	46	SAUNDERS / HODGSON	31.101	21	8	TAMPIN / TAYLOR	1:28.837	1:29.414	0.577
22	8	TAMPIN / TAYLOR	58.187	167	PETTMAN / SAUNDERS	31.546	22	167	PETTMAN / SAUNDERS	1:29.428	1:29.979	0.551
23	66	LUMLEY / MORALEE	58.765	66	LUMLEY / MORALEE	31.977	23	66	LUMLEY / MORALEE	1:30.742	1:30.742	0.000
24	136	EDWARDS / EDWARDS	1:09.176	136	EDWARDS / EDWARDS	35.983	24	136	EDWARDS / EDWARDS	1:45.159	1:45.159	0.000

Weather / Track : Cloudy / Dry

Donington Park National  
Circuit Length = 1.9790 miles  
Start: 10:48 Flag 11:01 End: 11:03

Results can be found at [www.tsl-timing.com](http://www.tsl-timing.com)

Printed - 11:03 Saturday, 04 September 2021

# BMCRC - MRO Championships 2021 - Rnd 5 @ Donington National

## BMCRC-RKB F1 & F2 Sidecars

### QUALIFYING - STATISTICS

**Competitors Started** 24  
**Planned Start** 2021-09-04 @ 10:59:00.000  
**Actual Start** 2021-09-04 @ 10:48:52.858  
**Finish Time** 2021-09-04 @ 11:01:30.620  
**Track Length** 1.9790mi.  
**Total Laps** 170  
**Total Distance Covered** 336.4414mi.

### Session Fastest Lap History

NO	CL	NAME	LAP TIME	TIME OF DAY	LAP	VEHICLE
62	F1	WRIGHT / BAILEY	1:23.053	10:50:39.905	1	Ryde Yamaha
7	F1	CROWE / CROWE	1:22.049	10:50:43.526	1	LCR Yamaha
62	F1	WRIGHT / BAILEY	1:20.784	10:52:00.689	2	Ryde Yamaha
27	F1	KIRBY / KIRBY	1:19.392	10:52:00.762	2	ARS Yamaha
7	F1	CROWE / CROWE	1:17.796	10:52:01.324	2	LCR Yamaha
7	F1	CROWE / CROWE	1:16.859	10:53:18.186	3	LCR Yamaha
4	F1	MOLYNEUX / SAYLE	1:15.638	10:59:36.784	5	KTM 890 R

### Flag History

TYPE	TIME OF DAY
GREEN	10:48:52.858
FINISH	11:01:30.620

### Flag Statistics

TYPE	COUNT	TOTAL LAPS	TOTAL TIME
Green	1	10	14:08.680
Red	0	0	0.000
Safety Car	0	0	0.000
FCY	0	0	0.000

Weather / Track : Cloudy / Dry

Results can be found at [www.tsl-timing.com](http://www.tsl-timing.com)

Page 1 of 3

Donington Park National  
Circuit Length = 1.9790 miles  
Start: 10:48 Flag 11:01 End: 11:03

Printed - 11:03 Saturday, 04 September 2021

# BMCRC - MRO Championships 2021 - Rnd 5 @ Donington National

## BMCRC-RKB F1 & F2 Sidecars

### QUALIFYING - STATISTICS

CLASS : F1

11 Starters

#### Fastest Lap History

NO	NAME	LAP TIME	TIME OF DAY	LAP	VEHICLE
62	WRIGHT / BAILEY	1:23.053	10:50:39.905	1	Ryde Yamaha
7	CROWE / CROWE	1:22.049	10:50:43.526	1	LCR Yamaha
62	WRIGHT / BAILEY	1:20.784	10:52:00.689	2	Ryde Yamaha
27	KIRBY / KIRBY	1:19.392	10:52:00.762	2	ARS Yamaha
7	CROWE / CROWE	1:17.796	10:52:01.324	2	LCR Yamaha
7	CROWE / CROWE	1:16.859	10:53:18.186	3	LCR Yamaha
4	MOLYNEUX / SAYLE	1:15.638	10:59:36.784	5	KTM 890 R

Weather / Track : Cloudy / Dry

Results can be found at [www.tsl-timing.com](http://www.tsl-timing.com)

Page 2 of 3

Donington Park National  
Circuit Length = 1.9790 miles  
Start: 10:48 Flag 11:01 End: 11:03

Printed - 11:03 Saturday, 04 September 2021

# BMCRC - MRO Championships 2021 - Rnd 5 @ Donington National

## BMCRC-RKB F1 & F2 Sidecars

### QUALIFYING - STATISTICS

CLASS : F2

13 Starters


#### Fastest Lap History

NO	NAME	LAP TIME	TIME OF DAY	LAP	VEHICLE
25	GIBSON / GIBSON	1:25.462	10:50:41.962	1	Shelbourne Suzuki
73	GOODIER / STONE	1:25.340	10:50:43.399	1	LCR
25	GIBSON / GIBSON	1:20.084	10:52:02.046	2	Shelbourne Suzuki
25	GIBSON / GIBSON	1:19.664	10:53:21.706	3	Shelbourne Suzuki
25	GIBSON / GIBSON	1:19.437	10:54:41.146	4	Shelbourne Suzuki
25	GIBSON / GIBSON	1:19.047	10:57:19.771	6	Shelbourne Suzuki
25	GIBSON / GIBSON	1:18.559	10:58:38.331	7	Shelbourne Suzuki
12	JACKSON / ROBERTS	1:18.339	11:01:40.287	9	DMR Suzuki
25	GIBSON / GIBSON	1:17.804	11:02:37.542	10	Shelbourne Suzuki

Weather / Track : Cloudy / Dry

Donington Park National  
Circuit Length = 1.9790 miles  
Start: 10:48 Flag 11:01 End: 11:03





### BMCRC - MRO Championships 2021 - Rnd 5 @ Donington National

### BMCRC-RKB F1 & F2 Sidecars

### RACE 9 - GRID (7 Laps)

ROW 12	24	1:45.159	<b>136</b> EDWARDS / EDWARDS	23	1:30.742	<b>66</b> LUMLEY / MORALEE
ROW 11		1:29.979	22 <b>167</b> PETTMAN / SAUNDERS		1:29.414	21 <b>8</b> TAMPIN / TAYLOR
ROW 10	20	1:28.378	<b>67</b> JEFFREY / FIELD	19	1:28.080	<b>46</b> SAUNDERS / HODGSON
ROW 9		1:27.244	18 <b>5</b> TAYLOR / HART		1:26.910	17 <b>156</b> DELAMARRE / SKINNER
ROW 8	16	1:26.643	<b>36</b> QUIRK / SCHOFIELD	15	1:26.145	<b>61</b> FORREST / McCAULEY
ROW 7		1:23.134	14 <b>121</b> LAWRENCE / HUGHES		1:23.091	13 <b>16</b> BUMFREY/ HOPE
ROW 6	12	1:22.316	<b>84</b> COSTELLO / WHEELER	11	1:21.171	<b>44</b> KING / SIGSWORTH
ROW 5		1:21.140	10 <b>37</b> MORPHET/ REILLY		1:20.647	9 <b>117</b> POTTINGER / DODD
ROW 4	8	1:19.947	<b>118</b> BICKNELL / ENSOR	7	1:19.349	<b>62</b> WRIGHT / BAILEY
ROW 3		1:19.201	6 <b>73</b> GOODIER / STONE		1:18.339	5 <b>12</b> JACKSON / ROBERTS
ROW 2	4	1:17.828	<b>27</b> KIRBY / KIRBY	3	1:17.804	<b>25</b> GIBSON / GIBSON
ROW 1		1:16.859	2 <b>7</b> CROWE / CROWE		1:15.638	1 <b>4</b> MOLYNEUX / SAYLE
<b>Pole</b>						

These results are provisional until the conclusion of any judicial and technical matters.

Donington Park National  
Circuit Length = 1.9790 miles

Clerk Of Course :	Stewards :	Timekeeper :
-------------------	------------	--------------

Results can be found at [www.tsl-timing.com](http://www.tsl-timing.com)

Printed - 11:05 Saturday, 04 September 2021





### BMCRC - MRO Championships 2021 - Rnd 5 @ Donington National

### BMCRC-RKB F1 & F2 Sidecars

### RACE 9 - CLASSIFICATION - AMENDED

POS	NO	CL	PIC NAME	ENTRY	LAPS	TIME	GAP	DIFF	MPH	BEST	ON
1	4	F1	1 MOLYNEUX / SAYLE	KTM 890 R - A&J racing	7	8:57.045			92.61	1:15.355	4
2	27	F1	2 KIRBY / KIRBY	ARS Yamaha - KRT	7	9:05.078	8.033	8.033	91.24	1:16.644	3
3	25	F2	1 GIBSON / GIBSON	Shelbourne Suzuki - GDM	7	9:20.652	23.607	15.574	88.71	1:18.043	6
4	12	F2	2 JACKSON / ROBERTS	DMR Suzuki -	7	9:21.046	24.001	0.394	88.64	1:17.721	6
5	73	F2	3 GOODIER / BROWN	LCR - Rowtec Ltd	7	9:22.852	25.807	1.806	88.36	1:18.426	5
6	62	F1	3 WRIGHT / BAILEY	Ryde Yamaha - Stainless Steel Designs Ltd.	7	9:28.159	31.114	5.307	87.53	1:19.413	4
7	117	F1	4 POTTINGER / DODD	LCR Yamaha - GB Precision Eng/Opal Fabrication	7	9:28.402	31.357	0.243	87.50	1:18.477	7
8	118	F1	5 BICKNELL / ENSOR	LCR Kawasaki -	7	9:32.831	35.786	4.429	86.82	1:19.791	4
9	44	F2	4 KING / SIGSWORTH	Lumley Ireson - T E Solutions uk	7	9:33.421	36.376	0.590	86.73	1:20.414	6
10	37	F2	5 MORPHET/ REILLY	LCR Suzuki -	7	9:39.545	42.500	6.124	85.81	1:20.928	7
11	84	F2	6 COSTELLO / WHEELER	LCR Kawasaki - FROG PROPERTY DEVELOPME	7	9:40.316	43.271	0.771	85.70	1:21.251	7
12	16	F2	7 BUMFREY/ HOPE	LCR Suzuki -	7	9:43.049	46.004	2.733	85.30	1:20.746	7
13	136	F1	6 EDWARDS / EDWARDS	LCR F1 Suzuki - ECONOMY HEATING SERVICES	7	9:43.771	46.726	0.722	85.19	1:18.955	7
14	121	F1	7 LAWRENCE / HUGHES	LCR Yamaha - highfield transport, JHM autos	7	9:52.440	55.395	8.669	83.95	1:22.601	7
15	36	F2	8 QUIRK / SCHOFIELD	Ireson Suzuki -	7	10:09.597	1:12.552	17.157	81.58	1:24.392	7
16	5	F2	9 TAYLOR / HART	Suzuki -	7	10:09.704	1:12.659	0.107	81.57	1:24.283	7
17	156	F2	10 DELAMARRE / SKINNER	Lumley Engineering - Lumley Engineering	7	10:10.577	1:13.532	0.873	81.45	1:24.417	7
18	67	F1	8 JEFFREY / FIELD	Windle - MJP racing	6	8:57.362	1 Lap	1 Lap	79.29	1:27.754	2
19	167	F2	11 PETTMAN / SAUNDERS	Windle Yamaha - Wintec Racing	6	9:00.345	1 Lap	2.983	78.85	1:27.766	4
20	66	F2	12 LUMLEY / MORALEE	Lumley Engineering Kawasaki - Lumley Engineering	6	9:13.834	1 Lap	13.489	76.93	1:30.499	4

#### NOT CLASSIFIED

DNF	61	F1	FORREST / McCAULEY	Wrinn/Taylor Yamaha - Tweedvale Motorcycles	5	7:07.943	2 Laps	1 Lap	82.92	1:23.133	3
DNF	46	F2	SAUNDERS / HODGSON	Baker Hybrid Honda -	0						

#### FASTEST LAP

	4	F1	MOLYNEUX / SAYLE	KTM 890 R - A&J racing	4	1:15.355		94.54 mph	152.15 kph
	12	F2	JACKSON / ROBERTS	DMR Suzuki -	6	1:17.721		91.66 mph	147.52 kph

Result Amended - Correction of passenger for No. 73

Class F1 - 92.5% of Race Speed = 85.66 mph

Class F2 - 92.5% of Race Speed = 82.05 mph

Weather / Track : Cloudy / Dry

These results are provisional until the conclusion of any judicial and technical matters.

Donington Park National: 1.9790 miles

Race Distance: 7 Laps / 13.85 miles

Start: 14:45 Flag 14:54 End: 14:56

Clerk Of Course :	Stewards :	Timekeeper :
-------------------	------------	--------------

Results can be found at [www.tsl-timing.com](http://www.tsl-timing.com)

Printed - 15:40 Saturday, 04 September 2021



# BMCRC - MRO Championships 2021 - Rnd 5 @ Donington National

## BMCRC-RKB F1 & F2 Sidecars

### RACE 9 - LAP CHART

#### LAP 1 @ 14:47:16.447

NO	BEHIND	LAP TIME
4		1:20.052
27	1.726	1:21.778
12	3.975	1:24.027
118	4.556	1:24.608
62	6.109	1:26.161
73	6.239	1:26.291
25	6.862	1:26.914
117	7.987	1:28.039
44	8.012	1:28.064
84	8.709	1:28.761
37	9.585	1:29.637
136	10.763	1:30.815
121	10.924	1:30.976
61	11.000	1:31.052
16	11.335	1:31.387
156	14.389	1:34.441
5	14.837	1:34.889
36	15.357	1:35.409
67	16.904	1:36.956
167	17.019	1:37.071
66	18.688	1:38.740

#### LAP 2 @ 14:48:33.262

NO	BEHIND	LAP TIME
4		1:16.815
27	1.570	1:16.659
118	8.191	1:20.450
12	8.816	1:21.656
73	9.221	1:19.797
25	9.871	1:19.824
62	10.427	1:21.133
117	10.732	1:19.560
44	11.904	1:20.707
84	13.733	1:21.839
37	15.139	1:22.369
121	17.874	1:23.765
136	18.034	1:24.086
16	18.598	1:24.078
61	19.553	1:25.368
156	22.856	1:25.282
5	23.747	1:25.725
36	24.754	1:26.212
67	27.843	1:27.754
167	29.602	1:29.398
66	32.764	1:30.891

#### LAP 3 @ 14:49:49.283

NO	BEHIND	LAP TIME
4		1:16.021
27	2.193	1:16.644
118	13.129	1:20.959
12	13.783	1:20.988
25	14.111	1:20.261
73	14.859	1:21.659
62	15.747	1:21.341
117	15.868	1:21.157
44	16.832	1:20.949
84	19.595	1:21.883
37	20.272	1:21.154
121	25.384	1:23.531
16	25.633	1:23.056

136	25.812	1:23.799
61	26.665	1:23.133
156	32.587	1:25.752
5	34.214	1:26.488
36	34.826	1:26.093
67	40.506	1:28.684
167	42.151	1:28.570
66	48.376	1:31.633

#### LAP 4 @ 14:51:04.638

NO	BEHIND	LAP TIME
4		1:15.355
27	3.953	1:17.115
118	17.565	1:19.791
25	18.026	1:19.270
12	18.574	1:20.146
73	19.083	1:19.579
62	19.805	1:19.413
117	21.036	1:20.523
44	22.598	1:21.121
84	26.513	1:22.273
37	27.044	1:22.127
16	31.772	1:21.494
121	34.546	1:24.517
136	34.811	1:24.354
61	35.370	1:24.060
156	43.340	1:26.108
36	45.902	1:26.431
5	46.254	1:27.395
67	53.041	1:27.890
167	54.562	1:27.766
66	1:03.520	1:30.499

#### LAP 5 @ 14:52:20.164

NO	BEHIND	LAP TIME
4		1:15.526
27	5.647	1:17.220
25	20.654	1:18.154
12	21.740	1:18.692
73	21.983	1:18.426
62	24.916	1:20.637
118	25.123	1:23.084
117	25.340	1:19.830
44	27.687	1:20.615
84	32.998	1:22.011
37	33.420	1:21.902
16	37.467	1:21.221
136	41.422	1:22.137
121	42.601	1:23.581
61	44.174	1:24.330
156	54.367	1:26.553
36	55.378	1:25.002
5	55.453	1:24.725
67	1:05.457	1:27.942
167	1:07.800	1:28.764

#### LAP 6 @ 14:53:36.218

NO	BEHIND	LAP TIME
4		1:16.054
66	1 Lap	1:30.971
27	7.261	1:17.668
25	22.643	1:18.043
12	23.407	1:17.721

73	24.501	1:18.572
62	28.628	1:19.766
117	30.102	1:20.816
118	30.172	1:21.103
44	32.047	1:20.414
37	38.794	1:21.428
84	39.242	1:22.298
16	42.480	1:21.067
136	44.993	1:19.625
121	50.016	1:23.469
36	1:05.382	1:26.058
5	1:05.598	1:26.199
156	1:06.337	1:28.024

#### LAP 7 @ 14:54:53.440

NO	BEHIND	LAP TIME
4		1:17.222
67	1 Lap	1:28.136
167	1 Lap	1:28.776
27	8.033	1:17.994
66	1 Lap	1:31.100
25	23.607	1:18.186
12	24.001	1:17.816
73	25.807	1:18.528
62	31.114	1:19.708
117	31.357	1:18.477
118	35.786	1:22.836
44	36.376	1:21.551
37	42.500	1:20.928
84	43.271	1:21.251
16	46.004	1:20.746
136	46.726	1:18.955
121	55.395	1:22.601
36	1:12.552	1:24.392
5	1:12.659	1:24.283
156	1:13.532	1:24.417

Weather / Track : Cloudy / Dry

Results can be found at [www.tsl-timing.com](http://www.tsl-timing.com)

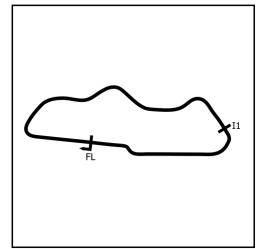
Donington Park National  
Circuit Length = 1.9790 miles  
Start: 14:45 Flag 14:54 End: 14:56

Printed - 14:56 Saturday, 04 September 2021

# BMCRC - MRO Championships 2021 - Rnd 5 @ Donington National

## BMCRC-RKB F1 & F2 Sidecars

### RACE 9 - SECTOR ANALYSIS



SECTOR 1 = FL to I1, SECTOR 2 = I1 to FL, DIFF = Difference To Personal Best Lap, P = Crossed Finish Line in Pit Lane, D = Time Disallowed

P1		4 F1		MOLYNEUX / SAYLE		KTM 890 R - A&J racing	
IDEAL LAP TIME : 1:15.265		BEST LAP TIME : 1:15.355		DIFFERENCE : 0.090			
LAP	SECTOR 1	SECTOR 2	LAP TIME	MPH	DIFF	TIME OF DAY	
1 -		26.816	1:20.052	89.00	4.697	14:47:16.447	
2 -	49.746	27.069	1:16.815	92.75	1.460	14:48:33.262	
3 -	49.237	26.784	1:16.021 (3)	93.71	0.666	14:49:49.283	
4 -	49.014	<b>26.341</b>	<b>1:15.355 (1)</b>	<b>94.54</b>		<b>14:51:04.638</b>	
5 -	<b>48.924</b>	26.602	1:15.526 (2)	94.33	0.171	14:52:20.164	
6 -	49.195	26.859	1:16.054	93.67	0.699	14:53:36.218	
7 -	49.531	27.691	1:17.222	92.26	1.867	14:54:53.440	

P2		27 F1		KIRBY / KIRBY		ARS Yamaha - KRT	
IDEAL LAP TIME : 1:16.609		BEST LAP TIME : 1:16.644		DIFFERENCE : 0.035			
LAP	SECTOR 1	SECTOR 2	LAP TIME	MPH	DIFF	TIME OF DAY	
1 -		27.509	1:21.778	87.12	5.134	14:47:18.173	
2 -	49.708	<b>26.951</b>	1:16.659 (2)	92.93	0.015	14:48:34.832	
3 -	<b>49.658</b>	26.986	<b>1:16.644 (1)</b>	<b>92.95</b>		<b>14:49:51.476</b>	
4 -	49.894	27.221	1:17.115 (3)	92.38	0.471	14:51:08.591	
5 -	49.832	27.388	1:17.220	92.26	0.576	14:52:25.811	
6 -	50.360	27.308	1:17.668	91.73	1.024	14:53:43.479	
7 -	50.638	27.356	1:17.994	91.34	1.350	14:55:01.473	

P3		25 F2		GIBSON / GIBSON		Shelbourne Suzuki - GDM	
IDEAL LAP TIME : 1:17.913		BEST LAP TIME : 1:18.043		DIFFERENCE : 0.130			
LAP	SECTOR 1	SECTOR 2	LAP TIME	MPH	DIFF	TIME OF DAY	
1 -		28.154	1:26.914	81.97	8.871	14:47:23.309	
2 -	52.042	27.782	1:19.824	89.25	1.781	14:48:43.133	
3 -	52.473	27.788	1:20.261	88.76	2.218	14:50:03.394	
4 -	51.538	27.732	1:19.270	89.87	1.227	14:51:22.664	
5 -	50.818	<b>27.336</b>	1:18.154 (2)	91.16	0.111	14:52:40.818	
6 -	<b>50.577</b>	27.466	<b>1:18.043 (1)</b>	<b>91.29</b>		<b>14:53:58.861</b>	
7 -	50.668	27.518	1:18.186 (3)	91.12	0.143	14:55:17.047	

P4		12 F2		JACKSON / ROBERTS		DMR Suzuki -	
IDEAL LAP TIME : 1:17.721		BEST LAP TIME : 1:17.721		DIFFERENCE : 0.000			
LAP	SECTOR 1	SECTOR 2	LAP TIME	MPH	DIFF	TIME OF DAY	
1 -		28.144	1:24.027	84.78	6.306	14:47:20.422	
2 -	52.951	28.705	1:21.656	87.25	3.935	14:48:42.078	
3 -	52.774	28.214	1:20.988	87.97	3.267	14:50:03.066	
4 -	52.126	28.020	1:20.146	88.89	2.425	14:51:23.212	
5 -	51.025	27.667	1:18.692 (3)	90.53	0.971	14:52:41.904	
6 -	<b>50.310</b>	<b>27.411</b>	<b>1:17.721 (1)</b>	<b>91.66</b>		<b>14:53:59.625</b>	
7 -	50.395	27.421	1:17.816 (2)	91.55	0.095	14:55:17.441	

P5		73 F2		GOODIER / STONE		LCR - Rowtec ltd	
IDEAL LAP TIME : 1:18.186		BEST LAP TIME : 1:18.426		DIFFERENCE : 0.240			
LAP	SECTOR 1	SECTOR 2	LAP TIME	MPH	DIFF	TIME OF DAY	
1 -		28.163	1:26.291	82.56	7.865	14:47:22.686	
2 -	51.761	28.036	1:19.797	89.28	1.371	14:48:42.483	
3 -	52.658	29.001	1:21.659	87.24	3.233	14:50:04.142	
4 -	51.557	28.022	1:19.579	89.52	1.153	14:51:23.721	
5 -	51.180	<b>27.246</b>	<b>1:18.426 (1)</b>	<b>90.84</b>		<b>14:52:42.147</b>	
6 -	<b>50.940</b>	27.632	1:18.572 (3)	90.67	0.146	14:54:00.719	
7 -	51.090	27.438	1:18.528 (2)	90.72	0.102	14:55:19.247	

Weather / Track : Cloudy / Dry

Donington Park National  
 Circuit Length = 1.9790 miles  
 Start: 14:45 Flag 14:54 End: 14:56

# BMCRC - MRO Championships 2021 - Rnd 5 @ Donington National

## BMCRC-RKB F1 & F2 Sidecars

### RACE 9 - SECTOR ANALYSIS



SECTOR 1 = FL to I1, SECTOR 2 = I1 to FL, DIFF = Difference To Personal Best Lap, P = Crossed Finish Line in Pit Lane, D = Time Disallowed

P6 62 F1		WRIGHT / BAILEY		Ryde Yamaha - Stainless Steel Designs Ltd.		
IDEAL LAP TIME : 1:19.361		BEST LAP TIME : 1:19.413		DIFFERENCE : 0.052		
LAP	SECTOR 1	SECTOR 2	LAP TIME	MPH	DIFF	TIME OF DAY
1 -		28.642	1:26.161	82.68	6.748	14:47:22.556
2 -	52.486	28.647	1:21.133	87.81	1.720	14:48:43.689
3 -	52.165	29.176	1:21.341	87.58	1.928	14:50:05.030
4 -	51.558	<b>27.855</b>	<b>1:19.413 (1)</b>	<b>89.71</b>		<b>14:51:24.443</b>
5 -	51.686	28.951	1:20.637	88.35	1.224	14:52:45.080
6 -	51.655	28.111	1:19.766 (3)	89.31	0.353	14:54:04.846
7 -	<b>51.506</b>	28.202	1:19.708 (2)	89.38	0.295	14:55:24.554

P7 117 F1		POTTINGER / DODD		LCR Yamaha - GB Precision Eng/Opal Fabrication		
IDEAL LAP TIME : 1:18.477		BEST LAP TIME : 1:18.477		DIFFERENCE : 0.000		
LAP	SECTOR 1	SECTOR 2	LAP TIME	MPH	DIFF	TIME OF DAY
1 -		28.223	1:28.039	80.92	9.562	14:47:24.434
2 -	51.685	27.875	1:19.560 (2)	89.55	1.083	14:48:43.994
3 -	52.332	28.825	1:21.157	87.78	2.680	14:50:05.151
4 -	52.413	28.110	1:20.523	88.47	2.046	14:51:25.674
5 -	51.750	28.080	1:19.830 (3)	89.24	1.353	14:52:45.504
6 -	52.960	27.856	1:20.816	88.15	2.339	14:54:06.320
7 -	<b>51.036</b>	<b>27.441</b>	<b>1:18.477 (1)</b>	<b>90.78</b>		<b>14:55:24.797</b>

P8 118 F1		BICKNELL / ENSOR		LCR Kawasaki -		
IDEAL LAP TIME : 1:19.791		BEST LAP TIME : 1:19.791		DIFFERENCE : 0.000		
LAP	SECTOR 1	SECTOR 2	LAP TIME	MPH	DIFF	TIME OF DAY
1 -		28.106	1:24.608	84.20	4.817	14:47:21.003
2 -	52.158	28.292	1:20.450 (2)	88.55	0.659	14:48:41.453
3 -	52.811	28.148	1:20.959 (3)	88.00	1.168	14:50:02.412
4 -	<b>52.088</b>	<b>27.703</b>	<b>1:19.791 (1)</b>	<b>89.29</b>		<b>14:51:22.203</b>
5 -	53.867	29.217	1:23.084	85.75	3.293	14:52:45.287
6 -	52.975	28.128	1:21.103	87.84	1.312	14:54:06.390
7 -	53.497	29.339	1:22.836	86.00	3.045	14:55:29.226

P9 44 F2		KING / SIGSWORTH		Lumley Ireson - T E Solutions uk		
IDEAL LAP TIME : 1:20.341		BEST LAP TIME : 1:20.414		DIFFERENCE : 0.073		
LAP	SECTOR 1	SECTOR 2	LAP TIME	MPH	DIFF	TIME OF DAY
1 -		28.924	1:28.064	80.90	7.650	14:47:24.459
2 -	52.225	28.482	1:20.707 (3)	88.27	0.293	14:48:45.166
3 -	52.310	28.639	1:20.949	88.01	0.535	14:50:06.115
4 -	52.223	28.898	1:21.121	87.82	0.707	14:51:27.236
5 -	<b>52.069</b>	28.546	1:20.615 (2)	88.37	0.201	14:52:47.851
6 -	52.142	<b>28.272</b>	<b>1:20.414 (1)</b>	<b>88.59</b>		<b>14:54:08.265</b>
7 -	52.209	29.342	1:21.551	87.36	1.137	14:55:29.816

P10 37 F2		MORPHET/ REILLY		LCR Suzuki -		
IDEAL LAP TIME : 1:20.796		BEST LAP TIME : 1:20.928		DIFFERENCE : 0.132		
LAP	SECTOR 1	SECTOR 2	LAP TIME	MPH	DIFF	TIME OF DAY
1 -		29.616	1:29.637	79.48	8.709	14:47:26.032
2 -	52.888	29.481	1:22.369	86.49	1.441	14:48:48.401
3 -	<b>52.221</b>	28.933	1:21.154 (2)	87.79	0.226	14:50:09.555
4 -	53.278	28.849	1:22.127	86.75	1.199	14:51:31.682
5 -	53.123	28.779	1:21.902	86.98	0.974	14:52:53.584
6 -	52.853	<b>28.575</b>	1:21.428 (3)	87.49	0.500	14:54:15.012
7 -	52.348	28.580	<b>1:20.928 (1)</b>	<b>88.03</b>		<b>14:55:35.940</b>

Weather / Track : Cloudy / Dry

Donington Park National  
Circuit Length = 1.9790 miles  
Start: 14:45 Flag 14:54 End: 14:56

# BMCRC - MRO Championships 2021 - Rnd 5 @ Donington National

## BMCRC-RKB F1 & F2 Sidecars

### RACE 9 - SECTOR ANALYSIS



SECTOR 1 = FL to I1, SECTOR 2 = I1 to FL, DIFF = Difference To Personal Best Lap, P = Crossed Finish Line in Pit Lane, D = Time Disallowed

P11 84 F2		COSTELLO / WHEELER		LCR Kawasaki - FROG PROPERTY DEVELOPMENTS LTD		
IDEAL LAP TIME : 1:21.251		BEST LAP TIME : 1:21.251		DIFFERENCE : 0.000		
LAP	SECTOR 1	SECTOR 2	LAP TIME	MPH	DIFF	TIME OF DAY
1 -		29.278	1:28.761	80.26	7.510	14:47:25.156
2 -	53.154	28.685	1:21.839 (2)	87.05	0.588	14:48:46.995
3 -	53.176	28.707	1:21.883 (3)	87.01	0.632	14:50:08.878
4 -	53.500	28.773	1:22.273	86.59	1.022	14:51:31.151
5 -	53.224	28.787	1:22.011	86.87	0.760	14:52:53.162
6 -	53.539	28.759	1:22.298	86.57	1.047	14:54:15.460
7 -	<b>52.697</b>	<b>28.554</b>	<b>1:21.251 (1)</b>	<b>87.68</b>		<b>14:55:36.711</b>

P12 16 F2		BUMFREY/ HOPE		LCR Suzuki -		
IDEAL LAP TIME : 1:20.548		BEST LAP TIME : 1:20.746		DIFFERENCE : 0.198		
LAP	SECTOR 1	SECTOR 2	LAP TIME	MPH	DIFF	TIME OF DAY
1 -		29.187	1:31.387	77.96	10.641	14:47:27.782
2 -	55.154	28.924	1:24.078	84.73	3.332	14:48:51.860
3 -	54.180	28.876	1:23.056	85.78	2.310	14:50:14.916
4 -	53.193	<b>28.301</b>	1:21.494	87.42	0.748	14:51:36.410
5 -	52.564	28.657	1:21.221 (3)	87.71	0.475	14:52:57.631
6 -	52.637	28.430	1:21.067 (2)	87.88	0.321	14:54:18.698
7 -	<b>52.247</b>	28.499	<b>1:20.746 (1)</b>	<b>88.23</b>		<b>14:55:39.444</b>

P13 136 F1		EDWARDS / EDWARDS		LCR F1 Suzuki - ECONOMY HEATING SERVICES		
IDEAL LAP TIME : 1:18.937		BEST LAP TIME : 1:18.955		DIFFERENCE : 0.018		
LAP	SECTOR 1	SECTOR 2	LAP TIME	MPH	DIFF	TIME OF DAY
1 -		29.511	1:30.815	78.45	11.860	14:47:27.210
2 -	54.922	29.164	1:24.086	84.73	5.131	14:48:51.296
3 -	54.850	28.949	1:23.799	85.02	4.844	14:50:15.095
4 -	54.719	29.635	1:24.354	84.46	5.399	14:51:39.449
5 -	53.750	28.387	1:22.137 (3)	86.74	3.182	14:53:01.586
6 -	<b>51.637</b>	27.988	1:19.625 (2)	89.47	0.670	14:54:21.211
7 -	51.655	<b>27.300</b>	<b>1:18.955 (1)</b>	<b>90.23</b>		<b>14:55:40.166</b>

P14 121 F1		LAWRENCE / HUGHES		LCR Yamaha - highfield transport, JHM autos		
IDEAL LAP TIME : 1:22.601		BEST LAP TIME : 1:22.601		DIFFERENCE : 0.000		
LAP	SECTOR 1	SECTOR 2	LAP TIME	MPH	DIFF	TIME OF DAY
1 -		30.314	1:30.976	78.31	8.375	14:47:27.371
2 -	54.540	29.225	1:23.765	85.05	1.164	14:48:51.136
3 -	54.095	29.436	1:23.531 (3)	85.29	0.930	14:50:14.667
4 -	54.875	29.642	1:24.517	84.29	1.916	14:51:39.184
5 -	53.746	29.835	1:23.581	85.24	0.980	14:53:02.765
6 -	54.099	29.370	1:23.469 (2)	85.35	0.868	14:54:26.234
7 -	<b>53.638</b>	<b>28.963</b>	<b>1:22.601 (1)</b>	<b>86.25</b>		<b>14:55:48.835</b>

P15 36 F2		QUIRK / SCHOFIELD		Ireson Suzuki -		
IDEAL LAP TIME : 1:24.392		BEST LAP TIME : 1:24.392		DIFFERENCE : 0.000		
LAP	SECTOR 1	SECTOR 2	LAP TIME	MPH	DIFF	TIME OF DAY
1 -		30.600	1:35.409	74.67	11.017	14:47:31.804
2 -	56.115	30.097	1:26.212	82.64	1.820	14:48:58.016
3 -	55.933	30.160	1:26.093	82.75	1.701	14:50:24.109
4 -	56.159	30.272	1:26.431	82.43	2.039	14:51:50.540
5 -	55.004	29.998	1:25.002 (2)	83.81	0.610	14:53:15.542
6 -	55.459	30.599	1:26.058 (3)	82.78	1.666	14:54:41.600
7 -	<b>54.575</b>	<b>29.817</b>	<b>1:24.392 (1)</b>	<b>84.42</b>		<b>14:56:05.992</b>

Weather / Track : Cloudy / Dry

Donington Park National  
Circuit Length = 1.9790 miles  
Start: 14:45 Flag 14:54 End: 14:56

# BMCRC - MRO Championships 2021 - Rnd 5 @ Donington National

## BMCRC-RKB F1 & F2 Sidecars

### RACE 9 - SECTOR ANALYSIS



SECTOR 1 = FL to I1, SECTOR 2 = I1 to FL, DIFF = Difference To Personal Best Lap, P = Crossed Finish Line in Pit Lane, D = Time Disallowed

P16 5 F2 TAYLOR / HART			Suzuki -			
IDEAL LAP TIME : 1:24.283		BEST LAP TIME : 1:24.283		DIFFERENCE : 0.000		
LAP	SECTOR 1	SECTOR 2	LAP TIME	MPH	DIFF	TIME OF DAY
1 -		30.597	1:34.889	75.08	10.606	14:47:31.284
2 -	55.689	30.036	1:25.725 (3)	83.11	1.442	14:48:57.009
3 -	56.318	30.170	1:26.488	82.37	2.205	14:50:23.497
4 -	56.379	31.016	1:27.395	81.52	3.112	14:51:50.892
5 -	55.041	29.684	1:24.725 (2)	84.09	0.442	14:53:15.617
6 -	56.360	29.839	1:26.199	82.65	1.916	14:54:41.816
7 -	<b>54.610</b>	<b>29.673</b>	<b>1:24.283 (1)</b>	<b>84.53</b>		<b>14:56:06.099</b>

P17 156 F2 DELAMARRE / SKINNER			Lumley Engineering - Lumley Engineering			
IDEAL LAP TIME : 1:24.417		BEST LAP TIME : 1:24.417		DIFFERENCE : 0.000		
LAP	SECTOR 1	SECTOR 2	LAP TIME	MPH	DIFF	TIME OF DAY
1 -		30.681	1:34.441	75.44	10.024	14:47:30.836
2 -	55.240	30.042	1:25.282 (2)	83.54	0.865	14:48:56.118
3 -	55.179	30.573	1:25.752 (3)	83.08	1.335	14:50:21.870
4 -	55.575	30.533	1:26.108	82.74	1.691	14:51:47.978
5 -	55.746	30.807	1:26.553	82.31	2.136	14:53:14.531
6 -	56.981	31.043	1:28.024	80.93	3.607	14:54:42.555
7 -	<b>54.834</b>	<b>29.583</b>	<b>1:24.417 (1)</b>	<b>84.39</b>		<b>14:56:06.972</b>

P18 67 F1 JEFFREY / FIELD			Windle - MJP racing			
IDEAL LAP TIME : 1:27.420		BEST LAP TIME : 1:27.754		DIFFERENCE : 0.334		
LAP	SECTOR 1	SECTOR 2	LAP TIME	MPH	DIFF	TIME OF DAY
1 -		31.450	1:36.956	73.48	9.202	14:47:33.351
2 -	<b>56.997</b>	30.757	<b>1:27.754 (1)</b>	<b>81.18</b>		<b>14:49:01.105</b>
3 -	57.760	30.924	1:28.684	80.33	0.930	14:50:29.789
4 -	57.374	30.516	1:27.890 (2)	81.06	0.136	14:51:57.679
5 -	57.519	<b>30.423</b>	1:27.942 (3)	81.01	0.188	14:53:25.621
6 -	57.380	30.756	1:28.136	80.83	0.382	14:54:53.757

P19 167 F2 PETTMAN / SAUNDERS			Windle Yamaha - Wintec Racing			
IDEAL LAP TIME : 1:27.550		BEST LAP TIME : 1:27.766		DIFFERENCE : 0.216		
LAP	SECTOR 1	SECTOR 2	LAP TIME	MPH	DIFF	TIME OF DAY
1 -		31.821	1:37.071	73.39	9.305	14:47:33.466
2 -	57.834	31.564	1:29.398	79.69	1.632	14:49:02.864
3 -	56.800	31.770	1:28.570 (2)	80.44	0.804	14:50:31.434
4 -	56.890	<b>30.876</b>	<b>1:27.766 (1)</b>	<b>81.17</b>		<b>14:51:59.200</b>
5 -	<b>56.674</b>	32.090	1:28.764 (3)	80.26	0.998	14:53:27.964
6 -	57.460	31.316	1:28.776	80.25	1.010	14:54:56.740

P20 66 F2 LUMLEY / MORALEE			Lumley Engineering Kawasaki - Lumley Engineering Ltd			
IDEAL LAP TIME : 1:30.258		BEST LAP TIME : 1:30.499		DIFFERENCE : 0.241		
LAP	SECTOR 1	SECTOR 2	LAP TIME	MPH	DIFF	TIME OF DAY
1 -		32.977	1:38.740	72.15	8.241	14:47:35.135
2 -	58.412	32.479	1:30.891 (2)	78.38	0.392	14:49:06.026
3 -	59.263	32.370	1:31.633	77.75	1.134	14:50:37.659
4 -	<b>58.199</b>	32.300	<b>1:30.499 (1)</b>	<b>78.72</b>		<b>14:52:08.158</b>
5 -	58.912	<b>32.059</b>	1:30.971 (3)	78.31	0.472	14:53:39.129
6 -	58.917	32.183	1:31.100	78.20	0.601	14:55:10.229

Weather / Track : Cloudy / Dry

Donington Park National  
Circuit Length = 1.9790 miles  
Start: 14:45 Flag 14:54 End: 14:56

# BMCRC - MRO Championships 2021 - Rnd 5 @ Donington National

## BMCRC-RKB F1 & F2 Sidecars

### RACE 9 - SECTOR ANALYSIS



SECTOR 1 = FL to I1, SECTOR 2 = I1 to FL, DIFF = Difference To Personal Best Lap, P = Crossed Finish Line in Pit Lane, D = Time Disallowed

P21 61 F1		FORREST / McCAULEY		Wrinn/Taylor Yamaha - Tweedvale Motorcycles		
IDEAL LAP TIME : 1:22.952		BEST LAP TIME : 1:23.133		DIFFERENCE : 0.181		
LAP	SECTOR 1	SECTOR 2	LAP TIME	MPH	DIFF	TIME OF DAY
1 -		30.006	1:31.052	78.24	7.919	14:47:27.447
2 -	56.055	29.313	1:25.368	83.45	2.235	14:48:52.815
3 -	54.161	<b>28.972</b>	<b>1:23.133 (1)</b>	<b>85.70</b>		<b>14:50:15.948</b>
4 -	54.039	30.021	1:24.060 (2)	84.75	0.927	14:51:40.008
5 -	<b>53.980</b>	30.350	1:24.330 (3)	84.48	1.197	14:53:04.338



# BMCRC - MRO Championships 2021 - Rnd 5 @ Donington National

## BMCRC-RKB F1 & F2 Sidecars

### RACE 9 - BEST SECTORS

SECTOR 1			SECTOR 2			IDEAL / BEST COMPARISON						
POS	NO	NAME	TIME	NO	NAME	TIME	POS	NO	NAME	IDEAL	BEST	DIFF
									<b>PERFECT LAP</b>	<b>1:15.265</b>		
1	4	MOLYNEUX / SAYLE	48.924	4	MOLYNEUX / SAYLE	26.341	1	4	MOLYNEUX / SAYLE	1:15.265	1:15.355	0.090
2	27	KIRBY / KIRBY	49.658	27	KIRBY / KIRBY	26.951	2	27	KIRBY / KIRBY	1:16.609	1:16.644	0.035
3	12	JACKSON / ROBERTS	50.310	73	GOODIER / STONE	27.246	3	12	JACKSON / ROBERTS	1:17.721	1:17.721	0.000
4	25	GIBSON / GIBSON	50.577	136	EDWARDS / EDWARDS	27.300	4	25	GIBSON / GIBSON	1:17.913	1:18.043	0.130
5	73	GOODIER / STONE	50.940	25	GIBSON / GIBSON	27.336	5	73	GOODIER / STONE	1:18.186	1:18.426	0.240
6	117	POTTINGER / DODD	51.036	12	JACKSON / ROBERTS	27.411	6	117	POTTINGER / DODD	1:18.477	1:18.477	0.000
7	62	WRIGHT / BAILEY	51.506	117	POTTINGER / DODD	27.441	7	136	EDWARDS / EDWARDS	1:18.937	1:18.955	0.018
8	136	EDWARDS / EDWARDS	51.637	118	BICKNELL / ENSOR	27.703	8	62	WRIGHT / BAILEY	1:19.361	1:19.413	0.052
9	44	KING / SIGSWORTH	52.069	62	WRIGHT / BAILEY	27.855	9	118	BICKNELL / ENSOR	1:19.791	1:19.791	0.000
10	118	BICKNELL / ENSOR	52.088	44	KING / SIGSWORTH	28.272	10	44	KING / SIGSWORTH	1:20.341	1:20.414	0.073
11	37	MORPHET / REILLY	52.221	16	BUMFREY / HOPE	28.301	11	16	BUMFREY / HOPE	1:20.548	1:20.746	0.198
12	16	BUMFREY / HOPE	52.247	84	COSTELLO / WHEELER	28.554	12	37	MORPHET / REILLY	1:20.796	1:20.928	0.132
13	84	COSTELLO / WHEELER	52.697	37	MORPHET / REILLY	28.575	13	84	COSTELLO / WHEELER	1:21.251	1:21.251	0.000
14	121	LAWRENCE / HUGHES	53.638	121	LAWRENCE / HUGHES	28.963	14	121	LAWRENCE / HUGHES	1:22.601	1:22.601	0.000
15	61	FORREST / McCAULEY	53.980	61	FORREST / McCAULEY	28.972	15	61	FORREST / McCAULEY	1:22.952	1:23.133	0.181
16	36	QUIRK / SCHOFIELD	54.575	156	DELAMARRE / SKINNER	29.583	16	5	TAYLOR / HART	1:24.283	1:24.283	0.000
17	5	TAYLOR / HART	54.610	5	TAYLOR / HART	29.673	17	36	QUIRK / SCHOFIELD	1:24.392	1:24.392	0.000
18	156	DELAMARRE / SKINNER	54.834	36	QUIRK / SCHOFIELD	29.817	18	156	DELAMARRE / SKINNER	1:24.417	1:24.417	0.000
19	167	PETTMAN / SAUNDERS	56.674	67	JEFFREY / FIELD	30.423	19	67	JEFFREY / FIELD	1:27.420	1:27.754	0.334
20	67	JEFFREY / FIELD	56.997	167	PETTMAN / SAUNDERS	30.876	20	167	PETTMAN / SAUNDERS	1:27.550	1:27.766	0.216
21	66	LUMLEY / MORALEE	58.199	66	LUMLEY / MORALEE	32.059	21	66	LUMLEY / MORALEE	1:30.258	1:30.499	0.241
22												

Weather / Track : Cloudy / Dry

Results can be found at [www.tsl-timing.com](http://www.tsl-timing.com)

Donington Park National  
Circuit Length = 1.9790 miles  
Start: 14:45 Flag 14:54 End: 14:56

Printed - 14:56 Saturday, 04 September 2021

# BMCRC - MRO Championships 2021 - Rnd 5 @ Donington National

## BMCRC-RKB F1 & F2 Sidecars

### RACE 9 - STATISTICS

**Competitors Started** 21  
**Planned Start** 2021-09-04 @ 14:51:00.000  
**Actual Start** 2021-09-04 @ 14:45:56.394  
**Finish Time** 2021-09-04 @ 14:54:53.439  
**Track Length** 1.9790mi.  
**Total Laps** 142  
**Total Distance Covered** 281.0275mi.

#### Session Fastest Lap History

NO	CL	NAME	LAP TIME	TIME OF DAY	LAP	VEHICLE
4	F1	MOLYNEUX / SAYLE	1:16.815	14:48:33.287	2	KTM 890 R
27	F1	KIRBY / KIRBY	1:16.659	14:48:34.825	2	ARS Yamaha
4	F1	MOLYNEUX / SAYLE	1:16.021	14:49:49.306	3	KTM 890 R
4	F1	MOLYNEUX / SAYLE	1:15.355	14:51:04.661	4	KTM 890 R

#### Session Leader History

NO	CL	NAME	FROM LAP	LAPS LED	DISTANCE	VEHICLE
4	F1	MOLYNEUX / SAYLE	1	7	13.81 miles	KTM 890 R

#### Flag History

TYPE	TIME OF DAY
GREEN	14:45:56.394
FINISH	14:54:53.439

#### Flag Statistics

TYPE	COUNT	TOTAL LAPS	TOTAL TIME
Green	1	7	10:15.832
Red	0	0	0.000
Safety Car	0	0	0.000
FCY	0	0	0.000

# BMCRC - MRO Championships 2021 - Rnd 5 @ Donington National

## BMCRC-RKB F1 & F2 Sidecars

### RACE 9 - STATISTICS

CLASS : F1

9 Starters

#### Fastest Lap History

NO	NAME	LAP TIME	TIME OF DAY	LAP	VEHICLE
4	MOLYNEUX / SAYLE	1:16.815	14:48:33.287	2	KTM 890 R
27	KIRBY / KIRBY	1:16.659	14:48:34.825	2	ARS Yamaha
4	MOLYNEUX / SAYLE	1:16.021	14:49:49.306	3	KTM 890 R
4	MOLYNEUX / SAYLE	1:15.355	14:51:04.661	4	KTM 890 R

#### Leader History

NO	NAME	FROM LAP	LAPS LED	DISTANCE	VEHICLE
4	MOLYNEUX / SAYLE	1	7	13.81 miles	KTM 890 R

# BMCRC - MRO Championships 2021 - Rnd 5 @ Donington National

## BMCRC-RKB F1 & F2 Sidecars

### RACE 9 - STATISTICS

CLASS : F2

12 Starters

#### Fastest Lap History

NO	NAME	LAP TIME	TIME OF DAY	LAP	VEHICLE
12	JACKSON / ROBERTS	1:21.656	14:48:42.087	2	DMR Suzuki
73	GOODIER / STONE	1:19.797	14:48:42.485	2	LCR
25	GIBSON / GIBSON	1:19.270	14:51:22.675	4	Shelbourne Suzuki
25	GIBSON / GIBSON	1:18.154	14:52:40.827	5	Shelbourne Suzuki
25	GIBSON / GIBSON	1:18.043	14:53:58.872	6	Shelbourne Suzuki
12	JACKSON / ROBERTS	1:17.721	14:53:59.638	6	DMR Suzuki

#### Leader History

NO	NAME	FROM LAP	LAPS LED	DISTANCE	VEHICLE
12	JACKSON / ROBERTS	1	3	5.89 miles	DMR Suzuki
25	GIBSON / GIBSON	4	4	7.91 miles	Shelbourne Suzuki


Weather / Track : Cloudy / Dry

Results can be found at [www.tsl-timing.com](http://www.tsl-timing.com)

Page 3 of 3

Donington Park National  
Circuit Length = 1.9790 miles  
Start: 14:45 Flag 14:54 End: 14:56

Printed - 14:56 Saturday, 04 September 2021



### BMCRC - MRO Championships 2021 - Rnd 5 @ Donington National

### BMCRC-RKB F1 & F2 Sidecars

### RACE 19 - GRID (7 Laps)

ROW 12	24	8	TAMPIN / TAYLOR	23	7	CROWE / CROWE	
ROW 11				22	46	SAUNDERS / HODGSON	1:30.499
ROW 10			1:27.766	20	167	PETTMAN / SAUNDERS	1:27.754
ROW 9				19	67	JEFFREY / FIELD	
ROW 8			1:24.417	18	156	DELAMARRE / SKINNER	1:24.392
ROW 7				17	36	QUIRK / SCHOFIELD	
ROW 6			1:24.283	16	5	TAYLOR / HART	1:23.133
ROW 5				15	61	FORREST / McCAULEY	
ROW 4			1:22.601	14	121	LAWRENCE / HUGHES	1:21.251
ROW 3				13	84	COSTELLO / WHEELER	
ROW 2			1:20.928	12	37	MORPHET/ REILLY	1:20.746
ROW 1				11	16	BUMFREY/ HOPE	
ROW 12			1:20.414	10	44	KING / SIGSWORTH	1:19.791
ROW 11				9	118	BICKNELL / ENSOR	
ROW 10			1:19.413	8	62	WRIGHT / BAILEY	1:18.955
ROW 9				7	136	EDWARDS / EDWARDS	
ROW 8			1:18.477	6	117	POTTINGER / DODD	1:18.426
ROW 7				5	73	GOODIER / STONE	
ROW 6			1:18.043	4	25	GIBSON / GIBSON	1:17.721
ROW 5				3	12	JACKSON / ROBERTS	
ROW 4			1:16.644	2	27	KIRBY / KIRBY	1:15.355
ROW 3				1	4	MOLYNEUX / SAYLE	
ROW 2							<b>Pole</b>

These results are provisional until the conclusion of any judicial and technical matters.

Donington Park National  
Circuit Length = 1.9790 miles

Clerk Of Course :	Stewards :	Timekeeper :
-------------------	------------	--------------

Results can be found at [www.tsl-timing.com](http://www.tsl-timing.com)

Printed - 14:58 Saturday, 04 September 2021





### BMCRC - MRO Championships 2021 - Rnd 5 @ Donington National

### BMCRC-RKB F1 & F2 Sidecars

### RACE 19 - CLASSIFICATION

POS	NO	CL	PIC NAME	ENTRY	LAPS	TIME	GAP	DIFF	MPH	BEST	ON
1	4	F1	1 MOLYNEUX / SAYLE	KTM 890 R - A&J racing	7	8:55.701			92.84	1:15.163	6
2	27	F1	2 KIRBY / KIRBY	ARS Yamaha - KRT	7	9:09.590	13.889	13.889	90.49	1:16.674	3
3	25	F2	1 GIBSON / GIBSON	Shelbourne Suzuki - GDM	7	9:10.912	15.211	1.322	90.27	1:17.379	7
4	12	F2	2 JACKSON / ROBERTS	DMR Suzuki -	7	9:12.196	16.495	1.284	90.06	1:17.871	3
5	136	F1	3 EDWARDS / EDWARDS	LCR F1 Suzuki - ECONOMY HEATING SERVICES	7	9:21.409	25.708	9.213	88.59	1:18.391	2
6	117	F1	4 POTTINGER / DODD	LCR Yamaha - GB Precision Eng/Opal Fabrication	7	9:21.724	26.023	0.315	88.54	1:18.608	3
7	73	F2	3 GOODIER / BROWN	LCR - Rowtec ltd	7	9:30.807	35.106	9.083	87.13	1:19.429	7
8	44	F2	4 KING / SIGSWORTH	Lumley Ireson - T E Solutions uk	7	9:34.146	38.445	3.339	86.62	1:20.454	3
9	37	F2	5 MORPHET/ REILLY	LCR Suzuki -	7	9:40.079	44.378	5.933	85.74	1:21.396	2
10	84	F2	6 COSTELLO / WHEELER	LCR Kawasaki - FROG PROPERTY DEVELOPMEN	7	9:41.965	46.264	1.886	85.46	1:21.664	6
11	62	F1	5 WRIGHT / BAILEY	Ryde Yamaha - Stainless Steel Designs Ltd.	7	9:44.878	49.177	2.913	85.03	1:19.912	7
12	36	F2	7 QUIRK / SCHOFIELD	Ireson Suzuki -	7	10:11.475	1:15.774	26.597	81.33	1:25.087	7
13	5	F2	8 TAYLOR / HART	Suzuki -	7	10:11.688	1:15.987	0.213	81.30	1:25.904	7
14	67	F1	6 JEFFREY / FIELD	Windle - MJP racing	7	10:11.989	1:16.288	0.301	81.26	1:25.553	7
15	66	F2	9 LUMLEY / MORALEE	Lumley Engineering Kawasaki - Lumley Engineering	7	10:13.285	1:17.584	1.296	81.09	1:25.336	7
16	167	F2	10 PETTMAN / SAUNDERS	Windle Yamaha - Wintec Racing	6	8:56.486	1 Lap	1 Lap	79.42	1:27.269	5

#### NOT CLASSIFIED

DNF	7	F1	CROWE / CROWE	LCR Yamaha - hcr hudspeth flooring	5	6:48.267	2 Laps	1 Lap	86.92	1:16.369	4
DNF	118	F1	BICKNELL / ENSOR	LCR Kawasaki -	3	4:06.953	4 Laps	2 Laps	85.99	1:19.760	3
DNF	16	F2	BUMFREY/ HOPE	LCR Suzuki -	3	4:13.266	4 Laps	6.313	83.85	1:21.399	2
DNF	121	F1	LAWRENCE / HUGHES	LCR Yamaha - highfield transport, JHM autos	2	3:13.305	5 Laps	1 Lap	73.00	1:39.856	2
DNF	156	F2	DELAMARRE / SKINNER	Lumley Engineering - Lumley Engineering	1	1:34.785	6 Laps	1 Lap	73.72		
DNF	46	F2	SAUNDERS / HODGSON	Baker Hybrid Honda -	0						

#### FASTEST LAP

4	F1	MOLYNEUX / SAYLE	KTM 890 R - A&J racing	6	1:15.163	94.78 mph	152.54 kph
25	F2	GIBSON / GIBSON	Shelbourne Suzuki - GDM	7	1:17.379	92.07 mph	148.17 kph

Class F1 - 92.5% of Race Speed = 85.87 mph  
 Class F2 - 92.5% of Race Speed = 83.49 mph

Weather / Track : Cloudy / Dry

These results are provisional until the conclusion of any judicial and technical matters.

Donington Park National: 1.9790 miles

Race Distance: 7 Laps / 13.85 miles

Start: 17:35 Flag 17:44 End: 17:46

Clerk Of Course :	Stewards :	Timekeeper :
-------------------	------------	--------------

Results can be found at [www.tsl-timing.com](http://www.tsl-timing.com)

Printed - 17:48 Saturday, 04 September 2021



# BMCRC - MRO Championships 2021 - Rnd 5 @ Donington National

## BMCRC-RKB F1 & F2 Sidecars

### RACE 19 - LAP CHART

#### LAP 1 @ 17:37:09.949

NO	BEHIND	LAP TIME
4		1:19.221
12	2.755	1:21.976
25	4.043	1:23.264
27	4.285	1:23.506
136	4.989	1:24.210
44	6.704	1:25.925
118	7.142	1:26.363
117	7.187	1:26.408
73	9.064	1:28.285
37	10.075	1:29.296
7	10.152	1:29.373
84	10.426	1:29.647
16	10.588	1:29.809
67	13.298	1:32.519
121	14.228	1:33.449
5	14.842	1:34.063
36	15.087	1:34.308
156	15.564	1:34.785
66	16.327	1:35.548
167	17.444	1:36.665
62	20.943	1:40.164

#### LAP 2 @ 17:38:25.702

NO	BEHIND	LAP TIME
4		1:15.753
12	4.909	1:17.907
27	6.216	1:17.684
25	6.552	1:18.262
136	7.627	1:18.391
117	10.141	1:18.707
44	11.637	1:20.686
118	12.219	1:20.830
7	12.491	1:18.092
73	13.055	1:19.744
37	15.718	1:21.396
16	16.234	1:21.399
84	17.276	1:22.603
67	24.178	1:26.633
36	24.805	1:25.471
5	25.424	1:26.335
66	26.977	1:26.403
62	27.279	1:22.089
167	30.452	1:28.761
121	38.331	1:39.856

#### LAP 3 @ 17:39:42.140

NO	BEHIND	LAP TIME
4		1:16.438
12	6.342	1:17.871
27	6.452	1:16.674
25	7.924	1:17.810
136	10.077	1:18.888
117	12.311	1:18.608
7	13.234	1:17.181
118	15.541	1:19.760
44	15.653	1:20.454
73	16.335	1:19.718
37	21.032	1:21.752
16	21.854	1:22.058
84	22.767	1:21.929
62	33.024	1:22.183

67	34.464	1:26.724
36	35.033	1:26.666
5	35.277	1:26.291
66	36.242	1:25.703
167	42.195	1:28.181

#### LAP 4 @ 17:40:58.229

NO	BEHIND	LAP TIME
4		1:16.089
27	7.809	1:17.446
12	9.081	1:18.828
25	9.378	1:17.543
136	13.219	1:19.231
7	13.514	1:16.369
117	14.946	1:18.724
44	21.494	1:21.930
73	21.895	1:21.649
37	26.936	1:21.993
84	28.963	1:22.285
62	37.285	1:20.350
67	44.813	1:26.438
5	45.740	1:26.552
36	46.420	1:27.476
66	46.605	1:26.452
167	54.123	1:28.017

#### LAP 5 @ 17:42:14.201

NO	BEHIND	LAP TIME
4		1:15.972
27	8.946	1:17.109
12	11.949	1:18.840
25	12.070	1:18.664
136	17.447	1:20.200
117	17.933	1:18.959
7	24.794	1:27.252 P
44	27.966	1:22.444
73	28.138	1:22.215
37	32.564	1:21.600
84	34.973	1:21.982
62	41.461	1:20.148
67	56.062	1:27.221
5	56.173	1:26.405
36	56.857	1:26.409
66	57.171	1:26.538
167	1:05.420	1:27.269

#### LAP 6 @ 17:43:29.364

NO	BEHIND	LAP TIME
4		1:15.163
27	11.816	1:18.033
25	14.897	1:17.990
12	15.604	1:18.818
136	22.384	1:20.100
117	22.856	1:20.086
73	32.742	1:19.767
44	34.124	1:21.321
37	39.415	1:22.014
84	41.474	1:21.664
62	46.330	1:20.032
5	1:07.148	1:26.138
36	1:07.752	1:26.058
67	1:07.800	1:26.901
66	1:09.313	1:27.305

#### LAP 7 @ 17:44:46.429

NO	BEHIND	LAP TIME
4		1:17.065
167	1 Lap	1:27.593
27	13.889	1:19.138
25	15.211	1:17.379
12	16.495	1:17.956
136	25.708	1:20.389
117	26.023	1:20.232
73	35.106	1:19.429
44	38.445	1:21.386
37	44.378	1:22.028
84	46.264	1:21.855
62	49.177	1:19.912
36	1:15.774	1:25.087
5	1:15.987	1:25.904
67	1:16.288	1:25.553
66	1:17.584	1:25.336

Weather / Track : Cloudy / Dry

Results can be found at [www.tsl-timing.com](http://www.tsl-timing.com)

Donington Park National  
Circuit Length = 1.9790 miles  
Start: 17:35 Flag 17:44 End: 17:46

Printed - 17:48 Saturday, 04 September 2021

# BMCRC - MRO Championships 2021 - Rnd 5 @ Donington National

## BMCRC-RKB F1 & F2 Sidecars

### RACE 19 - SECTOR ANALYSIS



SECTOR 1 = FL to I1, SECTOR 2 = I1 to FL, DIFF = Difference To Personal Best Lap, P = Crossed Finish Line in Pit Lane, D = Time Disallowed

P1		4 F1		MOLYNEUX / SAYLE		KTM 890 R - A&J racing	
IDEAL LAP TIME : 1:15.163		BEST LAP TIME : 1:15.163		DIFFERENCE : 0.000			
LAP	SECTOR 1	SECTOR 2	LAP TIME	MPH	DIFF	TIME OF DAY	
1 -		26.702	1:19.221	89.93	4.058	17:37:09.949	
2 -	49.170	26.583	1:15.753 (2)	94.05	0.590	17:38:25.702	
3 -	49.747	26.691	1:16.438	93.20	1.275	17:39:42.140	
4 -	49.389	26.700	1:16.089	93.63	0.926	17:40:58.229	
5 -	49.258	26.714	1:15.972 (3)	93.77	0.809	17:42:14.201	
6 -	<b>48.777</b>	<b>26.386</b>	<b>1:15.163 (1)</b>	<b>94.78</b>		<b>17:43:29.364</b>	
7 -	49.129	27.936	1:17.065	92.44	1.902	17:44:46.429	

P2		27 F1		KIRBY / KIRBY		ARS Yamaha - KRT	
IDEAL LAP TIME : 1:16.674		BEST LAP TIME : 1:16.674		DIFFERENCE : 0.000			
LAP	SECTOR 1	SECTOR 2	LAP TIME	MPH	DIFF	TIME OF DAY	
1 -		27.090	1:23.506	85.31	6.832	17:37:14.234	
2 -	50.438	27.246	1:17.684	91.71	1.010	17:38:31.918	
3 -	<b>49.647</b>	<b>27.027</b>	<b>1:16.674 (1)</b>	<b>92.92</b>		<b>17:39:48.592</b>	
4 -	50.174	27.272	1:17.446 (3)	91.99	0.772	17:41:06.038	
5 -	50.039	27.070	1:17.109 (2)	92.39	0.435	17:42:23.147	
6 -	50.507	27.526	1:18.033	91.30	1.359	17:43:41.180	
7 -	51.281	27.857	1:19.138	90.02	2.464	17:45:00.318	

P3		25 F2		GIBSON / GIBSON		Shelbourne Suzuki - GDM	
IDEAL LAP TIME : 1:17.379		BEST LAP TIME : 1:17.379		DIFFERENCE : 0.000			
LAP	SECTOR 1	SECTOR 2	LAP TIME	MPH	DIFF	TIME OF DAY	
1 -		27.367	1:23.264	85.56	5.885	17:37:13.992	
2 -	50.419	27.843	1:18.262	91.03	0.883	17:38:32.254	
3 -	50.348	27.462	1:17.810 (3)	91.56	0.431	17:39:50.064	
4 -	50.150	27.393	1:17.543 (2)	91.87	0.164	17:41:07.607	
5 -	50.941	27.723	1:18.664	90.57	1.285	17:42:26.271	
6 -	50.673	27.317	1:17.990	91.35	0.611	17:43:44.261	
7 -	<b>50.106</b>	<b>27.273</b>	<b>1:17.379 (1)</b>	<b>92.07</b>		<b>17:45:01.640</b>	

P4		12 F2		JACKSON / ROBERTS		DMR Suzuki -	
IDEAL LAP TIME : 1:17.728		BEST LAP TIME : 1:17.871		DIFFERENCE : 0.143			
LAP	SECTOR 1	SECTOR 2	LAP TIME	MPH	DIFF	TIME OF DAY	
1 -		27.681	1:21.976	86.91	4.105	17:37:12.704	
2 -	50.480	<b>27.427</b>	1:17.907 (2)	91.45	0.036	17:38:30.611	
3 -	<b>50.301</b>	27.570	<b>1:17.871 (1)</b>	<b>91.49</b>		<b>17:39:48.482</b>	
4 -	51.126	27.702	1:18.828	90.38	0.957	17:41:07.310	
5 -	51.025	27.815	1:18.840	90.36	0.969	17:42:26.150	
6 -	51.344	27.474	1:18.818	90.39	0.947	17:43:44.968	
7 -	50.372	27.584	1:17.956 (3)	91.39	0.085	17:45:02.924	

P5		136 F1		EDWARDS / EDWARDS		LCR F1 Suzuki - ECONOMY HEATING SERVICES	
IDEAL LAP TIME : 1:18.391		BEST LAP TIME : 1:18.391		DIFFERENCE : 0.000			
LAP	SECTOR 1	SECTOR 2	LAP TIME	MPH	DIFF	TIME OF DAY	
1 -		27.461	1:24.210	84.60	5.819	17:37:14.938	
2 -	<b>50.950</b>	<b>27.441</b>	<b>1:18.391 (1)</b>	<b>90.88</b>		<b>17:38:33.329</b>	
3 -	51.285	27.603	1:18.888 (2)	90.31	0.497	17:39:52.217	
4 -	51.373	27.858	1:19.231 (3)	89.92	0.840	17:41:11.448	
5 -	51.958	28.242	1:20.200	88.83	1.809	17:42:31.648	
6 -	51.969	28.131	1:20.100	88.94	1.709	17:43:51.748	
7 -	52.249	28.140	1:20.389	88.62	1.998	17:45:12.137	

Weather / Track : Cloudy / Dry

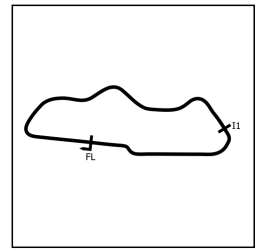
Donington Park National  
Circuit Length = 1.9790 miles  
Start: 17:35 Flag 17:44 End: 17:46



# BMCRC - MRO Championships 2021 - Rnd 5 @ Donington National

## BMCRC-RKB F1 & F2 Sidecars

### RACE 19 - SECTOR ANALYSIS



SECTOR 1 = FL to I1, SECTOR 2 = I1 to FL, DIFF = Difference To Personal Best Lap, P = Crossed Finish Line in Pit Lane, D = Time Disallowed

P6 117 F1		POTTINGER / DODD		LCR Yamaha - GB Precision Eng/Opal Fabrication		
IDEAL LAP TIME : 1:18.238		BEST LAP TIME : 1:18.608		DIFFERENCE : 0.370		
LAP	SECTOR 1	SECTOR 2	LAP TIME	MPH	DIFF	TIME OF DAY
1 -		28.299	1:26.408	82.45	7.800	17:37:17.136
2 -	51.417	<b>27.290</b>	1:18.707 (2)	90.52	0.099	17:38:35.843
3 -	51.040	27.568	<b>1:18.608 (1)</b>	<b>90.63</b>		<b>17:39:54.451</b>
4 -	51.185	27.539	1:18.724 (3)	90.50	0.116	17:41:13.175
5 -	<b>50.948</b>	28.011	1:18.959	90.23	0.351	17:42:32.134
6 -	51.850	28.236	1:20.086	88.96	1.478	17:43:52.220
7 -	52.133	28.099	1:20.232	88.80	1.624	17:45:12.452

P7 73 F2		GOODIER / BROWN		LCR - Rowtec Ltd		
IDEAL LAP TIME : 1:19.374		BEST LAP TIME : 1:19.429		DIFFERENCE : 0.055		
LAP	SECTOR 1	SECTOR 2	LAP TIME	MPH	DIFF	TIME OF DAY
1 -		30.104	1:28.285	80.70	8.856	17:37:19.013
2 -	51.632	28.112	1:19.744 (3)	89.34	0.315	17:38:38.757
3 -	51.761	27.957	1:19.718 (2)	89.37	0.289	17:39:58.475
4 -	52.644	29.005	1:21.649	87.25	2.220	17:41:20.124
5 -	53.148	29.067	1:22.215	86.65	2.786	17:42:42.339
6 -	51.907	<b>27.860</b>	1:19.767	89.31	0.338	17:44:02.106
7 -	<b>51.514</b>	27.915	<b>1:19.429 (1)</b>	<b>89.69</b>		<b>17:45:21.535</b>

P8 44 F2		KING / SIGSWORTH		Lumley Ireson - T E Solutions uk		
IDEAL LAP TIME : 1:20.454		BEST LAP TIME : 1:20.454		DIFFERENCE : 0.000		
LAP	SECTOR 1	SECTOR 2	LAP TIME	MPH	DIFF	TIME OF DAY
1 -		28.508	1:25.925	82.91	5.471	17:37:16.653
2 -	52.144	28.542	1:20.686 (2)	88.30	0.232	17:38:37.339
3 -	<b>52.129</b>	<b>28.325</b>	<b>1:20.454 (1)</b>	<b>88.55</b>		<b>17:39:57.793</b>
4 -	52.973	28.957	1:21.930	86.96	1.476	17:41:19.723
5 -	53.355	29.089	1:22.444	86.41	1.990	17:42:42.167
6 -	52.880	28.441	1:21.321 (3)	87.61	0.867	17:44:03.488
7 -	52.815	28.571	1:21.386	87.54	0.932	17:45:24.874

P9 37 F2		MORPHET/ REILLY		LCR Suzuki -		
IDEAL LAP TIME : 1:21.132		BEST LAP TIME : 1:21.396		DIFFERENCE : 0.264		
LAP	SECTOR 1	SECTOR 2	LAP TIME	MPH	DIFF	TIME OF DAY
1 -		30.037	1:29.296	79.78	7.900	17:37:20.024
2 -	<b>52.450</b>	28.946	<b>1:21.396 (1)</b>	<b>87.53</b>		<b>17:38:41.420</b>
3 -	52.743	29.009	1:21.752 (3)	87.14	0.356	17:40:03.172
4 -	53.173	28.820	1:21.993	86.89	0.597	17:41:25.165
5 -	52.918	<b>28.682</b>	1:21.600 (2)	87.31	0.204	17:42:46.765
6 -	53.298	28.716	1:22.014	86.87	0.618	17:44:08.779
7 -	53.157	28.871	1:22.028	86.85	0.632	17:45:30.807

P10 84 F2		COSTELLO / WHEELER		LCR Kawasaki - FROG PROPERTY DEVELOPMENTS LTD		
IDEAL LAP TIME : 1:21.637		BEST LAP TIME : 1:21.664		DIFFERENCE : 0.027		
LAP	SECTOR 1	SECTOR 2	LAP TIME	MPH	DIFF	TIME OF DAY
1 -		29.867	1:29.647	79.47	7.983	17:37:20.375
2 -	53.883	<b>28.720</b>	1:22.603	86.25	0.939	17:38:42.978
3 -	53.137	28.792	1:21.929 (3)	86.96	0.265	17:40:04.907
4 -	53.500	28.785	1:22.285	86.58	0.621	17:41:27.192
5 -	53.152	28.830	1:21.982	86.90	0.318	17:42:49.174
6 -	<b>52.917</b>	28.747	<b>1:21.664 (1)</b>	<b>87.24</b>		<b>17:44:10.838</b>
7 -	53.048	28.807	1:21.855 (2)	87.03	0.191	17:45:32.693

Weather / Track : Cloudy / Dry

Donington Park National  
Circuit Length = 1.9790 miles  
Start: 17:35 Flag 17:44 End: 17:46

# BMCRC - MRO Championships 2021 - Rnd 5 @ Donington National

## BMCRC-RKB F1 & F2 Sidecars

### RACE 19 - SECTOR ANALYSIS



SECTOR 1 = FL to I1, SECTOR 2 = I1 to FL, DIFF = Difference To Personal Best Lap, P = Crossed Finish Line in Pit Lane, D = Time Disallowed

P11 62 F1		WRIGHT / BAILEY		Ryde Yamaha - Stainless Steel Designs Ltd.		
IDEAL LAP TIME : 1:19.705		BEST LAP TIME : 1:19.912		DIFFERENCE : 0.207		
LAP	SECTOR 1	SECTOR 2	LAP TIME	MPH	DIFF	TIME OF DAY
1 -		41.238	1:40.164	71.12	20.252	17:37:30.892
2 -	53.530	28.559	1:22.089	86.79	2.177	17:38:52.981
3 -	53.724	28.459	1:22.183	86.69	2.271	17:40:15.164
4 -	52.022	28.328	1:20.350	88.67	0.438	17:41:35.514
5 -	51.969	<b>28.179</b>	1:20.148 (3)	88.89	0.236	17:42:55.662
6 -	<b>51.526</b>	28.506	1:20.032 (2)	89.02	0.120	17:44:15.694
7 -	51.588	28.324	<b>1:19.912 (1)</b>	<b>89.15</b>		<b>17:45:35.606</b>

P12 36 F2		QUIRK / SCHOFIELD		Ireson Suzuki -		
IDEAL LAP TIME : 1:25.087		BEST LAP TIME : 1:25.087		DIFFERENCE : 0.000		
LAP	SECTOR 1	SECTOR 2	LAP TIME	MPH	DIFF	TIME OF DAY
1 -		30.365	1:34.308	75.54	9.221	17:37:25.036
2 -	55.786	29.685	1:25.471 (2)	83.35	0.384	17:38:50.507
3 -	56.270	30.396	1:26.666	82.20	1.579	17:40:17.173
4 -	56.399	31.077	1:27.476	81.44	2.389	17:41:44.649
5 -	56.212	30.197	1:26.409	82.45	1.322	17:43:11.058
6 -	55.929	30.129	1:26.058 (3)	82.78	0.971	17:44:37.116
7 -	<b>55.693</b>	<b>29.394</b>	<b>1:25.087 (1)</b>	<b>83.73</b>		<b>17:46:02.203</b>

P13 5 F2		TAYLOR / HART		Suzuki -		
IDEAL LAP TIME : 1:25.427		BEST LAP TIME : 1:25.904		DIFFERENCE : 0.477		
LAP	SECTOR 1	SECTOR 2	LAP TIME	MPH	DIFF	TIME OF DAY
1 -		31.055	1:34.063	75.74	8.159	17:37:24.791
2 -	56.436	29.899	1:26.335	82.52	0.431	17:38:51.126
3 -	56.425	<b>29.866</b>	1:26.291 (3)	82.56	0.387	17:40:17.417
4 -	56.538	30.014	1:26.552	82.31	0.648	17:41:43.969
5 -	55.951	30.454	1:26.405	82.45	0.501	17:43:10.374
6 -	<b>55.561</b>	30.577	1:26.138 (2)	82.71	0.234	17:44:36.512
7 -	55.750	30.154	<b>1:25.904 (1)</b>	<b>82.93</b>		<b>17:46:02.416</b>

P14 67 F1		JEFFREY / FIELD		Windle - MJP racing		
IDEAL LAP TIME : 1:25.296		BEST LAP TIME : 1:25.553		DIFFERENCE : 0.257		
LAP	SECTOR 1	SECTOR 2	LAP TIME	MPH	DIFF	TIME OF DAY
1 -		29.999	1:32.519	77.00	6.966	17:37:23.247
2 -	56.840	29.793	1:26.633 (3)	82.23	1.080	17:38:49.880
3 -	56.630	30.094	1:26.724	82.15	1.171	17:40:16.604
4 -	<b>56.266</b>	30.172	1:26.438 (2)	82.42	0.885	17:41:43.042
5 -	56.451	30.770	1:27.221	81.68	1.668	17:43:10.263
6 -	57.166	29.735	1:26.901	81.98	1.348	17:44:37.164
7 -	56.523	<b>29.030</b>	<b>1:25.553 (1)</b>	<b>83.27</b>		<b>17:46:02.717</b>

P15 66 F2		LUMLEY / MORALEE		Lumley Engineering Kawasaki - Lumley Engineering Ltd		
IDEAL LAP TIME : 1:25.299		BEST LAP TIME : 1:25.336		DIFFERENCE : 0.037		
LAP	SECTOR 1	SECTOR 2	LAP TIME	MPH	DIFF	TIME OF DAY
1 -		31.357	1:35.548	74.56	10.212	17:37:26.276
2 -	56.147	30.256	1:26.403 (3)	82.45	1.067	17:38:52.679
3 -	55.464	<b>30.239</b>	1:25.703 (2)	83.13	0.367	17:40:18.382
4 -	56.183	30.269	1:26.452	82.41	1.116	17:41:44.834
5 -	55.686	30.852	1:26.538	82.32	1.202	17:43:11.372
6 -	56.472	30.833	1:27.305	81.60	1.969	17:44:38.677
7 -	<b>55.060</b>	30.276	<b>1:25.336 (1)</b>	<b>83.48</b>		<b>17:46:04.013</b>

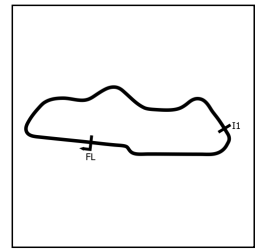
Weather / Track : Cloudy / Dry

Donington Park National  
 Circuit Length = 1.9790 miles  
 Start: 17:35 Flag 17:44 End: 17:46

# BMCRC - MRO Championships 2021 - Rnd 5 @ Donington National

## BMCRC-RKB F1 & F2 Sidecars

### RACE 19 - SECTOR ANALYSIS



SECTOR 1 = FL to I1, SECTOR 2 = I1 to FL, DIFF = Difference To Personal Best Lap, P = Crossed Finish Line in Pit Lane, D = Time Disallowed

LAP	SECTOR 1	SECTOR 2	LAP TIME	MPH	DIFF	TIME OF DAY
<b>P16 167 F2 PETTMAN / SAUNDERS</b> Windle Yamaha - Wintec Racing						
IDEAL LAP TIME : 1:27.269		BEST LAP TIME : 1:27.269		DIFFERENCE : 0.000		
LAP	SECTOR 1	SECTOR 2	LAP TIME	MPH	DIFF	TIME OF DAY
1 -		31.819	1:36.665	73.70	9.396	17:37:27.393
2 -	57.104	31.657	1:28.761	80.26	1.492	17:38:56.154
3 -	56.688	31.493	1:28.181	80.79	0.912	17:40:24.335
4 -	56.551	31.466	1:28.017 (3)	80.94	0.748	17:41:52.352
5 -	<b>56.371</b>	<b>30.898</b>	<b>1:27.269 (1)</b>	<b>81.64</b>		<b>17:43:19.621</b>
6 -	56.471	31.122	1:27.593 (2)	81.33	0.324	17:44:47.214
<b>P17 7 F1 CROWE / CROWE</b> LCR Yamaha - hcr hudspeth flooring						
IDEAL LAP TIME : 1:16.369		BEST LAP TIME : 1:16.369		DIFFERENCE : 0.000		
LAP	SECTOR 1	SECTOR 2	LAP TIME	MPH	DIFF	TIME OF DAY
1 -		29.184	1:29.373	79.71	13.004	17:37:20.101
2 -	50.815	27.277	1:18.092 (3)	91.23	1.723	17:38:38.193
3 -	50.026	27.155	1:17.181 (2)	92.31	0.812	17:39:55.374
4 -	<b>49.497</b>	<b>26.872</b>	<b>1:16.369 (1)</b>	<b>93.29</b>		<b>17:41:11.743</b>
5 -	49.547	IN PIT	1:27.252 P	81.65	10.883	17:42:38.995
<b>P18 118 F1 BICKNELL / ENSOR</b> LCR Kawasaki -						
IDEAL LAP TIME : 1:19.760		BEST LAP TIME : 1:19.760		DIFFERENCE : 0.000		
LAP	SECTOR 1	SECTOR 2	LAP TIME	MPH	DIFF	TIME OF DAY
1 -		28.419	1:26.363	82.49	6.603	17:37:17.091
2 -	53.106	27.724	1:20.830 (2)	88.14	1.070	17:38:37.921
3 -	<b>52.220</b>	<b>27.540</b>	<b>1:19.760 (1)</b>	<b>89.32</b>		<b>17:39:57.681</b>
<b>P19 16 F2 BUMFREY/ HOPE</b> LCR Suzuki -						
IDEAL LAP TIME : 1:21.399		BEST LAP TIME : 1:21.399		DIFFERENCE : 0.000		
LAP	SECTOR 1	SECTOR 2	LAP TIME	MPH	DIFF	TIME OF DAY
1 -		29.457	1:29.809	79.33	8.410	17:37:20.537
2 -	<b>52.749</b>	<b>28.650</b>	<b>1:21.399 (1)</b>	<b>87.52</b>		<b>17:38:41.936</b>
3 -	53.383	28.675	1:22.058 (2)	86.82	0.659	17:40:03.994
<b>P20 121 F1 LAWRENCE / HUGHES</b> LCR Yamaha - highfield transport, JHM autos						
IDEAL LAP TIME : 1:30.541		BEST LAP TIME : 1:39.856		DIFFERENCE : 9.315		
LAP	SECTOR 1	SECTOR 2	LAP TIME	MPH	DIFF	TIME OF DAY
1 -		<b>30.038</b>	1:33.449	76.24		17:37:24.177
2 -	<b>1:00.503</b>	39.353	<b>1:39.856 (1)</b>	<b>71.34</b>		<b>17:39:04.033</b>
<b>P21 156 F2 DELAMARRE / SKINNER</b> Lumley Engineering - Lumley Engineering						
IDEAL LAP TIME :		BEST LAP TIME :		DIFFERENCE :		
LAP	SECTOR 1	SECTOR 2	LAP TIME	MPH	DIFF	TIME OF DAY
1 -		<b>31.085</b>	1:34.785	75.16		17:37:25.513

Weather / Track : Cloudy / Dry

Donington Park National  
 Circuit Length = 1.9790 miles  
 Start: 17:35 Flag 17:44 End: 17:46

# BMCRC - MRO Championships 2021 - Rnd 5 @ Donington National

## BMCRC-RKB F1 & F2 Sidecars

### RACE 19 - BEST SECTORS

SECTOR 1			SECTOR 2			IDEAL / BEST COMPARISON						
POS	NO	NAME	TIME	NO	NAME	TIME	POS	NO	NAME	IDEAL	BEST	DIFF
									<b>PERFECT LAP</b>	<b>1:15.163</b>		
1	4	MOLYNEUX / SAYLE	48.777	4	MOLYNEUX / SAYLE	26.386	1	4	MOLYNEUX / SAYLE	1:15.163	1:15.163	0.000
2	7	CROWE / CROWE	49.497	7	CROWE / CROWE	26.872	2	7	CROWE / CROWE	1:16.369	1:16.369	0.000
3	27	KIRBY / KIRBY	49.647	27	KIRBY / KIRBY	27.027	3	27	KIRBY / KIRBY	1:16.674	1:16.674	0.000
4	25	GIBSON / GIBSON	50.106	25	GIBSON / GIBSON	27.273	4	25	GIBSON / GIBSON	1:17.379	1:17.379	0.000
5	12	JACKSON / ROBERTS	50.301	117	POTTINGER / DODD	27.290	5	12	JACKSON / ROBERTS	1:17.728	1:17.871	0.143
6	117	POTTINGER / DODD	50.948	12	JACKSON / ROBERTS	27.427	6	117	POTTINGER / DODD	1:18.238	1:18.608	0.370
7	136	EDWARDS / EDWARDS	50.950	136	EDWARDS / EDWARDS	27.441	7	136	EDWARDS / EDWARDS	1:18.391	1:18.391	0.000
8	73	GOODIER / BROWN	51.514	118	BICKNELL / ENSOR	27.540	8	73	GOODIER / BROWN	1:19.374	1:19.429	0.055
9	62	WRIGHT / BAILEY	51.526	73	GOODIER / BROWN	27.860	9	62	WRIGHT / BAILEY	1:19.705	1:19.912	0.207
10	44	KING / SIGSWORTH	52.129	62	WRIGHT / BAILEY	28.179	10	118	BICKNELL / ENSOR	1:19.760	1:19.760	0.000
11	118	BICKNELL / ENSOR	52.220	44	KING / SIGSWORTH	28.325	11	44	KING / SIGSWORTH	1:20.454	1:20.454	0.000
12	37	MORPHET / REILLY	52.450	16	BUMFREY / HOPE	28.650	12	37	MORPHET / REILLY	1:21.132	1:21.396	0.264
13	16	BUMFREY / HOPE	52.749	37	MORPHET / REILLY	28.682	13	16	BUMFREY / HOPE	1:21.399	1:21.399	0.000
14	84	COSTELLO / WHEELER	52.917	84	COSTELLO / WHEELER	28.720	14	84	COSTELLO / WHEELER	1:21.637	1:21.664	0.027
15	66	LUMLEY / MORALEE	55.060	67	JEFFREY / FIELD	29.030	15	36	QUIRK / SCHOFIELD	1:25.087	1:25.087	0.000
16	5	TAYLOR / HART	55.561	36	QUIRK / SCHOFIELD	29.394	16	67	JEFFREY / FIELD	1:25.296	1:25.553	0.257
17	36	QUIRK / SCHOFIELD	55.693	5	TAYLOR / HART	29.866	17	66	LUMLEY / MORALEE	1:25.299	1:25.336	0.037
18	67	JEFFREY / FIELD	56.266	121	LAWRENCE / HUGHES	30.038	18	5	TAYLOR / HART	1:25.427	1:25.904	0.477
19	167	PETTMAN / SAUNDERS	56.371	66	LUMLEY / MORALEE	30.239	19	167	PETTMAN / SAUNDEI	1:27.269	1:27.269	0.000
20	121	LAWRENCE / HUGHES	1:00.503	167	PETTMAN / SAUNDERS	30.898	20	121	LAWRENCE / HUGHE	1:30.541	1:39.856	9.315
21				156	DELAMARRE / SKINNER	31.085	21	156	DELAMARRE / SKINN			
22												

Weather / Track : Cloudy / Dry

Results can be found at [www.tsl-timing.com](http://www.tsl-timing.com)

Donington Park National  
Circuit Length = 1.9790 miles  
Start: 17:35 Flag 17:44 End: 17:46

Printed - 17:48 Saturday, 04 September 2021

# BMCRC - MRO Championships 2021 - Rnd 5 @ Donington National

## BMCRC-RKB F1 & F2 Sidecars

### RACE 19 - STATISTICS

**Competitors Started** 21  
**Planned Start** 2021-09-04 @ 17:47:00.000  
**Actual Start** 2021-09-04 @ 17:35:50.727  
**Finish Time** 2021-09-04 @ 17:44:46.428  
**Track Length** 1.9790mi.  
**Total Laps** 125  
**Total Distance Covered** 247.3834mi.

#### Session Fastest Lap History

NO	CL	NAME	LAP TIME	TIME OF DAY	LAP	VEHICLE
4	F1	MOLYNEUX / SAYLE	1:15.753	17:38:25.725	2	KTM 890 R
4	F1	MOLYNEUX / SAYLE	1:15.163	17:43:29.388	6	KTM 890 R

#### Session Leader History

NO	CL	NAME	FROM LAP	LAPS LED	DISTANCE	VEHICLE
4	F1	MOLYNEUX / SAYLE	1	7	13.81 miles	KTM 890 R

#### Flag History

TYPE	TIME OF DAY
GREEN	17:35:50.727
FINISH	17:44:46.428

#### Flag Statistics

TYPE	COUNT	TOTAL LAPS	TOTAL TIME
Green	1	7	10:18.571
Red	0	0	0.000
Safety Car	0	0	0.000
FCY	0	0	0.000

# BMCRC - MRO Championships 2021 - Rnd 5 @ Donington National

## BMCRC-RKB F1 & F2 Sidecars

### RACE 19 - STATISTICS

**CLASS : F1**

9 Starters

#### Fastest Lap History

NO	NAME	LAP TIME	TIME OF DAY	LAP	VEHICLE
4	MOLYNEUX / SAYLE	1:15.753	17:38:25.725	2	KTM 890 R
4	MOLYNEUX / SAYLE	1:15.163	17:43:29.388	6	KTM 890 R

#### Leader History

NO	NAME	FROM LAP	LAPS LED	DISTANCE	VEHICLE
4	MOLYNEUX / SAYLE	1	7	13.81 miles	KTM 890 R

Weather / Track : Cloudy / Dry

Results can be found at [www.tsl-timing.com](http://www.tsl-timing.com)

Page 2 of 3

Donington Park National  
Circuit Length = 1.9790 miles  
Start: 17:35 Flag 17:44 End: 17:46

Printed - 17:48 Saturday, 04 September 2021

# BMCRC - MRO Championships 2021 - Rnd 5 @ Donington National

## BMCRC-RKB F1 & F2 Sidecars

### RACE 19 - STATISTICS

CLASS : F2

12 Starters

#### Fastest Lap History

NO	NAME	LAP TIME	TIME OF DAY	LAP	VEHICLE
12	JACKSON / ROBERTS	1:17.907	17:38:30.621	2	DMR Suzuki
12	JACKSON / ROBERTS	1:17.871	17:39:48.492	3	DMR Suzuki
25	GIBSON / GIBSON	1:17.810	17:39:50.073	3	Shelbourne Suzuki
25	GIBSON / GIBSON	1:17.543	17:41:07.615	4	Shelbourne Suzuki
25	GIBSON / GIBSON	1:17.379	17:45:01.649	7	Shelbourne Suzuki

#### Leader History

NO	NAME	FROM LAP	LAPS LED	DISTANCE	VEHICLE
12	JACKSON / ROBERTS	1	5	9.85 miles	DMR Suzuki
25	GIBSON / GIBSON	6	2	3.95 miles	Shelbourne Suzuki

Weather / Track : Cloudy / Dry

Results can be found at [www.tsl-timing.com](http://www.tsl-timing.com)

Page 3 of 3

Donington Park National  
Circuit Length = 1.9790 miles  
Start: 17:35 Flag 17:44 End: 17:46

Printed - 17:48 Saturday, 04 September 2021



### BMCRC - MRO Championships 2021 - Rnd 5 @ Donington National

### BMCRC-RKB F1 & F2 Sidecars

### RACE 9 - GRID (10 Laps)

ROW 12	24	8	TAMPIN / TAYLOR	23	61	FORREST / McCAULEY				
ROW 11		22	46	SAUNDERS / HODGSON	21	156	DELAMARRE / SKINNER			
ROW 10		1:39.856	20	121	LAWRENCE / HUGHES	1:27.269	19	167	PETTMAN / SAUNDERS	
ROW 9			1:25.904	18	5	TAYLOR / HART	1:25.553	17	67	JEFFREY / FIELD
ROW 8		1:25.336	16	66	LUMLEY / MORALEE	1:25.087	15	36	QUIRK / SCHOFIELD	
ROW 7			1:21.664	14	84	COSTELLO / WHEELER	1:21.399	13	16	BUMFREY/ HOPE
ROW 6		1:21.396	12	37	MORPHET/ REILLY	1:20.454	11	44	KING / SIGSWORTH	
ROW 5			1:19.912	10	62	WRIGHT / BAILEY	1:19.760	9	118	BICKNELL / ENSOR
ROW 4		1:19.429	8	73	GOODIER / BROWN	1:18.608	7	117	POTTINGER / DODD	
ROW 3			1:18.391	6	136	EDWARDS / EDWARDS	1:17.871	5	12	JACKSON / ROBERTS
ROW 2		1:17.379	4	25	GIBSON / GIBSON	1:16.674	3	27	KIRBY / KIRBY	
ROW 1			1:16.369	2	7	CROWE / CROWE	1:15.163	1	4	MOLYNEUX / SAYLE
										<b>Pole</b>

Donington Park National  
Circuit Length = 1.9790 miles

These results are provisional until the conclusion of any judicial and technical matters.

Clerk Of Course :	Stewards :	Timekeeper :

Results can be found at [www.tsl-timing.com](http://www.tsl-timing.com)

Printed - 17:50 Saturday, 04 September 2021





## BMCRC - MRO Championships 2021 - Rnd 5 @ Donington National

### BMCRC-RKB F1 & F2 Sidecars

### RACE 9 - CLASSIFICATION

POS	NO	CL	PIC	NAME	ENTRY	LAPS	TIME	GAP	DIFF	MPH	BEST	ON
1	4	F1	1	MOLYNEUX / SAYLE	KTM 890 R - A&J racing	10	12:43.050			93.19	1:15.194	4
2	27	F1	2	KIRBY / KIRBY	ARS Yamaha - KRT	10	13:03.309	20.259	20.259	90.78	1:16.395	3
3	25	F2	1	GIBSON / GIBSON	Shelbourne Suzuki - GDM	10	13:03.480	20.430	0.171	90.76	1:16.914	5
4	12	F2	2	JACKSON / ROBERTS	DMR Suzuki -	10	13:04.226	21.176	0.746	90.67	1:16.526	7
5	136	F1	3	EDWARDS / EDWARDS	LCR F1 Suzuki - ECONOMY HEATING SERVICES	10	13:11.655	28.605	7.429	89.82	1:17.436	3
6	118	F1	4	BICKNELL / ENSOR	LCR Kawasaki -	10	13:14.588	31.538	2.933	89.49	1:17.989	10
7	62	F1	5	WRIGHT / BAILEY	Ryde Yamaha - Stainless Steel Designs Ltd.	10	13:18.180	35.130	3.592	89.09	1:18.455	2
8	73	F2	3	GOODIER / BROWN	LCR - Rowtec ltd	10	13:19.822	36.772	1.642	88.90	1:18.079	4
9	117	F1	6	POTTINGER / DODD	LCR Yamaha - GB Precision Eng/Opal Fabrication	10	13:29.486	46.436	9.664	87.84	1:18.944	4
10	44	F2	4	KING / SIGSWORTH	Lumley Ireson - T E Solutions uk	10	13:34.956	51.906	5.470	87.25	1:20.240	6
11	84	F2	5	COSTELLO / WHEELER	LCR Kawasaki - FROG PROPERTY DEVELOPMEN	10	13:38.711	55.661	3.755	86.85	1:20.621	5
12	37	F2	6	MORPHET/ REILLY	LCR Suzuki -	10	13:39.597	56.547	0.886	86.76	1:20.263	6
13	46	F2	7	SAUNDERS / HODGSON	Baker Hybrid Honda -	9	12:46.116	1 Lap	1 Lap	83.51	1:23.012	4
14	36	F2	8	QUIRK / SCHOFIELD	Ireson Suzuki -	9	12:52.277	1 Lap	6.161	82.85	1:23.150	4
15	67	F1	7	JEFFREY / FIELD	Windle - MJP racing	9	13:05.393	1 Lap	13.116	81.46	1:24.766	9
16	66	F2	9	LUMLEY / MORALEE	Lumley Engineering Kawasaki - Lumley Engineering	9	13:08.330	1 Lap	2.937	81.16	1:25.498	4
17	167	F2	10	PETTMAN / SAUNDERS	Windle Yamaha - Wintec Racing	9	13:21.062	1 Lap	12.732	79.87	1:26.997	4

#### NOT CLASSIFIED

DNF	8	F1		TAMPIN / GILROY	Honda - n/a myself	7	11:12.864	3 Laps	2 Laps	73.91	1:31.130	6
DNF	61	F1		FORREST / McCAULEY	Wrinn/Taylor Yamaha - Tweedvale Motorcycles	4	5:46.466	6 Laps	3 Laps	81.86	1:23.954	4
DNF	121	F1		LAWRENCE / HUGHES	LCR Yamaha - highfield transport, JHM autos	2	3:14.112	8 Laps	2 Laps	72.70	1:39.022	2
DNF	5	F2		TAYLOR / HART	Suzuki -	1	1:31.789	9 Laps	1 Lap	76.13		
DNF	156	F2		DELAMARRE / SKINNER	Lumley Engineering - Lumley Engineering	0						

#### FASTEST LAP

4	F1	MOLYNEUX / SAYLE	KTM 890 R - A&J racing	4	1:15.194	94.75 mph	152.48 kph
12	F2	JACKSON / ROBERTS	DMR Suzuki -	7	1:16.526	93.10 mph	149.83 kph

Class F1 - 92.5% of Race Speed = 86.20 mph  
Class F2 - 92.5% of Race Speed = 83.95 mph

Donington Park National: 1.9790 miles  
Race Distance: 10 Laps / 19.79 miles  
Start: 11:53 Flag 12:06 End: 12:07

Weather / Track : Sunny / Dry

These results are provisional until the conclusion of any judicial and technical matters.

Clerk Of Course :	Stewards :	Timekeeper :
-------------------	------------	--------------

Results can be found at [www.tsl-timing.com](http://www.tsl-timing.com)

Printed - 12:07 Sunday, 05 September 2021



# BMCRC - MRO Championships 2021 - Rnd 5 @ Donington National

## BMCRC-RKB F1 & F2 Sidecars

### RACE 9 - LAP CHART

#### LAP 1 @ 11:55:00.184

NO	BEHIND	LAP TIME
4		1:19.126
27	2.852	1:21.978
25	3.148	1:22.274
136	3.787	1:22.913
12	5.204	1:24.330
73	5.402	1:24.528
62	6.086	1:25.212
118	6.950	1:26.076
44	7.665	1:26.791
84	7.984	1:27.110
117	8.991	1:28.117
37	9.937	1:29.063
5	12.663	1:31.789
66	13.240	1:32.366
67	13.948	1:33.074
61	14.264	1:33.390
36	15.426	1:34.552
121	15.964	1:35.090
46	16.977	1:36.103
167	17.214	1:36.340
8	18.893	1:38.019

#### LAP 2 @ 11:56:16.304

NO	BEHIND	LAP TIME
4		1:16.120
27	3.476	1:16.744
25	4.243	1:17.215
136	5.781	1:18.114
12	6.794	1:17.710
73	7.512	1:18.230
62	8.421	1:18.455
118	10.575	1:19.745
44	12.302	1:20.757
117	13.067	1:20.196
84	13.843	1:21.979
37	16.493	1:22.676
61	22.485	1:24.341
36	24.533	1:25.227
66	24.689	1:27.569
67	26.005	1:28.177
46	26.321	1:25.464
167	29.546	1:28.452
8	35.267	1:32.494
121	38.866	1:39.022

#### LAP 3 @ 11:57:32.009

NO	BEHIND	LAP TIME
4		1:15.705
27	4.166	1:16.395
25	5.772	1:17.234
136	7.512	1:17.436
12	8.956	1:17.867
73	9.906	1:18.099
62	11.543	1:18.827
118	13.468	1:18.598
117	17.069	1:19.707
44	17.120	1:20.523
84	19.378	1:21.240
37	22.780	1:21.992
61	31.561	1:24.781
36	33.170	1:24.342

46	33.942	1:23.326
66	35.917	1:26.933
67	37.370	1:27.070
167	41.350	1:27.509
8	53.972	1:34.410

#### LAP 4 @ 11:58:47.203

NO	BEHIND	LAP TIME
4		1:15.194
27	5.807	1:16.835
25	7.495	1:16.917
136	10.776	1:18.458
12	11.191	1:17.429
73	12.791	1:18.079
62	15.432	1:19.083
118	16.409	1:18.135
117	20.819	1:18.944
44	22.431	1:20.505
84	24.845	1:20.661
37	28.527	1:20.941
61	40.321	1:23.954
36	41.126	1:23.150
46	41.760	1:23.012
66	46.221	1:25.498
67	48.652	1:26.476
167	53.153	1:26.997
8	1:14.540	1:35.762

#### LAP 5 @ 12:00:02.673

NO	BEHIND	LAP TIME
4		1:15.470
27	7.192	1:16.855
25	8.939	1:16.914
12	14.012	1:18.291
136	15.779	1:20.473
73	16.220	1:18.899
62	19.150	1:19.188
118	19.824	1:18.885
117	24.743	1:19.394
44	27.665	1:20.704
84	29.996	1:20.621
37	33.847	1:20.790
36	49.401	1:23.745
46	49.550	1:23.260
66	57.624	1:26.873
67	1:00.367	1:27.185
167	1:04.790	1:27.107

#### LAP 6 @ 12:01:18.433

NO	BEHIND	LAP TIME
4		1:15.760
27	9.790	1:18.358
25	11.254	1:18.075
12	15.748	1:17.496
8	1 Lap	1:34.316
136	18.636	1:18.617
73	20.087	1:19.627
118	22.692	1:18.628
62	22.976	1:19.586
117	28.818	1:19.835
44	32.145	1:20.240
84	35.680	1:21.444
37	38.350	1:20.263

46	57.785	1:23.995
36	57.831	1:24.190
66	1:08.469	1:26.605
67	1:10.837	1:26.230

#### LAP 7 @ 12:02:34.354

NO	BEHIND	LAP TIME
4		1:15.921
167	1 Lap	1:27.094
27	11.887	1:18.018
25	12.493	1:17.160
12	16.353	1:16.526
136	21.258	1:18.543
73	24.162	1:19.996
118	25.248	1:18.477
62	26.263	1:19.208
117	32.473	1:19.576
8	1 Lap	1:31.130
44	36.717	1:20.493
84	41.282	1:21.523
37	43.130	1:20.701
46	1:05.966	1:24.102
36	1:07.344	1:25.434

#### LAP 8 @ 12:03:51.338

NO	BEHIND	LAP TIME
4		1:16.984
66	1 Lap	1:26.789
67	1 Lap	1:26.371
167	1 Lap	1:28.537
27	12.517	1:17.614
25	13.297	1:17.788
12	17.743	1:18.374
136	23.003	1:18.729
118	27.076	1:18.812
73	27.249	1:20.071
62	27.794	1:18.515
117	35.742	1:20.253
44	41.936	1:22.203
84	46.223	1:21.925
37	46.904	1:20.758
8	1 Lap	1:46.733 P
46	1:12.420	1:23.438
36	1:14.676	1:24.316

#### LAP 9 @ 12:05:07.353

NO	BEHIND	LAP TIME
4		1:16.015
66	1 Lap	1:27.983
67	1 Lap	1:26.044
27	15.192	1:18.690
25	15.893	1:18.611
12	20.373	1:18.645
167	1 Lap	1:29.090
136	25.786	1:18.798
118	30.304	1:19.243
62	32.008	1:20.229
73	32.849	1:21.615
117	41.846	1:22.119
44	47.230	1:21.309
84	51.285	1:21.077
37	52.296	1:21.407

#### LAP 10 @ 12:06:24.108

NO	BEHIND	LAP TIME
4		1:16.755
46	1 Lap	1:23.416
36	1 Lap	1:27.321
27	20.259	1:21.822
25	20.430	1:21.292
12	21.176	1:17.558
67	1 Lap	1:24.766
66	1 Lap	1:27.714
136	28.605	1:19.574
118	31.538	1:17.989
62	35.130	1:19.877
73	36.772	1:20.678
167	1 Lap	1:29.936
117	46.436	1:21.345
44	51.906	1:21.431
84	55.661	1:21.131
37	56.547	1:21.006

Weather / Track : Sunny / Dry

Results can be found at [www.tsl-timing.com](http://www.tsl-timing.com)

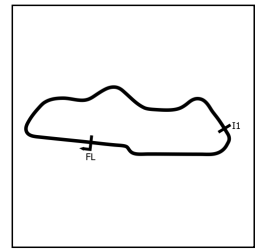
Donington Park National  
Circuit Length = 1.9790 miles  
Start: 11:53 Flag 12:06 End: 12:07

Printed - 12:07 Sunday, 05 September 2021

# BMCRC - MRO Championships 2021 - Rnd 5 @ Donington National

## BMCRC-RKB F1 & F2 Sidecars

### RACE 9 - SECTOR ANALYSIS



SECTOR 1 = FL to I1, SECTOR 2 = I1 to FL, DIFF = Difference To Personal Best Lap, P = Crossed Finish Line in Pit Lane, D = Time Disallowed

P1		4 F1		MOLYNEUX / SAYLE		KTM 890 R - A&J racing	
IDEAL LAP TIME : 1:15.194		BEST LAP TIME : 1:15.194		DIFFERENCE : 0.000			
LAP	SECTOR 1	SECTOR 2	LAP TIME	MPH	DIFF	TIME OF DAY	
1 -		26.493	1:19.126	90.04	3.932	11:55:00.184	
2 -	49.532	26.588	1:16.120	93.59	0.926	11:56:16.304	
3 -	49.061	26.644	1:15.705 (3)	94.11	0.511	11:57:32.009	
4 -	<b>48.799</b>	<b>26.395</b>	<b>1:15.194 (1)</b>	<b>94.75</b>		<b>11:58:47.203</b>	
5 -	49.034	26.436	1:15.470 (2)	94.40	0.276	12:00:02.673	
6 -	49.149	26.611	1:15.760	94.04	0.566	12:01:18.433	
7 -	49.331	26.590	1:15.921	93.84	0.727	12:02:34.354	
8 -	50.096	26.888	1:16.984	92.54	1.790	12:03:51.338	
9 -	49.516	26.499	1:16.015	93.72	0.821	12:05:07.353	
10 -	49.899	26.856	1:16.755	92.82	1.561	12:06:24.108	

P2		27 F1		KIRBY / KIRBY		ARS Yamaha - KRT	
IDEAL LAP TIME : 1:16.395		BEST LAP TIME : 1:16.395		DIFFERENCE : 0.000			
LAP	SECTOR 1	SECTOR 2	LAP TIME	MPH	DIFF	TIME OF DAY	
1 -		27.106	1:21.978	86.90	5.583	11:55:03.036	
2 -	49.530	27.214	1:16.744 (2)	92.83	0.349	11:56:19.780	
3 -	<b>49.476</b>	<b>26.919</b>	<b>1:16.395 (1)</b>	<b>93.26</b>		<b>11:57:36.175</b>	
4 -	49.890	26.945	1:16.835 (3)	92.72	0.440	11:58:53.010	
5 -	49.731	27.124	1:16.855	92.70	0.460	12:00:09.865	
6 -	51.015	27.343	1:18.358	90.92	1.963	12:01:28.223	
7 -	50.425	27.593	1:18.018	91.32	1.623	12:02:46.241	
8 -	50.316	27.298	1:17.614	91.79	1.219	12:04:03.855	
9 -	50.801	27.889	1:18.690	90.54	2.295	12:05:22.545	
10 -	52.575	29.247	1:21.822	87.07	5.427	12:06:44.367	

P3		25 F2		GIBSON / GIBSON		Shelbourne Suzuki - GDM	
IDEAL LAP TIME : 1:16.879		BEST LAP TIME : 1:16.914		DIFFERENCE : 0.035			
LAP	SECTOR 1	SECTOR 2	LAP TIME	MPH	DIFF	TIME OF DAY	
1 -		27.922	1:22.274	86.59	5.360	11:55:03.332	
2 -	50.029	27.186	1:17.215	92.27	0.301	11:56:20.547	
3 -	50.216	27.018	1:17.234	92.24	0.320	11:57:37.781	
4 -	<b>49.892</b>	27.025	1:16.917 (2)	92.62	0.003	11:58:54.698	
5 -	49.927	<b>26.987</b>	<b>1:16.914 (1)</b>	<b>92.63</b>		<b>12:00:11.612</b>	
6 -	50.635	27.440	1:18.075	91.25	1.161	12:01:29.687	
7 -	50.034	27.126	1:17.160 (3)	92.33	0.246	12:02:46.847	
8 -	50.553	27.235	1:17.788	91.59	0.874	12:04:04.635	
9 -	50.951	27.660	1:18.611	90.63	1.697	12:05:23.246	
10 -	53.324	27.968	1:21.292	87.64	4.378	12:06:44.538	

P4		12 F2		JACKSON / ROBERTS		DMR Suzuki -	
IDEAL LAP TIME : 1:16.526		BEST LAP TIME : 1:16.526		DIFFERENCE : 0.000			
LAP	SECTOR 1	SECTOR 2	LAP TIME	MPH	DIFF	TIME OF DAY	
1 -		28.292	1:24.330	84.48	7.804	11:55:05.388	
2 -	50.306	27.404	1:17.710	91.68	1.184	11:56:23.098	
3 -	50.693	27.174	1:17.867	91.49	1.341	11:57:40.965	
4 -	50.068	27.361	1:17.429 (2)	92.01	0.903	11:58:58.394	
5 -	51.001	27.290	1:18.291	91.00	1.765	12:00:16.685	
6 -	50.264	27.232	1:17.496 (3)	91.93	0.970	12:01:34.181	
7 -	<b>49.537</b>	<b>26.989</b>	<b>1:16.526 (1)</b>	<b>93.10</b>		<b>12:02:50.707</b>	
8 -	51.001	27.373	1:18.374	90.90	1.848	12:04:09.081	
9 -	51.205	27.440	1:18.645	90.59	2.119	12:05:27.726	
10 -	50.270	27.288	1:17.558	91.86	1.032	12:06:45.284	

Weather / Track : Sunny / Dry

Donington Park National  
Circuit Length = 1.9790 miles  
Start: 11:53 Flag 12:06 End: 12:07

# BMCRC - MRO Championships 2021 - Rnd 5 @ Donington National

## BMCRC-RKB F1 & F2 Sidecars

### RACE 9 - SECTOR ANALYSIS



SECTOR 1 = FL to I1, SECTOR 2 = I1 to FL, DIFF = Difference To Personal Best Lap, P = Crossed Finish Line in Pit Lane, D = Time Disallowed

P5 136 F1 EDWARDS / EDWARDS			LCR F1 Suzuki - ECONOMY HEATING SERVICES			
IDEAL LAP TIME : 1:17.436		BEST LAP TIME : 1:17.436		DIFFERENCE : 0.000		
LAP	SECTOR 1	SECTOR 2	LAP TIME	MPH	DIFF	TIME OF DAY
1 -		27.760	1:22.913	85.92	5.477	11:55:03.971
2 -	50.778	27.336	1:18.114 (2)	91.20	0.678	11:56:22.085
3 -	<b>50.557</b>	<b>26.879</b>	<b>1:17.436 (1)</b>	<b>92.00</b>		<b>11:57:39.521</b>
4 -	51.157	27.301	1:18.458 (3)	90.80	1.022	11:58:57.979
5 -	52.881	27.592	1:20.473	88.53	3.037	12:00:18.452
6 -	51.131	27.486	1:18.617	90.62	1.181	12:01:37.069
7 -	51.085	27.458	1:18.543	90.71	1.107	12:02:55.612
8 -	51.004	27.725	1:18.729	90.49	1.293	12:04:14.341
9 -	51.197	27.601	1:18.798	90.41	1.362	12:05:33.139
10 -	51.310	28.264	1:19.574	89.53	2.138	12:06:52.713

P6 118 F1 BICKNELL / ENSOR			LCR Kawasaki -			
IDEAL LAP TIME : 1:17.623		BEST LAP TIME : 1:17.989		DIFFERENCE : 0.366		
LAP	SECTOR 1	SECTOR 2	LAP TIME	MPH	DIFF	TIME OF DAY
1 -		28.646	1:26.076	82.77	8.087	11:55:07.134
2 -	52.056	27.689	1:19.745	89.34	1.756	11:56:26.879
3 -	51.034	27.564	1:18.598	90.64	0.609	11:57:45.477
4 -	50.627	<b>27.508</b>	1:18.135 (2)	91.18	0.146	11:59:03.612
5 -	50.476	28.409	1:18.885	90.31	0.896	12:00:22.497
6 -	51.098	27.530	1:18.628	90.61	0.639	12:01:41.125
7 -	50.952	27.525	1:18.477 (3)	90.78	0.488	12:02:59.602
8 -	51.295	27.517	1:18.812	90.40	0.823	12:04:18.414
9 -	50.242	29.001	1:19.243	89.90	1.254	12:05:37.657
10 -	<b>50.115</b>	27.874	<b>1:17.989 (1)</b>	<b>91.35</b>		<b>12:06:55.646</b>

P7 62 F1 WRIGHT / BAILEY			Ryde Yamaha - Stainless Steel Designs Ltd.			
IDEAL LAP TIME : 1:18.238		BEST LAP TIME : 1:18.455		DIFFERENCE : 0.217		
LAP	SECTOR 1	SECTOR 2	LAP TIME	MPH	DIFF	TIME OF DAY
1 -		28.623	1:25.212	83.60	6.757	11:55:06.270
2 -	<b>50.738</b>	27.717	<b>1:18.455 (1)</b>	<b>90.81</b>		<b>11:56:24.725</b>
3 -	51.226	27.601	1:18.827 (3)	90.38	0.372	11:57:43.552
4 -	51.487	27.596	1:19.083	90.09	0.628	11:59:02.635
5 -	51.390	27.798	1:19.188	89.97	0.733	12:00:21.823
6 -	51.448	28.138	1:19.586	89.52	1.131	12:01:41.409
7 -	51.708	<b>27.500</b>	1:19.208	89.94	0.753	12:03:00.617
8 -	50.766	27.749	1:18.515 (2)	90.74	0.060	12:04:19.132
9 -	52.113	28.116	1:20.229	88.80	1.774	12:05:39.361
10 -	51.986	27.891	1:19.877	89.19	1.422	12:06:59.238

P8 73 F2 GOODIER / BROWN			LCR - Rowtec ltd			
IDEAL LAP TIME : 1:17.655		BEST LAP TIME : 1:18.079		DIFFERENCE : 0.424		
LAP	SECTOR 1	SECTOR 2	LAP TIME	MPH	DIFF	TIME OF DAY
1 -		28.753	1:24.528	84.28	6.449	11:55:05.586
2 -	50.592	27.638	1:18.230 (3)	91.07	0.151	11:56:23.816
3 -	50.875	<b>27.224</b>	1:18.099 (2)	91.22	0.020	11:57:41.915
4 -	<b>50.431</b>	27.648	<b>1:18.079 (1)</b>	<b>91.24</b>		<b>11:58:59.994</b>
5 -	51.108	27.791	1:18.899	90.30	0.820	12:00:18.893
6 -	51.635	27.992	1:19.627	89.47	1.548	12:01:38.520
7 -	52.575	27.421	1:19.996	89.06	1.917	12:02:58.516
8 -	51.640	28.431	1:20.071	88.97	1.992	12:04:18.587
9 -	52.629	28.986	1:21.615	87.29	3.536	12:05:40.202
10 -	51.267	29.411	1:20.678	88.30	2.599	12:07:00.880

Weather / Track : Sunny / Dry

Donington Park National  
Circuit Length = 1.9790 miles  
Start: 11:53 Flag 12:06 End: 12:07

# BMCRC - MRO Championships 2021 - Rnd 5 @ Donington National

## BMCRC-RKB F1 & F2 Sidecars

### RACE 9 - SECTOR ANALYSIS



SECTOR 1 = FL to I1, SECTOR 2 = I1 to FL, DIFF = Difference To Personal Best Lap, P = Crossed Finish Line in Pit Lane, D = Time Disallowed

P9 117 F1		POTTINGER / DODD		LCR Yamaha - GB Precision Eng/Opal Fabrication		
IDEAL LAP TIME : 1:18.767		BEST LAP TIME : 1:18.944		DIFFERENCE : 0.177		
LAP	SECTOR 1	SECTOR 2	LAP TIME	MPH	DIFF	TIME OF DAY
1 -		28.413	1:28.117	80.85	9.173	11:55:09.175
2 -	52.374	27.822	1:20.196	88.84	1.252	11:56:29.371
3 -	51.750	27.957	1:19.707	89.38	0.763	11:57:49.078
4 -	<b>51.364</b>	27.580	<b>1:18.944 (1)</b>	<b>90.24</b>		<b>11:59:08.022</b>
5 -	51.711	27.683	1:19.394 (2)	89.73	0.450	12:00:27.416
6 -	52.223	27.612	1:19.835	89.24	0.891	12:01:47.251
7 -	52.173	<b>27.403</b>	1:19.576 (3)	89.53	0.632	12:03:06.827
8 -	52.574	27.679	1:20.253	88.77	1.309	12:04:27.080
9 -	52.762	29.357	1:22.119	86.75	3.175	12:05:49.199
10 -	53.105	28.240	1:21.345	87.58	2.401	12:07:10.544

P10 44 F2		KING / SIGSWORTH		Lumley Ireson - T E Solutions uk		
IDEAL LAP TIME : 1:20.222		BEST LAP TIME : 1:20.240		DIFFERENCE : 0.018		
LAP	SECTOR 1	SECTOR 2	LAP TIME	MPH	DIFF	TIME OF DAY
1 -		28.903	1:26.791	82.08	6.551	11:55:07.849
2 -	52.248	28.509	1:20.757	88.22	0.517	11:56:28.606
3 -	52.018	28.505	1:20.523	88.47	0.283	11:57:49.129
4 -	52.099	28.406	1:20.505 (3)	88.49	0.265	11:59:09.634
5 -	51.889	28.815	1:20.704	88.28	0.464	12:00:30.338
6 -	51.873	<b>28.367</b>	<b>1:20.240 (1)</b>	<b>88.79</b>		<b>12:01:50.578</b>
7 -	<b>51.855</b>	28.638	1:20.493 (2)	88.51	0.253	12:03:11.071
8 -	53.217	28.986	1:22.203	86.67	1.963	12:04:33.274
9 -	52.309	29.000	1:21.309	87.62	1.069	12:05:54.583
10 -	52.408	29.023	1:21.431	87.49	1.191	12:07:16.014

P11 84 F2		COSTELLO / WHEELER		LCR Kawasaki - FROG PROPERTY DEVELOPMENTS LTD		
IDEAL LAP TIME : 1:20.611		BEST LAP TIME : 1:20.621		DIFFERENCE : 0.010		
LAP	SECTOR 1	SECTOR 2	LAP TIME	MPH	DIFF	TIME OF DAY
1 -		28.925	1:27.110	81.78	6.489	11:55:08.168
2 -	52.811	29.168	1:21.979	86.90	1.358	11:56:30.147
3 -	52.750	28.490	1:21.240	87.69	0.619	11:57:51.387
4 -	52.487	<b>28.174</b>	1:20.661 (2)	88.32	0.040	11:59:12.048
5 -	<b>52.437</b>	28.184	<b>1:20.621 (1)</b>	<b>88.37</b>		<b>12:00:32.669</b>
6 -	53.064	28.380	1:21.444	87.47	0.823	12:01:54.113
7 -	53.046	28.477	1:21.523	87.39	0.902	12:03:15.636
8 -	53.120	28.805	1:21.925	86.96	1.304	12:04:37.561
9 -	52.480	28.597	1:21.077 (3)	87.87	0.456	12:05:58.638
10 -	52.906	28.225	1:21.131	87.81	0.510	12:07:19.769

P12 37 F2		MORPHET/ REILLY		LCR Suzuki -		
IDEAL LAP TIME : 1:20.263		BEST LAP TIME : 1:20.263		DIFFERENCE : 0.000		
LAP	SECTOR 1	SECTOR 2	LAP TIME	MPH	DIFF	TIME OF DAY
1 -		29.479	1:29.063	79.99	8.800	11:55:10.121
2 -	53.515	29.161	1:22.676	86.17	2.413	11:56:32.797
3 -	52.923	29.069	1:21.992	86.89	1.729	11:57:54.789
4 -	52.522	28.419	1:20.941	88.02	0.678	11:59:15.730
5 -	52.231	28.559	1:20.790	88.18	0.527	12:00:36.520
6 -	<b>52.029</b>	<b>28.234</b>	<b>1:20.263 (1)</b>	<b>88.76</b>		<b>12:01:56.783</b>
7 -	52.290	28.411	1:20.701 (2)	88.28	0.438	12:03:17.484
8 -	52.130	28.628	1:20.758 (3)	88.22	0.495	12:04:38.242
9 -	52.468	28.939	1:21.407	87.51	1.144	12:05:59.649
10 -	52.426	28.580	1:21.006	87.95	0.743	12:07:20.655

Weather / Track : Sunny / Dry

Donington Park National  
Circuit Length = 1.9790 miles  
Start: 11:53 Flag 12:06 End: 12:07

# BMCRC - MRO Championships 2021 - Rnd 5 @ Donington National

## BMCRC-RKB F1 & F2 Sidecars

### RACE 9 - SECTOR ANALYSIS



SECTOR 1 = FL to I1, SECTOR 2 = I1 to FL, DIFF = Difference To Personal Best Lap, P = Crossed Finish Line in Pit Lane, D = Time Disallowed

P13 46 F2 SAUNDERS / HODGSON		Baker Hybrid Honda -				
IDEAL LAP TIME : 1:22.716		BEST LAP TIME : 1:23.012		DIFFERENCE : 0.296		
LAP	SECTOR 1	SECTOR 2	LAP TIME	MPH	DIFF	TIME OF DAY
1 -		30.777	1:36.103	74.13	13.091	11:55:17.161
2 -	55.808	29.656	1:25.464	83.36	2.452	11:56:42.625
3 -	54.258	29.068	1:23.326 (3)	85.50	0.314	11:58:05.951
4 -	<b>53.650</b>	29.362	<b>1:23.012 (1)</b>	<b>85.82</b>		<b>11:59:28.963</b>
5 -	54.194	<b>29.066</b>	1:23.260 (2)	85.57	0.248	12:00:52.223
6 -	54.806	29.189	1:23.995	84.82	0.983	12:02:16.218
7 -	54.387	29.715	1:24.102	84.71	1.090	12:03:40.320
8 -	54.230	29.208	1:23.438	85.38	0.426	12:05:03.758
9 -	53.735	29.681	1:23.416	85.41	0.404	12:06:27.174

P14 36 F2 QUIRK / SCHOFIELD		Ireson Suzuki -				
IDEAL LAP TIME : 1:23.150		BEST LAP TIME : 1:23.150		DIFFERENCE : 0.000		
LAP	SECTOR 1	SECTOR 2	LAP TIME	MPH	DIFF	TIME OF DAY
1 -		30.619	1:34.552	75.35	11.402	11:55:15.610
2 -	55.394	29.833	1:25.227	83.59	2.077	11:56:40.837
3 -	54.355	29.987	1:24.342	84.47	1.192	11:58:05.179
4 -	<b>53.790</b>	<b>29.360</b>	<b>1:23.150 (1)</b>	<b>85.68</b>		<b>11:59:28.329</b>
5 -	54.142	29.603	1:23.745 (2)	85.07	0.595	12:00:52.074
6 -	54.470	29.720	1:24.190 (3)	84.62	1.040	12:02:16.264
7 -	55.274	30.160	1:25.434	83.39	2.284	12:03:41.698
8 -	54.378	29.938	1:24.316	84.49	1.166	12:05:06.014
9 -	54.536	32.785	1:27.321	81.59	4.171	12:06:33.335

P15 67 F1 JEFFREY / FIELD		Windle - MJP racing				
IDEAL LAP TIME : 1:24.766		BEST LAP TIME : 1:24.766		DIFFERENCE : 0.000		
LAP	SECTOR 1	SECTOR 2	LAP TIME	MPH	DIFF	TIME OF DAY
1 -		29.662	1:33.074	76.54	8.308	11:55:14.132
2 -	57.636	30.541	1:28.177	80.79	3.411	11:56:42.309
3 -	57.119	29.951	1:27.070	81.82	2.304	11:58:09.379
4 -	56.141	30.335	1:26.476	82.38	1.710	11:59:35.855
5 -	57.213	29.972	1:27.185	81.71	2.419	12:01:03.040
6 -	56.197	30.033	1:26.230 (3)	82.62	1.464	12:02:29.270
7 -	56.727	29.644	1:26.371	82.48	1.605	12:03:55.641
8 -	56.731	29.313	1:26.044 (2)	82.80	1.278	12:05:21.685
9 -	<b>55.688</b>	<b>29.078</b>	<b>1:24.766 (1)</b>	<b>84.05</b>		<b>12:06:46.451</b>

P16 66 F2 LUMLEY / MORALEE		Lumley Engineering Kawasaki - Lumley Engineering Ltd				
IDEAL LAP TIME : 1:24.721		BEST LAP TIME : 1:25.498		DIFFERENCE : 0.777		
LAP	SECTOR 1	SECTOR 2	LAP TIME	MPH	DIFF	TIME OF DAY
1 -		<b>29.802</b>	1:32.366	77.13	6.868	11:55:13.424
2 -	56.362	31.207	1:27.569	81.36	2.071	11:56:40.993
3 -	55.475	31.458	1:26.933	81.95	1.435	11:58:07.926
4 -	<b>54.919</b>	30.579	<b>1:25.498 (1)</b>	<b>83.33</b>		<b>11:59:33.424</b>
5 -	56.414	30.459	1:26.873	82.01	1.375	12:01:00.297
6 -	56.111	30.494	1:26.605 (2)	82.26	1.107	12:02:26.902
7 -	56.356	30.433	1:26.789 (3)	82.09	1.291	12:03:53.691
8 -	56.444	31.539	1:27.983	80.97	2.485	12:05:21.674
9 -	56.788	30.926	1:27.714	81.22	2.216	12:06:49.388

Weather / Track : Sunny / Dry

Donington Park National  
Circuit Length = 1.9790 miles  
Start: 11:53 Flag 12:06 End: 12:07

# BMCRC - MRO Championships 2021 - Rnd 5 @ Donington National

## BMCRC-RKB F1 & F2 Sidecars

### RACE 9 - SECTOR ANALYSIS



SECTOR 1 = FL to I1, SECTOR 2 = I1 to FL, DIFF = Difference To Personal Best Lap, P = Crossed Finish Line in Pit Lane, D = Time Disallowed

P17 167 F2		PETTMAN / SAUNDERS		Windle Yamaha - Wintec Racing		
IDEAL LAP TIME : 1:26.770		BEST LAP TIME : 1:26.997		DIFFERENCE : 0.227		
LAP	SECTOR 1	SECTOR 2	LAP TIME	MPH	DIFF	TIME OF DAY
1 -		31.998	1:36.340	73.95	9.343	11:55:17.398
2 -	57.363	31.089	1:28.452	80.54	1.455	11:56:45.850
3 -	56.306	31.203	1:27.509	81.41	0.512	11:58:13.359
<b>4 -</b>	<b>55.994</b>	31.003	<b>1:26.997 (1)</b>	<b>81.89</b>		<b>11:59:40.356</b>
5 -	56.331	<b>30.776</b>	1:27.107 (3)	81.79	0.110	12:01:07.463
6 -	56.315	30.779	1:27.094 (2)	81.80	0.097	12:02:34.557
7 -	57.426	31.111	1:28.537	80.47	1.540	12:04:03.094
8 -	57.718	31.372	1:29.090	79.97	2.093	12:05:32.184
9 -	58.165	31.771	1:29.936	79.21	2.939	12:07:02.120

P18 8 F1		TAMPIN / GILROY		Honda - n/a myself		
IDEAL LAP TIME : 1:30.506		BEST LAP TIME : 1:31.130		DIFFERENCE : 0.624		
LAP	SECTOR 1	SECTOR 2	LAP TIME	MPH	DIFF	TIME OF DAY
1 -		31.465	1:38.019	72.68	6.889	11:55:19.077
2 -	59.529	32.965	1:32.494 (2)	77.02	1.364	11:56:51.571
3 -	1:01.959	32.451	1:34.410	75.46	3.280	11:58:25.981
4 -	1:03.121	32.641	1:35.762	74.39	4.632	12:00:01.743
5 -	1:02.042	32.274	1:34.316 (3)	75.54	3.186	12:01:36.059
<b>6 -</b>	<b>1:00.097</b>	<b>31.033</b>	<b>1:31.130 (1)</b>	<b>78.18</b>		<b>12:03:07.189</b>
7 -	<b>59.473</b>	IN PIT	1:46.733 P	66.75	15.603	12:04:53.922

P19 61 F1		FORREST / McCAULEY		Wrinn/Taylor Yamaha - Tweedvale Motorcycles		
IDEAL LAP TIME : 1:23.181		BEST LAP TIME : 1:23.954		DIFFERENCE : 0.773		
LAP	SECTOR 1	SECTOR 2	LAP TIME	MPH	DIFF	TIME OF DAY
1 -		29.344	1:33.390	76.28	9.436	11:55:14.448
2 -	55.679	<b>28.662</b>	1:24.341 (2)	84.47	0.387	11:56:38.789
3 -	55.027	29.754	1:24.781 (3)	84.03	0.827	11:58:03.570
<b>4 -</b>	<b>54.519</b>	29.435	<b>1:23.954 (1)</b>	<b>84.86</b>		<b>11:59:27.524</b>

P20 121 F1		LAWRENCE / HUGHES		LCR Yamaha - highfield transport, JHM autos		
IDEAL LAP TIME : 1:31.893		BEST LAP TIME : 1:39.022		DIFFERENCE : 7.129		
LAP	SECTOR 1	SECTOR 2	LAP TIME	MPH	DIFF	TIME OF DAY
1 -		<b>30.461</b>	1:35.090	74.92		11:55:16.148
<b>2 -</b>	<b>1:01.432</b>	37.590	<b>1:39.022 (1)</b>	<b>71.95</b>		<b>11:56:55.170</b>

P21 5 F2		TAYLOR / HART		Suzuki -		
IDEAL LAP TIME : 1:33.464		BEST LAP TIME :		DIFFERENCE :		
LAP	SECTOR 1	SECTOR 2	LAP TIME	MPH	DIFF	TIME OF DAY
1 -		<b>30.290</b>	1:31.789	77.61		11:55:12.847

# BMCRC - MRO Championships 2021 - Rnd 5 @ Donington National

## BMCRC-RKB F1 & F2 Sidecars

### RACE 9 - BEST SECTORS

SECTOR 1			SECTOR 2			IDEAL / BEST COMPARISON						
POS	NO	NAME	TIME	NO	NAME	TIME	POS	NO	NAME	IDEAL	BEST	DIFF
									<b>PERFECT LAP</b>	<b>1:15.194</b>		
1	4	MOLYNEUX / SAYLE	48.799	4	MOLYNEUX / SAYLE	26.395	1	4	MOLYNEUX / SAYLE	1:15.194	1:15.194	0.000
2	27	KIRBY / KIRBY	49.476	136	EDWARDS / EDWARDS	26.879	2	27	KIRBY / KIRBY	1:16.395	1:16.395	0.000
3	12	JACKSON / ROBERTS	49.537	27	KIRBY / KIRBY	26.919	3	12	JACKSON / ROBERTS	1:16.526	1:16.526	0.000
4	25	GIBSON / GIBSON	49.892	25	GIBSON / GIBSON	26.987	4	25	GIBSON / GIBSON	1:16.879	1:16.914	0.035
5	118	BICKNELL / ENSOR	50.115	12	JACKSON / ROBERTS	26.989	5	136	EDWARDS / EDWARDS	1:17.436	1:17.436	0.000
6	73	GOODIER / BROWN	50.431	73	GOODIER / BROWN	27.224	6	118	BICKNELL / ENSOR	1:17.623	1:17.989	0.366
7	136	EDWARDS / EDWARDS	50.557	117	POTTINGER / DODD	27.403	7	73	GOODIER / BROWN	1:17.655	1:18.079	0.424
8	62	WRIGHT / BAILEY	50.738	62	WRIGHT / BAILEY	27.500	8	62	WRIGHT / BAILEY	1:18.238	1:18.455	0.217
9	117	POTTINGER / DODD	51.364	118	BICKNELL / ENSOR	27.508	9	117	POTTINGER / DODD	1:18.767	1:18.944	0.177
10	44	KING / SIGSWORTH	51.855	84	COSTELLO / WHEELER	28.174	10	44	KING / SIGSWORTH	1:20.222	1:20.240	0.018
11	37	MORPHET / REILLY	52.029	37	MORPHET / REILLY	28.234	11	37	MORPHET / REILLY	1:20.263	1:20.263	0.000
12	84	COSTELLO / WHEELER	52.437	44	KING / SIGSWORTH	28.367	12	84	COSTELLO / WHEELER	1:20.611	1:20.621	0.010
13	46	SAUNDERS / HODGSON	53.650	61	FORREST / McCAULEY	28.662	13	46	SAUNDERS / HODGSON	1:22.716	1:23.012	0.296
14	36	QUIRK / SCHOFIELD	53.790	46	SAUNDERS / HODGSON	29.066	14	36	QUIRK / SCHOFIELD	1:23.150	1:23.150	0.000
15	61	FORREST / McCAULEY	54.519	67	JEFFREY / FIELD	29.078	15	61	FORREST / McCAULEY	1:23.181	1:23.954	0.773
16	66	LUMLEY / MORALEE	54.919	36	QUIRK / SCHOFIELD	29.360	16	66	LUMLEY / MORALEE	1:24.721	1:25.498	0.777
17	67	JEFFREY / FIELD	55.688	66	LUMLEY / MORALEE	29.802	17	67	JEFFREY / FIELD	1:24.766	1:24.766	0.000
18	167	PETTMAN / SAUNDERS	55.994	5	TAYLOR / HART	30.290	18	167	PETTMAN / SAUNDERS	1:26.770	1:26.997	0.227
19	8	TAMPIN / GILROY	59.473	121	LAWRENCE / HUGHES	30.461	19	8	TAMPIN / GILROY	1:30.506	1:31.130	0.624
20	121	LAWRENCE / HUGHES	1:01.432	167	PETTMAN / SAUNDERS	30.776	20	121	LAWRENCE / HUGHES	1:31.893	1:39.022	7.129
21	5	TAYLOR / HART	1:03.174	8	TAMPIN / GILROY	31.033	21	5	TAYLOR / HART	1:33.464		
22												

Weather / Track : Sunny / Dry

Results can be found at [www.tsl-timing.com](http://www.tsl-timing.com)

Donington Park National  
Circuit Length = 1.9790 miles  
Start: 11:53 Flag 12:06 End: 12:07

Printed - 12:08 Sunday, 05 September 2021



# BMCRC - MRO Championships 2021 - Rnd 5 @ Donington National

## BMCRC-RKB F1 & F2 Sidecars

### RACE 9 - STATISTICS

**Competitors Started** 22  
**Planned Start** 2021-09-05 @ 12:05:00.000  
**Actual Start** 2021-09-05 @ 11:53:41.057  
**Finish Time** 2021-09-05 @ 12:06:24.107  
**Track Length** 1.9790mi.  
**Total Laps** 179  
**Total Distance Covered** 354.2530mi.

#### Session Fastest Lap History

NO	CL	NAME	LAP TIME	TIME OF DAY	LAP	VEHICLE
4	F1	MOLYNEUX / SAYLE	<b>1:16.120</b>	11:56:16.327	2	KTM 890 R
4	F1	MOLYNEUX / SAYLE	<b>1:15.705</b>	11:57:32.032	3	KTM 890 R
4	F1	MOLYNEUX / SAYLE	<b>1:15.194</b>	11:58:47.226	4	KTM 890 R

#### Session Leader History

NO	CL	NAME	FROM LAP	LAPS LED	DISTANCE	VEHICLE
4	F1	MOLYNEUX / SAYLE	1	10	19.75 miles	KTM 890 R

#### Flag History

TYPE	TIME OF DAY
GREEN	11:53:41.057
FINISH	12:06:24.107

#### Flag Statistics

TYPE	COUNT	TOTAL LAPS	TOTAL TIME
Green	1	10	13:42.728
Red	0	0	0.000
Safety Car	0	0	0.000
FCY	0	0	0.000

# BMCRC - MRO Championships 2021 - Rnd 5 @ Donington National

## BMCRC-RKB F1 & F2 Sidecars

### RACE 9 - STATISTICS

**CLASS : F1**

10 Starters

#### Fastest Lap History

NO	NAME	LAP TIME	TIME OF DAY	LAP	VEHICLE
4	MOLYNEUX / SAYLE	1:16.120	11:56:16.327	2	KTM 890 R
4	MOLYNEUX / SAYLE	1:15.705	11:57:32.032	3	KTM 890 R
4	MOLYNEUX / SAYLE	1:15.194	11:58:47.226	4	KTM 890 R

#### Leader History

NO	NAME	FROM LAP	LAPS LED	DISTANCE	VEHICLE
4	MOLYNEUX / SAYLE	1	10	19.75 miles	KTM 890 R

# BMCRC - MRO Championships 2021 - Rnd 5 @ Donington National

## BMCRC-RKB F1 & F2 Sidecars

### RACE 9 - STATISTICS

**CLASS : F2**

12 Starters

#### Fastest Lap History

NO	NAME	LAP TIME	TIME OF DAY	LAP	VEHICLE
25	GIBSON / GIBSON	<b>1:17.215</b>	11:56:20.556	2	Shelbourne Suzuki
25	GIBSON / GIBSON	<b>1:16.917</b>	11:58:54.708	4	Shelbourne Suzuki
25	GIBSON / GIBSON	<b>1:16.914</b>	12:00:11.623	5	Shelbourne Suzuki
12	JACKSON / ROBERTS	<b>1:16.526</b>	12:02:50.718	7	DMR Suzuki

#### Leader History

NO	NAME	FROM LAP	LAPS LED	DISTANCE	VEHICLE
25	GIBSON / GIBSON	1	10	19.75 miles	Shelbourne Suzuki


Weather / Track : Sunny / Dry

Results can be found at [www.tsl-timing.com](http://www.tsl-timing.com)

Page 3 of 3

Donington Park National  
Circuit Length = 1.9790 miles  
Start: 11:53 Flag 12:06 End: 12:07

Printed - 12:07 Sunday, 05 September 2021



## BMCRC - MRO Championships 2021 - Rnd 5 @ Donington National

### BMCRC-RKB F1 & F2 Sidecars

### RACE 20 - GRID (10 Laps)

ROW 12	24	16	BUMFREY/ HOPE	23	7	CROWE / CROWE				
ROW 11		22	156	DELAMARRE / SKINNER	21	5	TAYLOR / HART			
ROW 10		20	1:39.022	121	LAWRENCE / HUGHES	19	8	1:31.130	TAMPIN / GILROY	
ROW 9			1:26.997	18	167	PETTMAN / SAUNDERS	17	66	1:25.498	LUMLEY / MORALEE
ROW 8		16	1:24.766	67	JEFFREY / FIELD	15	61	1:23.954	FORREST / McCAULEY	
ROW 7			1:23.150	14	36	QUIRK / SCHOFIELD	13	46	1:23.012	SAUNDERS / HODGSON
ROW 6		12	1:20.621	84	COSTELLO / WHEELER	11	37	1:20.263	MORPHET/ REILLY	
ROW 5			1:20.240	10	44	KING / SIGSWORTH	9	117	1:18.944	POTTINGER / DODD
ROW 4		8	1:18.455	62	WRIGHT / BAILEY	7	73	1:18.079	GOODIER / BROWN	
ROW 3			1:17.989	6	118	BICKNELL / ENSOR	5	136	1:17.436	EDWARDS / EDWARDS
ROW 2		4	1:16.914	25	GIBSON / GIBSON	3	12	1:16.526	JACKSON / ROBERTS	
ROW 1			1:16.395	2	27	KIRBY / KIRBY	1	4	1:15.194	MOLYNEUX / SAYLE
<b>Pole</b>										

These results are provisional until the conclusion of any judicial and technical matters.

Donington Park National  
Circuit Length = 1.9790 miles

Clerk Of Course :	Stewards :	Timekeeper :
-------------------	------------	--------------

Results can be found at [www.tsl-timing.com](http://www.tsl-timing.com)

Printed - 12:09 Sunday, 05 September 2021





### BMCRC - MRO Championships 2021 - Rnd 5 @ Donington National

### BMCRC-RKB F1 & F2 Sidecars

### RACE 20 - CLASSIFICATION

POS	NO	CL	PIC NAME	ENTRY	LAPS	TIME	GAP	DIFF	MPH	BEST	ON
1	12	F2	1 JACKSON / ROBERTS	DMR Suzuki -	10	13:07.609			90.28	1:17.287	7
2	27	F1	1 KIRBY / KIRBY	ARS Yamaha - KRT	10	13:11.894	4.285	4.285	89.79	1:16.920	2
3	118	F1	2 BICKNELL / ENSOR	LCR Kawasaki -	10	13:16.423	8.814	4.529	89.28	1:17.893	4
4	136	F1	3 EDWARDS / EDWARDS	LCR F1 Suzuki - ECONOMY HEATING SERVICES	10	13:28.742	21.133	12.319	87.92	1:19.224	6
5	117	F1	4 POTTINGER / DODD	LCR Yamaha - GB Precision Eng/Opal Fabrication	10	13:29.092	21.483	0.350	87.88	1:19.450	2
6	62	F1	5 WRIGHT / BAILEY	Ryde Yamaha - Stainless Steel Designs Ltd.	10	13:29.213	21.604	0.121	87.87	1:19.215	3
7	73	F2	2 GOODIER / BROWN	LCR - Rowtec ltd	10	13:29.413	21.804	0.200	87.85	1:19.736	4
8	44	F2	3 KING / SIGSWORTH	Lumley Ireson - T E Solutions uk	10	13:33.908	26.299	4.495	87.36	1:19.862	4
9	37	F2	4 MORPHET/ REILLY	LCR Suzuki -	10	13:40.320	32.711	6.412	86.68	1:20.957	5
10	46	F2	5 SAUNDERS / HODGSON	Baker Hybrid Honda -	10	14:09.731	1:02.122	29.411	83.68	1:22.604	7
11	36	F2	6 QUIRK / SCHOFIELD	Ireson Suzuki -	10	14:16.430	1:08.821	6.699	83.03	1:23.520	10
12	66	F2	7 LUMLEY / MORALEE	Lumley Engineering Kawasaki - Lumley Engineering	10	14:37.993	1:30.384	21.563	80.99	1:25.551	3
13	67	F1	6 JEFFREY / FIELD	Windle - MJP racing	9	13:08.378	1 Lap	1 Lap	81.16	1:25.872	7
14	167	F2	8 PETTMAN / SAUNDERS	Windle Yamaha - Wintec Racing	9	13:08.568	1 Lap	0.190	81.14	1:25.852	7

#### NOT CLASSIFIED

DNF	61	F1	FORREST / McCAULEY	Wrinn/Taylor Yamaha - Tweedvale Motorcycles	5	7:12.700	5 Laps	4 Laps	82.01	1:24.400	4
DNF	8	F1	TAMPIN / GILROY	Honda - n/a myself	3	4:29.870	7 Laps	2 Laps	78.69	1:27.122	3
DNF	121	F1	LAWRENCE / HUGHES	LCR Yamaha - highfield transport, JHM autos	0						
DNF	156	F2	DELAMARRE / SKINNER	Lumley Engineering - Lumley Engineering	0						

#### FASTEST LAP

	27	F1	KIRBY / KIRBY	ARS Yamaha - KRT	2	1:16.920		92.62 mph		149.06 kph	
	12	F2	JACKSON / ROBERTS	DMR Suzuki -	7	1:17.287		92.18 mph		148.35 kph	

Class F2 - 92.5% of Race Speed = 83.50 mph

Class F1 - 92.5% of Race Speed = 83.05 mph

Weather / Track : Sunny / Dry

These results are provisional until the conclusion of any judicial and technical matters.

Donington Park National: 1.9790 miles

Race Distance: 10 Laps / 19.79 miles

Start: 16:01 Flag 16:14 End: 16:15

Clerk Of Course :	Stewards :	Timekeeper :
-------------------	------------	--------------

Results can be found at [www.tsl-timing.com](http://www.tsl-timing.com)

Printed - 16:16 Sunday, 05 September 2021



# BMCRC - MRO Championships 2021 - Rnd 5 @ Donington National

## BMCRC-RKB F1 & F2 Sidecars

### RACE 20 - LAP CHART

#### LAP 1 @ 16:02:37.499

NO	BEHIND	LAP TIME
27		1:21.443
118	2.815	1:24.258
12	3.053	1:24.496
62	3.718	1:25.161
136	4.409	1:25.852
117	5.001	1:26.444
73	5.059	1:26.502
44	5.472	1:26.915
37	7.117	1:28.560
46	7.270	1:28.713
61	10.342	1:31.785
66	11.493	1:32.936
67	11.714	1:33.157
36	12.049	1:33.492
167	13.449	1:34.892
8	13.633	1:35.076

#### LAP 2 @ 16:03:54.419

NO	BEHIND	LAP TIME
27		1:16.920
12	4.936	1:18.803
118	5.993	1:20.098
62	7.081	1:20.283
136	7.281	1:19.792
117	7.531	1:19.450
73	8.081	1:19.942
44	9.220	1:20.668
37	11.676	1:21.479
61	19.733	1:26.311
66	22.011	1:27.438
46	22.151	1:31.801
36	22.982	1:27.853
67	23.126	1:28.332
8	24.385	1:27.672
167	24.431	1:27.902

#### LAP 3 @ 16:05:11.566

NO	BEHIND	LAP TIME
27		1:17.147
12	5.956	1:18.167
118	6.820	1:17.974
62	9.149	1:19.215
136	9.720	1:19.586
117	10.377	1:19.993
73	10.692	1:19.758
44	12.312	1:20.239
37	15.954	1:21.425
61	28.357	1:25.771
36	30.074	1:24.239
66	30.415	1:25.551
46	30.593	1:25.589
67	33.670	1:27.691
167	33.791	1:26.507
8	34.360	1:27.122

#### LAP 4 @ 16:06:28.977

NO	BEHIND	LAP TIME
27		1:17.411
12	5.992	1:17.447
118	7.302	1:17.893

62	11.717	1:19.979
136	11.948	1:19.639
117	12.450	1:19.484
73	13.017	1:19.736
44	14.763	1:19.862
37	20.139	1:21.596
61	35.346	1:24.400
36	37.281	1:24.618
46	38.838	1:25.656
66	39.787	1:26.783
67	42.454	1:26.195
167	43.857	1:27.477

#### LAP 5 @ 16:07:46.798

NO	BEHIND	LAP TIME
27		1:17.821
12	5.582	1:17.411
118	7.932	1:18.451
136	13.476	1:19.349
62	13.932	1:20.036
117	14.454	1:19.825
73	15.025	1:19.829
44	17.325	1:20.383
37	23.275	1:20.957
61	41.958	1:24.433
36	43.120	1:23.660
46	44.420	1:23.403
66	48.273	1:26.307
67	50.672	1:26.039
167	52.387	1:26.351

#### LAP 6 @ 16:09:05.113

NO	BEHIND	LAP TIME
27		1:18.315
12	4.627	1:17.360
118	8.153	1:18.536
136	14.385	1:19.224
62	15.429	1:19.812
117	16.046	1:19.907
73	16.805	1:20.095
44	20.259	1:21.249
37	26.027	1:21.067
46	49.052	1:22.947
36	49.153	1:24.348
66	56.439	1:26.481
67	58.358	1:26.001
167	1:00.185	1:26.113

#### LAP 7 @ 16:10:24.223

NO	BEHIND	LAP TIME
27		1:19.110
12	2.804	1:17.287
118	8.005	1:18.962
62	16.541	1:20.222
136	16.656	1:21.381
117	17.102	1:20.166
73	17.630	1:19.935
44	22.447	1:21.298
37	28.289	1:21.372
46	52.546	1:22.604
36	55.034	1:24.991
66	1:02.981	1:25.652
67	1:05.120	1:25.872

167	1:06.927	1:25.852
-----	----------	----------

#### LAP 8 @ 16:11:45.299

NO	BEHIND	LAP TIME
12		1:18.272
27	0.427	1:21.503
118	6.635	1:19.706
62	16.894	1:21.429
136	16.904	1:21.324
73	17.446	1:20.892
117	17.644	1:21.618
44	22.302	1:20.931
37	28.720	1:21.507
46	54.588	1:23.118
36	58.395	1:24.437
66	1:08.400	1:26.495
67	1:10.562	1:26.518
167	1:11.952	1:26.101

#### LAP 9 @ 16:13:03.468

NO	BEHIND	LAP TIME
12		1:18.169
27	2.651	1:20.393
118	8.429	1:19.963
136	20.026	1:21.291
62	20.149	1:21.424
73	20.495	1:21.218
117	20.856	1:21.381
44	25.269	1:21.136
37	31.620	1:21.069
46	59.246	1:22.827
36	1:05.498	1:25.272
66	1:18.539	1:28.308

#### LAP 10 @ 16:14:23.665

NO	BEHIND	LAP TIME
12		1:20.197
67	1 Lap	1:28.573
167	1 Lap	1:27.373
27	4.285	1:21.831
118	8.814	1:20.582
136	21.133	1:21.304
117	21.483	1:20.824
62	21.604	1:21.652
73	21.804	1:21.506
44	26.299	1:21.227
37	32.711	1:21.288
46	1:02.122	1:23.073
36	1:08.821	1:23.520
66	1:30.384	1:32.042

Weather / Track : Sunny / Dry

Results can be found at [www.tsl-timing.com](http://www.tsl-timing.com)

Donington Park National  
Circuit Length = 1.9790 miles  
Start: 16:01 Flag 16:14 End: 16:15

Printed - 16:16 Sunday, 05 September 2021

# BMCRC - MRO Championships 2021 - Rnd 5 @ Donington National

## BMCRC-RKB F1 & F2 Sidecars

### RACE 20 - SECTOR ANALYSIS



SECTOR 1 = FL to I1, SECTOR 2 = I1 to FL, DIFF = Difference To Personal Best Lap, P = Crossed Finish Line in Pit Lane, D = Time Disallowed

P1 12 F2		JACKSON / ROBERTS		DMR Suzuki -		
IDEAL LAP TIME : 1:17.257		BEST LAP TIME : 1:17.287		DIFFERENCE : 0.030		
LAP	SECTOR 1	SECTOR 2	LAP TIME	MPH	DIFF	TIME OF DAY
1 -		28.088	1:24.496	84.31	7.209	16:02:40.552
2 -	51.419	27.384	1:18.803	90.41	1.516	16:03:59.355
3 -	50.428	27.739	1:18.167	91.14	0.880	16:05:17.522
4 -	50.037	27.410	1:17.447	91.99	0.160	16:06:34.969
5 -	50.050	27.361	1:17.411 (3)	92.03	0.124	16:07:52.380
6 -	<b>49.971</b>	27.389	1:17.360 (2)	92.09	0.073	16:09:09.740
7 -	50.001	<b>27.286</b>	<b>1:17.287 (1)</b>	<b>92.18</b>		<b>16:10:27.027</b>
8 -	50.218	28.054	1:18.272	91.02	0.985	16:11:45.299
9 -	50.756	27.413	1:18.169	91.14	0.882	16:13:03.468
10 -	51.424	28.773	1:20.197	88.83	2.910	16:14:23.665

P2 27 F1		KIRBY / KIRBY		ARS Yamaha - KRT		
IDEAL LAP TIME : 1:16.920		BEST LAP TIME : 1:16.920		DIFFERENCE : 0.000		
LAP	SECTOR 1	SECTOR 2	LAP TIME	MPH	DIFF	TIME OF DAY
1 -		27.745	1:21.443	87.47	4.523	16:02:37.499
2 -	<b>50.004</b>	<b>26.916</b>	<b>1:16.920 (1)</b>	<b>92.62</b>		<b>16:03:54.419</b>
3 -	50.015	27.132	1:17.147 (2)	92.35	0.227	16:05:11.566
4 -	50.021	27.390	1:17.411 (3)	92.03	0.491	16:06:28.977
5 -	50.500	27.321	1:17.821	91.55	0.901	16:07:46.798
6 -	50.799	27.516	1:18.315	90.97	1.395	16:09:05.113
7 -	51.105	28.005	1:19.110	90.05	2.190	16:10:24.223
8 -	53.039	28.464	1:21.503	87.41	4.583	16:11:45.726
9 -	52.643	27.750	1:20.393	88.62	3.473	16:13:06.119
10 -	52.833	28.998	1:21.831	87.06	4.911	16:14:27.950

P3 118 F1		BICKNELL / ENSOR		LCR Kawasaki -		
IDEAL LAP TIME : 1:17.830		BEST LAP TIME : 1:17.893		DIFFERENCE : 0.063		
LAP	SECTOR 1	SECTOR 2	LAP TIME	MPH	DIFF	TIME OF DAY
1 -		28.135	1:24.258	84.55	6.365	16:02:40.314
2 -	52.650	27.448	1:20.098	88.94	2.205	16:04:00.412
3 -	<b>50.548</b>	27.426	1:17.974 (2)	91.37	0.081	16:05:18.386
4 -	50.611	<b>27.282</b>	<b>1:17.893 (1)</b>	<b>91.46</b>		<b>16:06:36.279</b>
5 -	51.126	27.325	1:18.451 (3)	90.81	0.558	16:07:54.730
6 -	50.735	27.801	1:18.536	90.71	0.643	16:09:13.266
7 -	50.957	28.005	1:18.962	90.22	1.069	16:10:32.228
8 -	52.072	27.634	1:19.706	89.38	1.813	16:11:51.934
9 -	52.185	27.778	1:19.963	89.09	2.070	16:13:11.897
10 -	52.253	28.329	1:20.582	88.41	2.689	16:14:32.479

P4 136 F1		EDWARDS / EDWARDS		LCR F1 Suzuki - ECONOMY HEATING SERVICES		
IDEAL LAP TIME : 1:18.995		BEST LAP TIME : 1:19.224		DIFFERENCE : 0.229		
LAP	SECTOR 1	SECTOR 2	LAP TIME	MPH	DIFF	TIME OF DAY
1 -		28.660	1:25.852	82.98	6.628	16:02:41.908
2 -	51.797	27.995	1:19.792	89.29	0.568	16:04:01.700
3 -	51.537	28.049	1:19.586 (3)	89.52	0.362	16:05:21.286
4 -	<b>51.496</b>	28.143	1:19.639	89.46	0.415	16:06:40.925
5 -	51.751	27.598	1:19.349 (2)	89.78	0.125	16:08:00.274
6 -	51.725	<b>27.499</b>	<b>1:19.224 (1)</b>	<b>89.93</b>		<b>16:09:19.498</b>
7 -	53.404	27.977	1:21.381	87.54	2.157	16:10:40.879
8 -	53.149	28.175	1:21.324	87.60	2.100	16:12:02.203
9 -	53.118	28.173	1:21.291	87.64	2.067	16:13:23.494
10 -	53.345	27.959	1:21.304	87.62	2.080	16:14:44.798

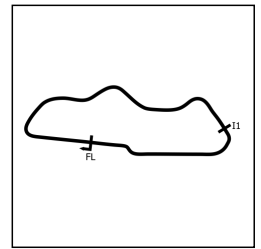
Weather / Track : Sunny / Dry

Donington Park National  
Circuit Length = 1.9790 miles  
Start: 16:01 Flag 16:14 End: 16:15

# BMCRC - MRO Championships 2021 - Rnd 5 @ Donington National

## BMCRC-RKB F1 & F2 Sidecars

### RACE 20 - SECTOR ANALYSIS



SECTOR 1 = FL to I1, SECTOR 2 = I1 to FL, DIFF = Difference To Personal Best Lap, P = Crossed Finish Line in Pit Lane, D = Time Disallowed

<b>P5 117 F1</b>		<b>POTTINGER / DODD</b>		LCR Yamaha - GB Precision Eng/Opal Fabrication		
IDEAL LAP TIME : 1:19.217		BEST LAP TIME : 1:19.450		DIFFERENCE : 0.233		
LAP	SECTOR 1	SECTOR 2	LAP TIME	MPH	DIFF	TIME OF DAY
1 -		27.699	1:26.444	82.41	6.994	16:02:42.500
2 -	<b>51.561</b>	27.889	<b>1:19.450 (1)</b>	<b>89.67</b>		<b>16:04:01.950</b>
3 -	52.016	27.977	1:19.993	89.06	0.543	16:05:21.943
4 -	51.734	27.750	1:19.484 (2)	89.63	0.034	16:06:41.427
5 -	52.169	<b>27.656</b>	1:19.825 (3)	89.25	0.375	16:08:01.252
6 -	52.229	27.678	1:19.907	89.16	0.457	16:09:21.159
7 -	51.981	28.185	1:20.166	88.87	0.716	16:10:41.325
8 -	53.642	27.976	1:21.618	87.29	2.168	16:12:02.943
9 -	53.081	28.300	1:21.381	87.54	1.931	16:13:24.324
10 -	52.852	27.972	1:20.824	88.15	1.374	16:14:45.148

<b>P6 62 F1</b>		<b>WRIGHT / BAILEY</b>		Ryde Yamaha - Stainless Steel Designs Ltd.		
IDEAL LAP TIME : 1:19.215		BEST LAP TIME : 1:19.215		DIFFERENCE : 0.000		
LAP	SECTOR 1	SECTOR 2	LAP TIME	MPH	DIFF	TIME OF DAY
1 -		28.275	1:25.161	83.66	5.946	16:02:41.217
2 -	51.912	28.371	1:20.283	88.74	1.068	16:04:01.500
3 -	<b>51.489</b>	<b>27.726</b>	<b>1:19.215 (1)</b>	<b>89.94</b>		<b>16:05:20.715</b>
4 -	51.648	28.331	1:19.979 (3)	89.08	0.764	16:06:40.694
5 -	51.764	28.272	1:20.036	89.01	0.821	16:08:00.730
6 -	51.883	27.929	1:19.812 (2)	89.26	0.597	16:09:20.542
7 -	52.007	28.215	1:20.222	88.81	1.007	16:10:40.764
8 -	52.807	28.622	1:21.429	87.49	2.214	16:12:02.193
9 -	52.852	28.572	1:21.424	87.50	2.209	16:13:23.617
10 -	52.885	28.767	1:21.652	87.25	2.437	16:14:45.269

<b>P7 73 F2</b>		<b>GOODIER / BROWN</b>		LCR - Rowtec Ltd		
IDEAL LAP TIME : 1:19.362		BEST LAP TIME : 1:19.736		DIFFERENCE : 0.374		
LAP	SECTOR 1	SECTOR 2	LAP TIME	MPH	DIFF	TIME OF DAY
1 -		28.734	1:26.502	82.36	6.766	16:02:42.558
2 -	51.968	27.974	1:19.942	89.12	0.206	16:04:02.500
3 -	51.804	27.954	1:19.758 (2)	89.32	0.022	16:05:22.258
4 -	51.930	27.806	<b>1:19.736 (1)</b>	<b>89.35</b>		<b>16:06:41.994</b>
5 -	52.044	<b>27.785</b>	1:19.829 (3)	89.24	0.093	16:08:01.823
6 -	51.909	28.186	1:20.095	88.95	0.359	16:09:21.918
7 -	<b>51.577</b>	28.358	1:19.935	89.13	0.199	16:10:41.853
8 -	52.773	28.119	1:20.892	88.07	1.156	16:12:02.745
9 -	52.952	28.266	1:21.218	87.72	1.482	16:13:23.963
10 -	53.594	27.912	1:21.506	87.41	1.770	16:14:45.469

<b>P8 44 F2</b>		<b>KING / SIGSWORTH</b>		Lumley Ireson - T E Solutions uk		
IDEAL LAP TIME : 1:19.862		BEST LAP TIME : 1:19.862		DIFFERENCE : 0.000		
LAP	SECTOR 1	SECTOR 2	LAP TIME	MPH	DIFF	TIME OF DAY
1 -		28.708	1:26.915	81.97	7.053	16:02:42.971
2 -	51.945	28.723	1:20.668	88.32	0.806	16:04:03.639
3 -	51.859	28.380	1:20.239 (2)	88.79	0.377	16:05:23.878
4 -	<b>51.779</b>	<b>28.083</b>	<b>1:19.862 (1)</b>	<b>89.21</b>		<b>16:06:43.740</b>
5 -	51.965	28.418	1:20.383 (3)	88.63	0.521	16:08:04.123
6 -	52.693	28.556	1:21.249	87.68	1.387	16:09:25.372
7 -	52.539	28.759	1:21.298	87.63	1.436	16:10:46.670
8 -	52.408	28.523	1:20.931	88.03	1.069	16:12:07.601
9 -	52.555	28.581	1:21.136	87.81	1.274	16:13:28.737
10 -	52.489	28.738	1:21.227	87.71	1.365	16:14:49.964

Weather / Track : Sunny / Dry

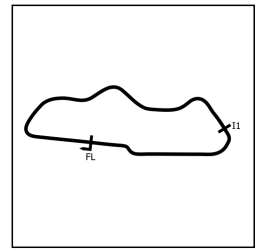
Donington Park National  
Circuit Length = 1.9790 miles  
Start: 16:01 Flag 16:14 End: 16:15



# BMCRC - MRO Championships 2021 - Rnd 5 @ Donington National

## BMCRC-RKB F1 & F2 Sidecars

### RACE 20 - SECTOR ANALYSIS



SECTOR 1 = FL to I1, SECTOR 2 = I1 to FL, DIFF = Difference To Personal Best Lap, P = Crossed Finish Line in Pit Lane, D = Time Disallowed

P9 37 F2 MORPHET/ REILLY			LCR Suzuki -			
IDEAL LAP TIME : 1:20.588		BEST LAP TIME : 1:20.957		DIFFERENCE : 0.369		
LAP	SECTOR 1	SECTOR 2	LAP TIME	MPH	DIFF	TIME OF DAY
1 -		29.250	1:28.560	80.44	7.603	16:02:44.616
2 -	52.654	28.825	1:21.479	87.44	0.522	16:04:06.095
3 -	52.649	28.776	1:21.425	87.49	0.468	16:05:27.520
4 -	52.472	29.124	1:21.596	87.31	0.639	16:06:49.116
5 -	<b>52.024</b>	28.933	<b>1:20.957 (1)</b>	<b>88.00</b>		<b>16:08:10.073</b>
6 -	52.367	28.700	1:21.067 (2)	87.88	0.110	16:09:31.140
7 -	52.207	29.165	1:21.372	87.55	0.415	16:10:52.512
8 -	52.943	<b>28.564</b>	1:21.507	87.41	0.550	16:12:14.019
9 -	52.360	28.709	1:21.069 (3)	87.88	0.112	16:13:35.088
10 -	52.314	28.974	1:21.288	87.64	0.331	16:14:56.376

P10 46 F2 SAUNDERS / HODGSON			Baker Hybrid Honda -			
IDEAL LAP TIME : 1:22.604		BEST LAP TIME : 1:22.604		DIFFERENCE : 0.000		
LAP	SECTOR 1	SECTOR 2	LAP TIME	MPH	DIFF	TIME OF DAY
1 -		29.106	1:28.713	80.31	6.109	16:02:44.769
2 -	1:01.967	29.834	1:31.801	77.60	9.197	16:04:16.570
3 -	54.071	31.518	1:25.589	83.24	2.985	16:05:42.159
4 -	54.839	30.817	1:25.656	83.17	3.052	16:07:07.815
5 -	54.343	29.060	1:23.403	85.42	0.799	16:08:31.218
6 -	53.789	29.158	1:22.947 (3)	85.89	0.343	16:09:54.165
7 -	<b>53.643</b>	<b>28.961</b>	<b>1:22.604 (1)</b>	<b>86.25</b>		<b>16:11:16.769</b>
8 -	54.085	29.033	1:23.118	85.71	0.514	16:12:39.887
9 -	53.725	29.102	1:22.827 (2)	86.01	0.223	16:14:02.714
10 -	54.037	29.036	1:23.073	85.76	0.469	16:15:25.787

P11 36 F2 QUIRK / SCHOFIELD			Ireson Suzuki -			
IDEAL LAP TIME : 1:23.520		BEST LAP TIME : 1:23.520		DIFFERENCE : 0.000		
LAP	SECTOR 1	SECTOR 2	LAP TIME	MPH	DIFF	TIME OF DAY
1 -		30.279	1:33.492	76.20	9.972	16:02:49.548
2 -	57.774	30.079	1:27.853	81.09	4.333	16:04:17.401
3 -	54.508	29.731	1:24.239 (3)	84.57	0.719	16:05:41.640
4 -	54.957	29.661	1:24.618	84.19	1.098	16:07:06.258
5 -	54.213	29.447	1:23.660 (2)	85.16	0.140	16:08:29.918
6 -	54.541	29.807	1:24.348	84.46	0.828	16:09:54.266
7 -	54.840	30.151	1:24.991	83.82	1.471	16:11:19.257
8 -	55.032	29.405	1:24.437	84.37	0.917	16:12:43.694
9 -	55.609	29.663	1:25.272	83.55	1.752	16:14:08.966
10 -	<b>54.151</b>	<b>29.369</b>	<b>1:23.520 (1)</b>	<b>85.30</b>		<b>16:15:32.486</b>

P12 66 F2 LUMLEY / MORALEE			Lumley Engineering Kawasaki - Lumley Engineering Ltd			
IDEAL LAP TIME : 1:25.398		BEST LAP TIME : 1:25.551		DIFFERENCE : 0.153		
LAP	SECTOR 1	SECTOR 2	LAP TIME	MPH	DIFF	TIME OF DAY
1 -		30.671	1:32.936	76.66	7.385	16:02:48.992
2 -	56.855	30.583	1:27.438	81.48	1.887	16:04:16.430
3 -	55.176	30.375	<b>1:25.551 (1)</b>	<b>83.27</b>		<b>16:05:41.981</b>
4 -	55.280	31.503	1:26.783	82.09	1.232	16:07:08.764
5 -	55.584	30.723	1:26.307 (3)	82.54	0.756	16:08:35.071
6 -	55.739	30.742	1:26.481	82.38	0.930	16:10:01.552
7 -	55.299	<b>30.353</b>	1:25.652 (2)	83.18	0.101	16:11:27.204
8 -	<b>55.045</b>	31.450	1:26.495	82.37	0.944	16:12:53.699
9 -	57.400	30.908	1:28.308	80.67	2.757	16:14:22.007
10 -	58.360	33.682	1:32.042	77.40	6.491	16:15:54.049

Weather / Track : Sunny / Dry

Donington Park National  
Circuit Length = 1.9790 miles  
Start: 16:01 Flag 16:14 End: 16:15

# BMCRC - MRO Championships 2021 - Rnd 5 @ Donington National

## BMCRC-RKB F1 & F2 Sidecars

### RACE 20 - SECTOR ANALYSIS



SECTOR 1 = FL to I1, SECTOR 2 = I1 to FL, DIFF = Difference To Personal Best Lap, P = Crossed Finish Line in Pit Lane, D = Time Disallowed

P13 67 F1		JEFFREY / FIELD		Windle - MJP racing		
IDEAL LAP TIME : 1:25.550		BEST LAP TIME : 1:25.872		DIFFERENCE : 0.322		
LAP	SECTOR 1	SECTOR 2	LAP TIME	MPH	DIFF	TIME OF DAY
1 -		30.497	1:33.157	76.47	7.285	16:02:49.213
2 -	58.018	30.314	1:28.332	80.65	2.460	16:04:17.545
3 -	57.571	30.120	1:27.691	81.24	1.819	16:05:45.236
4 -	56.267	29.928	1:26.195	82.65	0.323	16:07:11.431
5 -	56.538	<b>29.501</b>	1:26.039 (3)	82.80	0.167	16:08:37.470
6 -	56.427	29.574	1:26.001 (2)	82.84	0.129	16:10:03.471
7 -	<b>56.049</b>	29.823	<b>1:25.872 (1)</b>	<b>82.96</b>		<b>16:11:29.343</b>
8 -	56.443	30.075	1:26.518	82.34	0.646	16:12:55.861
9 -	58.264	30.309	1:28.573	80.43	2.701	16:14:24.434

P14 167 F2		PETTMAN / SAUNDERS		Windle Yamaha - Wintec Racing		
IDEAL LAP TIME : 1:25.708		BEST LAP TIME : 1:25.852		DIFFERENCE : 0.144		
LAP	SECTOR 1	SECTOR 2	LAP TIME	MPH	DIFF	TIME OF DAY
1 -		31.056	1:34.892	75.08	9.040	16:02:50.948
2 -	56.812	31.090	1:27.902	81.05	2.050	16:04:18.850
3 -	55.809	30.698	1:26.507	82.35	0.655	16:05:45.357
4 -	56.972	30.505	1:27.477	81.44	1.625	16:07:12.834
5 -	55.931	<b>30.420</b>	1:26.351	82.50	0.499	16:08:39.185
6 -	<b>55.288</b>	30.825	1:26.113 (3)	82.73	0.261	16:10:05.298
7 -	55.326	30.526	<b>1:25.852 (1)</b>	<b>82.98</b>		<b>16:11:31.150</b>
8 -	55.615	30.486	1:26.101 (2)	82.74	0.249	16:12:57.251
9 -	56.215	31.158	1:27.373	81.54	1.521	16:14:24.624

P15 61 F1		FORREST / McCAULEY		Wrinn/Taylor Yamaha - Tweedvale Motorcycles		
IDEAL LAP TIME : 1:23.285		BEST LAP TIME : 1:24.400		DIFFERENCE : 1.115		
LAP	SECTOR 1	SECTOR 2	LAP TIME	MPH	DIFF	TIME OF DAY
1 -		29.069	1:31.785	77.62	7.385	16:02:47.841
2 -	55.934	30.377	1:26.311	82.54	1.911	16:04:14.152
3 -	56.106	29.665	1:25.771 (3)	83.06	1.371	16:05:39.923
4 -	<b>54.389</b>	30.011	<b>1:24.400 (1)</b>	<b>84.41</b>		<b>16:07:04.323</b>
5 -	55.537	<b>28.896</b>	1:24.433 (2)	84.38	0.033	16:08:28.756

P16 8 F1		TAMPIN / GILROY		Honda - n/a myself		
IDEAL LAP TIME : 1:26.814		BEST LAP TIME : 1:27.122		DIFFERENCE : 0.308		
LAP	SECTOR 1	SECTOR 2	LAP TIME	MPH	DIFF	TIME OF DAY
1 -		30.398	1:35.076	74.93	7.954	16:02:51.132
2 -	<b>57.283</b>	30.389	1:27.672 (2)	81.26	0.550	16:04:18.804
3 -	57.591	<b>29.531</b>	<b>1:27.122 (1)</b>	<b>81.77</b>		<b>16:05:45.926</b>

Weather / Track : Sunny / Dry

Donington Park National  
Circuit Length = 1.9790 miles  
Start: 16:01 Flag 16:14 End: 16:15

# BMCRC - MRO Championships 2021 - Rnd 5 @ Donington National

## BMCRC-RKB F1 & F2 Sidecars

### RACE 20 - BEST SECTORS

SECTOR 1			SECTOR 2			IDEAL / BEST COMPARISON						
POS	NO	NAME	TIME	NO	NAME	TIME	POS	NO	NAME	IDEAL	BEST	DIFF
									<b>PERFECT LAP</b>	<b>1:16.887</b>		
1	12	JACKSON / ROBERTS	<b>49.971</b>	27	KIRBY / KIRBY	<b>26.916</b>	1	27	KIRBY / KIRBY	1:16.920	1:16.920	<b>0.000</b>
2	27	KIRBY / KIRBY	<b>50.004</b>	118	BICKNELL / ENSOR	<b>27.282</b>	2	12	JACKSON / ROBERTS	1:17.257	1:17.287	<b>0.030</b>
3	118	BICKNELL / ENSOR	<b>50.548</b>	12	JACKSON / ROBERTS	<b>27.286</b>	3	118	BICKNELL / ENSOR	1:17.830	1:17.893	<b>0.063</b>
4	62	WRIGHT / BAILEY	<b>51.489</b>	136	EDWARDS / EDWARDS	<b>27.499</b>	4	136	EDWARDS / EDWARDS	1:18.995	1:19.224	<b>0.229</b>
5	136	EDWARDS / EDWARDS	<b>51.496</b>	117	POTTINGER / DODD	<b>27.656</b>	5	62	WRIGHT / BAILEY	1:19.215	1:19.215	<b>0.000</b>
6	117	POTTINGER / DODD	<b>51.561</b>	62	WRIGHT / BAILEY	<b>27.726</b>	6	117	POTTINGER / DODD	1:19.217	1:19.450	<b>0.233</b>
7	73	GOODIER / BROWN	<b>51.577</b>	73	GOODIER / BROWN	<b>27.785</b>	7	73	GOODIER / BROWN	1:19.362	1:19.736	<b>0.374</b>
8	44	KING / SIGSWORTH	<b>51.779</b>	44	KING / SIGSWORTH	<b>28.083</b>	8	44	KING / SIGSWORTH	1:19.862	1:19.862	<b>0.000</b>
9	37	MORPHET / REILLY	<b>52.024</b>	37	MORPHET / REILLY	<b>28.564</b>	9	37	MORPHET / REILLY	1:20.588	1:20.957	<b>0.369</b>
10	46	SAUNDERS / HODGSON	<b>53.643</b>	61	FORREST / McCAULEY	<b>28.896</b>	10	46	SAUNDERS / HODGSON	1:22.604	1:22.604	<b>0.000</b>
11	36	QUIRK / SCHOFIELD	<b>54.151</b>	46	SAUNDERS / HODGSON	<b>28.961</b>	11	61	FORREST / McCAULEY	1:23.285	1:24.400	<b>1.115</b>
12	61	FORREST / McCAULEY	<b>54.389</b>	36	QUIRK / SCHOFIELD	<b>29.369</b>	12	36	QUIRK / SCHOFIELD	1:23.520	1:23.520	<b>0.000</b>
13	66	LUMLEY / MORALEE	<b>55.045</b>	67	JEFFREY / FIELD	<b>29.501</b>	13	66	LUMLEY / MORALEE	1:25.398	1:25.551	<b>0.153</b>
14	167	PETTMAN / SAUNDERS	<b>55.288</b>	8	TAMPIN / GILROY	<b>29.531</b>	14	67	JEFFREY / FIELD	1:25.550	1:25.872	<b>0.322</b>
15	67	JEFFREY / FIELD	<b>56.049</b>	66	LUMLEY / MORALEE	<b>30.353</b>	15	167	PETTMAN / SAUNDERS	1:25.708	1:25.852	<b>0.144</b>
16	8	TAMPIN / GILROY	<b>57.283</b>	167	PETTMAN / SAUNDERS	<b>30.420</b>	16	8	TAMPIN / GILROY	1:26.814	1:27.122	<b>0.308</b>
17												
18												

Weather / Track : Sunny / Dry

Results can be found at [www.tsl-timing.com](http://www.tsl-timing.com)

Donington Park National  
Circuit Length = 1.9790 miles  
Start: 16:01 Flag 16:14 End: 16:15

Printed - 16:16 Sunday, 05 September 2021

# BMCRC - MRO Championships 2021 - Rnd 5 @ Donington National

## BMCRC-RKB F1 & F2 Sidecars

### RACE 20 - STATISTICS

**Competitors Started** 16  
**Planned Start** 2021-09-05 @ 16:45:00.000  
**Actual Start** 2021-09-05 @ 16:01:16.055  
**Finish Time** 2021-09-05 @ 16:14:23.664  
**Track Length** 1.9790mi.  
**Total Laps** 146  
**Total Distance Covered** 288.9438mi.

#### Session Fastest Lap History

NO	CL	NAME	LAP TIME	TIME OF DAY	LAP	VEHICLE
27	F1	KIRBY / KIRBY	<b>1:16.920</b>	16:03:54.410	2	ARS Yamaha

#### Session Leader History

NO	CL	NAME	FROM LAP	LAPS LED	DISTANCE	VEHICLE
27	F1	KIRBY / KIRBY	1	7	13.81 miles	ARS Yamaha
12	F2	JACKSON / ROBERTS	8	3	5.93 miles	DMR Suzuki

#### Flag History

TYPE	TIME OF DAY
GREEN	16:01:16.055
FINISH	16:14:23.664

#### Flag Statistics

TYPE	COUNT	TOTAL LAPS	TOTAL TIME
Green	1	10	14:40.337
Red	0	0	0.000
Safety Car	0	0	0.000
FCY	0	0	0.000

# BMCRC - MRO Championships 2021 - Rnd 5 @ Donington National

## BMCRC-RKB F1 & F2 Sidecars

### RACE 20 - STATISTICS

**CLASS : F1**

8 Starters

#### Fastest Lap History

NO	NAME	LAP TIME	TIME OF DAY	LAP	VEHICLE
27	KIRBY / KIRBY	1:16.920	16:03:54.410	2	ARS Yamaha

#### Leader History

NO	NAME	FROM LAP	LAPS LED	DISTANCE	VEHICLE
27	KIRBY / KIRBY	1	10	19.75 miles	ARS Yamaha

# BMCRC - MRO Championships 2021 - Rnd 5 @ Donington National

## BMCRC-RKB F1 & F2 Sidecars

### RACE 20 - STATISTICS

CLASS : F2

8 Starters

#### Fastest Lap History

NO	NAME	LAP TIME	TIME OF DAY	LAP	VEHICLE
12	JACKSON / ROBERTS	1:18.803	16:03:59.364	2	DMR Suzuki
12	JACKSON / ROBERTS	1:18.167	16:05:17.531	3	DMR Suzuki
12	JACKSON / ROBERTS	1:17.447	16:06:34.977	4	DMR Suzuki
12	JACKSON / ROBERTS	1:17.411	16:07:52.389	5	DMR Suzuki
12	JACKSON / ROBERTS	1:17.360	16:09:09.748	6	DMR Suzuki
12	JACKSON / ROBERTS	1:17.287	16:10:27.035	7	DMR Suzuki

#### Leader History

NO	NAME	FROM LAP	LAPS LED	DISTANCE	VEHICLE
12	JACKSON / ROBERTS	1	10	19.75 miles	DMR Suzuki

Weather / Track : Sunny / Dry

Results can be found at [www.tsl-timing.com](http://www.tsl-timing.com)

Page 3 of 3

Donington Park National  
Circuit Length = 1.9790 miles  
Start: 16:01 Flag 16:14 End: 16:15

Printed - 16:16 Sunday, 05 September 2021

# BMCRC-MRO Championships 2021



## **BMCRC THUNDERBIKE EXTREME & TBR PERFORMANCE ULTRA** Supported by Steve Jordan Motorcycles

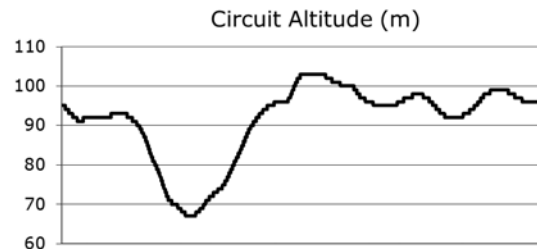
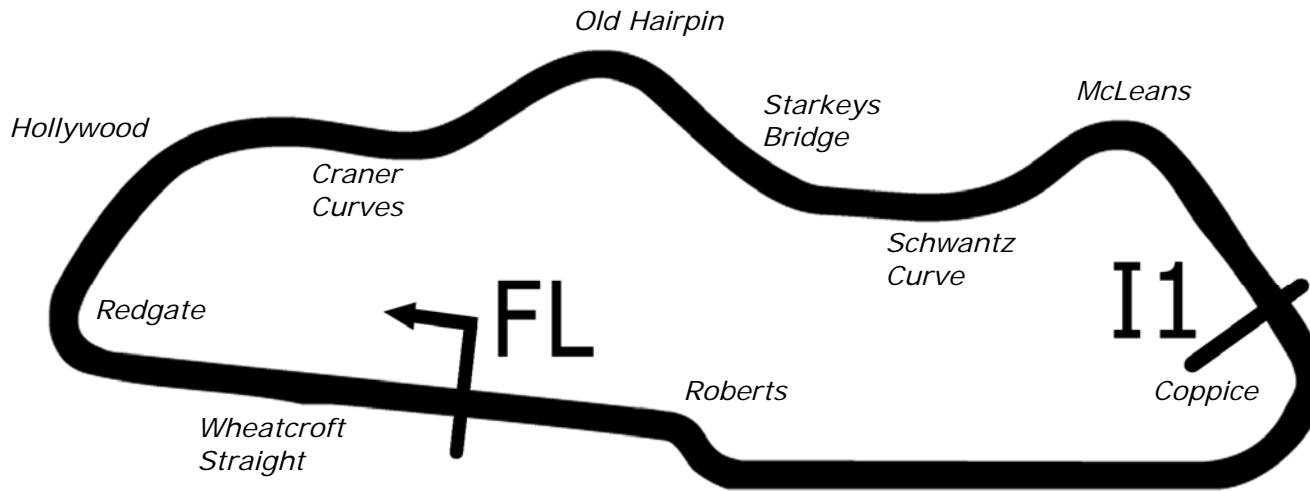
**Donington Park National**

**4<sup>th</sup> / 5<sup>th</sup> September 2021**



Results Provided by Timing Solutions Ltd  
[www.tsl-timing.com](http://www.tsl-timing.com)

# Donington Park National



Length	1.9790 miles	3185.0 m	
FL		52.82971 N	1.37867 W
I1	2096m	52.82978 N	1.36508 W
Pit Entry	3100m	52.82951 N	1.37832 W
Pit Exit	229m after FL	52.82996 N	1.38205 W
Pit Entry–Pit Exit 256m, 18.4s @50kph, 15.3s @60kph			

All results available at [www.tsl-timing.com](http://www.tsl-timing.com)



# BMCRC - MRO Championships 2021 - Rnd 5 @ Donington National

## Thunderbike Extreme & Ultra & Rookie 1000

### QUALIFYING - CLASSIFICATION



POS	NO	CL	PIC NAME	ENTRY	TIME	ON	LAPS	GAP	DIFF	MPH	
1	11	U	1	Josh HARVEY	Yamaha R1 - NR Racing	1:13.974	9	9		96.31	
2	275	U	2	Mark WILBY	Suzuki GSXR1000 -	1:14.184	8	12	0.210	96.04	
3	100	1000	1	Antony HUNTER	Kawasaki ZX10 - Uncletoms motoring centre	1:15.086	6	7	1.112	94.88	
4	19	1000	2	Lee GRANT	Yamaha R1M - Grant carpentry and construction ltd	1:15.375	10	11	1.401	94.52	
5	5	U	3	Stacey KILLWORTH	Suzuki GSXR 1000 - Greenplant/Everns	1:15.443	11	12	1.469	94.43	
6	1	E	1	Andrew SAUNDERS	Suzuki GSXR 750 K1 - SDC PERFORMANCE	1:15.498	9	10	1.524	94.36	
7	961	E	2	Jack SIM	Yamaha R6 - Platform Lift Engineers Ltd	1:15.619	6	12	1.645	94.21	
8	53	1000	3	Seamus McGLYNN	Yamaha R1 -	1:15.680	7	10	1.706	94.14	
9	110	1000	4	Michael CLARKE	Yamaha R1 - BIKEBASE.ltd	1:15.742	5	6	1.768	94.06	
10	29	U	4	Cecil DINSMORE	Suzuki GSXR 1000 - KnC Motorsport	1:15.950	9	11	1.976	93.80	
11	58	U	5	James SHEEHAN	Suzuki GSXR 1000 - Sheehan Racing	1:16.354	6	10	2.380	93.31	
12	102	U	6	James FEARN	Suzuki GSXR1000 - Jwf tiling, palmer race skool, the fe	1:16.429	9	10	2.455	93.21	
13	138	E	3	James REVELEY	Yamaha R6 - PCN Racing	1:16.463	7	12	2.489	93.17	
14	91	1000	5	Thomas HARRISON	Suzuki GSXR 1000 - RAW K9 NUTRITION	1:16.491	5	10	2.517	93.14	
15	258	U	7	Ande FRIEND	Kawasaki ZX10R - Flying colours Motorcycle Training	1:16.610	7	11	2.636	92.99	
16	17	U	8	Jordan KILLWORTH	Kawasaki ZX-10R - Skyline	1:16.656	6	11	2.682	92.94	
17	508	1000	6	Daniel McFADDEN	Kawasaki ZX10RR - Danny McFadden Racing	1:16.677	6	11	2.703	92.91	
18	77	E	4	David MAY	Suzuki GSXR 750 K1 - ELP Racing	1:17.168	6	12	3.194	92.32	
19	20	U	9	Connor SWYER	Suzuki GSXR 1000 K6 - WSC Performance & Owkay clo	1:17.182	11	11	3.208	92.30	
20	63	U	10	Matthew WREN	Suzuki GSXR - TBR performance	1:17.342	6	11	3.368	92.11	
21	32	1000	7	Louis FINLAYSON-GREEN	Honda CBR1000RR - Revs of Horsham	1:18.175	11	11	4.201	91.13	
22	41	U	11	David ABRAHAM	Yamaha R1 - Cambridge Motorcycles	1:18.287	11	11	4.313	91.00	
23	300	1000	8	Aaren CARPENTER	Kawasaki ZX10R - Above Build Limited	1:18.310	8	11	4.336	90.97	
24	165	U	12	Richard BUTT	Suzuki GSXR1000 - Michelle Harvey	1:18.581	8	11	4.607	90.66	
25	93	1000	9	Connor IRWIN	Kawasaki ZX10R - RAW K9 nutrition / roof works	1:18.585	5	11	4.611	90.66	
26	222	1000	10	Phil ROOKE	KAWASAKI ZX10R - CLEARWAY TRAFFIC SOLUTION	1:18.655	10	11	4.681	90.58	
27	117	E	5	Raymond STAGG	Suzuki K2 750 -	1:18.794	8	11	4.820	90.42	
28	99	E	6	Michael SIMMONS	Yamaha R6 - Westcountry Windings	1:19.023	8	11	5.049	90.15	
29	107	1000	11	Dave WILLIAMSON	Kawasaki ZX10R - DWM Racing	1:19.329	11	11	5.355	89.81	
30	7	U	13	Seb JENKINS	Suzuki GSX-R 1000 - Mupo Race Suspension - Enpro -	1:19.624	9	11	5.650	89.47	
31	23	U	14	Justin ROSE	Yamaha R1 -	1:19.729	10	11	5.755	89.36	
32	14	E	7	Nick KILLWORTH	Aprillia RSV MILLE - Bk Evans racing	1:20.620	9	11	6.646	88.37	
33	22	E	8	Matthew MAY	Honda CBR600F3 - Late Breakers	1:20.692	10	11	6.718	88.29	
34	61	1000	12	Andrew LEWIS	Yamaha R1 -	1:20.734	7	11	6.760	88.24	
35	51	E	9	Michael HOGARTH	Honda SP1 RC-51 - WHR Racing	1:20.753	6	11	6.779	88.22	
36	28	E	10	David SPENCER	Suzuki GSXR 600 -	1:21.007	9	11	7.033	87.95	
37	55	E	11	Nick HODGINS	Suzuki GSXR 750 - Dad, Claire, Super Sam, ASR, Caz	1:21.062	8	11	7.088	87.89	
38	999	U	15	Jack DWYER	Honda CBR1000RR -	1:21.504	10	11	7.530	87.41	
39	66	1000	14	Jonny HILL	Honda CBR1000 RR - Michael J Lonsdale Group	1:21.562	10	11	7.588	87.35	
40	119	E	12	Simon HEALEY	Yamaha R1 - Popular Tyres Ltd / Pro Parts Ltd	1:21.565	6	11	7.591	87.34	
41	24	E	13	Mark REYNOLDS	Aprillia MILLE -	1:22.035	8	11	8.061	86.84	
42	201	U	16	Scott WEST	Suzuki GSXR1000 -	1:22.039	10	11	8.065	86.84	
43	147	1000	16	Mark SKEVINGTON	Suzuki GSXR 1000 - Teknimek Engineering Ltd	1:22.148	9	10	8.174	86.72	
44	180	1000	17	Mark OVEL	Yamaha R1 - I NEED A SPONSOR	1:22.922	11	11	8.948	85.91	
45	6	E	14	Andrew FIRTH	Yamaha YZF-R1 - LTRmotorcycles.co.uk / Palmer Rac	1:22.955	8	11	8.981	85.88	
46	35	E	15	Stephen HARVEY	Yamaha YZF R1 -	1:23.049	9	10	9.075	85.78	
47	45	1000	18	Glenn SMITH	Kawasaki ZX10R -	1:23.108	5	9	9.134	85.72	
48	103	E	16	Craig GOFFORD	Yamaha R1 4XV - Meala Racing Development	1:23.428	8	10	9.454	85.39	
49	888	1000	19	Paul FAGG	Honda CBR 1000RR -	1:23.984	5	10	10.010	84.83	
50	46	E	17	Adrian DRAPER	Suzuki GSXR 750 - droopy racing uk	1:24.907	6	10	10.933	83.91	
51	82	1000	20	Paul MORRIS	Suzuki GSXR 1000 - Rpm Performance & Engineering	1:25.090	8	10	11.116	83.73	
52	123	E	18	Claire BECKETT	Suzuki SV650 - P Sheils & Sons	1:25.796	8	10	11.822	83.04	
53	152	U	17	Jason ALLEN	Yamaha R1 4C8 - Reprobate tribe racing.	1:29.017	9	10	15.043	80.03	
54	18	E	19	Stuart ALBON	Honda 954 FIREBLADE - Winter Sun Skydiving	2:00.864	2	3	46.890	31.847	58.94

Donington Park National  
Circuit Length = 1.9790 miles  
Start: 09:00 Flag 09:13 End: 09:15

Weather / Track : Cloudy / Dry

These results are provisional until the conclusion of any judicial and technical matters.

Clerk Of Course :	Stewards :	Timekeeper :
-------------------	------------	--------------

Results can be found at [www.tsl-timing.com](http://www.tsl-timing.com)

Printed - 09:15 Saturday, 04 September 2021



# BMCRC - MRO Championships 2021 - Rnd 5 @ Donington National

## Thunderbike Extreme & Ultra & Rookie 1000

### QUALIFYING - SECTOR ANALYSIS



SECTOR 1 = FL to I1, SECTOR 2 = I1 to FL, DIFF = Difference To Personal Best Lap, P = Crossed Finish Line in Pit Lane, D = Time Disallowed

P1 11 U		Josh HARVEY		Yamaha R1 - NR Racing			
IDEAL LAP TIME : 1:13.644		BEST LAP TIME : 1:13.974		DIFFERENCE : 0.330			
LAP	SECTOR 1	SECTOR 2	LAP TIME	MPH	DIFF	TIME OF DAY	
1 -		IN PIT				09:03:53.111	
2 -	OUTLAP	26.853	1:44.002	68.50	30.028	09:05:37.113	
3 -	49.609	25.727	1:15.336	94.57	1.362	09:06:52.449	
4 -	50.055	25.716	1:15.771	94.02	1.797	09:08:08.220	
5 -	50.311	25.776	1:16.087	93.63	2.113	09:09:24.307	
6 -	<b>47.961</b>	26.487	1:14.448 (2)	95.69	0.474	09:10:38.755	
7 -	50.494	27.026	1:17.520	91.90	3.546	09:11:56.275	
8 -	48.938	25.716	1:14.654 (3)	95.43	0.680	09:13:10.929	
9 -	48.291	<b>25.683</b>	<b>1:13.974 (1)</b>	<b>96.31</b>		<b>09:14:24.903</b>	

P2 275 U		Mark WILBY		Suzuki GSXR1000 -			
IDEAL LAP TIME : 1:13.934		BEST LAP TIME : 1:14.184		DIFFERENCE : 0.250			
LAP	SECTOR 1	SECTOR 2	LAP TIME	MPH	DIFF	TIME OF DAY	
1 -						09:00:52.952	
2 -	58.208	28.645	1:26.853	82.03	12.669	09:02:19.805	
3 -	52.236	26.983	1:19.219	89.93	5.035	09:03:39.024	
4 -	50.810	26.380	1:17.190	92.30	3.006	09:04:56.214	
5 -	50.167	26.811	1:16.978	92.55	2.794	09:06:13.192	
6 -	50.391	26.098	1:16.489	93.14	2.305	09:07:29.681	
7 -	48.785	<b>25.550</b>	1:14.335 (2)	95.84	0.151	09:08:44.016	
8 -	<b>48.384</b>	25.800	<b>1:14.184 (1)</b>	<b>96.04</b>		<b>09:09:58.200</b>	
9 -	49.244	25.858	1:15.102 (3)	94.86	0.918	09:11:13.302	
10 -	50.312	25.598	1:15.910	93.85	1.726	09:12:29.212	
11 -	49.380	26.120	1:15.500	94.36	1.316	09:13:44.712	
12 -	48.589	IN PIT	1:31.495 P	77.86	17.311	09:15:16.207	

P3 100 1000		Antony HUNTER		Kawasaki ZX10 - Uncletoms motoring centre			
IDEAL LAP TIME : 1:15.086		BEST LAP TIME : 1:15.086		DIFFERENCE : 0.000			
LAP	SECTOR 1	SECTOR 2	LAP TIME	MPH	DIFF	TIME OF DAY	
1 -						09:00:40.261	
2 -	56.747	27.364	1:24.111	84.70	9.025	09:02:04.372	
3 -	53.462	28.933	1:22.395 (3)	86.46	7.309	09:03:26.767	
4 -	51.571	31.417	1:22.988	85.85	7.902	09:04:49.755	
5 -	49.827	26.246	1:16.073 (2)	93.65	0.987	09:06:05.828	
6 -	<b>48.868</b>	<b>26.218</b>	<b>1:15.086 (1)</b>	<b>94.88</b>		<b>09:07:20.914</b>	
7 -	51.743	IN PIT	1:23.303 P	85.52	8.217	09:08:44.217	

P4 19 1000		Lee GRANT		Yamaha R1M - Grant carpentry and construction ltd			
IDEAL LAP TIME : 1:15.183		BEST LAP TIME : 1:15.375		DIFFERENCE : 0.192			
LAP	SECTOR 1	SECTOR 2	LAP TIME	MPH	DIFF	TIME OF DAY	
1 -						09:00:39.185	
2 -	56.432	28.269	1:24.701	84.11	9.326	09:02:03.886	
3 -	52.311	26.845	1:19.156	90.00	3.781	09:03:23.042	
4 -	51.575	26.381	1:17.956	91.39	2.581	09:04:40.998	
5 -	50.120	<b>25.900</b>	1:16.020 (3)	93.72	0.645	09:05:57.018	
6 -	49.766	26.093	1:15.859 (2)	93.91	0.484	09:07:12.877	
7 -	49.853	26.412	1:16.265	93.41	0.890	09:08:29.142	
8 -	49.461	26.862	1:16.323	93.34	0.948	09:09:45.465	
9 -	50.162	26.027	1:16.189	93.51	0.814	09:11:01.654	
10 -	<b>49.283</b>	26.092	<b>1:15.375 (1)</b>	<b>94.52</b>		<b>09:12:17.029</b>	
11 -	52.509	IN PIT	1:26.620 P	82.25	11.245	09:13:43.649	

Weather / Track : Cloudy / Dry

Donington Park National  
Circuit Length = 1.9790 miles  
Start: 09:00 Flag 09:13 End: 09:15

# BMCRC - MRO Championships 2021 - Rnd 5 @ Donington National

## Thunderbike Extreme & Ultra & Rookie 1000

### QUALIFYING - SECTOR ANALYSIS



SECTOR 1 = FL to I1, SECTOR 2 = I1 to FL, DIFF = Difference To Personal Best Lap, P = Crossed Finish Line in Pit Lane, D = Time Disallowed

P5		5 U		Stacey KILLWORTH		Suzuki GSXR 1000 - Greenplant/Everns	
IDEAL LAP TIME : 1:14.771		BEST LAP TIME : 1:15.443		DIFFERENCE : 0.672			
LAP	SECTOR 1	SECTOR 2	LAP TIME	MPH	DIFF	TIME OF DAY	
1 -						09:00:43.443	
2 -	54.357	27.779	1:22.136	86.74	6.693	09:02:05.579	
3 -	50.889	26.749	1:17.638	91.76	2.195	09:03:23.217	
4 -	51.016	26.403	1:17.419	92.02	1.976	09:04:40.636	
5 -	49.565	26.000	1:15.565 (2)	94.28	0.122	09:05:56.201	
6 -	<b>48.789</b>	27.269	1:16.058 (3)	93.67	0.615	09:07:12.259	
7 -	49.883	26.181	1:16.064	93.66	0.621	09:08:28.323	
8 -	49.814	27.756	1:17.570	91.84	2.127	09:09:45.893	
9 -	50.170	26.717	1:16.887	92.66	1.444	09:11:02.780	
10 -	49.083	27.114	1:16.197	93.50	0.754	09:12:18.977	
11 -	49.461	<b>25.982</b>	<b>1:15.443 (1)</b>	<b>94.43</b>		<b>09:13:34.420</b>	
12 -	51.195	IN PIT	1:25.289 P	83.53	9.846	09:14:59.709	

P6		1 E		Andrew SAUNDERS		Suzuki GSXR 750 K1 - SDC PERFORMANCE	
IDEAL LAP TIME : 1:15.438		BEST LAP TIME : 1:15.498		DIFFERENCE : 0.060			
LAP	SECTOR 1	SECTOR 2	LAP TIME	MPH	DIFF	TIME OF DAY	
1 -						09:00:36.534	
2 -	55.099	27.688	1:22.787	86.05	7.289	09:01:59.321	
3 -	51.586	27.082	1:18.668	90.56	3.170	09:03:17.989	
4 -	50.210	<b>26.126</b>	1:16.336 (3)	93.33	0.838	09:04:34.325	
5 -	50.188	26.336	1:16.524	93.10	1.026	09:05:50.849	
6 -	51.099	26.325	1:17.424	92.02	1.926	09:07:08.273	
7 -	49.495	26.324	1:15.819 (2)	93.96	0.321	09:08:24.092	
8 -	50.397	26.821	1:17.218	92.26	1.720	09:09:41.310	
9 -	<b>49.312</b>	26.186	<b>1:15.498 (1)</b>	<b>94.36</b>		<b>09:10:56.808</b>	
10 -	50.209	IN PIT	1:26.563 P	82.30	11.065	09:12:23.371	

P7		961 E		Jack SIM		Yamaha R6 - Platform Lift Engineers Ltd	
IDEAL LAP TIME : 1:15.296		BEST LAP TIME : 1:15.619		DIFFERENCE : 0.323			
LAP	SECTOR 1	SECTOR 2	LAP TIME	MPH	DIFF	TIME OF DAY	
1 -						09:00:39.757	
2 -	57.190	28.592	1:25.782	83.05	10.163	09:02:05.539	
3 -	52.768	27.671	1:20.439	88.57	4.820	09:03:25.978	
4 -	51.449	26.922	1:18.371	90.90	2.752	09:04:44.349	
5 -	50.170	26.798	1:16.968	92.56	1.349	09:06:01.317	
6 -	<b>49.215</b>	26.404	<b>1:15.619 (1)</b>	<b>94.21</b>		<b>09:07:16.936</b>	
7 -	49.329	26.562	1:15.891 (3)	93.87	0.272	09:08:32.827	
8 -	49.583	27.159	1:16.742	92.83	1.123	09:09:49.569	
9 -	49.949	26.484	1:16.433	93.21	0.814	09:11:06.002	
10 -	49.725	<b>26.081</b>	1:15.806 (2)	93.98	0.187	09:12:21.808	
11 -	49.804	26.611	1:16.415	93.23	0.796	09:13:38.223	
12 -	50.220	26.729	1:16.949	92.58	1.330	09:14:55.172	

P8		53 1000		Seamus McGLYNN		Yamaha R1 -	
IDEAL LAP TIME : 1:15.532		BEST LAP TIME : 1:15.680		DIFFERENCE : 0.148			
LAP	SECTOR 1	SECTOR 2	LAP TIME	MPH	DIFF	TIME OF DAY	
1 -						09:00:36.933	
2 -	55.443	27.177	1:22.620	86.23	6.940	09:01:59.553	
3 -	50.362	<b>25.883</b>	1:16.245 (3)	93.44	0.565	09:03:15.798	
4 -	50.885	26.616	1:17.501	91.92	1.821	09:04:33.299	
5 -	50.969	26.061	1:17.030	92.49	1.350	09:05:50.329	
6 -	52.533	26.047	1:18.580	90.66	2.900	09:07:08.909	
7 -	<b>49.649</b>	26.031	<b>1:15.680 (1)</b>	<b>94.14</b>		<b>09:08:24.589</b>	
8 -	51.222	26.040	1:17.262	92.21	1.582	09:09:41.851	
9 -	49.713	26.400	1:16.113 (2)	93.60	0.433	09:10:57.964	
10 -	52.936	IN PIT	1:26.165 P	82.68	10.485	09:12:24.129	

Weather / Track : Cloudy / Dry

Donington Park National  
Circuit Length = 1.9790 miles  
Start: 09:00 Flag 09:13 End: 09:15

# BMCRC - MRO Championships 2021 - Rnd 5 @ Donington National

## Thunderbike Extreme & Ultra & Rookie 1000

### QUALIFYING - SECTOR ANALYSIS



SECTOR 1 = FL to I1, SECTOR 2 = I1 to FL, DIFF = Difference To Personal Best Lap, P = Crossed Finish Line in Pit Lane, D = Time Disallowed

P9 110 1000 Michael CLARKE		Yamaha R1 - BIKEBASE.ltd				
IDEAL LAP TIME : 1:15.351		BEST LAP TIME : 1:15.742		DIFFERENCE : 0.391		
LAP	SECTOR 1	SECTOR 2	LAP TIME	MPH	DIFF	TIME OF DAY
1 -		IN PIT				09:08:18.485
2 -	OUTLAP	26.725	1:30.410	78.80	14.668	09:09:48.895
3 -	51.233	28.345	1:19.578	89.53	3.836	09:11:08.473
4 -	49.832	<b>26.097</b>	1:15.929 (2)	93.83	0.187	09:12:24.402
5 -	<b>49.254</b>	26.488	<b>1:15.742 (1)</b>	<b>94.06</b>		<b>09:13:40.144</b>
6 -	49.539	26.694	1:16.233 (3)	93.45	0.491	09:14:56.377

P10 29 U Cecil DINSMORE		Suzuki GSXR 1000 - KnC Motorsport				
IDEAL LAP TIME : 1:15.828		BEST LAP TIME : 1:15.950		DIFFERENCE : 0.122		
LAP	SECTOR 1	SECTOR 2	LAP TIME	MPH	DIFF	TIME OF DAY
1 -						09:01:01.602
2 -	59.455	28.446	1:27.901	81.05	11.951	09:02:29.503
3 -	54.363	28.381	1:22.744	86.10	6.794	09:03:52.247
4 -	51.853	27.357	1:19.210	89.94	3.260	09:05:11.457
5 -	51.259	26.941	1:18.200	91.10	2.250	09:06:29.657
6 -	52.830	27.206	1:20.036	89.01	4.086	09:07:49.693
7 -	51.169	26.517	1:17.686	91.71	1.736	09:09:07.379
8 -	53.587	<b>26.501</b>	1:20.088	88.96	4.138	09:10:27.467
9 -	<b>49.327</b>	26.623	<b>1:15.950 (1)</b>	<b>93.80</b>		<b>09:11:43.417</b>
10 -	50.495	26.625	1:17.120 (3)	92.38	1.170	09:13:00.537
11 -	49.740	27.003	1:16.743 (2)	92.83	0.793	09:14:17.280

P11 58 U James SHEEHAN		Suzuki GSXR 1000 - Sheehan Racing				
IDEAL LAP TIME : 1:15.675		BEST LAP TIME : 1:16.354		DIFFERENCE : 0.679		
LAP	SECTOR 1	SECTOR 2	LAP TIME	MPH	DIFF	TIME OF DAY
1 -						09:01:35.712
2 -	1:03.624	30.127	1:33.751	75.99	17.397	09:03:09.463
3 -	54.683	27.500	1:22.183	86.69	5.829	09:04:31.646
4 -	51.874	26.676	1:18.550	90.70	2.196	09:05:50.196
5 -	51.345	26.643	1:17.988 (3)	91.35	1.634	09:07:08.184
6 -	50.102	<b>26.252</b>	<b>1:16.354 (1)</b>	<b>93.31</b>		<b>09:08:24.538</b>
7 -	52.484	27.005	1:19.489	89.63	3.135	09:09:44.027
8 -	52.763	26.318	1:19.081	90.09	2.727	09:11:03.108
9 -	<b>49.423</b>	27.082	1:16.505 (2)	93.12	0.151	09:12:19.613
10 -	50.649	IN PIT	1:22.385 P	86.47	6.031	09:13:41.998

P12 102 U James FEARN		Suzuki GSXR1000 - Jwf tiling, palmer race skool, the factory				
IDEAL LAP TIME : 1:16.429		BEST LAP TIME : 1:16.429		DIFFERENCE : 0.000		
LAP	SECTOR 1	SECTOR 2	LAP TIME	MPH	DIFF	TIME OF DAY
1 -		IN PIT				09:01:49.662
2 -	OUTLAP	28.202	1:46.545	66.86	30.116	09:03:36.207
3 -	51.126	26.759	1:17.885	91.47	1.456	09:04:54.092
4 -	52.515	26.985	1:19.500	89.61	3.071	09:06:13.592
5 -	51.024	26.860	1:17.884	91.47	1.455	09:07:31.476
6 -	50.196	26.467	1:16.663 (2)	92.93	0.234	09:08:48.139
7 -	50.839	26.496	1:17.335	92.12	0.906	09:10:05.474
8 -	50.833	26.517	1:17.350	92.10	0.921	09:11:22.824
9 -	<b>50.139</b>	<b>26.290</b>	<b>1:16.429 (1)</b>	<b>93.21</b>		<b>09:12:39.253</b>
10 -	50.696	26.354	1:17.050 (3)	92.46	0.621	09:13:56.303

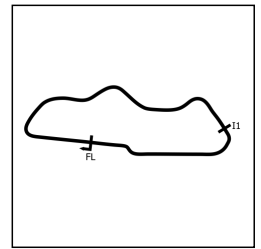
Weather / Track : Cloudy / Dry

Donington Park National  
Circuit Length = 1.9790 miles  
Start: 09:00 Flag 09:13 End: 09:15

# BMCRRC - MRO Championships 2021 - Rnd 5 @ Donington National

## Thunderbike Extreme & Ultra & Rookie 1000

### QUALIFYING - SECTOR ANALYSIS



SECTOR 1 = FL to I1, SECTOR 2 = I1 to FL, DIFF = Difference To Personal Best Lap, P = Crossed Finish Line in Pit Lane, D = Time Disallowed

P13 138 E		James REVELEY		Yamaha R6 - PCN Racing		
IDEAL LAP TIME : 1:16.463		BEST LAP TIME : 1:16.463		DIFFERENCE : 0.000		
LAP	SECTOR 1	SECTOR 2	LAP TIME	MPH	DIFF	TIME OF DAY
1 -						09:00:34.751
2 -	57.239	29.333	1:26.572	82.29	10.109	09:02:01.323
3 -	52.567	27.535	1:20.102	88.94	3.639	09:03:21.425
4 -	52.459	27.580	1:20.039	89.01	3.576	09:04:41.464
5 -	51.067	27.056	1:18.123	91.19	1.660	09:05:59.587
6 -	50.365	27.271	1:17.636 (3)	91.76	1.173	09:07:17.223
7 -	<b>50.004</b>	<b>26.459</b>	<b>1:16.463 (1)</b>	<b>93.17</b>		<b>09:08:33.686</b>
8 -	50.389	27.093	1:17.482 (2)	91.95	1.019	09:09:51.168
9 -	51.545	27.050	1:18.595	90.65	2.132	09:11:09.763
10 -	50.779	27.119	1:17.898	91.46	1.435	09:12:27.661
11 -	50.585	27.147	1:17.732	91.65	1.269	09:13:45.393
12 -	50.577	27.234	1:17.811	91.56	1.348	09:15:03.204

P14 91 1000		Thomas HARRISON		Suzuki GSXR 1000 - RAW K9 NUTRITION		
IDEAL LAP TIME : 1:16.094		BEST LAP TIME : 1:16.491		DIFFERENCE : 0.397		
LAP	SECTOR 1	SECTOR 2	LAP TIME	MPH	DIFF	TIME OF DAY
1 -						09:01:10.173
2 -	55.223	27.480	1:22.703	86.14	6.212	09:02:32.876
3 -	52.264	27.788	1:20.052	89.00	3.561	09:03:52.928
4 -	53.929	26.776	1:20.705	88.28	4.214	09:05:13.633
5 -	<b>49.798</b>	26.693	<b>1:16.491 (1)</b>	<b>93.14</b>		<b>09:06:30.124</b>
6 -	52.815	27.152	1:19.967	89.09	3.476	09:07:50.091
7 -	51.068	<b>26.296</b>	1:17.364 (3)	92.09	0.873	09:09:07.455
8 -	51.542	26.995	1:18.537	90.71	2.046	09:10:25.992
9 -	50.116	26.765	1:16.881 (2)	92.67	0.390	09:11:42.873
10 -	50.439	IN PIT	1:21.933 P	86.95	5.442	09:13:04.806

P15 258 U		Ande FRIEND		Kawasaki ZX10R - Flying colours Motorcycle Training		
IDEAL LAP TIME : 1:16.430		BEST LAP TIME : 1:16.610		DIFFERENCE : 0.180		
LAP	SECTOR 1	SECTOR 2	LAP TIME	MPH	DIFF	TIME OF DAY
1 -						09:00:49.082
2 -	54.548	30.875	1:25.423	83.40	8.813	09:02:14.505
3 -	53.455	27.689	1:21.144	87.80	4.534	09:03:35.649
4 -	50.945	26.842	1:17.787	91.59	1.177	09:04:53.436
5 -	52.746	27.020	1:19.766	89.31	3.156	09:06:13.202
6 -	51.192	26.867	1:18.059	91.27	1.449	09:07:31.261
7 -	<b>50.040</b>	26.570	<b>1:16.610 (1)</b>	<b>92.99</b>		<b>09:08:47.871</b>
8 -	50.898	27.412	1:18.310	90.97	1.700	09:10:06.181
9 -	50.778	26.609	1:17.387 (3)	92.06	0.777	09:11:23.568
10 -	50.594	<b>26.390</b>	1:16.984 (2)	92.54	0.374	09:12:40.552
11 -	50.784	IN PIT	1:22.821 P	86.02	6.211	09:14:03.373

P16 17 U		Jordan KILLWORTH		Kawasaki ZX-10R - Skyline		
IDEAL LAP TIME : 1:16.656		BEST LAP TIME : 1:16.656		DIFFERENCE : 0.000		
LAP	SECTOR 1	SECTOR 2	LAP TIME	MPH	DIFF	TIME OF DAY
1 -						09:00:48.085
2 -	59.257	29.224	1:28.481	80.52	11.825	09:02:16.566
3 -	53.700	28.219	1:21.919	86.97	5.263	09:03:38.485
4 -	52.113	27.777	1:19.890	89.18	3.234	09:04:58.375
5 -	50.877	27.143	1:18.020 (3)	91.31	1.364	09:06:16.395
6 -	<b>50.011</b>	<b>26.645</b>	<b>1:16.656 (1)</b>	<b>92.94</b>		<b>09:07:33.051</b>
7 -	50.092	26.982	1:17.074 (2)	92.43	0.418	09:08:50.125
8 -	51.320	26.835	1:18.155	91.16	1.499	09:10:08.280
9 -	51.451	28.752	1:20.203	88.83	3.547	09:11:28.483
10 -	53.846	28.868	1:22.714	86.13	6.058	09:12:51.197
11 -	55.414	28.335	1:23.749	85.07	7.093	09:14:14.946

Weather / Track : Cloudy / Dry

Donington Park National  
Circuit Length = 1.9790 miles  
Start: 09:00 Flag 09:13 End: 09:15

# BMCRRC - MRO Championships 2021 - Rnd 5 @ Donington National

## Thunderbike Extreme & Ultra & Rookie 1000

### QUALIFYING - SECTOR ANALYSIS



SECTOR 1 = FL to I1, SECTOR 2 = I1 to FL, DIFF = Difference To Personal Best Lap, P = Crossed Finish Line in Pit Lane, D = Time Disallowed

P17 508 1000 Daniel McFADDEN			Kawasaki ZX10RR - Danny McFadden Racing			
IDEAL LAP TIME : 1:16.677		BEST LAP TIME : 1:16.677		DIFFERENCE : 0.000		
LAP	SECTOR 1	SECTOR 2	LAP TIME	MPH	DIFF	TIME OF DAY
1 -						09:00:36.448
2 -	56.332	28.023	1:24.355	84.46	7.678	09:02:00.803
3 -	51.653	27.167	1:18.820	90.39	2.143	09:03:19.623
4 -	53.284	26.733	1:20.017	89.03	3.340	09:04:39.640
5 -	51.492	26.514	1:18.006 (3)	91.33	1.329	09:05:57.646
6 -	<b>50.177</b>	<b>26.500</b>	<b>1:16.677 (1)</b>	<b>92.91</b>		<b>09:07:14.323</b>
7 -	51.607	26.867	1:18.474	90.78	1.797	09:08:32.797
8 -	50.954	26.863	1:17.817 (2)	91.55	1.140	09:09:50.614
9 -	53.634	27.752	1:21.386	87.54	4.709	09:11:12.000
10 -	54.201	29.285	1:23.486	85.33	6.809	09:12:35.486
11 -	56.122	32.233	1:28.355	80.63	11.678	09:14:03.841

P18 77 E David MAY			Suzuki GSXR 750 K1 - ELP Racing			
IDEAL LAP TIME : 1:16.844		BEST LAP TIME : 1:17.168		DIFFERENCE : 0.324		
LAP	SECTOR 1	SECTOR 2	LAP TIME	MPH	DIFF	TIME OF DAY
1 -						09:00:45.759
2 -	55.573	28.214	1:23.787	85.03	6.619	09:02:09.546
3 -	52.071	27.309	1:19.380	89.75	2.212	09:03:28.926
4 -	51.414	27.335	1:18.749	90.47	1.581	09:04:47.675
5 -	50.972	26.841	1:17.813	91.56	0.645	09:06:05.488
6 -	50.387	<b>26.781</b>	<b>1:17.168 (1)</b>	<b>92.32</b>		<b>09:07:22.656</b>
7 -	50.285	27.111	1:17.396 (3)	92.05	0.228	09:08:40.052
8 -	50.814	26.998	1:17.812	91.56	0.644	09:09:57.864
9 -	50.791	27.366	1:18.157	91.15	0.989	09:11:16.021
10 -	50.541	28.094	1:18.635	90.60	1.467	09:12:34.656
11 -	<b>50.063</b>	27.219	1:17.282 (2)	92.19	0.114	09:13:51.938
12 -	51.243	26.944	1:18.187	91.12	1.019	09:15:10.125

P19 20 U Connor SWYER			Suzuki GSXR 1000 K6 - WSC Performace & Owkay clothing			
IDEAL LAP TIME : 1:17.182		BEST LAP TIME : 1:17.182		DIFFERENCE : 0.000		
LAP	SECTOR 1	SECTOR 2	LAP TIME	MPH	DIFF	TIME OF DAY
1 -						09:01:24.173
2 -	57.713	31.041	1:28.754	80.27	11.572	09:02:52.927
3 -	53.937	28.227	1:22.164	86.71	4.982	09:04:15.091
4 -	52.925	27.907	1:20.832	88.14	3.650	09:05:35.923
5 -	52.361	27.569	1:19.930 (3)	89.13	2.748	09:06:55.853
6 -	54.522	27.466	1:21.988	86.89	4.806	09:08:17.841
7 -	55.042	27.625	1:22.667	86.18	5.485	09:09:40.508
8 -	50.584	27.345	1:17.929 (2)	91.42	0.747	09:10:58.437
9 -	52.767	29.061	1:21.828	87.06	4.646	09:12:20.265
10 -	52.744	27.213	1:19.957	89.10	2.775	09:13:40.222
11 -	<b>50.274</b>	<b>26.908</b>	<b>1:17.182 (1)</b>	<b>92.30</b>		<b>09:14:57.404</b>

# BMCRC - MRO Championships 2021 - Rnd 5 @ Donington National

## Thunderbike Extreme & Ultra & Rookie 1000

### QUALIFYING - SECTOR ANALYSIS



SECTOR 1 = FL to I1, SECTOR 2 = I1 to FL, DIFF = Difference To Personal Best Lap, P = Crossed Finish Line in Pit Lane, D = Time Disallowed

P20 63 U Matthew WREN			Suzuki GSXR - TBR performance			
IDEAL LAP TIME : 1:17.276		BEST LAP TIME : 1:17.342		DIFFERENCE : 0.066		
LAP	SECTOR 1	SECTOR 2	LAP TIME	MPH	DIFF	TIME OF DAY
1 -						09:00:55.098
2 -	56.977	29.361	1:26.338	82.52	8.996	09:02:21.436
3 -	53.787	27.508	1:21.295	87.63	3.953	09:03:42.731
4 -	52.666	28.210	1:20.876	88.09	3.534	09:05:03.607
5 -	52.402	26.744	1:19.146	90.01	1.804	09:06:22.753
6 -	<b>50.613</b>	26.729	<b>1:17.342 (1)</b>	<b>92.11</b>		<b>09:07:40.095</b>
7 -	51.309	26.876	1:18.185 (3)	91.12	0.843	09:08:58.280
8 -	52.101	26.976	1:19.077	90.09	1.735	09:10:17.357
9 -	52.268	28.230	1:20.498	88.50	3.156	09:11:37.855
10 -	51.368	<b>26.663</b>	1:18.031 (2)	91.30	0.689	09:12:55.886
11 -	51.393	27.520	1:18.913	90.28	1.571	09:14:14.799

P21 32 1000 Louis FINLAYSON-GREEN			Honda CBR1000RR - Revs of Horsham			
IDEAL LAP TIME : 1:17.903		BEST LAP TIME : 1:18.175		DIFFERENCE : 0.272		
LAP	SECTOR 1	SECTOR 2	LAP TIME	MPH	DIFF	TIME OF DAY
1 -						09:01:26.237
2 -	59.819	33.111	1:32.930	76.66	14.755	09:02:59.167
3 -	57.368	27.814	1:25.182	83.64	7.007	09:04:24.349
4 -	54.392	27.931	1:22.323	86.54	4.148	09:05:46.672
5 -	56.211	27.743	1:23.954	84.86	5.779	09:07:10.626
6 -	52.033	<b>26.833</b>	1:18.866 (3)	90.33	0.691	09:08:29.492
7 -	52.317	27.264	1:19.581	89.52	1.406	09:09:49.073
8 -	53.616	28.874	1:22.490	86.36	4.315	09:11:11.563
9 -	53.355	27.985	1:21.340	87.59	3.165	09:12:32.903
10 -	<b>51.070</b>	27.483	1:18.553 (2)	90.69	0.378	09:13:51.456
11 -	51.169	27.006	<b>1:18.175 (1)</b>	<b>91.13</b>		<b>09:15:09.631</b>

P22 41 U David ABRAHAM			Yamaha R1 - Cambridge Motorcycles			
IDEAL LAP TIME : 1:18.287		BEST LAP TIME : 1:18.287		DIFFERENCE : 0.000		
LAP	SECTOR 1	SECTOR 2	LAP TIME	MPH	DIFF	TIME OF DAY
1 -						09:00:39.921
2 -	56.513	27.848	1:24.361	84.45	6.074	09:02:04.282
3 -	53.650	27.343	1:20.993	87.96	2.706	09:03:25.275
4 -	53.410	48.749	1:42.159	69.74	23.872	09:05:07.434
5 -	53.713	27.706	1:21.419	87.50	3.132	09:06:28.853
6 -	54.172	28.773	1:22.945	85.89	4.658	09:07:51.798
7 -	53.548	28.212	1:21.760	87.14	3.473	09:09:13.558
8 -	51.683	27.887	1:19.570 (3)	89.53	1.283	09:10:33.128
9 -	53.926	27.279	1:21.205	87.73	2.918	09:11:54.333
10 -	51.950	27.322	1:19.272 (2)	89.87	0.985	09:13:13.605
11 -	<b>51.329</b>	<b>26.958</b>	<b>1:18.287 (1)</b>	<b>91.00</b>		<b>09:14:31.892</b>

P23 300 1000 Aaren CARPENTER			Kawasaki ZX10R - Above Build Limited			
IDEAL LAP TIME : 1:17.960		BEST LAP TIME : 1:18.310		DIFFERENCE : 0.350		
LAP	SECTOR 1	SECTOR 2	LAP TIME	MPH	DIFF	TIME OF DAY
1 -						09:00:36.288
2 -	58.866	28.443	1:27.309	81.60	8.999	09:02:03.597
3 -	54.013	27.367	1:21.380	87.54	3.070	09:03:24.977
4 -	54.649	27.910	1:22.559	86.29	4.249	09:04:47.536
5 -	52.891	27.746	1:20.637	88.35	2.327	09:06:08.173
6 -	52.963	27.615	1:20.578	88.41	2.268	09:07:28.751
7 -	53.009	27.940	1:20.949	88.01	2.639	09:08:49.700
8 -	51.442	<b>26.868</b>	<b>1:18.310 (1)</b>	<b>90.97</b>		<b>09:10:08.010</b>
9 -	<b>51.092</b>	28.308	1:19.400 (3)	89.73	1.090	09:11:27.410
10 -	51.444	27.333	1:18.777 (2)	90.44	0.467	09:12:46.187
11 -	53.406	29.070	1:22.476	86.38	4.166	09:14:08.663

Weather / Track : Cloudy / Dry

Donington Park National  
Circuit Length = 1.9790 miles  
Start: 09:00 Flag 09:13 End: 09:15

# BMCRRC - MRO Championships 2021 - Rnd 5 @ Donington National

## Thunderbike Extreme & Ultra & Rookie 1000

### QUALIFYING - SECTOR ANALYSIS



SECTOR 1 = FL to I1, SECTOR 2 = I1 to FL, DIFF = Difference To Personal Best Lap, P = Crossed Finish Line in Pit Lane, D = Time Disallowed

P24 165 U Richard BUTT			Suzuki GSXR1000 - Michelle Harvey			
IDEAL LAP TIME : 1:18.478		BEST LAP TIME : 1:18.581		DIFFERENCE : 0.103		
LAP	SECTOR 1	SECTOR 2	LAP TIME	MPH	DIFF	TIME OF DAY
1 -						09:00:40.051
2 -	1:01.253	29.614	1:30.867	78.40	12.286	09:02:10.918
3 -	53.417	27.393	1:20.810	88.16	2.229	09:03:31.728
4 -	52.911	28.167	1:21.078	87.87	2.497	09:04:52.806
5 -	52.362	27.248	1:19.610	89.49	1.029	09:06:12.416
6 -	51.765	27.700	1:19.465	89.65	0.884	09:07:31.881
7 -	52.687	27.091	1:19.778	89.30	1.197	09:08:51.659
8 -	51.648	<b>26.933</b>	<b>1:18.581 (1)</b>	<b>90.66</b>		<b>09:10:10.240</b>
9 -	<b>51.545</b>	27.195	1:18.740 (2)	90.48	0.159	09:11:28.980
10 -	53.723	27.533	1:21.256	87.68	2.675	09:12:50.236
11 -	51.665	27.101	1:18.766 (3)	90.45	0.185	09:14:09.002

P25 93 1000 Connor IRWIN			Kawasaki ZX10R - RAW K9 nutrition / roof works			
IDEAL LAP TIME : 1:18.437		BEST LAP TIME : 1:18.585		DIFFERENCE : 0.148		
LAP	SECTOR 1	SECTOR 2	LAP TIME	MPH	DIFF	TIME OF DAY
1 -						09:01:08.806
2 -	55.178	27.623	1:22.801	86.04	4.216	09:02:31.607
3 -	52.991	28.408	1:21.399	87.52	2.814	09:03:53.006
4 -	53.774	26.766	1:20.540	88.46	1.955	09:05:13.546
5 -	52.252	<b>26.333</b>	<b>1:18.585 (1)</b>	<b>90.66</b>		<b>09:06:32.131</b>
6 -	53.156	27.153	1:20.309	88.71	1.724	09:07:52.440
7 -	53.685	27.795	1:21.480	87.44	2.895	09:09:13.920
8 -	<b>52.104</b>	27.257	1:19.361 (3)	89.77	0.776	09:10:33.281
9 -	54.266	27.285	1:21.551	87.36	2.966	09:11:54.832
10 -	52.129	27.116	1:19.245 (2)	89.90	0.660	09:13:14.077
11 -	52.534	IN PIT	1:26.482 P	82.38	7.897	09:14:40.559

P26 222 1000 Phil ROOKE			KAWASAKI ZX10R - CLEARWAY TRAFFIC SOLUTIONS			
IDEAL LAP TIME : 1:18.655		BEST LAP TIME : 1:18.655		DIFFERENCE : 0.000		
LAP	SECTOR 1	SECTOR 2	LAP TIME	MPH	DIFF	TIME OF DAY
1 -						09:00:56.560
2 -	1:02.670	29.627	1:32.297	77.19	13.642	09:02:28.857
3 -	54.588	31.057	1:25.645	83.18	6.990	09:03:54.502
4 -	58.526	31.453	1:29.979	79.18	11.324	09:05:24.481
5 -	55.325	28.101	1:23.426	85.40	4.771	09:06:47.907
6 -	52.835	27.245	1:20.080 (2)	88.96	1.425	09:08:07.987
7 -	52.945	28.238	1:21.183 (3)	87.76	2.528	09:09:29.170
8 -	56.010	28.394	1:24.404	84.41	5.749	09:10:53.574
9 -	53.165	28.026	1:21.191	87.75	2.536	09:12:14.765
10 -	<b>51.792</b>	<b>26.863</b>	<b>1:18.655 (1)</b>	<b>90.58</b>		<b>09:13:33.420</b>
11 -	55.363	33.529	1:28.892	80.14	10.237	09:15:02.312

P27 117 E Raymond STAGG			Suzuki K2 750 -			
IDEAL LAP TIME : 1:18.567		BEST LAP TIME : 1:18.794		DIFFERENCE : 0.227		
LAP	SECTOR 1	SECTOR 2	LAP TIME	MPH	DIFF	TIME OF DAY
1 -						09:00:40.708
2 -	57.283	29.744	1:27.027	81.86	8.233	09:02:07.735
3 -	52.895	28.386	1:21.281	87.65	2.487	09:03:29.016
4 -	52.094	28.312	1:20.406	88.60	1.612	09:04:49.422
5 -	51.649	28.143	1:19.792	89.29	0.998	09:06:09.214
6 -	51.213	28.089	1:19.302 (3)	89.84	0.508	09:07:28.516
7 -	51.419	<b>27.519</b>	1:18.938 (2)	90.25	0.144	09:08:47.454
8 -	<b>51.048</b>	27.746	<b>1:18.794 (1)</b>	<b>90.42</b>		<b>09:10:06.248</b>
9 -	52.238	28.538	1:20.776	88.20	1.982	09:11:27.024
10 -	53.025	28.514	1:21.539	87.37	2.745	09:12:48.563
11 -	51.445	28.349	1:19.794	89.28	1.000	09:14:08.357

Weather / Track : Cloudy / Dry

Donington Park National  
Circuit Length = 1.9790 miles  
Start: 09:00 Flag 09:13 End: 09:15



# BMCR - MRO Championships 2021 - Rnd 5 @ Donington National

## Thunderbike Extreme & Ultra & Rookie 1000

### QUALIFYING - SECTOR ANALYSIS



SECTOR 1 = FL to I1, SECTOR 2 = I1 to FL, DIFF = Difference To Personal Best Lap, P = Crossed Finish Line in Pit Lane, D = Time Disallowed

<b>P28 99 E Michael SIMMONS</b>		Yamaha R6 - Westcountry Windings				
IDEAL LAP TIME : 1:18.965		BEST LAP TIME : 1:19.023		DIFFERENCE : 0.058		
LAP	SECTOR 1	SECTOR 2	LAP TIME	MPH	DIFF	TIME OF DAY
1 -						09:00:40.508
2 -	59.359	28.332	1:27.691	81.24	8.668	09:02:08.199
3 -	53.149	28.538	1:21.687	87.21	2.664	09:03:29.886
4 -	53.253	28.110	1:21.363	87.56	2.340	09:04:51.249
5 -	52.092	27.729	1:19.821	89.25	0.798	09:06:11.070
6 -	52.236	27.768	1:20.004	89.05	0.981	09:07:31.074
7 -	51.846	27.580	1:19.426 (3)	89.70	0.403	09:08:50.500
8 -	51.548	27.475	<b>1:19.023 (1)</b>	<b>90.15</b>		<b>09:10:09.523</b>
9 -	<b>51.515</b>	27.631	1:19.146 (2)	90.01	0.123	09:11:28.669
10 -	53.427	27.893	1:21.320	87.61	2.297	09:12:49.989
11 -	53.971	<b>27.450</b>	1:21.421	87.50	2.398	09:14:11.410

<b>P29 107 1000 Dave WILLIAMSON</b>		Kawasaki ZX10R - DWM Racing				
IDEAL LAP TIME : 1:19.329		BEST LAP TIME : 1:19.329		DIFFERENCE : 0.000		
LAP	SECTOR 1	SECTOR 2	LAP TIME	MPH	DIFF	TIME OF DAY
1 -						09:00:36.693
2 -	59.935	29.776	1:29.711	79.41	10.382	09:02:06.404
3 -	54.622	28.675	1:23.297	85.53	3.968	09:03:29.701
4 -	54.576	28.835	1:23.411	85.41	4.082	09:04:53.112
5 -	53.253	28.800	1:22.053	86.82	2.724	09:06:15.165
6 -	53.050	27.782	1:20.832 (3)	88.14	1.503	09:07:35.997
7 -	53.635	27.897	1:21.532	87.38	2.203	09:08:57.529
8 -	52.496	28.178	1:20.674 (2)	88.31	1.345	09:10:18.203
9 -	52.614	28.255	1:20.869	88.10	1.540	09:11:39.072
10 -	55.222	28.755	1:23.977	84.84	4.648	09:13:03.049
11 -	<b>51.740</b>	<b>27.589</b>	<b>1:19.329 (1)</b>	<b>89.81</b>		<b>09:14:22.378</b>

<b>P30 7 U Seb JENKINS</b>		Suzuki GSX-R 1000 - Mupo Race Suspension - Enpro - DDA gr				
IDEAL LAP TIME : 1:19.304		BEST LAP TIME : 1:19.624		DIFFERENCE : 0.320		
LAP	SECTOR 1	SECTOR 2	LAP TIME	MPH	DIFF	TIME OF DAY
1 -						09:01:01.208
2 -	57.412	29.562	1:26.974	81.91	7.350	09:02:28.182
3 -	54.751	29.718	1:24.469	84.34	4.845	09:03:52.651
4 -	1:02.132	29.141	1:31.273	78.05	11.649	09:05:23.924
5 -	53.953	28.652	1:22.605	86.24	2.981	09:06:46.529
6 -	52.121	28.402	1:20.523	88.47	0.899	09:08:07.052
7 -	52.302	27.795	1:20.097 (3)	88.95	0.473	09:09:27.149
8 -	52.412	27.680	1:20.092 (2)	88.95	0.468	09:10:47.241
9 -	<b>51.992</b>	27.632	<b>1:19.624 (1)</b>	<b>89.47</b>		<b>09:12:06.865</b>
10 -	52.644	27.666	1:20.310	88.71	0.686	09:13:27.175
11 -	52.799	<b>27.312</b>	1:20.111	88.93	0.487	09:14:47.286

<b>P31 23 U Justin ROSE</b>		Yamaha R1 -				
IDEAL LAP TIME : 1:19.729		BEST LAP TIME : 1:19.729		DIFFERENCE : 0.000		
LAP	SECTOR 1	SECTOR 2	LAP TIME	MPH	DIFF	TIME OF DAY
1 -						09:00:53.851
2 -	1:01.382	30.117	1:31.499	77.86	11.770	09:02:25.350
3 -	56.690	29.380	1:26.070	82.77	6.341	09:03:51.420
4 -	56.808	28.366	1:25.174	83.64	5.445	09:05:16.594
5 -	56.522	29.174	1:25.696	83.13	5.967	09:06:42.290
6 -	55.513	28.753	1:24.266	84.54	4.537	09:08:06.556
7 -	54.179	28.046	1:22.225	86.64	2.496	09:09:28.781
8 -	53.173	27.761	1:20.934 (2)	88.03	1.205	09:10:49.715
9 -	53.184	27.825	1:21.009 (3)	87.94	1.280	09:12:10.724
10 -	<b>52.159</b>	<b>27.570</b>	<b>1:19.729 (1)</b>	<b>89.36</b>		<b>09:13:30.453</b>
11 -	54.365	28.234	1:22.599	86.25	2.870	09:14:53.052

Weather / Track : Cloudy / Dry

Donington Park National  
Circuit Length = 1.9790 miles  
Start: 09:00 Flag 09:13 End: 09:15

# BMCRC - MRO Championships 2021 - Rnd 5 @ Donington National

## Thunderbike Extreme & Ultra & Rookie 1000

### QUALIFYING - SECTOR ANALYSIS



SECTOR 1 = FL to I1, SECTOR 2 = I1 to FL, DIFF = Difference To Personal Best Lap, P = Crossed Finish Line in Pit Lane, D = Time Disallowed

P32 14 E Nick KILLWORTH			Aprillia RSV MILLE - Bk Evans racing			
IDEAL LAP TIME : 1:19.932		BEST LAP TIME : 1:20.620	DIFFERENCE : 0.688			
LAP	SECTOR 1	SECTOR 2	LAP TIME	MPH	DIFF	TIME OF DAY
1 -						09:00:51.923
2 -	1:05.971	31.286	1:37.257	73.25	16.637	09:02:29.180
3 -	56.162	30.363	1:26.525	82.34	5.905	09:03:55.705
4 -	58.179	29.722	1:27.901	81.05	7.281	09:05:23.606
5 -	54.257	30.256	1:24.513	84.30	3.893	09:06:48.119
6 -	55.154	28.094	1:23.248	85.58	2.628	09:08:11.367
7 -	53.021	27.928	1:20.949 (3)	88.01	0.329	09:09:32.316
8 -	54.221	28.626	1:22.847	85.99	2.227	09:10:55.163
9 -	<b>52.318</b>	<b>28.302</b>	<b>1:20.620 (1)</b>	<b>88.37</b>		<b>09:12:15.783</b>
10 -	53.270	<b>27.614</b>	1:20.884 (2)	88.08	0.264	09:13:36.667
11 -	52.534	29.202	1:21.736	87.16	1.116	09:14:58.403

P33 22 E Matthew MAY			Honda CBR600F3 - Late Breakers			
IDEAL LAP TIME : 1:20.512		BEST LAP TIME : 1:20.692	DIFFERENCE : 0.180			
LAP	SECTOR 1	SECTOR 2	LAP TIME	MPH	DIFF	TIME OF DAY
1 -						09:00:57.542
2 -	58.352	29.966	1:28.318	80.67	7.626	09:02:25.860
3 -	55.454	29.308	1:24.762	84.05	4.070	09:03:50.622
4 -	53.099	28.387	1:21.486	87.43	0.794	09:05:12.108
5 -	53.033	28.170	1:21.203 (3)	87.73	0.511	09:06:33.311
6 -	52.571	29.455	1:22.026	86.85	1.334	09:07:55.337
7 -	53.678	28.384	1:22.062	86.82	1.370	09:09:17.399
8 -	52.865	28.619	1:21.484	87.43	0.792	09:10:38.883
9 -	54.997	29.055	1:24.052	84.76	3.360	09:12:02.935
10 -	52.594	<b>28.098</b>	<b>1:20.692 (1)</b>	<b>88.29</b>		<b>09:13:23.627</b>
11 -	<b>52.414</b>	28.312	1:20.726 (2)	88.25	0.034	09:14:44.353

P34 61 1000 Andrew LEWIS			Yamaha R1 -			
IDEAL LAP TIME : 1:20.490		BEST LAP TIME : 1:20.734	DIFFERENCE : 0.244			
LAP	SECTOR 1	SECTOR 2	LAP TIME	MPH	DIFF	TIME OF DAY
1 -						09:00:49.235
2 -	59.263	28.722	1:27.985	80.97	7.251	09:02:17.220
3 -	55.658	28.910	1:24.568	84.24	3.834	09:03:41.788
4 -	53.459	29.458	1:22.917	85.92	2.183	09:05:04.705
5 -	54.706	28.094	1:22.800	86.04	2.066	09:06:27.505
6 -	54.315	28.585	1:22.900	85.94	2.166	09:07:50.405
7 -	<b>52.871</b>	27.863	<b>1:20.734 (1)</b>	<b>88.24</b>		<b>09:09:11.139</b>
8 -	53.817	27.873	1:21.690 (2)	87.21	0.956	09:10:32.829
9 -	55.372	27.892	1:23.264	85.56	2.530	09:11:56.093
10 -	54.263	27.862	1:22.125 (3)	86.75	1.391	09:13:18.218
11 -	54.833	<b>27.619</b>	1:22.452	86.40	1.718	09:14:40.670

P35 51 E Michael HOGARTH			Honda SP1 RC-51 - WHR Racing			
IDEAL LAP TIME : 1:20.378		BEST LAP TIME : 1:20.753	DIFFERENCE : 0.375			
LAP	SECTOR 1	SECTOR 2	LAP TIME	MPH	DIFF	TIME OF DAY
1 -						09:00:32.938
2 -	55.611	28.911	1:24.522	84.29	3.769	09:01:57.460
3 -	53.218	28.154	1:21.372	87.55	0.619	09:03:18.832
4 -	53.772	28.160	1:21.932	86.95	1.179	09:04:40.764
5 -	53.132	28.029	1:21.161	87.78	0.408	09:06:01.925
6 -	52.478	28.275	<b>1:20.753 (1)</b>	<b>88.22</b>		<b>09:07:22.678</b>
7 -	52.932	28.018	1:20.950 (3)	88.01	0.197	09:08:43.628
8 -	<b>52.450</b>	28.584	1:21.034	87.92	0.281	09:10:04.662
9 -	53.477	28.085	1:21.562	87.35	0.809	09:11:26.224
10 -	52.684	28.785	1:21.469	87.45	0.716	09:12:47.693
11 -	52.863	<b>27.928</b>	1:20.791 (2)	88.18	0.038	09:14:08.484

Weather / Track : Cloudy / Dry

Donington Park National  
Circuit Length = 1.9790 miles  
Start: 09:00 Flag 09:13 End: 09:15

# BMCRC - MRO Championships 2021 - Rnd 5 @ Donington National

## Thunderbike Extreme & Ultra & Rookie 1000

### QUALIFYING - SECTOR ANALYSIS



SECTOR 1 = FL to I1, SECTOR 2 = I1 to FL, DIFF = Difference To Personal Best Lap, P = Crossed Finish Line in Pit Lane, D = Time Disallowed

P36 28 E David SPENCER			Suzuki GSXR 600 -			
IDEAL LAP TIME : 1:20.898		BEST LAP TIME : 1:21.007	DIFFERENCE : 0.109			
LAP	SECTOR 1	SECTOR 2	LAP TIME	MPH	DIFF	TIME OF DAY
1 -						09:00:56.232
2 -	59.225	29.348	1:28.573	80.43	7.566	09:02:24.805
3 -	53.872	28.375	1:22.247	86.62	1.240	09:03:47.052
4 -	53.207	<b>28.086</b>	1:21.293 (3)	87.64	0.286	09:05:08.345
5 -	53.869	28.399	1:22.268	86.60	1.261	09:06:30.613
6 -	55.016	29.052	1:24.068	84.74	3.061	09:07:54.681
7 -	54.115	28.643	1:22.758	86.09	1.751	09:09:17.439
8 -	53.220	28.194	1:21.414	87.51	0.407	09:10:38.853
9 -	52.861	28.146	<b>1:21.007 (1)</b>	<b>87.95</b>		<b>09:11:59.860</b>
10 -	<b>52.812</b>	28.247	1:21.059 (2)	87.89	0.052	09:13:20.919
11 -	53.508	28.289	1:21.797	87.10	0.790	09:14:42.716

P37 55 E Nick HODGINS			Suzuki GSXR 750 - Dad, Claire, Super Sam, ASR, Caz			
IDEAL LAP TIME : 1:20.991		BEST LAP TIME : 1:21.062	DIFFERENCE : 0.071			
LAP	SECTOR 1	SECTOR 2	LAP TIME	MPH	DIFF	TIME OF DAY
1 -						09:00:51.945
2 -	1:05.363	29.823	1:35.186	74.84	14.124	09:02:27.131
3 -	55.695	29.739	1:25.434	83.39	4.372	09:03:52.565
4 -	56.353	28.359	1:24.712	84.10	3.650	09:05:17.277
5 -	56.303	29.189	1:25.492	83.33	4.430	09:06:42.769
6 -	54.731	28.821	1:23.552	85.27	2.490	09:08:06.321
7 -	54.011	28.228	1:22.239	86.63	1.177	09:09:28.560
8 -	53.078	<b>27.984</b>	<b>1:21.062 (1)</b>	<b>87.89</b>		<b>09:10:49.622</b>
9 -	53.024	28.046	1:21.070 (2)	87.88	0.008	09:12:10.692
10 -	53.394	28.242	1:21.636	87.27	0.574	09:13:32.328
11 -	<b>53.007</b>	28.323	1:21.330 (3)	87.60	0.268	09:14:53.658

P38 999 U Jack DWYER			Honda CBR1000RR -			
IDEAL LAP TIME : 1:21.348		BEST LAP TIME : 1:21.504	DIFFERENCE : 0.156			
LAP	SECTOR 1	SECTOR 2	LAP TIME	MPH	DIFF	TIME OF DAY
1 -						09:00:50.527
2 -	59.170	28.511	1:27.681	81.25	6.177	09:02:18.208
3 -	55.280	28.634	1:23.914	84.90	2.410	09:03:42.122
4 -	54.374	28.682	1:23.056	85.78	1.552	09:05:05.178
5 -	54.660	28.545	1:23.205	85.62	1.701	09:06:28.383
6 -	54.134	28.785	1:22.919	85.92	1.415	09:07:51.302
7 -	53.688	28.579	1:22.267	86.60	0.763	09:09:13.569
8 -	53.992	<b>28.069</b>	1:22.061 (3)	86.82	0.557	09:10:35.630
9 -	54.257	28.676	1:22.933	85.90	1.429	09:11:58.563
10 -	<b>53.279</b>	28.225	<b>1:21.504 (1)</b>	<b>87.41</b>		<b>09:13:20.067</b>
11 -	53.666	28.270	1:21.936 (2)	86.95	0.432	09:14:42.003

P39 66 1000 Jonny HILL			Honda CBR1000 RR - Michael J Lonsdale Group			
IDEAL LAP TIME : 1:20.896		BEST LAP TIME : 1:21.562	DIFFERENCE : 0.666			
LAP	SECTOR 1	SECTOR 2	LAP TIME	MPH	DIFF	TIME OF DAY
1 -						09:00:52.053
2 -	59.898	29.136	1:29.034	80.02	7.472	09:02:21.087
3 -	54.850	27.962	1:22.812	86.03	1.250	09:03:43.899
4 -	54.345	<b>27.654</b>	1:21.999 (3)	86.88	0.437	09:05:05.898
5 -	54.838	28.479	1:23.317	85.51	1.755	09:06:29.215
6 -	55.338	27.817	1:23.155	85.67	1.593	09:07:52.370
7 -	54.796	27.965	1:22.761	86.08	1.199	09:09:15.131
8 -	53.305	28.285	1:21.590 (2)	87.32	0.028	09:10:36.721
9 -	54.011	28.335	1:22.346	86.52	0.784	09:11:59.067
10 -	<b>53.242</b>	28.320	<b>1:21.562 (1)</b>	<b>87.35</b>		<b>09:13:20.629</b>
11 -	54.700	28.392	1:23.092	85.74	1.530	09:14:43.721

Weather / Track : Cloudy / Dry

Donington Park National  
Circuit Length = 1.9790 miles  
Start: 09:00 Flag 09:13 End: 09:15

# BMCRC - MRO Championships 2021 - Rnd 5 @ Donington National

## Thunderbike Extreme & Ultra & Rookie 1000

### QUALIFYING - SECTOR ANALYSIS



SECTOR 1 = FL to I1, SECTOR 2 = I1 to FL, DIFF = Difference To Personal Best Lap, P = Crossed Finish Line in Pit Lane, D = Time Disallowed

P40 119 E		Simon HEALEY		Yamaha R1 - Popular Tyres Ltd / Pro Parts Ltd			
IDEAL LAP TIME : 1:21.216		BEST LAP TIME : 1:21.565		DIFFERENCE : 0.349			
LAP	SECTOR 1	SECTOR 2	LAP TIME	MPH	DIFF	TIME OF DAY	
1 -						09:00:47.239	
2 -	59.681	30.128	1:29.809	79.33	8.244	09:02:17.048	
3 -	55.120	28.915	1:24.035	84.78	2.470	09:03:41.083	
4 -	53.681	29.724	1:23.405	85.42	1.840	09:05:04.488	
5 -	54.008	28.599	1:22.607	86.24	1.042	09:06:27.095	
6 -	53.698	<b>27.867</b>	<b>1:21.565 (1)</b>	<b>87.34</b>		<b>09:07:48.660</b>	
7 -	53.664	28.200	1:21.864 (3)	87.03	0.299	09:09:10.524	
8 -	53.577	28.803	1:22.380	86.48	0.815	09:10:32.904	
9 -	55.831	28.646	1:24.477	84.33	2.912	09:11:57.381	
10 -	<b>53.349</b>	28.332	1:21.681 (2)	87.22	0.116	09:13:19.062	
11 -	54.241	28.373	1:22.614	86.24	1.049	09:14:41.676	

P41 24 E		Mark REYNOLDS		Aprilia MILLE -			
IDEAL LAP TIME : 1:22.032		BEST LAP TIME : 1:22.035		DIFFERENCE : 0.003			
LAP	SECTOR 1	SECTOR 2	LAP TIME	MPH	DIFF	TIME OF DAY	
1 -						09:00:38.762	
2 -	1:01.989	30.677	1:32.666	76.88	10.631	09:02:11.428	
3 -	56.158	29.246	1:25.404	83.42	3.369	09:03:36.832	
4 -	54.385	30.911	1:25.296	83.52	3.261	09:05:02.128	
5 -	55.719	29.441	1:25.160	83.66	3.125	09:06:27.288	
6 -	54.779	29.809	1:24.588	84.22	2.553	09:07:51.876	
7 -	53.954	28.666	1:22.620 (3)	86.23	0.585	09:09:14.496	
8 -	53.415	<b>28.620</b>	<b>1:22.035 (1)</b>	<b>86.84</b>		<b>09:10:36.531</b>	
9 -	<b>53.412</b>	28.944	1:22.356 (2)	86.51	0.321	09:11:58.887	
10 -	54.061	28.638	1:22.699	86.15	0.664	09:13:21.586	
11 -	54.479	28.682	1:23.161	85.67	1.126	09:14:44.747	

P42 201 U		Scott WEST		Suzuki GSXR1000 -			
IDEAL LAP TIME : 1:22.039		BEST LAP TIME : 1:22.039		DIFFERENCE : 0.000			
LAP	SECTOR 1	SECTOR 2	LAP TIME	MPH	DIFF	TIME OF DAY	
1 -						09:00:49.773	
2 -	1:01.176	29.525	1:30.701	78.55	8.662	09:02:20.474	
3 -	54.637	28.037	1:22.674	86.17	0.635	09:03:43.148	
4 -	54.191	28.294	1:22.485	86.37	0.446	09:05:05.633	
5 -	54.629	28.778	1:23.407	85.42	1.368	09:06:29.040	
6 -	54.881	28.231	1:23.112	85.72	1.073	09:07:52.152	
7 -	54.618	28.099	1:22.717	86.13	0.678	09:09:14.869	
8 -	54.130	28.052	1:22.182 (2)	86.69	0.143	09:10:37.051	
9 -	54.131	28.222	1:22.353 (3)	86.51	0.314	09:11:59.404	
10 -	<b>54.027</b>	<b>28.012</b>	<b>1:22.039 (1)</b>	<b>86.84</b>		<b>09:13:21.443</b>	
11 -	54.179	28.681	1:22.860	85.98	0.821	09:14:44.303	

P43 147 1000		Mark SKEVINGTON		Suzuki GSXR 1000 - Teknimek Engineering Ltd			
IDEAL LAP TIME : 1:21.987		BEST LAP TIME : 1:22.148		DIFFERENCE : 0.161			
LAP	SECTOR 1	SECTOR 2	LAP TIME	MPH	DIFF	TIME OF DAY	
1 -						09:01:28.579	
2 -	1:01.646	30.181	1:31.827	77.58	9.679	09:03:00.406	
3 -	58.486	29.074	1:27.560	81.36	5.412	09:04:27.966	
4 -	56.789	<b>28.168</b>	1:24.957	83.86	2.809	09:05:52.923	
5 -	54.973	52.422	1:47.395	66.34	25.247	09:07:40.318	
6 -	56.488	29.336	1:25.824	83.01	3.676	09:09:06.142	
7 -	57.316	28.986	1:26.302	82.55	4.154	09:10:32.444	
8 -	55.069	28.293	1:23.362 (2)	85.46	1.214	09:11:55.806	
9 -	<b>53.819</b>	28.329	<b>1:22.148 (1)</b>	<b>86.72</b>		<b>09:13:17.954</b>	
10 -	55.413	29.009	1:24.422 (3)	84.39	2.274	09:14:42.376	

Weather / Track : Cloudy / Dry

Donington Park National  
Circuit Length = 1.9790 miles  
Start: 09:00 Flag 09:13 End: 09:15

# BMCR - MRO Championships 2021 - Rnd 5 @ Donington National

## Thunderbike Extreme & Ultra & Rookie 1000

### QUALIFYING - SECTOR ANALYSIS



SECTOR 1 = FL to I1, SECTOR 2 = I1 to FL, DIFF = Difference To Personal Best Lap, P = Crossed Finish Line in Pit Lane, D = Time Disallowed

P44 180 1000 Mark OVEL			Yamaha R1 - I NEED A SPONSOR			
IDEAL LAP TIME : 1:22.228		BEST LAP TIME : 1:22.922		DIFFERENCE : 0.694		
LAP	SECTOR 1	SECTOR 2	LAP TIME	MPH	DIFF	TIME OF DAY
1 -						09:00:49.188
2 -	1:03.157	30.689	1:33.846	75.91	10.924	09:02:23.034
3 -	58.352	29.432	1:27.784	81.16	4.862	09:03:50.818
4 -	56.352	28.425	1:24.777	84.03	1.855	09:05:15.595
5 -	56.265	28.405	1:24.670	84.14	1.748	09:06:40.265
6 -	57.279	29.471	1:26.750	82.12	3.828	09:08:07.015
7 -	55.529	<b>27.984</b>	1:23.513 (2)	85.31	0.591	09:09:30.528
8 -	55.510	28.531	1:24.041	84.77	1.119	09:10:54.569
9 -	55.366	29.443	1:24.809	84.00	1.887	09:12:19.378
10 -	55.316	28.676	1:23.992 (3)	84.82	1.070	09:13:43.370
11 -	<b>54.244</b>	28.678	<b>1:22.922 (1)</b>	<b>85.91</b>		<b>09:15:06.292</b>

P45 6 E Andrew FIRTH			Yamaha YZF-R1 - LTRmotorcycles.co.uk / Palmer Race Skool /			
IDEAL LAP TIME : 1:22.833		BEST LAP TIME : 1:22.955		DIFFERENCE : 0.122		
LAP	SECTOR 1	SECTOR 2	LAP TIME	MPH	DIFF	TIME OF DAY
1 -						09:01:02.744
2 -	59.902	29.193	1:29.095	79.96	6.140	09:02:31.839
3 -	55.619	29.367	1:24.986	83.83	2.031	09:03:56.825
4 -	57.551	29.685	1:27.236	81.67	4.281	09:05:24.061
5 -	55.460	29.365	1:24.825	83.99	1.870	09:06:48.886
6 -	57.422	30.548	1:27.970	80.98	5.015	09:08:16.856
7 -	55.609	28.997	1:24.606	84.20	1.651	09:09:41.462
8 -	<b>54.229</b>	28.726	<b>1:22.955 (1)</b>	<b>85.88</b>		<b>09:11:04.417</b>
9 -	54.683	28.765	1:23.448 (2)	85.37	0.493	09:12:27.865
10 -	55.010	<b>28.604</b>	1:23.614	85.20	0.659	09:13:51.479
11 -	54.534	29.014	1:23.548 (3)	85.27	0.593	09:15:15.027

P46 35 E Stephen HARVEY			Yamaha YZF R1 -			
IDEAL LAP TIME : 1:22.415		BEST LAP TIME : 1:23.049		DIFFERENCE : 0.634		
LAP	SECTOR 1	SECTOR 2	LAP TIME	MPH	DIFF	TIME OF DAY
1 -						09:00:52.944
2 -	1:02.959	30.435	1:33.394	76.28	10.345	09:02:26.338
3 -	56.077	29.816	1:25.893	82.94	2.844	09:03:52.231
4 -	57.772	29.090	1:26.862	82.02	3.813	09:05:19.093
5 -	54.651	29.521	1:24.172 (3)	84.64	1.123	09:06:43.265
6 -	54.858	30.000	1:24.858	83.95	1.809	09:08:08.123
7 -	55.255	<b>28.628</b>	1:23.883 (2)	84.93	0.834	09:09:32.006
8 -	54.237	29.985	1:24.222	84.59	1.173	09:10:56.228
9 -	54.143	28.906	<b>1:23.049 (1)</b>	<b>85.78</b>		<b>09:12:19.277</b>
10 -	<b>53.787</b>	IN PIT	1:32.082 P	77.37	9.033	09:13:51.359

P47 45 1000 Glenn SMITH			Kawasaki ZX10R -			
IDEAL LAP TIME : 1:22.531		BEST LAP TIME : 1:23.108		DIFFERENCE : 0.577		
LAP	SECTOR 1	SECTOR 2	LAP TIME	MPH	DIFF	TIME OF DAY
1 -						09:00:44.817
2 -	58.942	30.328	1:29.270	79.81	6.162	09:02:14.087
3 -	56.382	28.646	1:25.028	83.79	1.920	09:03:39.115
4 -	<b>54.576</b>	29.566	1:24.142	84.67	1.034	09:05:03.257
5 -	55.153	<b>27.955</b>	<b>1:23.108 (1)</b>	<b>85.72</b>		<b>09:06:26.365</b>
6 -	55.184	28.630	1:23.814 (3)	85.00	0.706	09:07:50.179
7 -	55.387	29.189	1:24.576	84.23	1.468	09:09:14.755
8 -	55.357	28.418	1:23.775 (2)	85.04	0.667	09:10:38.530
9 -	54.995	29.090	1:24.085	84.73	0.977	09:12:02.615

Weather / Track : Cloudy / Dry

Donington Park National  
Circuit Length = 1.9790 miles  
Start: 09:00 Flag 09:13 End: 09:15

# BMCR - MRO Championships 2021 - Rnd 5 @ Donington National

## Thunderbike Extreme & Ultra & Rookie 1000

### QUALIFYING - SECTOR ANALYSIS



SECTOR 1 = FL to I1, SECTOR 2 = I1 to FL, DIFF = Difference To Personal Best Lap, P = Crossed Finish Line in Pit Lane, D = Time Disallowed

P48 103 E Craig GOFFORD			Yamaha R1 4XV - Meala Racing Development			
IDEAL LAP TIME : 1:23.428		BEST LAP TIME : 1:23.428	DIFFERENCE : 0.000			
LAP	SECTOR 1	SECTOR 2	LAP TIME	MPH	DIFF	TIME OF DAY
1 -						09:01:21.558
2 -	59.656	31.243	1:30.899	78.37	7.471	09:02:52.457
3 -	57.220	30.026	1:27.246	81.66	3.818	09:04:19.703
4 -	56.361	29.957	1:26.318	82.53	2.890	09:05:46.021
5 -	56.200	30.381	1:26.581	82.28	3.153	09:07:12.602
6 -	56.016	28.986	1:25.002 (2)	83.81	1.574	09:08:37.604
7 -	55.257	30.101	1:25.358	83.46	1.930	09:10:02.962
8 -	<b>54.739</b>	<b>28.689</b>	<b>1:23.428 (1)</b>	<b>85.39</b>		<b>09:11:26.390</b>
9 -	55.229	29.831	1:25.060 (3)	83.76	1.632	09:12:51.450
10 -	55.681	30.039	1:25.720	83.11	2.292	09:14:17.170

P49 888 1000 Paul FAGG			Honda CBR 1000RR -			
IDEAL LAP TIME : 1:22.880		BEST LAP TIME : 1:23.984	DIFFERENCE : 1.104			
LAP	SECTOR 1	SECTOR 2	LAP TIME	MPH	DIFF	TIME OF DAY
1 -						09:00:55.221
2 -	1:03.252	29.749	1:33.001	76.60	9.017	09:02:28.222
3 -	56.398	30.562	1:26.960	81.93	2.976	09:03:55.182
4 -	58.293	31.919	1:30.212	78.97	6.228	09:05:25.394
5 -	55.419	<b>28.565</b>	<b>1:23.984 (1)</b>	<b>84.83</b>		<b>09:06:49.378</b>
6 -	57.645	30.577	1:28.222	80.75	4.238	09:08:17.600
7 -	58.890	29.128	1:28.018	80.94	4.034	09:09:45.618
8 -	<b>54.315</b>	29.684	1:23.999 (2)	84.81	0.015	09:11:09.617
9 -	56.282	28.911	1:25.193 (3)	83.62	1.209	09:12:34.810
10 -	56.447	IN PIT	2:05.042 P	56.97	41.058	09:14:39.852

P50 46 E Adrian DRAPER			Suzuki GSXR 750 - droopy racing uk			
IDEAL LAP TIME : 1:24.441		BEST LAP TIME : 1:24.907	DIFFERENCE : 0.466			
LAP	SECTOR 1	SECTOR 2	LAP TIME	MPH	DIFF	TIME OF DAY
1 -						09:01:00.554
2 -	1:03.645	31.296	1:34.941	75.04	10.034	09:02:35.495
3 -	57.992	30.423	1:28.415	80.58	3.508	09:04:03.910
4 -	56.533	29.557	1:26.090	82.75	1.183	09:05:30.000
5 -	55.855	29.348	1:25.203 (3)	83.61	0.296	09:06:55.203
6 -	55.663	<b>29.244</b>	<b>1:24.907 (1)</b>	<b>83.91</b>		<b>09:08:20.110</b>
7 -	56.988	29.846	1:26.834	82.04	1.927	09:09:46.944
8 -	55.855	30.085	1:25.940	82.90	1.033	09:11:12.884
9 -	<b>55.197</b>	29.731	1:24.928 (2)	83.89	0.021	09:12:37.812
10 -	56.520	32.368	1:28.888	80.15	3.981	09:14:06.700

P51 82 1000 Paul MORRIS			Suzuki GSXR 1000 - Rpm Performance & Engineering			
IDEAL LAP TIME : 1:25.016		BEST LAP TIME : 1:25.090	DIFFERENCE : 0.074			
LAP	SECTOR 1	SECTOR 2	LAP TIME	MPH	DIFF	TIME OF DAY
1 -						09:00:48.460
2 -	1:02.671	31.414	1:34.085	75.72	8.995	09:02:22.545
3 -	58.258	30.350	1:28.608	80.40	3.518	09:03:51.153
4 -	1:00.029	<b>29.333</b>	1:29.362	79.72	4.272	09:05:20.515
5 -	57.057	30.048	1:27.105	81.79	2.015	09:06:47.620
6 -	58.274	30.478	1:28.752	80.27	3.662	09:08:16.372
7 -	57.384	30.028	1:27.412	81.50	2.322	09:09:43.784
8 -	<b>55.683</b>	29.407	<b>1:25.090 (1)</b>	<b>83.73</b>		<b>09:11:08.874</b>
9 -	55.999	29.341	1:25.340 (2)	83.48	0.250	09:12:34.214
10 -	56.102	29.700	1:25.802 (3)	83.03	0.712	09:14:00.016

Weather / Track : Cloudy / Dry

Donington Park National  
Circuit Length = 1.9790 miles  
Start: 09:00 Flag 09:13 End: 09:15

# BMCRC - MRO Championships 2021 - Rnd 5 @ Donington National

## Thunderbike Extreme & Ultra & Rookie 1000

### QUALIFYING - SECTOR ANALYSIS



SECTOR 1 = FL to I1, SECTOR 2 = I1 to FL, DIFF = Difference To Personal Best Lap, P = Crossed Finish Line in Pit Lane, D = Time Disallowed

<b>P52 123 E Claire BECKETT</b>			Suzuki SV650 - P Sheils & Sons			
IDEAL LAP TIME : 1:25.796		BEST LAP TIME : 1:25.796		DIFFERENCE : 0.000		
LAP	SECTOR 1	SECTOR 2	LAP TIME	MPH	DIFF	TIME OF DAY
1 -						09:00:58.363
2 -	1:02.952	32.126	1:35.078	74.93	9.282	09:02:33.441
3 -	59.222	31.070	1:30.292	78.90	4.496	09:04:03.733
4 -	58.530	30.484	1:29.014	80.03	3.218	09:05:32.747
5 -	56.861	30.329	1:27.190	81.71	1.394	09:06:59.937
6 -	56.753	30.341	1:27.094 (3)	81.80	1.298	09:08:27.031
7 -	56.763	30.263	1:27.026 (2)	81.86	1.230	09:09:54.057
8 -	<b>56.040</b>	<b>29.756</b>	<b>1:25.796 (1)</b>	<b>83.04</b>		<b>09:11:19.853</b>
9 -	57.553	30.579	1:28.132	80.84	2.336	09:12:47.985
10 -	58.709	31.549	1:30.258	78.93	4.462	09:14:18.243

<b>P53 152 U Jason ALLEN</b>			Yamaha R1 4C8 - Reprobate tribe racing.			
IDEAL LAP TIME : 1:28.853		BEST LAP TIME : 1:29.017		DIFFERENCE : 0.164		
LAP	SECTOR 1	SECTOR 2	LAP TIME	MPH	DIFF	TIME OF DAY
1 -						09:00:38.388
2 -	1:01.957	30.671	1:32.628	76.91	3.611	09:02:11.016
3 -	1:00.288	30.691	1:30.979	78.31	1.962	09:03:41.995
4 -	1:00.876	30.644	1:31.520	77.84	2.503	09:05:13.515
5 -	1:00.311	32.310	1:32.621	76.92	3.604	09:06:46.136
6 -	59.791	30.770	1:30.561	78.67	1.544	09:08:16.697
7 -	59.265	31.034	1:30.299 (3)	78.90	1.282	09:09:46.996
8 -	1:00.927	30.798	1:31.725	77.67	2.708	09:11:18.721
9 -	<b>58.244</b>	30.773	<b>1:29.017 (1)</b>	<b>80.03</b>		<b>09:12:47.738</b>
10 -	58.678	<b>30.609</b>	1:29.287 (2)	79.79	0.270	09:14:17.025

<b>P54 18 E Stuart ALBON</b>			Honda 954 FIREBLADE - Winter Sun Skydiving			
IDEAL LAP TIME : 2:00.864		BEST LAP TIME : 2:00.864		DIFFERENCE : 0.000		
LAP	SECTOR 1	SECTOR 2	LAP TIME	MPH	DIFF	TIME OF DAY
1 -						09:00:59.171
2 -	<b>1:21.479</b>	<b>39.385</b>	<b>2:00.864 (1)</b>	<b>58.94</b>		<b>09:03:00.035</b>
3 -	1:23.141	43.801	2:06.942 (2)	56.12	6.078	09:05:06.977

# BMCRC - MRO Championships 2021 - Rnd 5 @ Donington National

## Thunderbike Extreme & Ultra & Rookie 1000

### QUALIFYING - BEST SECTORS

SECTOR 1				SECTOR 2				IDEAL / BEST COMPARISON				
POS	NO	NAME	TIME	NO	NAME	TIME	POS	NO	NAME	IDEAL	BEST	DIFF
									<b>PERFECT LAP</b>	<b>1:13.511</b>		
1	11	HARVEY	47.961	275	WILBY	25.550	1	11	HARVEY	1:13.644	1:13.974	0.330
2	275	WILBY	48.384	11	HARVEY	25.683	2	275	WILBY	1:13.934	1:14.184	0.250
3	5	KILLWORTH	48.789	53	McGLYNN	25.883	3	5	KILLWORTH	1:14.771	1:15.443	0.672
4	100	HUNTER	48.868	19	GRANT	25.900	4	100	HUNTER	1:15.086	1:15.086	0.000
5	961	SIM	49.215	5	KILLWORTH	25.982	5	19	GRANT	1:15.183	1:15.375	0.192
6	110	CLARKE	49.254	961	SIM	26.081	6	961	SIM	1:15.296	1:15.619	0.323
7	19	GRANT	49.283	110	CLARKE	26.097	7	110	CLARKE	1:15.351	1:15.742	0.391
8	1	SAUNDERS	49.312	1	SAUNDERS	26.126	8	1	SAUNDERS	1:15.438	1:15.498	0.060
9	29	DINSMORE	49.327	100	HUNTER	26.218	9	53	McGLYNN	1:15.532	1:15.680	0.148
10	58	SHEEHAN	49.423	58	SHEEHAN	26.252	10	58	SHEEHAN	1:15.675	1:16.354	0.679
11	53	McGLYNN	49.649	102	FEARN	26.290	11	29	DINSMORE	1:15.828	1:15.950	0.122
12	91	HARRISON	49.798	91	HARRISON	26.296	12	91	HARRISON	1:16.094	1:16.491	0.397
13	138	REVELEY	50.004	93	IRWIN	26.333	13	102	FEARN	1:16.429	1:16.429	0.000
14	17	KILLWORTH	50.011	258	FRIEND	26.390	14	258	FRIEND	1:16.430	1:16.610	0.180
15	258	FRIEND	50.040	138	REVELEY	26.459	15	138	REVELEY	1:16.463	1:16.463	0.000
16	77	MAY	50.063	508	McFADDEN	26.500	16	17	KILLWORTH	1:16.656	1:16.656	0.000
17	102	FEARN	50.139	29	DINSMORE	26.501	17	508	McFADDEN	1:16.677	1:16.677	0.000
18	508	McFADDEN	50.177	17	KILLWORTH	26.645	18	77	MAY	1:16.844	1:17.168	0.324
19	20	SWYER	50.274	63	WREN	26.663	19	20	SWYER	1:17.182	1:17.182	0.000
20	63	WREN	50.613	77	MAY	26.781	20	63	WREN	1:17.276	1:17.342	0.066
21	117	STAGG	51.048	32	FINLAYSON-GREEN	26.833	21	32	FINLAYSON-GREEN	1:17.903	1:18.175	0.272
22	32	FINLAYSON-GREEN	51.070	222	ROOKE	26.863	22	300	CARPENTER	1:17.960	1:18.310	0.350
23	300	CARPENTER	51.092	300	CARPENTER	26.868	23	41	ABRAHAM	1:18.287	1:18.287	0.000
24	41	ABRAHAM	51.329	20	SWYER	26.908	24	93	IRWIN	1:18.437	1:18.585	0.148
25	99	SIMMONS	51.515	165	BUTT	26.933	25	165	BUTT	1:18.478	1:18.581	0.103
26	165	BUTT	51.545	41	ABRAHAM	26.958	26	117	STAGG	1:18.567	1:18.794	0.227
27	107	WILLIAMSON	51.740	7	JENKINS	27.312	27	222	ROOKE	1:18.655	1:18.655	0.000
28	222	ROOKE	51.792	99	SIMMONS	27.450	28	99	SIMMONS	1:18.965	1:19.023	0.058
29	7	JENKINS	51.992	117	STAGG	27.519	29	7	JENKINS	1:19.304	1:19.624	0.320
30	93	IRWIN	52.104	23	ROSE	27.570	30	107	WILLIAMSON	1:19.329	1:19.329	0.000
31	23	ROSE	52.159	107	WILLIAMSON	27.589	31	23	ROSE	1:19.729	1:19.729	0.000
32	14	KILLWORTH	52.318	14	KILLWORTH	27.614	32	14	KILLWORTH	1:19.932	1:20.620	0.688
33	22	MAY	52.414	61	LEWIS	27.619	33	51	HOGARTH	1:20.378	1:20.753	0.375
34	51	HOGARTH	52.450	66	HILL	27.654	34	61	LEWIS	1:20.490	1:20.734	0.244
35	28	SPENCER	52.812	119	HEALEY	27.867	35	22	MAY	1:20.512	1:20.692	0.180
36	61	LEWIS	52.871	51	HOGARTH	27.928	36	66	HILL	1:20.896	1:21.562	0.666
37	55	HODGINS	53.007	45	SMITH	27.955	37	28	SPENCER	1:20.898	1:21.007	0.109
38	66	HILL	53.242	55	HODGINS	27.984	38	55	HODGINS	1:20.991	1:21.062	0.071
39	999	DWYER	53.279	180	OVEL	27.984	39	119	HEALEY	1:21.216	1:21.565	0.349
40	119	HEALEY	53.349	201	WEST	28.012	40	999	DWYER	1:21.348	1:21.504	0.156
41	24	REYNOLDS	53.412	999	DWYER	28.069	41	147	SKEVINGTON	1:21.987	1:22.148	0.161
42	35	HARVEY	53.787	28	SPENCER	28.086	42	24	REYNOLDS	1:22.032	1:22.035	0.003
43	147	SKEVINGTON	53.819	22	MAY	28.098	43	201	WEST	1:22.039	1:22.039	0.000
44	201	WEST	54.027	147	SKEVINGTON	28.168	44	180	OVEL	1:22.228	1:22.922	0.694
45	6	FIRTH	54.229	888	FAGG	28.565	45	35	HARVEY	1:22.415	1:23.049	0.634
46	180	OVEL	54.244	6	FIRTH	28.604	46	45	SMITH	1:22.531	1:23.108	0.577
47	888	FAGG	54.315	24	REYNOLDS	28.620	47	6	FIRTH	1:22.833	1:22.955	0.122
48	45	SMITH	54.576	35	HARVEY	28.628	48	888	FAGG	1:22.880	1:23.984	1.104
49	103	GOFFORD	54.739	103	GOFFORD	28.689	49	103	GOFFORD	1:23.428	1:23.428	0.000
50	46	DRAPER	55.197	46	DRAPER	29.244	50	46	DRAPER	1:24.441	1:24.907	0.466
51	82	MORRIS	55.683	82	MORRIS	29.333	51	82	MORRIS	1:25.016	1:25.090	0.074
52	123	BECKETT	56.040	123	BECKETT	29.756	52	123	BECKETT	1:25.796	1:25.796	0.000
53	152	ALLEN	58.244	152	ALLEN	30.609	53	152	ALLEN	1:28.853	1:29.017	0.164
54	18	ALBON	1:21.479	18	ALBON	39.385	54	18	ALBON	2:00.864	2:00.864	0.000

Weather / Track : Cloudy / Dry

Donington Park National  
Circuit Length = 1.9790 miles  
Start: 09:00 Flag 09:13 End: 09:15

Results can be found at [www.tsl-timing.com](http://www.tsl-timing.com)

Printed - 09:15 Saturday, 04 September 2021



# BMCRC - MRO Championships 2021 - Rnd 5 @ Donington National

## Thunderbike Extreme & Ultra & Rookie 1000

### QUALIFYING - STATISTICS

**Competitors Started** 54  
**Planned Start** 2021-09-04 @ 09:00:00.000  
**Actual Start** 2021-09-04 @ 09:00:16.320  
**Finish Time** 2021-09-04 @ 09:13:52.914  
**Track Length** 1.9790mi.  
**Total Laps** 565  
**Total Distance Covered** 1118.1729mi.

### Session Fastest Lap History

NO	CL	NAME	LAP TIME	TIME OF DAY	LAP	VEHICLE
51	E	Michael HOGARTH	1:24.522	09:01:57.461	2	Honda SP1 RC-51
1	E	Andrew SAUNDERS	1:22.787	09:01:59.336	2	Suzuki GSXR 750 K1
53	1000	Seamus McGLYNN	1:22.620	09:01:59.568	2	Yamaha R1
5	U	Stacey KILLWORTH	1:22.136	09:02:05.579	2	Suzuki GSXR 1000
53	1000	Seamus McGLYNN	1:16.245	09:03:15.814	3	Yamaha R1
5	U	Stacey KILLWORTH	1:15.565	09:05:56.205	5	Suzuki GSXR 1000
11	U	Josh HARVEY	1:15.336	09:06:52.463	3	Yamaha R1
100	1000	Antony HUNTER	1:15.086	09:07:20.929	6	Kawasaki ZX10
275	U	Mark WILBY	1:14.335	09:08:44.020	7	Suzuki GSXR1000
275	U	Mark WILBY	1:14.184	09:09:58.204	8	Suzuki GSXR1000
11	U	Josh HARVEY	1:13.974	09:14:24.917	9	Yamaha R1

### Flag History

TYPE	TIME OF DAY
GREEN	09:00:16.320
FINISH	09:13:52.914

### Flag Statistics

TYPE	COUNT	TOTAL LAPS	TOTAL TIME
Green	1	12	15:07.180
Red	0	0	0.000
Safety Car	0	0	0.000
FCY	0	0	0.000

Weather / Track : Cloudy / Dry

Results can be found at [www.tsl-timing.com](http://www.tsl-timing.com)

Page 1 of 4

Donington Park National  
Circuit Length = 1.9790 miles  
Start: 09:00 Flag 09:13 End: 09:15

Printed - 09:16 Saturday, 04 September 2021

# BMCRC - MRO Championships 2021 - Rnd 5 @ Donington National

## Thunderbike Extreme & Ultra & Rookie 1000

### QUALIFYING - STATISTICS

CLASS : E

19 Starters

#### Fastest Lap History

NO	NAME	LAP TIME	TIME OF DAY	LAP	VEHICLE
51	Michael HOGARTH	1:24.522	09:01:57.461	2	Honda SP1 RC-51
1	Andrew SAUNDERS	1:22.787	09:01:59.336	2	Suzuki GSXR 750 K1
1	Andrew SAUNDERS	1:18.668	09:03:18.005	3	Suzuki GSXR 750 K1
1	Andrew SAUNDERS	1:16.336	09:04:34.340	4	Suzuki GSXR 750 K1
961	Jack SIM	1:15.619	09:07:16.938	6	Yamaha R6
1	Andrew SAUNDERS	1:15.498	09:10:56.824	9	Suzuki GSXR 750 K1

# BMCRC - MRO Championships 2021 - Rnd 5 @ Donington National

## Thunderbike Extreme & Ultra & Rookie 1000

### QUALIFYING - STATISTICS

CLASS : U

17 Starters

#### Fastest Lap History

NO	NAME	LAP TIME	TIME OF DAY	LAP	VEHICLE
41	David ABRAHAM	1:24.361	09:02:04.284	2	Yamaha R1
5	Stacey KILLWORTH	1:22.136	09:02:05.579	2	Suzuki GSXR 1000
5	Stacey KILLWORTH	1:17.638	09:03:23.221	3	Suzuki GSXR 1000
5	Stacey KILLWORTH	1:17.419	09:04:40.640	4	Suzuki GSXR 1000
275	Mark WILBY	1:17.190	09:04:56.218	4	Suzuki GSXR1000
5	Stacey KILLWORTH	1:15.565	09:05:56.205	5	Suzuki GSXR 1000
11	Josh HARVEY	1:15.336	09:06:52.463	3	Yamaha R1
275	Mark WILBY	1:14.335	09:08:44.020	7	Suzuki GSXR1000
275	Mark WILBY	1:14.184	09:09:58.204	8	Suzuki GSXR1000
11	Josh HARVEY	1:13.974	09:14:24.917	9	Yamaha R1

Weather / Track : Cloudy / Dry

Donington Park National  
Circuit Length = 1.9790 miles  
Start: 09:00 Flag 09:13 End: 09:15

# BMCRC - MRO Championships 2021 - Rnd 5 @ Donington National

## Thunderbike Extreme & Ultra & Rookie 1000

### QUALIFYING - STATISTICS

CLASS : 1000

20 Starters

#### Fastest Lap History

NO	NAME	LAP TIME	TIME OF DAY	LAP	VEHICLE
53	Seamus McGLYNN	1:22.620	09:01:59.568	2	Yamaha R1
53	Seamus McGLYNN	1:16.245	09:03:15.814	3	Yamaha R1
19	Lee GRANT	1:16.020	09:05:57.035	5	Yamaha R1M
19	Lee GRANT	1:15.859	09:07:12.892	6	Yamaha R1M
100	Antony HUNTER	1:15.086	09:07:20.929	6	Kawasaki ZX10

# BMCRC - MRO Championships 2021 - Rnd 5 @ Donington National



## Thunderbike Extreme & Ultra

### RACE 1 - GRID (7 Laps)



ROW 12	36	2:00.864	18	Stuart ALBON	35	1:29.017	152	Jason ALLEN	34	1:25.796	123	Claire BECKETT		
ROW 11			33	1:24.907	46	Adrian DRAPER	32	1:23.428	103	Craig GOFFORD	31	1:23.049	35	Stephen HARVEY
ROW 10	30	1:22.955	6	Andrew FIRTH	29	1:22.039	201	Scott WEST	28	1:22.035	24	Mark REYNOLDS		
ROW 9			27	1:21.565	119	Simon HEALEY	26	1:21.504	999	Jack DWYER	25	1:21.062	55	Nick HODGINS
ROW 8	24	1:21.007	28	David SPENCER	23	1:20.753	51	Michael HOGARTH	22	1:20.692	22	Matthew MAY		
ROW 7			21	1:20.620	14	Nick KILLWORTH	20	1:19.729	23	Justin ROSE	19	1:19.624	7	Seb JENKINS
ROW 6	18	1:19.023	99	Michael SIMMONS	17	1:18.794	117	Raymond STAGG	16	1:18.581	165	Richard BUTT		
ROW 5			15	1:18.287	41	David ABRAHAM	14	1:17.342	63	Matthew WREN	13	1:17.182	20	Connor SWYER
ROW 4	12	1:17.168	77	David MAY	11	1:16.656	17	Jordan KILLWORTH	10	1:16.610	258	Ande FRIEND		
ROW 3			9	1:16.463	138	James REVELEY	8	1:16.429	102	James FEARN	7	1:16.354	58	James SHEEHAN
ROW 2	6	1:15.950	29	Cecil DINSMORE	5	1:15.619	961	Jack SIM	4	1:15.498	1	Andrew SAUNDERS		
ROW 1			3	1:15.443	5	Stacey KILLWORTH	2	1:14.184	275	Mark WILBY	1	1:13.974	11	Josh HARVEY
														<b>Pole</b>

These results are provisional until the conclusion of any judicial and technical matters.

Donington Park National  
Circuit Length = 1.9790 miles

Clerk Of Course :	Stewards :	Timekeeper :
-------------------	------------	--------------

Results can be found at [www.tsl-timing.com](http://www.tsl-timing.com)

Printed - 09:17 Saturday, 04 September 2021



# BMCRC - MRO Championships 2021 - Rnd 5 @ Donington National

## Thunderbike Extreme & Ultra RACE 1 - CLASSIFICATION



POS	NO	CL	PIC NAME	ENTRY	LAPS	TIME	GAP	DIFF	MPH	BEST	ON
1	11	U	1 Josh HARVEY	Yamaha R1 - NR Racing	7	8:36.533			96.28	1:12.723	3
2	275	U	2 Mark WILBY	Suzuki GSXR1000 -	7	8:37.445	0.912	0.912	96.11	1:12.836	3
3	1	E	1 Andrew SAUNDERS	Suzuki GSXR 750 K1 - SDC PERFORMANCE	7	8:42.861	6.328	5.416	95.12	1:13.704	7
4	29	U	3 Cecil DINSMORE	Suzuki GSXR 1000 - KnC Motorsport	7	8:43.709	7.176	0.848	94.96	1:13.281	6
5	961	E	2 Jack SIM	Yamaha R6 - Platform Lift Engineers Ltd	7	8:43.863	7.330	0.154	94.94	1:13.694	7
6	58	U	4 James SHEEHAN	Suzuki GSXR 1000 - Sheehan Racing	7	8:47.949	11.416	4.086	94.20	1:14.303	5
7	102	U	5 James FEARN	Suzuki GSXR1000 - Jwf tiling, palmer race skool, th	7	8:48.361	11.828	0.412	94.13	1:14.022	7
8	5	U	6 Stacey KILLWORTH	Suzuki GSXR 1000 - Greenplant/Everns	7	8:49.160	12.627	0.799	93.99	1:14.180	5
9	138	E	3 James REVELEY	Yamaha R6 - PCN Racing	7	9:02.911	26.378	13.751	91.60	1:16.267	6
10	77	E	4 David MAY	Suzuki GSXR 750 K1 - ELP Racing	7	9:03.232	26.699	0.321	91.55	1:15.780	6
11	258	U	7 Ande FRIEND	Kawasaki ZX10R - Flying colours Motorcycle Trainin	7	9:04.365	27.832	1.133	91.36	1:16.698	3
12	41	U	8 David ABRAHAM	Yamaha R1 - Cambridge Motorcycles	7	9:06.605	30.072	2.240	90.99	1:16.287	5
13	20	U	9 Connor SWYER	Suzuki GSXR 1000 K6 - WSC Performace & Owkay	7	9:08.427	31.894	1.822	90.68	1:16.387	5
14	63	U	10 Matthew WREN	Suzuki GSXR - TBR performance	7	9:13.783	37.250	5.356	89.81	1:16.002	5
15	7	U	11 Seb JENKINS	Suzuki GSX-R 1000 - Mupo Race Suspension - Enpr	7	9:14.246	37.713	0.463	89.73	1:16.825	7
16	165	U	12 Richard BUTT	Suzuki GSXR1000 - Michelle Harvey	7	9:16.366	39.833	2.120	89.39	1:17.307	7
17	117	E	5 Raymond STAGG	Suzuki K2 750 -	7	9:22.439	45.906	6.073	88.42	1:17.904	4
18	28	E	6 David SPENCER	Suzuki GSXR 600 -	7	9:27.131	50.598	4.692	87.69	1:19.016	6
19	999	U	13 Jack DWYER	Honda CBR1000RR -	7	9:28.932	52.399	1.801	87.41	1:19.478	7
20	51	E	7 Michael HOGARTH	Honda SP1 RC-51 - WHR Racing	7	9:29.285	52.752	0.353	87.36	1:20.213	2
21	99	E	8 Michael SIMMONS	Yamaha R6 - Westcountry Windings	7	9:29.682	53.149	0.397	87.30	1:19.712	6
22	201	U	14 Scott WEST	Suzuki GSXR1000 -	7	9:34.446	57.913	4.764	86.58	1:19.466	4
23	14	E	9 Nick KILLWORTH	Aprillia RSV MILLE - Bk Evans racing	7	9:35.463	58.930	1.017	86.42	1:19.659	7
24	119	E	10 Simon HEALEY	Yamaha R1 - Popular Tyres Ltd / Pro Parts Ltd	7	9:35.577	59.044	0.114	86.41	1:19.770	3
25	55	E	11 Nick HODGINS	Suzuki GSXR 750 - Dad, Claire, Super Sam, ASR, C	7	9:38.585	1:02.052	3.008	85.96	1:19.894	7
26	6	E	12 Andrew FIRTH	Yamaha YZF-R1 - LTRmotorcycles.co.uk / Palmer F	7	9:39.476	1:02.943	0.891	85.82	1:18.943	7
27	23	U	15 Justin ROSE	Yamaha R1 -	7	9:44.445	1:07.912	4.969	85.09	1:21.507	7
28	35	E	13 Stephen HARVEY	Yamaha YZF R1 -	7	9:45.949	1:09.416	1.504	84.88	1:21.620	5
29	24	E	14 Mark REYNOLDS	Aprillia MILLE -	7	9:46.770	1:10.237	0.821	84.76	1:21.297	5
30	46	E	15 Adrian DRAPER	Suzuki GSXR 750 - droopy racing uk	7	9:46.948	1:10.415	0.178	84.73	1:21.435	7
31	103	E	16 Craig GOFFORD	Yamaha R1 4XV - Meala Racing Development	7	9:54.872	1:18.339	7.924	83.60	1:22.589	2
32	123	E	17 Claire BECKETT	Suzuki SV650 - P Sheils & Sons	6	8:46.211	1 Lap	1 Lap	80.97	1:25.543	6
33	152	U	16 Jason ALLEN	Yamaha R1 4C8 - Reprobate tribe racing.	6	8:59.689	1 Lap	13.478	78.95	1:27.500	3
34	18	E	18 Stuart ALBON	Honda 954 FIREBLADE - Winter Sun Skydiving	6	10:10.575	1 Lap	1:10.886	69.78	1:37.988	5

### NOT CLASSIFIED

DNF	17	U	Jordan KILLWORTH	Kawasaki ZX-10R - Skyline	5	6:30.365	2 Laps	1 Lap	90.90	1:15.989	5
DNF	22	E	Matthew MAY	Honda CBR600F3 - Late Breakers	5	7:02.190	2 Laps	31.825	84.05	1:19.491	4

### FASTEST LAP

	11	U	Josh HARVEY	Yamaha R1 - NR Racing	3	1:12.723			97.96 mph	157.66 kph	
	961	E	Jack SIM	Yamaha R6 - Platform Lift Engineers Ltd	7	1:13.694			96.67 mph	155.58 kph	

Class U - 92.5% of Race Speed = 89.05 mph  
Class E - 92.5% of Race Speed = 87.98 mph

Weather / Track : Cloudy / Dry

These results are provisional until the conclusion of any judicial and technical matters.

Donington Park National: 1.9790 miles

Race Distance: 7 Laps / 13.85 miles

Start: 11:59 Flag 12:07 End: 12:09

Clerk Of Course :	Stewards :	Timekeeper :
-------------------	------------	--------------

Results can be found at [www.tsl-timing.com](http://www.tsl-timing.com)

Printed - 12:10 Saturday, 04 September 2021



# BMCRC - MRO Championships 2021 - Rnd 5 @ Donington National

## Thunderbike Extreme & Ultra

### RACE 1 - LAP CHART

#### LAP 1 @ 12:00:36.752

NO	BEHIND	LAP TIME
11		1:18.080
275	0.408	1:18.488
1	0.779	1:18.859
961	1.167	1:19.247
58	2.028	1:20.108
5	2.218	1:20.298
29	2.333	1:20.413
102	3.152	1:21.232
258	3.917	1:21.997
138	4.467	1:22.547
17	5.648	1:23.728
77	5.880	1:23.960
63	6.450	1:24.530
20	6.955	1:25.035
51	8.035	1:26.115
41	8.182	1:26.262
165	8.412	1:26.492
22	8.613	1:26.693
7	8.786	1:26.866
117	9.591	1:27.671
999	10.013	1:28.093
99	10.409	1:28.489
23	11.093	1:29.173
28	11.567	1:29.647
14	11.822	1:29.902
119	12.156	1:30.236
24	12.609	1:30.689
201	12.865	1:30.945
6	13.506	1:31.586
55	13.788	1:31.868
46	14.957	1:33.037
35	15.036	1:33.116
103	16.341	1:34.421
123	16.386	1:34.466
152	18.476	1:36.556
18	31.476	1:49.556

#### LAP 2 @ 12:01:49.670

NO	BEHIND	LAP TIME
11		1:12.918
275	0.479	1:12.989
1	1.834	1:13.973
961	2.419	1:14.170
58	3.528	1:14.418
29	4.462	1:15.047
5	4.621	1:15.321
102	5.149	1:14.915
258	7.825	1:16.826
138	8.144	1:16.595
77	9.578	1:16.616
17	10.136	1:17.406
63	10.168	1:16.636
20	11.638	1:17.601
41	12.203	1:16.939
165	14.467	1:18.973
7	15.159	1:19.291
51	15.330	1:20.213
117	16.257	1:19.584
22	17.345	1:21.650
999	17.510	1:20.415
99	17.886	1:20.395
28	18.248	1:19.599

119	20.839	1:21.601
201	21.387	1:21.440
14	21.474	1:22.570
23	22.016	1:23.841
6	23.317	1:22.729
24	23.454	1:23.763
55	23.502	1:22.632
35	24.493	1:22.375
46	24.497	1:22.458
103	26.012	1:22.589
123	30.801	1:27.333
152	34.129	1:28.571
18	1:03.277	1:44.719

#### LAP 3 @ 12:03:02.393

NO	BEHIND	LAP TIME
11		1:12.723
275	0.592	1:12.836
1	2.839	1:13.728
961	3.456	1:13.760
29	5.422	1:13.683
58	6.059	1:15.254
5	6.211	1:14.313
102	6.801	1:14.375
258	11.800	1:16.698
138	12.190	1:16.769
17	14.044	1:16.631
63	14.048	1:16.603
77	14.067	1:17.212
20	16.067	1:17.152
41	16.413	1:16.933
165	19.924	1:18.180
7	20.335	1:17.899
117	22.319	1:18.785
51	23.435	1:20.828
999	24.352	1:19.565
99	25.073	1:19.910
22	25.101	1:20.479
28	25.518	1:19.993
119	27.886	1:19.770
201	28.939	1:20.275
14	30.316	1:21.565
23	32.422	1:23.129
55	33.463	1:22.684
6	33.515	1:22.921
35	34.167	1:22.397
24	34.385	1:23.654
46	34.701	1:22.927
103	36.329	1:23.040
123	44.144	1:26.066
152	48.906	1:27.500

#### LAP 4 @ 12:04:16.035

NO	BEHIND	LAP TIME
11		1:13.642
275	0.111	1:13.161
1	3.393	1:14.196
961	4.272	1:14.458
29	5.722	1:13.942
58	7.124	1:14.707
5	7.598	1:15.029
102	8.001	1:14.842
258	15.319	1:17.161
138	16.215	1:17.667

17	17.013	1:16.611
63	17.081	1:16.675
77	17.404	1:16.979
18	1 Lap	1:41.437
20	18.979	1:16.554
41	19.350	1:16.579
7	24.175	1:17.482
165	25.287	1:19.005
117	26.581	1:17.904
51	30.316	1:20.523
22	30.950	1:19.491
999	30.985	1:20.275
99	31.567	1:20.136
28	31.773	1:19.897
119	34.038	1:19.794
201	34.763	1:19.466
14	37.122	1:20.448
55	40.399	1:20.578
23	41.393	1:22.613
6	41.996	1:22.123
24	42.549	1:21.806
35	43.187	1:22.662
46	43.590	1:22.531
103	46.614	1:23.927
123	57.161	1:26.659
152	1:03.105	1:27.841

#### LAP 5 @ 12:05:29.250

NO	BEHIND	LAP TIME
11		1:13.215
275	0.354	1:13.458
1	4.609	1:14.431
961	4.923	1:13.866
29	5.818	1:13.311
58	8.212	1:14.303
5	8.563	1:14.180
102	8.965	1:14.179
258	19.115	1:17.011
138	19.330	1:16.330
17	19.787	1:15.989
63	19.868	1:16.002
77	20.917	1:16.728
20	22.151	1:16.387
41	22.422	1:16.287
7	28.841	1:17.881
165	30.530	1:18.458
117	32.539	1:19.173
51	37.424	1:20.323
999	37.884	1:20.114
28	38.271	1:19.713
99	39.620	1:21.268
119	42.871	1:22.048
201	43.060	1:21.512
18	1 Lap	1:38.529
14	44.023	1:20.116
55	47.281	1:20.097
6	49.593	1:20.812
23	50.284	1:22.106
24	50.631	1:21.297
35	51.592	1:21.620
22	51.612	1:33.877 P
46	52.112	1:21.737
103	56.634	1:23.235
123	1:10.090	1:26.144

#### LAP 6 @ 12:06:42.056

NO	BEHIND	LAP TIME
11		1:12.806
275	0.603	1:13.055
1	5.773	1:13.970
152	1 Lap	1:28.960
29	6.293	1:13.281
961	6.785	1:14.668
58	9.880	1:14.474
102	10.955	1:14.796
5	11.069	1:15.312
138	22.791	1:16.267
258	23.549	1:17.240
77	23.891	1:15.780
41	26.397	1:16.781
20	27.122	1:17.777
63	33.063	1:26.001
7	34.037	1:18.002
165	35.675	1:17.951
117	39.319	1:19.586
28	44.481	1:19.016
51	45.632	1:21.014
999	46.070	1:20.992
99	46.526	1:19.712
119	50.886	1:20.821
201	51.320	1:21.066
14	52.420	1:21.203
55	55.307	1:20.832
6	57.149	1:20.362
23	59.554	1:22.076
35	1:00.870	1:22.084
24	1:00.958	1:23.133
46	1:02.129	1:22.823
103	1:08.339	1:24.511
18	1 Lap	1:37.988

#### LAP 7 @ 12:07:55.205

NO	BEHIND	LAP TIME
11		1:13.149
275	0.912	1:13.458
1	6.328	1:13.704
29	7.176	1:14.032
961	7.330	1:13.694
123	1 Lap	1:25.543
58	11.416	1:14.685
102	11.828	1:14.022
5	12.627	1:14.707
152	1 Lap	1:30.261
138	26.378	1:16.736
77	26.699	1:15.957
258	27.832	1:17.432
41	30.072	1:16.824
20	31.894	1:17.921
63	37.250	1:17.336
7	37.713	1:16.825
165	39.833	1:17.307
117	45.906	1:19.736
28	50.598	1:19.266
999	52.399	1:19.478
51	52.752	1:20.269
99	53.149	1:19.772
201	57.913	1:19.742
14	58.930	1:19.659
119	59.044	1:21.307

55	1:02.052	1:19.894
6	1:02.943	1:18.943
23	1:07.912	1:21.507
35	1:09.416	1:21.695
24	1:10.237	1:22.428
46	1:10.415	1:21.435
103	1:18.339	1:23.149
18	1 Lap	1:38.346

Weather / Track : Cloudy / Dry

Donington Park National  
Circuit Length = 1.9790 miles  
Start: 11:59 Flag 12:07 End: 12:09

Results can be found at [www.tsl-timing.com](http://www.tsl-timing.com)

Printed - 12:09 Saturday, 04 September 2021

# BMCR - MRO Championships 2021 - Rnd 5 @ Donington National

## Thunderbike Extreme & Ultra

### RACE 1 - SECTOR ANALYSIS



SECTOR 1 = FL to I1, SECTOR 2 = I1 to FL, DIFF = Difference To Personal Best Lap, P = Crossed Finish Line in Pit Lane, D = Time Disallowed

P1 11 U		Josh HARVEY		Yamaha R1 - NR Racing		
IDEAL LAP TIME : 1:12.581		BEST LAP TIME : 1:12.723		DIFFERENCE : 0.142		
LAP	SECTOR 1	SECTOR 2	LAP TIME	MPH	DIFF	TIME OF DAY
1 -		25.902	1:18.080	91.24	5.357	12:00:36.752
2 -	47.568	25.350	1:12.918 (3)	97.70	0.195	12:01:49.670
3 -	47.405	<b>25.318</b>	<b>1:12.723 (1)</b>	<b>97.96</b>		<b>12:03:02.393</b>
4 -	47.847	25.795	1:13.642	96.74	0.919	12:04:16.035
5 -	47.561	25.654	1:13.215	97.31	0.492	12:05:29.250
6 -	<b>47.263</b>	25.543	1:12.806 (2)	97.85	0.083	12:06:42.056
7 -	47.656	25.493	1:13.149	97.39	0.426	12:07:55.205

P2 275 U		Mark WILBY		Suzuki GSXR1000 -		
IDEAL LAP TIME : 1:12.717		BEST LAP TIME : 1:12.836		DIFFERENCE : 0.119		
LAP	SECTOR 1	SECTOR 2	LAP TIME	MPH	DIFF	TIME OF DAY
1 -		25.954	1:18.488	90.77	5.652	12:00:37.160
2 -	47.692	<b>25.297</b>	1:12.989 (2)	97.61	0.153	12:01:50.149
3 -	<b>47.420</b>	25.416	<b>1:12.836 (1)</b>	<b>97.81</b>		<b>12:03:02.985</b>
4 -	47.434	25.727	1:13.161	97.38	0.325	12:04:16.146
5 -	47.737	25.721	1:13.458	96.98	0.622	12:05:29.604
6 -	47.604	25.451	1:13.055 (3)	97.52	0.219	12:06:42.659
7 -	47.805	25.653	1:13.458	96.98	0.622	12:07:56.117

P3 1 E		Andrew SAUNDERS		Suzuki GSXR 750 K1 - SDC PERFORMANCE		
IDEAL LAP TIME : 1:13.428		BEST LAP TIME : 1:13.704		DIFFERENCE : 0.276		
LAP	SECTOR 1	SECTOR 2	LAP TIME	MPH	DIFF	TIME OF DAY
1 -		25.983	1:18.859	90.34	5.155	12:00:37.531
2 -	48.481	<b>25.492</b>	1:13.973	96.31	0.269	12:01:51.504
3 -	48.176	25.552	1:13.728 (2)	96.63	0.024	12:03:05.232
4 -	48.358	25.838	1:14.196	96.02	0.492	12:04:19.428
5 -	48.507	25.924	1:14.431	95.72	0.727	12:05:33.859
6 -	48.317	25.653	1:13.970 (3)	96.31	0.266	12:06:47.829
7 -	<b>47.936</b>	25.768	<b>1:13.704 (1)</b>	<b>96.66</b>		<b>12:08:01.533</b>

P4 29 U		Cecil DINSMORE		Suzuki GSXR 1000 - KnC Motorsport		
IDEAL LAP TIME : 1:13.193		BEST LAP TIME : 1:13.281		DIFFERENCE : 0.088		
LAP	SECTOR 1	SECTOR 2	LAP TIME	MPH	DIFF	TIME OF DAY
1 -		26.594	1:20.413	88.59	7.132	12:00:39.085
2 -	48.737	26.310	1:15.047	94.93	1.766	12:01:54.132
3 -	47.972	25.711	1:13.683 (3)	96.69	0.402	12:03:07.815
4 -	48.250	25.692	1:13.942	96.35	0.661	12:04:21.757
5 -	<b>47.677</b>	25.634	1:13.311 (2)	97.18	0.030	12:05:35.068
6 -	47.765	<b>25.516</b>	<b>1:13.281 (1)</b>	<b>97.22</b>		<b>12:06:48.349</b>
7 -	47.913	26.119	1:14.032	96.23	0.751	12:08:02.381

P5 961 E		Jack SIM		Yamaha R6 - Platform Lift Engineers Ltd		
IDEAL LAP TIME : 1:13.592		BEST LAP TIME : 1:13.694		DIFFERENCE : 0.102		
LAP	SECTOR 1	SECTOR 2	LAP TIME	MPH	DIFF	TIME OF DAY
1 -		26.202	1:19.247	89.90	5.553	12:00:37.919
2 -	48.283	25.887	1:14.170	96.05	0.476	12:01:52.089
3 -	47.790	25.970	1:13.760 (2)	96.59	0.066	12:03:05.849
4 -	48.329	26.129	1:14.458	95.68	0.764	12:04:20.307
5 -	47.998	<b>25.868</b>	1:13.866 (3)	96.45	0.172	12:05:34.173
6 -	48.187	26.481	1:14.668	95.41	0.974	12:06:48.841
7 -	<b>47.724</b>	25.970	<b>1:13.694 (1)</b>	<b>96.67</b>		<b>12:08:02.535</b>

Weather / Track : Cloudy / Dry

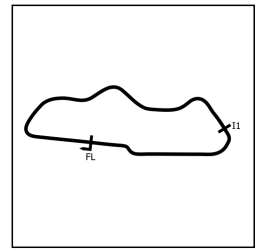
Donington Park National  
Circuit Length = 1.9790 miles  
Start: 11:59 Flag 12:07 End: 12:09



# BMCRC - MRO Championships 2021 - Rnd 5 @ Donington National

## Thunderbike Extreme & Ultra

### RACE 1 - SECTOR ANALYSIS



SECTOR 1 = FL to I1, SECTOR 2 = I1 to FL, DIFF = Difference To Personal Best Lap, P = Crossed Finish Line in Pit Lane, D = Time Disallowed

<b>P6 58 U</b>		<b>James SHEEHAN</b>		Suzuki GSXR 1000 - Sheehan Racing		
IDEAL LAP TIME : 1:14.034		BEST LAP TIME : 1:14.303		DIFFERENCE : 0.269		
LAP	SECTOR 1	SECTOR 2	LAP TIME	MPH	DIFF	TIME OF DAY
1 -		26.472	1:20.108	88.93	5.805	12:00:38.780
2 -	48.711	25.707	1:14.418 (2)	95.73	0.115	12:01:53.198
3 -	49.222	26.032	1:15.254	94.67	0.951	12:03:08.452
4 -	48.977	25.730	1:14.707	95.36	0.404	12:04:23.159
5 -	<b>48.423</b>	25.880	<b>1:14.303 (1)</b>	<b>95.88</b>		<b>12:05:37.462</b>
6 -	48.863	<b>25.611</b>	1:14.474 (3)	95.66	0.171	12:06:51.936
7 -	48.859	25.826	1:14.685	95.39	0.382	12:08:06.621

<b>P7 102 U</b>		<b>James FEARN</b>		Suzuki GSXR1000 - Jwf tiling, palmer race skool, the factory		
IDEAL LAP TIME : 1:13.918		BEST LAP TIME : 1:14.022		DIFFERENCE : 0.104		
LAP	SECTOR 1	SECTOR 2	LAP TIME	MPH	DIFF	TIME OF DAY
1 -		26.509	1:21.232	87.70	7.210	12:00:39.904
2 -	48.920	25.995	1:14.915	95.10	0.893	12:01:54.819
3 -	48.739	25.636	1:14.375 (3)	95.79	0.353	12:03:09.194
4 -	48.938	25.904	1:14.842	95.19	0.820	12:04:24.036
5 -	<b>48.344</b>	25.835	1:14.179 (2)	96.04	0.157	12:05:38.215
6 -	48.514	26.282	1:14.796	95.25	0.774	12:06:53.011
7 -	48.448	<b>25.574</b>	<b>1:14.022 (1)</b>	<b>96.25</b>		<b>12:08:07.033</b>

<b>P8 5 U</b>		<b>Stacey KILLWORTH</b>		Suzuki GSXR 1000 - Greenplant/Everns		
IDEAL LAP TIME : 1:14.138		BEST LAP TIME : 1:14.180		DIFFERENCE : 0.042		
LAP	SECTOR 1	SECTOR 2	LAP TIME	MPH	DIFF	TIME OF DAY
1 -		26.513	1:20.298	88.72	6.118	12:00:38.970
2 -	49.009	26.312	1:15.321	94.59	1.141	12:01:54.291
3 -	48.332	25.981	1:14.313 (2)	95.87	0.133	12:03:08.604
4 -	49.099	<b>25.930</b>	1:15.029	94.95	0.849	12:04:23.633
5 -	<b>48.208</b>	25.972	<b>1:14.180 (1)</b>	<b>96.04</b>		<b>12:05:37.813</b>
6 -	48.947	26.365	1:15.312	94.60	1.132	12:06:53.125
7 -	48.639	26.068	1:14.707 (3)	95.36	0.527	12:08:07.832

<b>P9 138 E</b>		<b>James REVELEY</b>		Yamaha R6 - PCN Racing		
IDEAL LAP TIME : 1:16.074		BEST LAP TIME : 1:16.267		DIFFERENCE : 0.193		
LAP	SECTOR 1	SECTOR 2	LAP TIME	MPH	DIFF	TIME OF DAY
1 -		27.145	1:22.547	86.30	6.280	12:00:41.219
2 -	49.895	26.700	1:16.595 (3)	93.01	0.328	12:01:57.814
3 -	50.101	26.668	1:16.769	92.80	0.502	12:03:14.583
4 -	49.876	27.791	1:17.667	91.73	1.400	12:04:32.250
5 -	49.732	<b>26.598</b>	1:16.330 (2)	93.33	0.063	12:05:48.580
6 -	<b>49.476</b>	26.791	<b>1:16.267 (1)</b>	<b>93.41</b>		<b>12:07:04.847</b>
7 -	50.015	26.721	1:16.736	92.84	0.469	12:08:21.583

<b>P10 77 E</b>		<b>David MAY</b>		Suzuki GSXR 750 K1 - ELP Racing		
IDEAL LAP TIME : 1:15.765		BEST LAP TIME : 1:15.780		DIFFERENCE : 0.015		
LAP	SECTOR 1	SECTOR 2	LAP TIME	MPH	DIFF	TIME OF DAY
1 -		28.230	1:23.960	84.85	8.180	12:00:42.632
2 -	49.845	26.771	1:16.616 (3)	92.99	0.836	12:01:59.248
3 -	49.789	27.423	1:17.212	92.27	1.432	12:03:16.460
4 -	50.267	26.712	1:16.979	92.55	1.199	12:04:33.439
5 -	50.378	26.350	1:16.728	92.85	0.948	12:05:50.167
6 -	<b>49.423</b>	26.357	<b>1:15.780 (1)</b>	<b>94.01</b>		<b>12:07:05.947</b>
7 -	49.615	<b>26.342</b>	1:15.957 (2)	93.79	0.177	12:08:21.904

Weather / Track : Cloudy / Dry

Donington Park National  
Circuit Length = 1.9790 miles  
Start: 11:59 Flag 12:07 End: 12:09

# BMCRC - MRO Championships 2021 - Rnd 5 @ Donington National

## Thunderbike Extreme & Ultra

### RACE 1 - SECTOR ANALYSIS



SECTOR 1 = FL to I1, SECTOR 2 = I1 to FL, DIFF = Difference To Personal Best Lap, P = Crossed Finish Line in Pit Lane, D = Time Disallowed

P11 258 U		Ande FRIEND		Kawasaki ZX10R - Flying colours Motorcycle Training		
IDEAL LAP TIME : 1:16.633		BEST LAP TIME : 1:16.698		DIFFERENCE : 0.065		
LAP	SECTOR 1	SECTOR 2	LAP TIME	MPH	DIFF	TIME OF DAY
1 -		26.838	1:21.997	86.88	5.299	12:00:40.669
2 -	50.071	26.755	1:16.826 (2)	92.73	0.128	12:01:57.495
3 -	<b>49.952</b>	26.746	<b>1:16.698 (1)</b>	<b>92.89</b>		<b>12:03:14.193</b>
4 -	50.132	27.029	1:17.161	92.33	0.463	12:04:31.354
5 -	50.330	<b>26.681</b>	1:17.011 (3)	92.51	0.313	12:05:48.365
6 -	50.469	26.771	1:17.240	92.24	0.542	12:07:05.605
7 -	50.658	26.774	1:17.432	92.01	0.734	12:08:23.037

P12 41 U		David ABRAHAM		Yamaha R1 - Cambridge Motorcycles		
IDEAL LAP TIME : 1:16.016		BEST LAP TIME : 1:16.287		DIFFERENCE : 0.271		
LAP	SECTOR 1	SECTOR 2	LAP TIME	MPH	DIFF	TIME OF DAY
1 -		29.690	1:26.262	82.59	9.975	12:00:44.934
2 -	50.244	26.695	1:16.939	92.60	0.652	12:02:01.873
3 -	50.144	26.789	1:16.933	92.60	0.646	12:03:18.806
4 -	50.043	26.536	1:16.579 (2)	93.03	0.292	12:04:35.385
5 -	<b>49.785</b>	26.502	<b>1:16.287 (1)</b>	<b>93.39</b>		<b>12:05:51.672</b>
6 -	49.927	26.854	1:16.781 (3)	92.79	0.494	12:07:08.453
7 -	50.593	<b>26.231</b>	1:16.824	92.73	0.537	12:08:25.277

P13 20 U		Connor SWYER		Suzuki GSXR 1000 K6 - WSC Performace & Owkay clothing		
IDEAL LAP TIME : 1:16.257		BEST LAP TIME : 1:16.387		DIFFERENCE : 0.130		
LAP	SECTOR 1	SECTOR 2	LAP TIME	MPH	DIFF	TIME OF DAY
1 -		28.062	1:25.035	83.78	8.648	12:00:43.707
2 -	51.003	<b>26.598</b>	1:17.601	91.81	1.214	12:02:01.308
3 -	50.273	26.879	1:17.152 (3)	92.34	0.765	12:03:18.460
4 -	49.939	26.615	1:16.554 (2)	93.06	0.167	12:04:35.014
5 -	<b>49.659</b>	26.728	<b>1:16.387 (1)</b>	<b>93.27</b>		<b>12:05:51.401</b>
6 -	50.303	27.474	1:17.777	91.60	1.390	12:07:09.178
7 -	50.728	27.193	1:17.921	91.43	1.534	12:08:27.099

P14 63 U		Matthew WREN		Suzuki GSXR - TBR performance		
IDEAL LAP TIME : 1:15.577		BEST LAP TIME : 1:16.002		DIFFERENCE : 0.425		
LAP	SECTOR 1	SECTOR 2	LAP TIME	MPH	DIFF	TIME OF DAY
1 -		28.702	1:24.530	84.28	8.528	12:00:43.202
2 -	49.878	26.758	1:16.636 (3)	92.96	0.634	12:01:59.838
3 -	<b>49.497</b>	27.106	1:16.603 (2)	93.00	0.601	12:03:16.441
4 -	50.018	26.657	1:16.675	92.92	0.673	12:04:33.116
5 -	49.922	<b>26.080</b>	<b>1:16.002 (1)</b>	<b>93.74</b>		<b>12:05:49.118</b>
6 -	49.927	36.074	1:26.001	82.84	9.999	12:07:15.119
7 -	50.650	26.686	1:17.336	92.12	1.334	12:08:32.455

P15 7 U		Seb JENKINS		Suzuki GSX-R 1000 - Mupo Race Suspension - Enpro - DDA grt		
IDEAL LAP TIME : 1:16.825		BEST LAP TIME : 1:16.825		DIFFERENCE : 0.000		
LAP	SECTOR 1	SECTOR 2	LAP TIME	MPH	DIFF	TIME OF DAY
1 -		28.012	1:26.866	82.01	10.041	12:00:45.538
2 -	52.143	27.148	1:19.291	89.85	2.466	12:02:04.829
3 -	50.920	26.979	1:17.899	91.45	1.074	12:03:22.728
4 -	50.543	26.939	1:17.482 (2)	91.95	0.657	12:04:40.210
5 -	51.006	26.875	1:17.881 (3)	91.48	1.056	12:05:58.091
6 -	50.829	27.173	1:18.002	91.33	1.177	12:07:16.093
7 -	<b>50.351</b>	<b>26.474</b>	<b>1:16.825 (1)</b>	<b>92.73</b>		<b>12:08:32.918</b>

Weather / Track : Cloudy / Dry

Donington Park National  
Circuit Length = 1.9790 miles  
Start: 11:59 Flag 12:07 End: 12:09

# BMCRC - MRO Championships 2021 - Rnd 5 @ Donington National

## Thunderbike Extreme & Ultra

### RACE 1 - SECTOR ANALYSIS



SECTOR 1 = FL to I1, SECTOR 2 = I1 to FL, DIFF = Difference To Personal Best Lap, P = Crossed Finish Line in Pit Lane, D = Time Disallowed

P16 165 U		Richard BUTT		Suzuki GSXR1000 - Michelle Harvey		
IDEAL LAP TIME : 1:17.307		BEST LAP TIME : 1:17.307		DIFFERENCE : 0.000		
LAP	SECTOR 1	SECTOR 2	LAP TIME	MPH	DIFF	TIME OF DAY
1 -		28.211	1:26.492	82.37	9.185	12:00:45.164
2 -	52.129	26.844	1:18.973	90.21	1.666	12:02:04.137
3 -	51.227	26.953	1:18.180 (3)	91.13	0.873	12:03:22.317
4 -	51.950	27.055	1:19.005	90.17	1.698	12:04:41.322
5 -	51.563	26.895	1:18.458	90.80	1.151	12:05:59.780
6 -	50.611	27.340	1:17.951 (2)	91.39	0.644	12:07:17.731
7 -	<b>50.527</b>	<b>26.780</b>	<b>1:17.307 (1)</b>	<b>92.16</b>		<b>12:08:35.038</b>

P17 117 E		Raymond STAGG		Suzuki K2 750 -		
IDEAL LAP TIME : 1:17.904		BEST LAP TIME : 1:17.904		DIFFERENCE : 0.000		
LAP	SECTOR 1	SECTOR 2	LAP TIME	MPH	DIFF	TIME OF DAY
1 -		28.434	1:27.671	81.26	9.767	12:00:46.343
2 -	51.669	27.915	1:19.584	89.52	1.680	12:02:05.927
3 -	51.181	27.604	1:18.785 (2)	90.43	0.881	12:03:24.712
4 -	<b>50.345</b>	<b>27.559</b>	<b>1:17.904 (1)</b>	<b>91.45</b>		<b>12:04:42.616</b>
5 -	51.470	27.703	1:19.173 (3)	89.98	1.269	12:06:01.789
6 -	51.445	28.141	1:19.586	89.52	1.682	12:07:21.375
7 -	51.789	27.947	1:19.736	89.35	1.832	12:08:41.111

P18 28 E		David SPENCER		Suzuki GSXR 600 -		
IDEAL LAP TIME : 1:18.776		BEST LAP TIME : 1:19.016		DIFFERENCE : 0.240		
LAP	SECTOR 1	SECTOR 2	LAP TIME	MPH	DIFF	TIME OF DAY
1 -		29.356	1:29.647	79.47	10.631	12:00:48.319
2 -	51.426	28.173	1:19.599 (3)	89.50	0.583	12:02:07.918
3 -	52.338	27.655	1:19.993	89.06	0.977	12:03:27.911
4 -	52.072	27.825	1:19.897	89.17	0.881	12:04:47.808
5 -	51.866	27.847	1:19.713	89.37	0.697	12:06:07.521
6 -	51.420	<b>27.596</b>	<b>1:19.016 (1)</b>	<b>90.16</b>		<b>12:07:26.537</b>
7 -	<b>51.180</b>	28.086	1:19.266 (2)	89.88	0.250	12:08:45.803

P19 999 U		Jack DWYER		Honda CBR1000RR -		
IDEAL LAP TIME : 1:19.447		BEST LAP TIME : 1:19.478		DIFFERENCE : 0.031		
LAP	SECTOR 1	SECTOR 2	LAP TIME	MPH	DIFF	TIME OF DAY
1 -		28.401	1:28.093	80.87	8.615	12:00:46.765
2 -	52.467	27.948	1:20.415	88.59	0.937	12:02:07.180
3 -	51.864	27.701	1:19.565 (2)	89.54	0.087	12:03:26.745
4 -	52.583	27.692	1:20.275	88.75	0.797	12:04:47.020
5 -	52.518	<b>27.596</b>	1:20.114 (3)	88.93	0.636	12:06:07.134
6 -	52.593	28.399	1:20.992	87.96	1.514	12:07:28.126
7 -	<b>51.851</b>	27.627	<b>1:19.478 (1)</b>	<b>89.64</b>		<b>12:08:47.604</b>

P20 51 E		Michael HOGARTH		Honda SP1 RC-51 - WHR Racing		
IDEAL LAP TIME : 1:19.794		BEST LAP TIME : 1:20.213		DIFFERENCE : 0.419		
LAP	SECTOR 1	SECTOR 2	LAP TIME	MPH	DIFF	TIME OF DAY
1 -		28.283	1:26.115	82.73	5.902	12:00:44.787
2 -	52.165	28.048	<b>1:20.213 (1)</b>	<b>88.82</b>		<b>12:02:05.000</b>
3 -	52.822	28.006	1:20.828	88.14	0.615	12:03:25.828
4 -	52.845	<b>27.678</b>	1:20.523	88.47	0.310	12:04:46.351
5 -	52.301	28.022	1:20.323 (3)	88.69	0.110	12:06:06.674
6 -	52.483	28.531	1:21.014	87.94	0.801	12:07:27.688
7 -	<b>52.116</b>	28.153	1:20.269 (2)	88.75	0.056	12:08:47.957

Weather / Track : Cloudy / Dry

Donington Park National  
Circuit Length = 1.9790 miles  
Start: 11:59 Flag 12:07 End: 12:09

# BMCRRC - MRO Championships 2021 - Rnd 5 @ Donington National

## Thunderbike Extreme & Ultra

### RACE 1 - SECTOR ANALYSIS



SECTOR 1 = FL to I1, SECTOR 2 = I1 to FL, DIFF = Difference To Personal Best Lap, P = Crossed Finish Line in Pit Lane, D = Time Disallowed

<b>P21 99 E Michael SIMMONS</b>		Yamaha R6 - Westcountry Windings				
IDEAL LAP TIME : 1:19.125		BEST LAP TIME : 1:19.712		DIFFERENCE : 0.587		
LAP	SECTOR 1	SECTOR 2	LAP TIME	MPH	DIFF	TIME OF DAY
1 -		28.525	1:28.489	80.51	8.777	12:00:47.161
2 -	52.367	28.028	1:20.395	88.62	0.683	12:02:07.556
3 -	52.209	<b>27.701</b>	1:19.910 (3)	89.15	0.198	12:03:27.466
4 -	52.127	28.009	1:20.136	88.90	0.424	12:04:47.602
5 -	52.945	28.323	1:21.268	87.66	1.556	12:06:08.870
6 -	<b>51.424</b>	28.288	<b>1:19.712 (1)</b>	<b>89.37</b>		<b>12:07:28.582</b>
7 -	51.869	27.903	1:19.772 (2)	89.31	0.060	12:08:48.354

<b>P22 201 U Scott WEST</b>		Suzuki GSXR1000 -				
IDEAL LAP TIME : 1:19.279		BEST LAP TIME : 1:19.466		DIFFERENCE : 0.187		
LAP	SECTOR 1	SECTOR 2	LAP TIME	MPH	DIFF	TIME OF DAY
1 -		28.835	1:30.945	78.33	11.479	12:00:49.617
2 -	53.267	28.173	1:21.440	87.48	1.974	12:02:11.057
3 -	52.620	27.655	1:20.275 (3)	88.75	0.809	12:03:31.332
4 -	<b>52.129</b>	27.337	<b>1:19.466 (1)</b>	<b>89.65</b>		<b>12:04:50.798</b>
5 -	53.725	27.787	1:21.512	87.40	2.046	12:06:12.310
6 -	53.446	27.620	1:21.066	87.88	1.600	12:07:33.376
7 -	52.592	<b>27.150</b>	1:19.742 (2)	89.34	0.276	12:08:53.118

<b>P23 14 E Nick KILLWORTH</b>		Aprillia RSV MILLE - Bk Evans racing				
IDEAL LAP TIME : 1:19.659		BEST LAP TIME : 1:19.659		DIFFERENCE : 0.000		
LAP	SECTOR 1	SECTOR 2	LAP TIME	MPH	DIFF	TIME OF DAY
1 -		28.752	1:29.902	79.24	10.243	12:00:48.574
2 -	53.827	28.743	1:22.570	86.28	2.911	12:02:11.144
3 -	52.971	28.594	1:21.565	87.34	1.906	12:03:32.709
4 -	52.308	28.140	1:20.448 (3)	88.56	0.789	12:04:53.157
5 -	52.076	28.040	1:20.116 (2)	88.92	0.457	12:06:13.273
6 -	53.001	28.202	1:21.203	87.73	1.544	12:07:34.476
7 -	<b>52.012</b>	<b>27.647</b>	<b>1:19.659 (1)</b>	<b>89.43</b>		<b>12:08:54.135</b>

<b>P24 119 E Simon HEALEY</b>		Yamaha R1 - Popular Tyres Ltd / Pro Parts Ltd				
IDEAL LAP TIME : 1:19.589		BEST LAP TIME : 1:19.770		DIFFERENCE : 0.181		
LAP	SECTOR 1	SECTOR 2	LAP TIME	MPH	DIFF	TIME OF DAY
1 -		28.428	1:30.236	78.95	10.466	12:00:48.908
2 -	53.187	28.414	1:21.601	87.31	1.831	12:02:10.509
3 -	52.430	<b>27.340</b>	<b>1:19.770 (1)</b>	<b>89.31</b>		<b>12:03:30.279</b>
4 -	<b>52.249</b>	27.545	1:19.794 (2)	89.28	0.024	12:04:50.073
5 -	53.820	28.228	1:22.048	86.83	2.278	12:06:12.121
6 -	52.418	28.403	1:20.821 (3)	88.15	1.051	12:07:32.942
7 -	52.710	28.597	1:21.307	87.62	1.537	12:08:54.249

<b>P25 55 E Nick HODGINS</b>		Suzuki GSXR 750 - Dad, Claire, Super Sam, ASR, Caz				
IDEAL LAP TIME : 1:19.656		BEST LAP TIME : 1:19.894		DIFFERENCE : 0.238		
LAP	SECTOR 1	SECTOR 2	LAP TIME	MPH	DIFF	TIME OF DAY
1 -		28.880	1:31.868	77.55	11.974	12:00:50.540
2 -	53.617	29.015	1:22.632	86.22	2.738	12:02:13.172
3 -	53.828	28.856	1:22.684	86.16	2.790	12:03:35.856
4 -	52.916	<b>27.662</b>	1:20.578 (3)	88.41	0.684	12:04:56.434
5 -	<b>51.994</b>	28.103	1:20.097 (2)	88.95	0.203	12:06:16.531
6 -	52.836	27.996	1:20.832	88.14	0.938	12:07:37.363
7 -	52.230	27.664	<b>1:19.894 (1)</b>	<b>89.17</b>		<b>12:08:57.257</b>

Weather / Track : Cloudy / Dry

Donington Park National  
Circuit Length = 1.9790 miles  
Start: 11:59 Flag 12:07 End: 12:09

# BMCR - MRO Championships 2021 - Rnd 5 @ Donington National

## Thunderbike Extreme & Ultra

### RACE 1 - SECTOR ANALYSIS



SECTOR 1 = FL to I1, SECTOR 2 = I1 to FL, DIFF = Difference To Personal Best Lap, P = Crossed Finish Line in Pit Lane, D = Time Disallowed

P26		6 E		Andrew FIRTH		Yamaha YZF-R1 - LTRmotorcycles.co.uk / Palmer Race Skool /	
IDEAL LAP TIME : 1:18.943		BEST LAP TIME : 1:18.943		DIFFERENCE : 0.000			
LAP	SECTOR 1	SECTOR 2	LAP TIME	MPH	DIFF	TIME OF DAY	
1 -		29.104	1:31.586	77.79	12.643	12:00:50.258	
2 -	53.600	29.129	1:22.729	86.12	3.786	12:02:12.987	
3 -	53.720	29.201	1:22.921	85.92	3.978	12:03:35.908	
4 -	53.610	28.513	1:22.123	86.75	3.180	12:04:58.031	
5 -	52.734	28.078	1:20.812 (3)	88.16	1.869	12:06:18.843	
6 -	52.445	27.917	1:20.362 (2)	88.65	1.419	12:07:39.205	
7 -	<b>51.746</b>	<b>27.197</b>	<b>1:18.943 (1)</b>	<b>90.25</b>		<b>12:08:58.148</b>	

P27		23 U		Justin ROSE		Yamaha R1 -	
IDEAL LAP TIME : 1:21.489		BEST LAP TIME : 1:21.507		DIFFERENCE : 0.018			
LAP	SECTOR 1	SECTOR 2	LAP TIME	MPH	DIFF	TIME OF DAY	
1 -		29.210	1:29.173	79.89	7.666	12:00:47.845	
2 -	55.187	28.654	1:23.841	84.97	2.334	12:02:11.686	
3 -	54.697	28.432	1:23.129	85.70	1.622	12:03:34.815	
4 -	54.365	28.248	1:22.613	86.24	1.106	12:04:57.428	
5 -	54.156	27.950	1:22.106 (3)	86.77	0.599	12:06:19.534	
6 -	54.303	<b>27.773</b>	1:22.076 (2)	86.80	0.569	12:07:41.610	
7 -	<b>53.716</b>	27.791	<b>1:21.507 (1)</b>	<b>87.41</b>		<b>12:09:03.117</b>	

P28		35 E		Stephen HARVEY		Yamaha YZF R1 -	
IDEAL LAP TIME : 1:21.153		BEST LAP TIME : 1:21.620		DIFFERENCE : 0.467			
LAP	SECTOR 1	SECTOR 2	LAP TIME	MPH	DIFF	TIME OF DAY	
1 -		29.618	1:33.116	76.51	11.496	12:00:51.788	
2 -	53.609	28.766	1:22.375	86.49	0.755	12:02:14.163	
3 -	53.469	28.928	1:22.397	86.46	0.777	12:03:36.560	
4 -	53.654	29.008	1:22.662	86.19	1.042	12:04:59.222	
5 -	<b>52.900</b>	28.720	<b>1:21.620 (1)</b>	<b>87.29</b>		<b>12:06:20.842</b>	
6 -	53.831	<b>28.253</b>	1:22.084 (3)	86.79	0.464	12:07:42.926	
7 -	53.287	28.408	1:21.695 (2)	87.21	0.075	12:09:04.621	

P29		24 E		Mark REYNOLDS		Aprilia MILLE -	
IDEAL LAP TIME : 1:20.773		BEST LAP TIME : 1:21.297		DIFFERENCE : 0.524			
LAP	SECTOR 1	SECTOR 2	LAP TIME	MPH	DIFF	TIME OF DAY	
1 -		29.256	1:30.689	78.56	9.392	12:00:49.361	
2 -	54.064	29.699	1:23.763	85.05	2.466	12:02:13.124	
3 -	54.156	29.498	1:23.654	85.16	2.357	12:03:36.778	
4 -	53.033	28.773	1:21.806 (2)	87.09	0.509	12:04:58.584	
5 -	53.192	<b>28.105</b>	<b>1:21.297 (1)</b>	<b>87.63</b>		<b>12:06:19.881</b>	
6 -	54.244	28.889	1:23.133	85.70	1.836	12:07:43.014	
7 -	<b>52.668</b>	29.760	1:22.428 (3)	86.43	1.131	12:09:05.442	

P30		46 E		Adrian DRAPER		Suzuki GSXR 750 - droopy racing uk	
IDEAL LAP TIME : 1:21.292		BEST LAP TIME : 1:21.435		DIFFERENCE : 0.143			
LAP	SECTOR 1	SECTOR 2	LAP TIME	MPH	DIFF	TIME OF DAY	
1 -		29.263	1:33.037	76.57	11.602	12:00:51.709	
2 -	54.280	28.178	1:22.458 (3)	86.40	1.023	12:02:14.167	
3 -	54.205	28.722	1:22.927	85.91	1.492	12:03:37.094	
4 -	54.193	28.338	1:22.531	86.32	1.096	12:04:59.625	
5 -	53.561	<b>28.176</b>	1:21.737 (2)	87.16	0.302	12:06:21.362	
6 -	54.348	28.475	1:22.823	86.02	1.388	12:07:44.185	
7 -	<b>53.116</b>	28.319	<b>1:21.435 (1)</b>	<b>87.48</b>		<b>12:09:05.620</b>	

Weather / Track : Cloudy / Dry

Donington Park National  
Circuit Length = 1.9790 miles  
Start: 11:59 Flag 12:07 End: 12:09

# BMCRC - MRO Championships 2021 - Rnd 5 @ Donington National

## Thunderbike Extreme & Ultra

### RACE 1 - SECTOR ANALYSIS



SECTOR 1 = FL to I1, SECTOR 2 = I1 to FL, DIFF = Difference To Personal Best Lap, P = Crossed Finish Line in Pit Lane, D = Time Disallowed

<b>P31 103 E</b>		<b>Craig GOFFORD</b>		Yamaha R1 4XV - Meala Racing Development		
IDEAL LAP TIME : 1:22.589		BEST LAP TIME : 1:22.589		DIFFERENCE : 0.000		
LAP	SECTOR 1	SECTOR 2	LAP TIME	MPH	DIFF	TIME OF DAY
1 -		29.437	1:34.421	75.45	11.832	12:00:53.093
2 -	<b>53.883</b>	<b>28.706</b>	<b>1:22.589 (1)</b>	<b>86.26</b>		<b>12:02:15.682</b>
3 -	54.031	29.009	1:23.040 (2)	85.79	0.451	12:03:38.722
4 -	54.789	29.138	1:23.927	84.89	1.338	12:05:02.649
5 -	54.419	28.816	1:23.235	85.59	0.646	12:06:25.884
6 -	54.577	29.934	1:24.511	84.30	1.922	12:07:50.395
7 -	54.213	28.936	1:23.149 (3)	85.68	0.560	12:09:13.544

<b>P32 123 E</b>		<b>Claire BECKETT</b>		Suzuki SV650 - P Sheils & Sons		
IDEAL LAP TIME : 1:25.176		BEST LAP TIME : 1:25.543		DIFFERENCE : 0.367		
LAP	SECTOR 1	SECTOR 2	LAP TIME	MPH	DIFF	TIME OF DAY
1 -		30.149	1:34.466	75.41	8.923	12:00:53.138
2 -	<b>55.206</b>	32.127	1:27.333	81.58	1.790	12:02:20.471
3 -	55.743	30.323	1:26.066 (2)	82.78	0.523	12:03:46.537
4 -	56.095	30.564	1:26.659	82.21	1.116	12:05:13.196
5 -	56.107	30.037	1:26.144 (3)	82.70	0.601	12:06:39.340
6 -	55.573	<b>29.970</b>	<b>1:25.543 (1)</b>	<b>83.28</b>		<b>12:08:04.883</b>

<b>P33 152 U</b>		<b>Jason ALLEN</b>		Yamaha R1 4C8 - Reprobate tribe racing.		
IDEAL LAP TIME : 1:27.333		BEST LAP TIME : 1:27.500		DIFFERENCE : 0.167		
LAP	SECTOR 1	SECTOR 2	LAP TIME	MPH	DIFF	TIME OF DAY
1 -		30.751	1:36.556	73.78	9.056	12:00:55.228
2 -	58.430	<b>30.141</b>	1:28.571 (3)	80.43	1.071	12:02:23.799
3 -	<b>57.192</b>	30.308	<b>1:27.500 (1)</b>	<b>81.42</b>		<b>12:03:51.299</b>
4 -	57.559	30.282	1:27.841 (2)	81.10	0.341	12:05:19.140
5 -	58.269	30.691	1:28.960	80.08	1.460	12:06:48.100
6 -	58.810	31.451	1:30.261	78.93	2.761	12:08:18.361

<b>P34 18 E</b>		<b>Stuart ALBON</b>		Honda 954 FIREBLADE - Winter Sun Skydiving		
IDEAL LAP TIME : 1:37.350		BEST LAP TIME : 1:37.988		DIFFERENCE : 0.638		
LAP	SECTOR 1	SECTOR 2	LAP TIME	MPH	DIFF	TIME OF DAY
1 -		34.834	1:49.556	65.03	11.568	12:01:08.228
2 -	1:09.397	35.322	1:44.719	68.03	6.731	12:02:52.947
3 -	1:07.517	33.920	1:41.437	70.23	3.449	12:04:34.384
4 -	1:05.674	<b>32.855</b>	1:38.529 (3)	72.31	0.541	12:06:12.913
5 -	<b>1:04.495</b>	33.493	<b>1:37.988 (1)</b>	<b>72.70</b>		<b>12:07:50.901</b>
6 -	1:05.110	33.236	1:38.346 (2)	72.44	0.358	12:09:29.247

<b>P35 17 U</b>		<b>Jordan KILLWORTH</b>		Kawasaki ZX-10R - Skyline		
IDEAL LAP TIME : 1:15.691		BEST LAP TIME : 1:15.989		DIFFERENCE : 0.298		
LAP	SECTOR 1	SECTOR 2	LAP TIME	MPH	DIFF	TIME OF DAY
1 -		27.990	1:23.728	85.09	7.739	12:00:42.400
2 -	50.406	27.000	1:17.406	92.04	1.417	12:01:59.806
3 -	49.494	27.137	1:16.631 (3)	92.97	0.642	12:03:16.437
4 -	49.488	27.123	1:16.611 (2)	92.99	0.622	12:04:33.048
5 -	49.524	<b>26.465</b>	<b>1:15.989 (1)</b>	<b>93.75</b>		<b>12:05:49.037</b>

Weather / Track : Cloudy / Dry

Donington Park National  
Circuit Length = 1.9790 miles  
Start: 11:59 Flag 12:07 End: 12:09

# BMCRC - MRO Championships 2021 - Rnd 5 @ Donington National

## Thunderbike Extreme & Ultra

### RACE 1 - SECTOR ANALYSIS



SECTOR 1 = FL to I1, SECTOR 2 = I1 to FL, DIFF = Difference To Personal Best Lap, P = Crossed Finish Line in Pit Lane, D = Time Disallowed

<b>P36 22 E Matthew MAY</b>		Honda CBR600F3 - Late Breakers				
IDEAL LAP TIME : 1:19.491		BEST LAP TIME : 1:19.491		DIFFERENCE : 0.000		
LAP	SECTOR 1	SECTOR 2	LAP TIME	MPH	DIFF	TIME OF DAY
1 -		28.166	1:26.693	82.18	7.202	12:00:45.365
2 -	53.318	28.332	1:21.650 <b>(3)</b>	87.25	2.159	12:02:07.015
3 -	52.318	28.161	1:20.479 <b>(2)</b>	88.52	0.988	12:03:27.494
<b>4 -</b>	<b>51.650</b>	<b>27.841</b>	<b>1:19.491 (1)</b>	<b>89.62</b>		<b>12:04:46.985</b>
5 -	57.886	IN PIT	1:33.877 <b>P</b>	75.89	14.386	12:06:20.862

Weather / Track : Cloudy / Dry

Results can be found at [www.tsl-timing.com](http://www.tsl-timing.com)

Page 8 of 8

Donington Park National  
Circuit Length = 1.9790 miles  
Start: 11:59 Flag 12:07 End: 12:09

Printed - 12:10 Saturday, 04 September 2021

# BMCRC - MRO Championships 2021 - Rnd 5 @ Donington National

## Thunderbike Extreme & Ultra

### RACE 1 - BEST SECTORS

SECTOR 1				SECTOR 2				IDEAL / BEST COMPARISON				
POS	NO	NAME	TIME	NO	NAME	TIME	POS	NO	NAME	IDEAL	BEST	DIFF
									<b>PERFECT LAP</b>	<b>1:12.560</b>		
1	11	HARVEY	47.263	275	WILBY	25.297	1	11	HARVEY	1:12.581	1:12.723	0.142
2	275	WILBY	47.420	11	HARVEY	25.318	2	275	WILBY	1:12.717	1:12.836	0.119
3	29	DINSMORE	47.677	1	SAUNDERS	25.492	3	29	DINSMORE	1:13.193	1:13.281	0.088
4	961	SIM	47.724	29	DINSMORE	25.516	4	1	SAUNDERS	1:13.428	1:13.704	0.276
5	1	SAUNDERS	47.936	102	FEARN	25.574	5	961	SIM	1:13.592	1:13.694	0.102
6	5	KILLWORTH	48.208	58	SHEEHAN	25.611	6	102	FEARN	1:13.918	1:14.022	0.104
7	102	FEARN	48.344	961	SIM	25.868	7	58	SHEEHAN	1:14.034	1:14.303	0.269
8	58	SHEEHAN	48.423	5	KILLWORTH	25.930	8	5	KILLWORTH	1:14.138	1:14.180	0.042
9	17	KILLWORTH	49.226	63	WREN	26.080	9	63	WREN	1:15.577	1:16.002	0.425
10	77	MAY	49.423	41	ABRAHAM	26.231	10	17	KILLWORTH	1:15.691	1:15.989	0.298
11	138	REVELEY	49.476	77	MAY	26.342	11	77	MAY	1:15.765	1:15.780	0.015
12	63	WREN	49.497	17	KILLWORTH	26.465	12	41	ABRAHAM	1:16.016	1:16.287	0.271
13	20	SWYER	49.659	7	JENKINS	26.474	13	138	REVELEY	1:16.074	1:16.267	0.193
14	41	ABRAHAM	49.785	138	REVELEY	26.598	14	20	SWYER	1:16.257	1:16.387	0.130
15	258	FRIEND	49.952	20	SWYER	26.598	15	258	FRIEND	1:16.633	1:16.698	0.065
16	117	STAGG	50.345	258	FRIEND	26.681	16	7	JENKINS	1:16.825	1:16.825	0.000
17	7	JENKINS	50.351	165	BUTT	26.780	17	165	BUTT	1:17.307	1:17.307	0.000
18	165	BUTT	50.527	201	WEST	27.150	18	117	STAGG	1:17.904	1:17.904	0.000
19	28	SPENCER	51.180	6	FIRTH	27.197	19	28	SPENCER	1:18.776	1:19.016	0.240
20	99	SIMMONS	51.424	119	HEALEY	27.340	20	6	FIRTH	1:18.943	1:18.943	0.000
21	22	MAY	51.650	117	STAGG	27.559	21	99	SIMMONS	1:19.125	1:19.712	0.587
22	6	FIRTH	51.746	28	SPENCER	27.596	22	201	WEST	1:19.279	1:19.466	0.187
23	999	DWYER	51.851	999	DWYER	27.596	23	999	DWYER	1:19.447	1:19.478	0.031
24	55	HODGINS	51.994	14	KILLWORTH	27.647	24	22	MAY	1:19.491	1:19.491	0.000
25	14	KILLWORTH	52.012	55	HODGINS	27.662	25	119	HEALEY	1:19.589	1:19.770	0.181
26	51	HOGARTH	52.116	51	HOGARTH	27.678	26	55	HODGINS	1:19.656	1:19.894	0.238
27	201	WEST	52.129	99	SIMMONS	27.701	27	14	KILLWORTH	1:19.659	1:19.659	0.000
28	119	HEALEY	52.249	23	ROSE	27.773	28	51	HOGARTH	1:19.794	1:20.213	0.419
29	24	REYNOLDS	52.668	22	MAY	27.841	29	24	REYNOLDS	1:20.773	1:21.297	0.524
30	35	HARVEY	52.900	24	REYNOLDS	28.105	30	35	HARVEY	1:21.153	1:21.620	0.467
31	46	DRAPER	53.116	46	DRAPER	28.176	31	46	DRAPER	1:21.292	1:21.435	0.143
32	23	ROSE	53.716	35	HARVEY	28.253	32	23	ROSE	1:21.489	1:21.507	0.018
33	103	GOFFORD	53.883	103	GOFFORD	28.706	33	103	GOFFORD	1:22.589	1:22.589	0.000
34	123	BECKETT	55.206	123	BECKETT	29.970	34	123	BECKETT	1:25.176	1:25.543	0.367
35	152	ALLEN	57.192	152	ALLEN	30.141	35	152	ALLEN	1:27.333	1:27.500	0.167
36	18	ALBON	1:04.495	18	ALBON	32.855	36	18	ALBON	1:37.350	1:37.988	0.638

Weather / Track : Cloudy / Dry

Donington Park National  
Circuit Length = 1.9790 miles  
Start: 11:59 Flag 12:07 End: 12:09

Results can be found at [www.tsl-timing.com](http://www.tsl-timing.com)

Printed - 12:09 Saturday, 04 September 2021



# BMCRC - MRO Championships 2021 - Rnd 5 @ Donington National

## Thunderbike Extreme & Ultra

### RACE 1 - STATISTICS

**Competitors Started** 36  
**Planned Start** 2021-09-04 @ 11:55:00.000  
**Actual Start** 2021-09-04 @ 11:59:18.671  
**Finish Time** 2021-09-04 @ 12:07:55.204  
**Track Length** 1.9790mi.  
**Total Laps** 245  
**Total Distance Covered** 484.8714mi.

#### Session Fastest Lap History

NO	CL	NAME	LAP TIME	TIME OF DAY	LAP	VEHICLE
11	U	Josh HARVEY	<b>1:12.918</b>	12:01:49.684	2	Yamaha R1
11	U	Josh HARVEY	<b>1:12.723</b>	12:03:02.407	3	Yamaha R1

#### Session Leader History

NO	CL	NAME	FROM LAP	LAPS LED	DISTANCE	VEHICLE
11	U	Josh HARVEY	1	7	13.81 miles	Yamaha R1

#### Flag History

TYPE	TIME OF DAY
GREEN	11:59:18.671
FINISH	12:07:55.204

#### Flag Statistics

TYPE	COUNT	TOTAL LAPS	TOTAL TIME
Green	1	7	10:13.495
Red	0	0	0.000
Safety Car	0	0	0.000
FCY	0	0	0.000

# BMCRC - MRO Championships 2021 - Rnd 5 @ Donington National

## Thunderbike Extreme & Ultra

### RACE 1 - STATISTICS

CLASS : E

19 Starters

#### Fastest Lap History

NO	NAME	LAP TIME	TIME OF DAY	LAP	VEHICLE
1	Andrew SAUNDERS	1:13.973	12:01:51.520	2	Suzuki GSXR 750 K1
1	Andrew SAUNDERS	1:13.728	12:03:05.247	3	Suzuki GSXR 750 K1
1	Andrew SAUNDERS	1:13.704	12:08:01.549	7	Suzuki GSXR 750 K1
961	Jack SIM	1:13.694	12:08:02.537	7	Yamaha R6

#### Leader History

NO	NAME	FROM LAP	LAPS LED	DISTANCE	VEHICLE
1	Andrew SAUNDERS	1	7	13.81 miles	Suzuki GSXR 750 K1

# BMCRC - MRO Championships 2021 - Rnd 5 @ Donington National

## Thunderbike Extreme & Ultra

### RACE 1 - STATISTICS

**CLASS : U**

17 Starters

#### Fastest Lap History

NO	NAME	LAP TIME	TIME OF DAY	LAP	VEHICLE
11	Josh HARVEY	<b>1:12.918</b>	12:01:49.684	2	Yamaha R1
11	Josh HARVEY	<b>1:12.723</b>	12:03:02.407	3	Yamaha R1

#### Leader History

NO	NAME	FROM LAP	LAPS LED	DISTANCE	VEHICLE
11	Josh HARVEY	1	7	13.81 miles	Yamaha R1

# BMCRC - MRO Championships 2021 - Rnd 5 @ Donington National



## Thunderbike Extreme & Ultra

### RACE 12 - GRID (7 Laps)



ROW 12	36	1:37.988	18	Stuart ALBON	35	1:27.500	152	Jason ALLEN	34	1:25.543	123	Claire BECKETT		
ROW 11			33	1:22.589	103	Craig GOFFORD	32	1:21.620	35	Stephen HARVEY	31	1:21.507	23	Justin ROSE
ROW 10	30	1:21.435	46	Adrian DRAPER	29	1:21.297	24	Mark REYNOLDS	28	1:20.213	51	Michael HOGARTH		
ROW 9			27	1:19.894	55	Nick HODGINS	26	1:19.770	119	Simon HEALEY	25	1:19.712	99	Michael SIMMONS
ROW 8	24	1:19.659	14	Nick KILLWORTH	23	1:19.491	22	Matthew MAY	22	1:19.478	999	Jack DWYER		
ROW 7			21	1:19.466	201	Scott WEST	20	1:19.016	28	David SPENCER	19	1:18.943	6	Andrew FIRTH
ROW 6	18	1:17.904	117	Raymond STAGG	17	1:17.307	165	Richard BUTT	16	1:16.825	7	Seb JENKINS		
ROW 5			15	1:16.698	258	Ande FRIEND	14	1:16.387	20	Connor SWYER	13	1:16.287	41	David ABRAHAM
ROW 4	12	1:16.267	138	James REVELEY	11	1:16.002	63	Matthew WREN	10	1:15.989	17	Jordan KILLWORTH		
ROW 3			9	1:15.780	77	David MAY	8	1:14.303	58	James SHEEHAN	7	1:14.180	5	Stacey KILLWORTH
ROW 2	6	1:14.022	102	James FEARN	5	1:13.704	1	Andrew SAUNDERS	4	1:13.694	961	Jack SIM		
ROW 1			3	1:13.281	29	Cecil DINSMORE	2	1:12.836	275	Mark WILBY	1	1:12.723	11	Josh HARVEY
														<b>Pole</b>

These results are provisional until the conclusion of any judicial and technical matters.

Donington Park National  
Circuit Length = 1.9790 miles

Clerk Of Course :	Stewards :	Timekeeper :
-------------------	------------	--------------

Results can be found at [www.tsl-timing.com](http://www.tsl-timing.com)

Printed - 12:11 Saturday, 04 September 2021



# BMCRC - MRO Championships 2021 - Rnd 5 @ Donington National

## Thunderbike Extreme & Ultra RACE 12 - CLASSIFICATION



POS	NO	CL	PIC NAME	ENTRY	LAPS	TIME	GAP	DIFF	MPH	BEST	ON
1	11	U	1 Josh HARVEY	Yamaha R1 - NR Racing	3	3:43.524			95.01	1:12.314	3
2	29	U	2 Cecil DINSMORE	Suzuki GSXR 1000 - KnC Motorsport	3	3:44.664	1.140	1.140	94.52	1:12.884	3
3	275	U	3 Mark WILBY	Suzuki GSXR1000 -	3	3:45.095	1.571	0.431	94.34	1:12.872	3
4	961	E	1 Jack SIM	Yamaha R6 - Platform Lift Engineers Ltd	3	3:48.792	5.268	3.697	92.82	1:13.806	3
5	102	U	4 James FEARN	Suzuki GSXR1000 - Jwf tiling, palmer race skool, th	3	3:49.396	5.872	0.604	92.57	1:14.127	3
6	17	U	5 Jordan KILLWORTH	Kawasaki ZX-10R - Skyline	3	3:50.820	7.296	1.424	92.00	1:14.573	3
7	5	U	6 Stacey KILLWORTH	Suzuki GSXR 1000 - Greenplant/Everns	3	3:50.870	7.346	0.050	91.98	1:14.180	3
8	77	E	2 David MAY	Suzuki GSXR 750 K1 - ELP Racing	3	3:51.946	8.422	1.076	91.56	1:15.279	3
9	63	U	7 Matthew WREN	Suzuki GSXR - TBR performance	3	3:52.319	8.795	0.373	91.41	1:14.850	3
10	258	U	8 Ande FRIEND	Kawasaki ZX10R - Flying colours Motorcycle Traini	3	3:52.957	9.433	0.638	91.16	1:15.614	3
11	138	E	3 James REVELEY	Yamaha R6 - PCN Racing	3	3:55.624	12.100	2.667	90.13	1:16.324	2
12	41	U	9 David ABRAHAM	Yamaha R1 - Cambridge Motorcycles	3	3:55.861	12.337	0.237	90.04	1:16.909	2
13	20	U	10 Connor SWYER	Suzuki GSXR 1000 K6 - WSC Performace & Owkay	3	3:57.363	13.839	1.502	89.47	1:16.635	2
14	7	U	11 Seb JENKINS	Suzuki GSX-R 1000 - Mupo Race Suspension - Enpr	3	3:59.540	16.016	2.177	88.65	1:17.154	2
15	28	E	4 David SPENCER	Suzuki GSXR 600 -	3	4:00.698	17.174	1.158	88.23	1:17.654	3
16	165	U	12 Richard BUTT	Suzuki GSXR1000 - Michelle Harvey	3	4:01.756	18.232	1.058	87.84	1:17.617	3
17	22	E	5 Matthew MAY	Honda CBR600F3 - Late Breakers	3	4:03.080	19.556	1.324	87.36	1:19.121	3
18	51	E	6 Michael HOGARTH	Honda SP1 RC-51 - WHR Racing	3	4:07.838	24.314	4.758	85.69	1:19.893	2
19	23	U	13 Justin ROSE	Yamaha R1 -	3	4:10.400	26.876	2.562	84.81	1:20.727	2
20	6	E	7 Andrew FIRTH	Yamaha YZF-R1 - LTRmotorcycles.co.uk / Palmer F	3	4:10.772	27.248	0.372	84.68	1:20.994	3
21	24	E	8 Mark REYNOLDS	Aprilia MILLE -	3	4:11.281	27.757	0.509	84.51	1:20.499	3
22	119	E	9 Simon HEALEY	Yamaha R1 - Popular Tyres Ltd / Pro Parts Ltd	3	4:11.313	27.789	0.032	84.50	1:20.995	3
23	55	E	10 Nick HODGINS	Suzuki GSXR 750 - Dad, Claire, Super Sam, ASR, C	3	4:11.700	28.176	0.387	84.37	1:20.493	3
24	46	E	11 Adrian DRAPER	Suzuki GSXR 750 - droopy racing uk	3	4:12.988	29.464	1.288	83.94	1:21.138	3
25	144	E	12 Nick CRONIN	Suzuki SV650 -	3	4:15.168	31.644	2.180	83.22	1:21.565	3
26	14	E	13 Nick KILLWORTH	Aprilia RSV MILLE - Bk Evans racing	3	4:16.270	32.746	1.102	82.87	1:22.149	3
27	103	E	14 Craig GOFFORD	Yamaha R1 4XV - Meala Racing Development	3	4:20.264	36.740	3.994	81.59	1:23.789	3
28	152	U	14 Jason ALLEN	Yamaha R1 4C8 - Reprobate tribe racing.	3	4:28.668	45.144	8.404	79.04	1:26.680	2
29	35	E	15 Stephen HARVEY	Yamaha YZF R1 -	3	4:35.825	52.301	7.157	76.99	1:23.591	2

### NOT CLASSIFIED

DNF	117	E	Raymond STAGG	Suzuki K2 750 -	0
DNF	999	U	Jack DWYER	Honda CBR1000RR -	0

### FASTEST LAP

11	U	Josh HARVEY	Yamaha R1 - NR Racing	3	1:12.314	98.52 mph	158.55 kph
961	E	Jack SIM	Yamaha R6 - Platform Lift Engineers Ltd	3	1:13.806	96.53 mph	155.35 kph

Class U - 92.5% of Race Speed = 87.88 mph

Class E - 92.5% of Race Speed = 85.85 mph

Donington Park National: 1.9790 miles

Race Distance: 3 Laps / 5.93 miles

Start: 15:45 Flag 15:48 End: 15:49

Weather / Track : Cloudy / Dry

These results are provisional until the conclusion of any judicial and technical matters.

Clerk Of Course :	Stewards :	Timekeeper :
-------------------	------------	--------------

Results can be found at [www.tsl-timing.com](http://www.tsl-timing.com)

Printed - 15:50 Saturday, 04 September 2021



# BMCRC - MRO Championships 2021 - Rnd 5 @ Donington National

## Thunderbike Extreme & Ultra

### RACE 12 - LAP CHART

LAP 1 @ 15:46:22.373			LAP 2 @ 15:47:35.998			LAP 3 @ 15:48:48.312		
NO	BEHIND	LAP TIME	NO	BEHIND	LAP TIME	NO	BEHIND	LAP TIME
11		1:17.585	11		1:13.625	11		1:12.314
275	0.944	1:18.529	29	0.570	1:12.917	29	1.140	1:12.884
29	1.278	1:18.863	275	1.013	1:13.694	275	1.571	1:12.872
77	2.316	1:19.901	961	3.776	1:14.596	961	5.268	1:13.806
961	2.805	1:20.390	102	4.059	1:14.861	102	5.872	1:14.127
102	2.823	1:20.408	17	5.037	1:15.635	17	7.296	1:14.573
138	2.938	1:20.523	77	5.457	1:16.766	5	7.346	1:14.180
17	3.027	1:20.612	5	5.480	1:15.974	77	8.422	1:15.279
5	3.131	1:20.716	138	5.637	1:16.324	63	8.795	1:14.850
63	3.318	1:20.903	258	6.133	1:16.175	258	9.433	1:15.614
258	3.583	1:21.168	63	6.259	1:16.566	138	12.100	1:18.777
41	4.208	1:21.793	41	7.492	1:16.909	41	12.337	1:17.159
20	5.726	1:23.311	20	8.736	1:16.635	20	13.839	1:17.417
28	7.106	1:24.691	7	10.882	1:17.154	7	16.016	1:17.448
22	7.130	1:24.715	28	11.834	1:18.353	28	17.174	1:17.654
7	7.353	1:24.938	22	12.749	1:19.244	165	18.232	1:17.617
165	8.077	1:25.662	165	12.929	1:18.477	22	19.556	1:19.121
51	9.611	1:27.196	51	15.879	1:19.893	51	24.314	1:20.749
6	10.363	1:27.948	23	17.496	1:20.727	23	26.876	1:21.694
23	10.394	1:27.979	6	18.568	1:21.830	6	27.248	1:20.994
24	11.052	1:28.637	119	19.108	1:21.488	24	27.757	1:20.499
119	11.245	1:28.830	24	19.572	1:22.145	119	27.789	1:20.995
46	11.385	1:28.970	55	19.997	1:21.462	55	28.176	1:20.493
55	12.160	1:29.745	46	20.640	1:22.880	46	29.464	1:21.138
35	12.339	1:29.924	35	22.305	1:23.591	144	31.644	1:21.565
144	13.770	1:31.355	144	22.393	1:22.248	14	32.746	1:22.149
14	14.253	1:31.838	14	22.911	1:22.283	103	36.740	1:23.789
103	14.852	1:32.437	103	25.265	1:24.038	152	45.144	1:27.023
152	17.380	1:34.965	152	30.435	1:26.680	35	52.301	1:42.310

Weather / Track : Cloudy / Dry

Results can be found at [www.tsl-timing.com](http://www.tsl-timing.com)

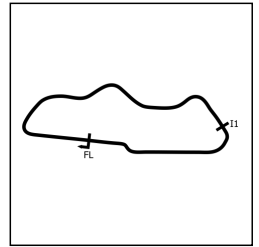
Donington Park National  
Circuit Length = 1.9790 miles  
Start: 15:45 Flag 15:48 End: 15:49

Printed - 15:50 Saturday, 04 September 2021

# BMCRC - MRO Championships 2021 - Rnd 5 @ Donington National

## Thunderbike Extreme & Ultra

### RACE 12 - SECTOR ANALYSIS



SECTOR 1 = FL to I1, SECTOR 2 = I1 to FL, DIFF = Difference To Personal Best Lap, P = Crossed Finish Line in Pit Lane, D = Time Disallowed

<b>P1</b>	<b>11 U</b>	<b>Josh HARVEY</b>	Yamaha R1 - NR Racing			
IDEAL LAP TIME : 1:12.314		BEST LAP TIME : 1:12.314		DIFFERENCE : 0.000		
LAP	SECTOR 1	SECTOR 2	LAP TIME	MPH	DIFF	TIME OF DAY
1 -		25.708	1:17.585	91.82	5.271	15:46:22.373
2 -	47.790	25.835	1:13.625 (2)	96.76	1.311	15:47:35.998
3 -	<b>47.088</b>	<b>25.226</b>	<b>1:12.314 (1)</b>	<b>98.52</b>		<b>15:48:48.312</b>
<b>P2</b>	<b>29 U</b>	<b>Cecil DINSMORE</b>	Suzuki GSXR 1000 - KnC Motorsport			
IDEAL LAP TIME : 1:12.843		BEST LAP TIME : 1:12.884		DIFFERENCE : 0.041		
LAP	SECTOR 1	SECTOR 2	LAP TIME	MPH	DIFF	TIME OF DAY
1 -		26.175	1:18.863	90.34	5.979	15:46:23.651
2 -	<b>47.186</b>	25.731	1:12.917 (2)	97.70	0.033	15:47:36.568
3 -	47.227	<b>25.657</b>	<b>1:12.884 (1)</b>	<b>97.75</b>		<b>15:48:49.452</b>
<b>P3</b>	<b>275 U</b>	<b>Mark WILBY</b>	Suzuki GSXR1000 -			
IDEAL LAP TIME : 1:12.872		BEST LAP TIME : 1:12.872		DIFFERENCE : 0.000		
LAP	SECTOR 1	SECTOR 2	LAP TIME	MPH	DIFF	TIME OF DAY
1 -		25.947	1:18.529	90.72	5.657	15:46:23.317
2 -	47.789	25.905	1:13.694 (2)	96.67	0.822	15:47:37.011
3 -	<b>47.485</b>	<b>25.387</b>	<b>1:12.872 (1)</b>	<b>97.76</b>		<b>15:48:49.883</b>
<b>P4</b>	<b>961 E</b>	<b>Jack SIM</b>	Yamaha R6 - Platform Lift Engineers Ltd			
IDEAL LAP TIME : 1:13.806		BEST LAP TIME : 1:13.806		DIFFERENCE : 0.000		
LAP	SECTOR 1	SECTOR 2	LAP TIME	MPH	DIFF	TIME OF DAY
1 -		27.544	1:20.390	88.62	6.584	15:46:25.178
2 -	48.408	26.188	1:14.596 (2)	95.50	0.790	15:47:39.774
3 -	<b>47.886</b>	<b>25.920</b>	<b>1:13.806 (1)</b>	<b>96.53</b>		<b>15:48:53.580</b>
<b>P5</b>	<b>102 U</b>	<b>James FEARN</b>	Suzuki GSXR1000 - Jwf tiling, palmer race skool, the factory			
IDEAL LAP TIME : 1:14.127		BEST LAP TIME : 1:14.127		DIFFERENCE : 0.000		
LAP	SECTOR 1	SECTOR 2	LAP TIME	MPH	DIFF	TIME OF DAY
1 -		26.805	1:20.408	88.60	6.281	15:46:25.196
2 -	48.790	26.071	1:14.861 (2)	95.17	0.734	15:47:40.057
3 -	<b>48.318</b>	<b>25.809</b>	<b>1:14.127 (1)</b>	<b>96.11</b>		<b>15:48:54.184</b>
<b>P6</b>	<b>17 U</b>	<b>Jordan KILLWORTH</b>	Kawasaki ZX-10R - Skyline			
IDEAL LAP TIME : 1:14.573		BEST LAP TIME : 1:14.573		DIFFERENCE : 0.000		
LAP	SECTOR 1	SECTOR 2	LAP TIME	MPH	DIFF	TIME OF DAY
1 -		26.947	1:20.612	88.38	6.039	15:46:25.400
2 -	49.137	26.498	1:15.635 (2)	94.19	1.062	15:47:41.035
3 -	<b>48.309</b>	<b>26.264</b>	<b>1:14.573 (1)</b>	<b>95.53</b>		<b>15:48:55.608</b>
<b>P7</b>	<b>5 U</b>	<b>Stacey KILLWORTH</b>	Suzuki GSXR 1000 - Greenplant/Everns			
IDEAL LAP TIME : 1:14.180		BEST LAP TIME : 1:14.180		DIFFERENCE : 0.000		
LAP	SECTOR 1	SECTOR 2	LAP TIME	MPH	DIFF	TIME OF DAY
1 -		26.828	1:20.716	88.26	6.536	15:46:25.504
2 -	49.284	26.690	1:15.974 (2)	93.77	1.794	15:47:41.478
3 -	<b>48.010</b>	<b>26.170</b>	<b>1:14.180 (1)</b>	<b>96.04</b>		<b>15:48:55.658</b>
<b>P8</b>	<b>77 E</b>	<b>David MAY</b>	Suzuki GSXR 750 K1 - ELP Racing			
IDEAL LAP TIME : 1:15.279		BEST LAP TIME : 1:15.279		DIFFERENCE : 0.000		
LAP	SECTOR 1	SECTOR 2	LAP TIME	MPH	DIFF	TIME OF DAY
1 -		26.868	1:19.901	89.16	4.622	15:46:24.689
2 -	49.587	27.179	1:16.766 (2)	92.80	1.487	15:47:41.455
3 -	<b>48.736</b>	<b>26.543</b>	<b>1:15.279 (1)</b>	<b>94.64</b>		<b>15:48:56.734</b>

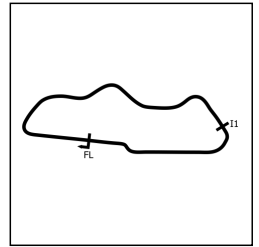
Weather / Track : Cloudy / Dry

Donington Park National  
Circuit Length = 1.9790 miles  
Start: 15:45 Flag 15:48 End: 15:49

# BMCRC - MRO Championships 2021 - Rnd 5 @ Donington National

## Thunderbike Extreme & Ultra

### RACE 12 - SECTOR ANALYSIS



SECTOR 1 = FL to I1, SECTOR 2 = I1 to FL, DIFF = Difference To Personal Best Lap, P = Crossed Finish Line in Pit Lane, D = Time Disallowed

P9 63 U		Matthew WREN		Suzuki GSXR - TBR performance		
IDEAL LAP TIME : 1:14.850		BEST LAP TIME : 1:14.850		DIFFERENCE : 0.000		
LAP	SECTOR 1	SECTOR 2	LAP TIME	MPH	DIFF	TIME OF DAY
1 -		26.567	1:20.903	88.06	6.053	15:46:25.691
2 -	49.872	26.694	1:16.566 (2)	93.05	1.716	15:47:42.257
3 -	<b>48.738</b>	<b>26.112</b>	<b>1:14.850 (1)</b>	<b>95.18</b>		<b>15:48:57.107</b>

P10 258 U		Ande FRIEND		Kawasaki ZX10R - Flying colours Motorcycle Training		
IDEAL LAP TIME : 1:15.611		BEST LAP TIME : 1:15.614		DIFFERENCE : 0.003		
LAP	SECTOR 1	SECTOR 2	LAP TIME	MPH	DIFF	TIME OF DAY
1 -		26.826	1:21.168	87.77	5.554	15:46:25.956
2 -	<b>49.438</b>	26.737	1:16.175 (2)	93.52	0.561	15:47:42.131
3 -	49.441	<b>26.173</b>	<b>1:15.614 (1)</b>	<b>94.22</b>		<b>15:48:57.745</b>

P11 138 E		James REVELEY		Yamaha R6 - PCN Racing		
IDEAL LAP TIME : 1:15.196		BEST LAP TIME : 1:16.324		DIFFERENCE : 1.128		
LAP	SECTOR 1	SECTOR 2	LAP TIME	MPH	DIFF	TIME OF DAY
1 -		27.208	1:20.523	88.47	4.199	15:46:25.311
2 -	49.700	<b>26.624</b>	<b>1:16.324 (1)</b>	<b>93.34</b>		<b>15:47:41.635</b>
3 -	<b>48.572</b>	30.205	1:18.777 (2)	90.44	2.453	15:49:00.412

P12 41 U		David ABRAHAM		Yamaha R1 - Cambridge Motorcycles		
IDEAL LAP TIME : 1:16.789		BEST LAP TIME : 1:16.909		DIFFERENCE : 0.120		
LAP	SECTOR 1	SECTOR 2	LAP TIME	MPH	DIFF	TIME OF DAY
1 -		26.802	1:21.793	87.10	4.884	15:46:26.581
2 -	50.141	<b>26.768</b>	<b>1:16.909 (1)</b>	<b>92.63</b>		<b>15:47:43.490</b>
3 -	<b>50.021</b>	27.138	1:17.159 (2)	92.33	0.250	15:49:00.649

P13 20 U		Connor SWYER		Suzuki GSXR 1000 K6 - WSC Performace & Owkay clothing		
IDEAL LAP TIME : 1:16.383		BEST LAP TIME : 1:16.635		DIFFERENCE : 0.252		
LAP	SECTOR 1	SECTOR 2	LAP TIME	MPH	DIFF	TIME OF DAY
1 -		<b>27.180</b>	1:23.311	85.51	6.676	15:46:28.099
2 -	<b>49.203</b>	27.432	<b>1:16.635 (1)</b>	<b>92.96</b>		<b>15:47:44.734</b>
3 -	49.874	27.543	1:17.417 (2)	92.02	0.782	15:49:02.151

P14 7 U		Seb JENKINS		Suzuki GSX-R 1000 - Mupo Race Suspension - Enpro - DDA grt		
IDEAL LAP TIME : 1:17.154		BEST LAP TIME : 1:17.154		DIFFERENCE : 0.000		
LAP	SECTOR 1	SECTOR 2	LAP TIME	MPH	DIFF	TIME OF DAY
1 -		27.900	1:24.938	83.87	7.784	15:46:29.726
2 -	<b>50.179</b>	<b>26.975</b>	<b>1:17.154 (1)</b>	<b>92.34</b>		<b>15:47:46.880</b>
3 -	50.410	27.038	1:17.448 (2)	91.99	0.294	15:49:04.328

P15 28 E		David SPENCER		Suzuki GSXR 600 -		
IDEAL LAP TIME : 1:17.654		BEST LAP TIME : 1:17.654		DIFFERENCE : 0.000		
LAP	SECTOR 1	SECTOR 2	LAP TIME	MPH	DIFF	TIME OF DAY
1 -		27.954	1:24.691	84.12	7.037	15:46:29.479
2 -	50.772	27.581	1:18.353 (2)	90.93	0.699	15:47:47.832
3 -	<b>50.215</b>	<b>27.439</b>	<b>1:17.654 (1)</b>	<b>91.74</b>		<b>15:49:05.486</b>

P16 165 U		Richard BUTT		Suzuki GSXR1000 - Michelle Harvey		
IDEAL LAP TIME : 1:17.441		BEST LAP TIME : 1:17.617		DIFFERENCE : 0.176		
LAP	SECTOR 1	SECTOR 2	LAP TIME	MPH	DIFF	TIME OF DAY
1 -		27.336	1:25.662	83.17	8.045	15:46:30.450
2 -	51.524	<b>26.953</b>	1:18.477 (2)	90.78	0.860	15:47:48.927
3 -	<b>50.488</b>	27.129	<b>1:17.617 (1)</b>	<b>91.79</b>		<b>15:49:06.544</b>

Weather / Track : Cloudy / Dry

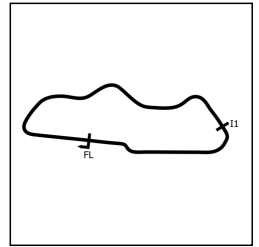
Donington Park National  
Circuit Length = 1.9790 miles  
Start: 15:45 Flag 15:48 End: 15:49



# BMCRC - MRO Championships 2021 - Rnd 5 @ Donington National

## Thunderbike Extreme & Ultra

### RACE 12 - SECTOR ANALYSIS



SECTOR 1 = FL to I1, SECTOR 2 = I1 to FL, DIFF = Difference To Personal Best Lap, P = Crossed Finish Line in Pit Lane, D = Time Disallowed

P17 22 E		Matthew MAY		Honda CBR600F3 - Late Breakers			
IDEAL LAP TIME : 1:18.585		BEST LAP TIME : 1:19.121		DIFFERENCE : 0.536			
LAP	SECTOR 1	SECTOR 2	LAP TIME	MPH	DIFF	TIME OF DAY	
1 -		28.543	1:24.715	84.10	5.594	15:46:29.503	
2 -	51.827	<b>27.417</b>	1:19.244 (2)	89.90	0.123	15:47:48.747	
3 -	<b>51.168</b>	27.953	<b>1:19.121 (1)</b>	<b>90.04</b>		<b>15:49:07.868</b>	

P18 51 E		Michael HOGARTH		Honda SP1 RC-51 - WHR Racing			
IDEAL LAP TIME : 1:19.893		BEST LAP TIME : 1:19.893		DIFFERENCE : 0.000			
LAP	SECTOR 1	SECTOR 2	LAP TIME	MPH	DIFF	TIME OF DAY	
1 -		28.086	1:27.196	81.70	7.303	15:46:31.984	
2 -	<b>52.103</b>	<b>27.790</b>	<b>1:19.893 (1)</b>	<b>89.17</b>		<b>15:47:51.877</b>	
3 -	52.349	28.400	1:20.749 (2)	88.23	0.856	15:49:12.626	

P19 23 U		Justin ROSE		Yamaha R1 -			
IDEAL LAP TIME : 1:20.727		BEST LAP TIME : 1:20.727		DIFFERENCE : 0.000			
LAP	SECTOR 1	SECTOR 2	LAP TIME	MPH	DIFF	TIME OF DAY	
1 -		27.928	1:27.979	80.98	7.252	15:46:32.767	
2 -	<b>53.328</b>	<b>27.399</b>	<b>1:20.727 (1)</b>	<b>88.25</b>		<b>15:47:53.494</b>	
3 -	53.586	28.108	1:21.694 (2)	87.21	0.967	15:49:15.188	

P20 6 E		Andrew FIRTH		Yamaha YZF-R1 - LTRmotorcycles.co.uk / Palmer Race Skool /			
IDEAL LAP TIME : 1:20.994		BEST LAP TIME : 1:20.994		DIFFERENCE : 0.000			
LAP	SECTOR 1	SECTOR 2	LAP TIME	MPH	DIFF	TIME OF DAY	
1 -		28.527	1:27.948	81.00	6.954	15:46:32.736	
2 -	53.738	28.092	1:21.830 (2)	87.06	0.836	15:47:54.566	
3 -	<b>53.051</b>	<b>27.943</b>	<b>1:20.994 (1)</b>	<b>87.96</b>		<b>15:49:15.560</b>	

P21 24 E		Mark REYNOLDS		Aprilia MILLE -			
IDEAL LAP TIME : 1:20.499		BEST LAP TIME : 1:20.499		DIFFERENCE : 0.000			
LAP	SECTOR 1	SECTOR 2	LAP TIME	MPH	DIFF	TIME OF DAY	
1 -		28.926	1:28.637	80.37	8.138	15:46:33.425	
2 -	53.842	28.303	1:22.145 (2)	86.73	1.646	15:47:55.570	
3 -	<b>52.420</b>	<b>28.079</b>	<b>1:20.499 (1)</b>	<b>88.50</b>		<b>15:49:16.069</b>	

P22 119 E		Simon HEALEY		Yamaha R1 - Popular Tyres Ltd / Pro Parts Ltd			
IDEAL LAP TIME : 1:20.986		BEST LAP TIME : 1:20.995		DIFFERENCE : 0.009			
LAP	SECTOR 1	SECTOR 2	LAP TIME	MPH	DIFF	TIME OF DAY	
1 -		28.538	1:28.830	80.20	7.835	15:46:33.618	
2 -	53.214	<b>28.274</b>	1:21.488 (2)	87.43	0.493	15:47:55.106	
3 -	<b>52.712</b>	28.283	<b>1:20.995 (1)</b>	<b>87.96</b>		<b>15:49:16.101</b>	

P23 55 E		Nick HODGINS		Suzuki GSXR 750 - Dad, Claire, Super Sam, ASR, Caz			
IDEAL LAP TIME : 1:20.006		BEST LAP TIME : 1:20.493		DIFFERENCE : 0.487			
LAP	SECTOR 1	SECTOR 2	LAP TIME	MPH	DIFF	TIME OF DAY	
1 -		28.353	1:29.745	79.38	9.252	15:46:34.533	
2 -	53.735	<b>27.727</b>	1:21.462 (2)	87.45	0.969	15:47:55.995	
3 -	<b>52.279</b>	28.214	<b>1:20.493 (1)</b>	<b>88.51</b>		<b>15:49:16.488</b>	

P24 46 E		Adrian DRAPER		Suzuki GSXR 750 - droopy racing uk			
IDEAL LAP TIME : 1:20.931		BEST LAP TIME : 1:21.138		DIFFERENCE : 0.207			
LAP	SECTOR 1	SECTOR 2	LAP TIME	MPH	DIFF	TIME OF DAY	
1 -		<b>28.151</b>	1:28.970	80.07	7.832	15:46:33.758	
2 -	54.027	28.853	1:22.880 (2)	85.96	1.742	15:47:56.638	
3 -	<b>52.780</b>	28.358	<b>1:21.138 (1)</b>	<b>87.80</b>		<b>15:49:17.776</b>	

Weather / Track : Cloudy / Dry

Donington Park National  
Circuit Length = 1.9790 miles  
Start: 15:45 Flag 15:48 End: 15:49

# BMCRC - MRO Championships 2021 - Rnd 5 @ Donington National

## Thunderbike Extreme & Ultra

### RACE 12 - SECTOR ANALYSIS



SECTOR 1 = FL to I1, SECTOR 2 = I1 to FL, DIFF = Difference To Personal Best Lap, P = Crossed Finish Line in Pit Lane, D = Time Disallowed

P25 144 E		Nick CRONIN		Suzuki SV650 -		
IDEAL LAP TIME : 1:21.565		BEST LAP TIME : 1:21.565		DIFFERENCE : 0.000		
LAP	SECTOR 1	SECTOR 2	LAP TIME	MPH	DIFF	TIME OF DAY
1 -		29.521	1:31.355	77.98	9.790	15:46:36.143
2 -	53.029	29.219	1:22.248 (2)	86.62	0.683	15:47:58.391
3 -	<b>52.999</b>	<b>28.566</b>	<b>1:21.565 (1)</b>	<b>87.34</b>		<b>15:49:19.956</b>

P26 14 E		Nick KILLWORTH		Aprillia RSV MILLE - Bk Evans racing		
IDEAL LAP TIME : 1:21.459		BEST LAP TIME : 1:22.149		DIFFERENCE : 0.690		
LAP	SECTOR 1	SECTOR 2	LAP TIME	MPH	DIFF	TIME OF DAY
1 -		29.725	1:31.838	77.57	9.689	15:46:36.626
2 -	<b>53.305</b>	28.978	1:22.283 (2)	86.58	0.134	15:47:58.909
3 -	53.995	<b>28.154</b>	<b>1:22.149 (1)</b>	<b>86.72</b>		<b>15:49:21.058</b>

P27 103 E		Craig GOFFORD		Yamaha R1 4XV - Meala Racing Development		
IDEAL LAP TIME : 1:23.575		BEST LAP TIME : 1:23.789		DIFFERENCE : 0.214		
LAP	SECTOR 1	SECTOR 2	LAP TIME	MPH	DIFF	TIME OF DAY
1 -		29.460	1:32.437	77.07	8.648	15:46:37.225
2 -	<b>54.377</b>	29.661	1:24.038 (2)	84.77	0.249	15:48:01.263
3 -	54.591	<b>29.198</b>	<b>1:23.789 (1)</b>	<b>85.03</b>		<b>15:49:25.052</b>

P28 152 U		Jason ALLEN		Yamaha R1 4C8 - Reprobate tribe racing.		
IDEAL LAP TIME : 1:26.680		BEST LAP TIME : 1:26.680		DIFFERENCE : 0.000		
LAP	SECTOR 1	SECTOR 2	LAP TIME	MPH	DIFF	TIME OF DAY
1 -		30.492	1:34.965	75.02	8.285	15:46:39.753
2 -	<b>56.691</b>	<b>29.989</b>	<b>1:26.680 (1)</b>	<b>82.19</b>		<b>15:48:06.433</b>
3 -	56.718	30.305	1:27.023 (2)	81.87	0.343	15:49:33.456

P29 35 E		Stephen HARVEY		Yamaha YZF R1 -		
IDEAL LAP TIME : 1:22.819		BEST LAP TIME : 1:23.591		DIFFERENCE : 0.772		
LAP	SECTOR 1	SECTOR 2	LAP TIME	MPH	DIFF	TIME OF DAY
1 -		<b>28.784</b>	1:29.924	79.22	6.333	15:46:34.712
2 -	<b>54.035</b>	29.556	<b>1:23.591 (1)</b>	<b>85.23</b>		<b>15:47:58.303</b>
3 -	1:01.873	40.437	1:42.310 (2)	69.63	18.719	15:49:40.613

# BMCRC - MRO Championships 2021 - Rnd 5 @ Donington National

## Thunderbike Extreme & Ultra

### RACE 12 - BEST SECTORS

SECTOR 1			SECTOR 2			IDEAL / BEST COMPARISON						
POS	NO	NAME	TIME	NO	NAME	TIME	POS	NO	NAME	IDEAL	BEST	DIFF
									<b>PERFECT LAP</b>	<b>1:12.314</b>		
1	11	HARVEY	47.088	11	HARVEY	25.226	1	11	HARVEY	1:12.314	1:12.314	0.000
2	29	DINSMORE	47.186	275	WILBY	25.387	2	29	DINSMORE	1:12.843	1:12.884	0.041
3	275	WILBY	47.485	29	DINSMORE	25.657	3	275	WILBY	1:12.872	1:12.872	0.000
4	961	SIM	47.886	102	FEARN	25.809	4	961	SIM	1:13.806	1:13.806	0.000
5	5	KILLWORTH	48.010	961	SIM	25.920	5	102	FEARN	1:14.127	1:14.127	0.000
6	17	KILLWORTH	48.309	63	WREN	26.112	6	5	KILLWORTH	1:14.180	1:14.180	0.000
7	102	FEARN	48.318	5	KILLWORTH	26.170	7	17	KILLWORTH	1:14.573	1:14.573	0.000
8	138	REVELEY	48.572	258	FRIEND	26.173	8	63	WREN	1:14.850	1:14.850	0.000
9	77	MAY	48.736	17	KILLWORTH	26.264	9	138	REVELEY	1:15.196	1:16.324	1.128
10	63	WREN	48.738	77	MAY	26.543	10	77	MAY	1:15.279	1:15.279	0.000
11	20	SWYER	49.203	138	REVELEY	26.624	11	258	FRIEND	1:15.611	1:15.614	0.003
12	258	FRIEND	49.438	41	ABRAHAM	26.768	12	20	SWYER	1:16.383	1:16.635	0.252
13	41	ABRAHAM	50.021	165	BUTT	26.953	13	41	ABRAHAM	1:16.789	1:16.909	0.120
14	7	JENKINS	50.179	7	JENKINS	26.975	14	7	JENKINS	1:17.154	1:17.154	0.000
15	28	SPENCER	50.215	20	SWYER	27.180	15	165	BUTT	1:17.441	1:17.617	0.176
16	165	BUTT	50.488	23	ROSE	27.399	16	28	SPENCER	1:17.654	1:17.654	0.000
17	22	MAY	51.168	22	MAY	27.417	17	22	MAY	1:18.585	1:19.121	0.536
18	51	HOGARTH	52.103	28	SPENCER	27.439	18	51	HOGARTH	1:19.893	1:19.893	0.000
19	55	HODGINS	52.279	55	HODGINS	27.727	19	55	HODGINS	1:20.006	1:20.493	0.487
20	24	REYNOLDS	52.420	51	HOGARTH	27.790	20	24	REYNOLDS	1:20.499	1:20.499	0.000
21	119	HEALEY	52.712	6	FIRTH	27.943	21	23	ROSE	1:20.727	1:20.727	0.000
22	46	DRAPER	52.780	24	REYNOLDS	28.079	22	46	DRAPER	1:20.931	1:21.138	0.207
23	144	CRONIN	52.999	46	DRAPER	28.151	23	119	HEALEY	1:20.986	1:20.995	0.009
24	6	FIRTH	53.051	14	KILLWORTH	28.154	24	6	FIRTH	1:20.994	1:20.994	0.000
25	14	KILLWORTH	53.305	119	HEALEY	28.274	25	14	KILLWORTH	1:21.459	1:22.149	0.690
26	23	ROSE	53.328	144	CRONIN	28.566	26	144	CRONIN	1:21.565	1:21.565	0.000
27	35	HARVEY	54.035	35	HARVEY	28.784	27	35	HARVEY	1:22.819	1:23.591	0.772
28	103	GOFFORD	54.377	103	GOFFORD	29.198	28	103	GOFFORD	1:23.575	1:23.789	0.214
29	152	ALLEN	56.691	152	ALLEN	29.989	29	152	ALLEN	1:26.680	1:26.680	0.000
30												
31												

Weather / Track : Cloudy / Dry

Donington Park National  
 Circuit Length = 1.9790 miles  
 Start: 15:45 Flag 15:48 End: 15:49

Results can be found at [www.tsl-timing.com](http://www.tsl-timing.com)

Printed - 15:50 Saturday, 04 September 2021

# BMCRC - MRO Championships 2021 - Rnd 5 @ Donington National

## Thunderbike Extreme & Ultra

### RACE 12 - STATISTICS

**Competitors Started** 31  
**Planned Start** 2021-09-04 @ 15:43:00.000  
**Actual Start** 2021-09-04 @ 15:45:04.787  
**Finish Time** 2021-09-04 @ 15:48:48.311  
**Track Length** 1.9790mi.  
**Total Laps** 87  
**Total Distance Covered** 172.1788mi.

#### Session Fastest Lap History

NO	CL	NAME	LAP TIME	TIME OF DAY	LAP	VEHICLE
11	U	Josh HARVEY	<b>1:13.625</b>	15:47:36.011	2	Yamaha R1
29	U	Cecil DINSMORE	<b>1:12.917</b>	15:47:36.584	2	Suzuki GSXR 1000
11	U	Josh HARVEY	<b>1:12.314</b>	15:48:48.326	3	Yamaha R1

#### Session Leader History

NO	CL	NAME	FROM LAP	LAPS LED	DISTANCE	VEHICLE
11	U	Josh HARVEY	1	3	5.89 miles	Yamaha R1

#### Flag History

TYPE	TIME OF DAY
GREEN	15:45:04.787
FINISH	15:48:48.311

#### Flag Statistics

TYPE	COUNT	TOTAL LAPS	TOTAL TIME
Green	1	3	4:50.052
Red	0	0	0.000
Safety Car	0	0	0.000
FCY	0	0	0.000

# BMCRC - MRO Championships 2021 - Rnd 5 @ Donington National

## Thunderbike Extreme & Ultra

### RACE 12 - STATISTICS

**CLASS : E**

16 Starters

#### Fastest Lap History

NO	NAME	LAP TIME	TIME OF DAY	LAP	VEHICLE
961	Jack SIM	1:14.596	15:47:39.776	2	Yamaha R6
961	Jack SIM	1:13.806	15:48:53.583	3	Yamaha R6

#### Leader History

NO	NAME	FROM LAP	LAPS LED	DISTANCE	VEHICLE
77	David MAY	1	1	1.94 miles	Suzuki GSXR 750 K1
961	Jack SIM	2	2	3.95 miles	Yamaha R6

Weather / Track : Cloudy / Dry

Results can be found at [www.tsl-timing.com](http://www.tsl-timing.com)

Page 2 of 3

Donington Park National  
Circuit Length = 1.9790 miles  
Start: 15:45 Flag 15:48 End: 15:49

Printed - 15:50 Saturday, 04 September 2021

# BMCRC - MRO Championships 2021 - Rnd 5 @ Donington National

## Thunderbike Extreme & Ultra

### RACE 12 - STATISTICS

**CLASS : U**

15 Starters

#### Fastest Lap History

NO	NAME	LAP TIME	TIME OF DAY	LAP	VEHICLE
11	Josh HARVEY	<b>1:13.625</b>	15:47:36.011	2	Yamaha R1
29	Cecil DINSMORE	<b>1:12.917</b>	15:47:36.584	2	Suzuki GSXR 1000
11	Josh HARVEY	<b>1:12.314</b>	15:48:48.326	3	Yamaha R1

#### Leader History

NO	NAME	FROM LAP	LAPS LED	DISTANCE	VEHICLE
11	Josh HARVEY	1	3	5.89 miles	Yamaha R1

# BMCRC - MRO Championships 2021 - Rnd 5 @ Donington National



## Thunderbike Extreme & Ultra

### RACE 1 - GRID (10 Laps)



ROW 13	39		38		37	<b>18</b> Stuart ALBON
ROW 12	36	<b>123</b> Claire BECKETT	35	<b>99</b> Michael SIMMONS	34	<b>201</b> Scott WEST
ROW 11	33	<b>58</b> James SHEEHAN	32	<b>1</b> Andrew SAUNDERS	31	<b>999</b> Jack DWYER
ROW 10	30	<b>117</b> Raymond STAGG	29	<b>152</b> Jason ALLEN 1:26.680	28	<b>103</b> Craig GOFFORD 1:23.789
ROW 9	27	<b>35</b> Stephen HARVEY 1:23.591	26	<b>14</b> Nick KILLWORTH 1:22.149	25	<b>144</b> Nick CRONIN 1:21.565
ROW 8	24	<b>46</b> Adrian DRAPER 1:21.138	23	<b>119</b> Simon HEALEY 1:20.995	22	<b>6</b> Andrew FIRTH 1:20.994
ROW 7	21	<b>23</b> Justin ROSE 1:20.727	20	<b>24</b> Mark REYNOLDS 1:20.499	19	<b>55</b> Nick HODGINS 1:20.493
ROW 6	18	<b>51</b> Michael HOGARTH 1:19.893	17	<b>22</b> Matthew MAY 1:19.121	16	<b>28</b> David SPENCER 1:17.654
ROW 5	15	<b>165</b> Richard BUTT 1:17.617	14	<b>7</b> Seb JENKINS 1:17.154	13	<b>41</b> David ABRAHAM 1:16.909
ROW 4	12	<b>20</b> Connor SWYER 1:16.635	11	<b>138</b> James REVELEY 1:16.324	10	<b>258</b> Ande FRIEND 1:15.614
ROW 3	9	<b>77</b> David MAY 1:15.279	8	<b>63</b> Matthew WREN 1:14.850	7	<b>17</b> Jordan KILLWORTH 1:14.573
ROW 2	6	<b>5</b> Stacey KILLWORTH 1:14.180	5	<b>102</b> James FEARN 1:14.127	4	<b>961</b> Jack SIM 1:13.806
ROW 1	3	<b>29</b> Cecil DINSMORE 1:12.884	2	<b>275</b> Mark WILBY 1:12.872	1	<b>11</b> Josh HARVEY 1:12.314

**Pole**

These results are provisional until the conclusion of any judicial and technical matters.

Donington Park National  
Circuit Length = 1.9790 miles

Clerk Of Course :	Stewards :	Timekeeper :
-------------------	------------	--------------

Results can be found at [www.tsl-timing.com](http://www.tsl-timing.com)

Printed - 15:52 Saturday, 04 September 2021



# BMCRC - MRO Championships 2021 - Rnd 5 @ Donington National

## Thunderbike Extreme & Ultra RACE 1 - CLASSIFICATION



POS	NO	CL	PIC NAME	ENTRY	LAPS	TIME	GAP	DIFF	MPH	BEST	ON
1	275	U	1 Mark WILBY	Suzuki GSXR1000 -	10	12:14.940			96.75	1:12.622	8
2	11	U	2 Josh HARVEY	Yamaha R1 - NR Racing	10	12:16.473	1.533	1.533	96.55	1:12.569	6
3	961	E	1 Jack SIM	Yamaha R6 - Platform Lift Engineers Ltd	10	12:30.965	16.025	14.492	94.69	1:14.133	2
4	102	U	3 James FEARN	Suzuki GSXR1000 - Jwf tiling, palmer race skool, tr	10	12:31.377	16.437	0.412	94.63	1:14.160	7
5	63	U	4 Matthew WREN	Suzuki GSXR - TBR performance	10	12:32.344	17.404	0.967	94.51	1:13.893	6
6	5	U	5 Stacey KILLWORTH	Suzuki GSXR 1000 - Greenplant/Everns	10	12:33.178	18.238	0.834	94.41	1:13.984	2
7	258	U	6 Ande FRIEND	Kawasaki ZX10R - Flying colours Motorcycle Trainir	10	12:44.460	29.520	11.282	93.01	1:15.456	10
8	77	E	2 David MAY	Suzuki GSXR 750 K1 - ELP Racing	10	12:45.095	30.155	0.635	92.94	1:15.550	8
9	17	U	7 Jordan KILLWORTH	Kawasaki ZX-10R - Skyline	10	12:46.711	31.771	1.616	92.74	1:15.217	7
10	7	U	8 Seb JENKINS	Suzuki GSX-R 1000 - Mupo Race Suspension - Enç	10	12:46.989	32.049	0.278	92.71	1:15.827	7
11	138	E	3 James REVELEY	Yamaha R6 - PCN Racing	10	12:48.425	33.485	1.436	92.53	1:15.542	6
12	58	U	9 James SHEEHAN	Suzuki GSXR 1000 - Sheehan Racing	10	12:54.694	39.754	6.269	91.79	1:14.851	10
13	20	U	10 Connor SWYER	Suzuki GSXR 1000 K6 - WSC Performace & Owkay	10	12:58.138	43.198	3.444	91.38	1:16.543	6
14	165	U	11 Richard BUTT	Suzuki GSXR1000 - Michelle Harvey	10	13:07.498	52.558	9.360	90.29	1:17.570	9
15	41	U	12 David ABRAHAM	Yamaha R1 - Cambridge Motorcycles	10	13:20.201	1:05.261	12.703	88.86	1:16.608	10
16	28	E	4 David SPENCER	Suzuki GSXR 600 -	10	13:22.186	1:07.246	1.985	88.64	1:18.744	3
17	99	E	5 Michael SIMMONS	Yamaha R6 - Westcountry Windings	10	13:25.099	1:10.159	2.913	88.32	1:18.518	9
18	51	E	6 Michael HOGARTH	Honda SP1 RC-51 - WHR Racing	10	13:27.946	1:13.006	2.847	88.01	1:18.962	6
19	6	E	7 Andrew FIRTH	Yamaha YZF-R1 - LTRmotorcycles.co.uk / Palmer	9	12:18.106	1 Lap	1 Lap	86.68	1:20.360	9
20	119	E	8 Simon HEALEY	Yamaha R1 - Popular Tyres Ltd / Pro Parts Ltd	9	12:18.349	1 Lap	0.243	86.65	1:19.250	6
21	55	E	9 Nick HODGINS	Suzuki GSXR 750 - Dad, Claire, Super Sam, ASR, C	9	12:18.969	1 Lap	0.620	86.58	1:20.732	9
22	23	U	13 Justin ROSE	Yamaha R1 -	9	12:19.195	1 Lap	0.226	86.56	1:20.210	8
23	24	E	10 Mark REYNOLDS	Aprilia MILLE -	9	12:19.834	1 Lap	0.639	86.48	1:20.057	8
24	14	E	11 Nick KILLWORTH	Aprillia RSV MILLE - Bk Evans racing	9	12:20.791	1 Lap	0.957	86.37	1:17.685	9
25	46	E	12 Adrian DRAPER	Suzuki GSXR 750 - droopy racing uk	9	12:27.679	1 Lap	6.888	85.57	1:21.262	7
26	144	E	13 Nick CRONIN	Suzuki SV650 -	9	12:33.916	1 Lap	6.237	84.87	1:21.604	6
27	103	E	14 Craig GOFFORD	Yamaha R1 4XV - Meala Racing Development	9	12:42.576	1 Lap	8.660	83.90	1:22.768	7
28	152	U	14 Jason ALLEN	Yamaha R1 4C8 - Reprobate tribe racing.	9	12:54.248	1 Lap	11.672	82.64	1:23.529	2

### NOT CLASSIFIED

DNF	29	U	Cecil DINSMORE	Suzuki GSXR 1000 - KnC Motorsport	3	3:46.905	7 Laps	6 Laps	93.59	1:13.914	2
DNF	35	E	Stephen HARVEY	Yamaha YZF R1 -	0						

### FASTEST LAP

	11	U	Josh HARVEY	Yamaha R1 - NR Racing	6	1:12.569		98.17 mph	158.00 kph		
	961	E	Jack SIM	Yamaha R6 - Platform Lift Engineers Ltd	2	1:14.133		96.10 mph	154.66 kph		

Class U - 92.5% of Race Speed = 89.49 mph

Class E - 92.5% of Race Speed = 87.58 mph

Donington Park National: 1.9790 miles

Race Distance: 10 Laps / 19.79 miles

Start: 09:19 Flag 09:31 End: 09:32

Weather / Track : Cloudy / Dry

These results are provisional until the conclusion of any judicial and technical matters.

Clerk Of Course :	Stewards :	Timekeeper :

Results can be found at [www.tsl-timing.com](http://www.tsl-timing.com)

Printed - 09:37 Sunday, 05 September 2021





# BMCRC - MRO Championships 2021 - Rnd 5 @ Donington National

## Thunderbike Extreme & Ultra

### RACE 1 - LAP CHART

LAP 1 @ 09:20:41.218		
NO	BEHIND	LAP TIME

275		1:17.775
11	0.124	1:17.899
29	1.207	1:18.982
961	1.514	1:19.289
5	1.747	1:19.522
102	2.226	1:20.001
63	2.717	1:20.492
17	3.371	1:21.146
77	3.778	1:21.553
7	4.042	1:21.817
138	4.413	1:22.188
258	4.617	1:22.392
20	5.521	1:23.296
165	6.507	1:24.282
51	8.946	1:26.721
28	9.082	1:26.857
23	10.389	1:28.164
58	11.167	1:28.942
6	11.201	1:28.976
55	11.618	1:29.393
119	12.303	1:30.078
46	12.777	1:30.552
99	12.955	1:30.730
24	13.759	1:31.534
144	13.861	1:31.636
103	15.301	1:33.076
14	15.462	1:33.237
152	16.494	1:34.269
41	16.776	1:34.551

LAP 2 @ 09:21:54.019		
NO	BEHIND	LAP TIME

275		1:12.801
11	0.217	1:12.894
29	2.320	1:13.914
961	2.846	1:14.133
5	2.930	1:13.984
102	3.701	1:14.276
63	4.061	1:14.145
17	6.272	1:15.702
77	6.705	1:15.728
7	7.147	1:15.906
258	7.412	1:15.596
138	7.921	1:16.309
20	9.565	1:16.845
165	11.679	1:17.973
28	16.335	1:20.054
58	16.371	1:18.005
51	17.516	1:21.371
23	19.665	1:22.077
55	20.054	1:21.237
99	20.265	1:20.111
6	21.401	1:23.001
119	21.750	1:22.248
46	22.677	1:22.701
24	23.140	1:22.182
41	23.859	1:19.884
144	24.312	1:23.252
14	25.566	1:22.905
103	26.508	1:24.008
152	27.222	1:23.529

LAP 3 @ 09:23:06.710		
NO	BEHIND	LAP TIME

275		1:12.691
11	0.206	1:12.680
29	3.638	1:14.009
961	4.565	1:14.410
5	4.937	1:14.698
102	5.494	1:14.484
63	6.052	1:14.682
17	10.206	1:16.625
77	10.454	1:16.440
7	10.636	1:16.180
258	10.800	1:16.079
138	11.945	1:16.715
20	14.126	1:17.252
165	16.588	1:17.600
58	19.718	1:16.038
28	22.388	1:18.744
51	25.295	1:20.470
99	27.773	1:20.199
55	28.176	1:20.813
23	29.879	1:22.905
6	29.947	1:21.237
41	30.284	1:19.116
119	30.302	1:21.243
24	30.887	1:20.438
46	32.828	1:22.842
14	33.480	1:20.605
144	34.495	1:22.874
103	37.689	1:23.872
152	38.173	1:23.642

LAP 4 @ 09:24:19.439		
NO	BEHIND	LAP TIME

275		1:12.729
11	0.054	1:12.577
961	6.478	1:14.642
5	7.066	1:14.858
102	7.440	1:14.675
63	7.802	1:14.479
17	13.564	1:16.087
258	13.735	1:15.664
77	14.481	1:16.756
7	14.720	1:16.813
138	15.604	1:16.388
20	18.193	1:16.796
165	22.178	1:18.319
58	23.937	1:16.948
28	29.836	1:20.177
51	33.546	1:20.980
99	33.959	1:18.915
55	37.141	1:21.694
41	37.716	1:20.161
6	38.888	1:21.670
23	39.675	1:22.525
24	40.153	1:21.995
119	40.464	1:22.891
46	43.150	1:23.051
14	43.937	1:23.186
144	45.202	1:23.436
103	50.412	1:25.452
152	50.791	1:25.347

LAP 5 @ 09:25:32.667		
NO	BEHIND	LAP TIME

275		1:13.228
11	0.346	1:13.520
961	8.152	1:14.902
5	8.619	1:14.781
102	8.921	1:14.709
63	9.959	1:15.385
258	16.314	1:15.807
17	16.953	1:16.617
77	17.090	1:15.837
7	17.640	1:16.148
138	18.571	1:16.195
20	21.862	1:16.897
58	27.210	1:16.501
165	28.122	1:19.172
28	36.137	1:19.529
51	40.557	1:20.239
99	40.639	1:19.908
41	43.402	1:18.914
55	45.015	1:21.102
6	46.793	1:21.133
23	47.996	1:21.549
119	48.654	1:21.418
24	48.805	1:21.880
46	52.691	1:22.769
14	53.082	1:22.373
144	54.830	1:22.856
103	1:01.767	1:24.583
152	1:02.496	1:24.933

LAP 6 @ 09:26:45.290		
NO	BEHIND	LAP TIME

275		1:12.623
11	0.292	1:12.569
961	9.836	1:14.307
5	10.503	1:14.507
102	10.724	1:14.426
63	11.229	1:13.893
258	19.862	1:16.171
77	20.494	1:16.027
17	20.850	1:16.520
7	20.975	1:15.958
138	21.490	1:15.542
20	25.782	1:16.543
58	30.018	1:15.431
165	33.435	1:17.936
28	43.160	1:19.646
51	46.896	1:18.962
99	47.238	1:19.222
41	48.449	1:17.670
55	53.459	1:21.067
6	54.717	1:20.547
119	55.281	1:19.250
23	55.917	1:20.544
24	56.558	1:20.376
46	1:01.784	1:21.716
14	1:02.373	1:21.914
144	1:03.811	1:21.604
103	1:12.165	1:23.021

LAP 7 @ 09:27:58.134		
NO	BEHIND	LAP TIME

275		1:12.844
11	0.606	1:13.158
152	1 Lap	1:24.678
961	11.424	1:14.432
102	12.040	1:14.160
5	12.764	1:15.105
63	13.479	1:15.094
258	22.731	1:15.713
17	23.223	1:15.217
77	23.496	1:15.846
7	23.958	1:15.827
138	24.500	1:15.854
20	31.741	1:18.803
58	33.043	1:15.869
165	38.477	1:17.886
28	49.196	1:18.880
99	53.303	1:18.909
41	53.883	1:18.278
51	54.440	1:20.388
55	1:01.839	1:21.224
6	1:02.567	1:20.694
119	1:02.781	1:20.344
23	1:03.444	1:20.371
24	1:04.438	1:20.724
14	1:09.831	1:20.302
46	1:10.202	1:21.262

LAP 8 @ 09:29:10.756		
NO	BEHIND	LAP TIME

275		1:12.622
144	1 Lap	1:21.878
11	0.980	1:12.996
103	1 Lap	1:22.768
961	13.792	1:14.990
152	1 Lap	1:24.818
102	14.688	1:15.270
5	15.167	1:15.025
63	15.171	1:14.314
258	26.170	1:16.061
17	26.355	1:15.754
77	26.424	1:15.550
7	27.487	1:16.151
138	27.816	1:15.938
20	35.829	1:16.710
58	36.735	1:16.314
165	44.101	1:18.246
28	55.794	1:19.220
41	58.954	1:17.693
99	59.739	1:19.058
51	1:01.352	1:19.534
6	1:10.433	1:20.488
119	1:10.737	1:20.578
55	1:10.924	1:21.707
23	1:11.032	1:20.210
24	1:11.873	1:20.057

LAP 9 @ 09:30:24.478		
NO	BEHIND	LAP TIME

275		1:13.722
11	0.602	1:13.344
14	1 Lap	1:18.584

46	1 Lap	1:21.519
144	1 Lap	1:22.613
961	15.337	1:15.267
102	15.818	1:14.852
63	16.781	1:15.332
5	17.094	1:15.649
103	1 Lap	1:23.000
152	1 Lap	1:26.034
258	27.969	1:15.521
77	28.350	1:15.648
17	28.528	1:15.895
7	29.922	1:16.157
138	30.336	1:16.242
20	38.743	1:16.636
58	38.808	1:15.795
165	47.949	1:17.570
28	1:02.203	1:20.131
41	1:02.558	1:17.326
99	1:04.535	1:18.518
51	1:07.192	1:19.562

LAP 10 @ 09:31:38.383		
NO	BEHIND	LAP TIME

275		1:13.905
11	1.533	1:14.836
6	1 Lap	1:20.360
119	1 Lap	1:20.299
55	1 Lap	1:20.732
23	1 Lap	1:20.850
24	1 Lap	1:20.648
14	1 Lap	1:17.685
46	1 Lap	1:21.267
961	16.025	1:14.593
102	16.437	1:14.524
63	17.404	1:14.528
5	18.238	1:15.049
144	1 Lap	1:23.767
103	1 Lap	1:22.796
258	29.520	1:15.456
77	30.155	1:15.710
17	31.771	1:17.148
7	32.049	1:16.032
138	33.485	1:17.054
152	1 Lap	1:26.998
58	39.754	1:14.851
20	43.198	1:18.360
165	52.558	1:18.514
41	1:05.261	1:16.608
28	1:07.246	1:18.948
99	1:10.159	1:19.529
51	1:13.006	1:19.719

Weather / Track : Cloudy / Dry

Donington Park National  
Circuit Length = 1.9790 miles  
Start: 09:19 Flag 09:31 End: 09:32

Results can be found at [www.tsl-timing.com](http://www.tsl-timing.com)

Printed - 09:38 Sunday, 05 September 2021

# BMCR - MRO Championships 2021 - Rnd 5 @ Donington National

## Thunderbike Extreme & Ultra

### RACE 1 - SECTOR ANALYSIS



SECTOR 1 = FL to I1, SECTOR 2 = I1 to FL, DIFF = Difference To Personal Best Lap, P = Crossed Finish Line in Pit Lane, D = Time Disallowed

P1 275 U		Mark WILBY		Suzuki GSXR1000 -		
IDEAL LAP TIME : 1:12.289		BEST LAP TIME : 1:12.622		DIFFERENCE : 0.333		
LAP	SECTOR 1	SECTOR 2	LAP TIME	MPH	DIFF	TIME OF DAY
1 -		25.598	1:17.775	91.60	5.153	09:20:41.218
2 -	47.425	25.376	1:12.801	97.86	0.179	09:21:54.019
3 -	47.373	25.318	1:12.691 (3)	98.01	0.069	09:23:06.710
4 -	47.258	25.471	1:12.729	97.96	0.107	09:24:19.439
5 -	48.064	<b>25.164</b>	1:13.228	97.29	0.606	09:25:32.667
6 -	47.343	25.280	1:12.623 (2)	98.10	0.001	09:26:45.290
7 -	<b>47.125</b>	25.719	1:12.844	97.80	0.222	09:27:58.134
8 -	47.238	25.384	<b>1:12.622 (1)</b>	<b>98.10</b>		<b>09:29:10.756</b>
9 -	48.324	25.398	1:13.722	96.64	1.100	09:30:24.478
10 -	48.372	25.533	1:13.905	96.40	1.283	09:31:38.383

P2 11 U		Josh HARVEY		Yamaha R1 - NR Racing		
IDEAL LAP TIME : 1:12.391		BEST LAP TIME : 1:12.569		DIFFERENCE : 0.178		
LAP	SECTOR 1	SECTOR 2	LAP TIME	MPH	DIFF	TIME OF DAY
1 -		25.531	1:17.899	91.45	5.330	09:20:41.342
2 -	47.715	25.179	1:12.894	97.73	0.325	09:21:54.236
3 -	47.536	<b>25.144</b>	1:12.680 (3)	98.02	0.111	09:23:06.916
4 -	47.375	25.202	1:12.577 (2)	98.16	0.008	09:24:19.493
5 -	48.261	25.259	1:13.520	96.90	0.951	09:25:33.013
6 -	<b>47.247</b>	25.322	<b>1:12.569 (1)</b>	<b>98.17</b>		<b>09:26:45.582</b>
7 -	47.304	25.854	1:13.158	97.38	0.589	09:27:58.740
8 -	47.536	25.460	1:12.996	97.60	0.427	09:29:11.736
9 -	48.063	25.281	1:13.344	97.14	0.775	09:30:25.080
10 -	49.003	25.833	1:14.836	95.20	2.267	09:31:39.916

P3 961 E		Jack SIM		Yamaha R6 - Platform Lift Engineers Ltd		
IDEAL LAP TIME : 1:14.021		BEST LAP TIME : 1:14.133		DIFFERENCE : 0.112		
LAP	SECTOR 1	SECTOR 2	LAP TIME	MPH	DIFF	TIME OF DAY
1 -		26.558	1:19.289	89.85	5.156	09:20:42.732
2 -	<b>48.177</b>	25.956	<b>1:14.133 (1)</b>	<b>96.10</b>		<b>09:21:56.865</b>
3 -	48.313	26.097	1:14.410 (3)	95.74	0.277	09:23:11.275
4 -	48.798	<b>25.844</b>	1:14.642	95.45	0.509	09:24:25.917
5 -	49.016	25.886	1:14.902	95.11	0.769	09:25:40.819
6 -	48.338	25.969	1:14.307 (2)	95.88	0.174	09:26:55.126
7 -	48.294	26.138	1:14.432	95.72	0.299	09:28:09.558
8 -	48.722	26.268	1:14.990	95.00	0.857	09:29:24.548
9 -	49.141	26.126	1:15.267	94.65	1.134	09:30:39.815
10 -	48.675	25.918	1:14.593	95.51	0.460	09:31:54.408

P4 102 U		James FEARN		Suzuki GSXR1000 - Jwf tiling, palmer race skool, the factory		
IDEAL LAP TIME : 1:13.977		BEST LAP TIME : 1:14.160		DIFFERENCE : 0.183		
LAP	SECTOR 1	SECTOR 2	LAP TIME	MPH	DIFF	TIME OF DAY
1 -		26.005	1:20.001	89.05	5.841	09:20:43.444
2 -	48.334	25.942	1:14.276 (2)	95.92	0.116	09:21:57.720
3 -	48.632	25.852	1:14.484	95.65	0.324	09:23:12.204
4 -	48.607	26.068	1:14.675	95.40	0.515	09:24:26.879
5 -	48.938	<b>25.771</b>	1:14.709	95.36	0.549	09:25:41.588
6 -	48.437	25.989	1:14.426 (3)	95.72	0.266	09:26:56.014
7 -	<b>48.206</b>	25.954	<b>1:14.160 (1)</b>	<b>96.07</b>		<b>09:28:10.174</b>
8 -	48.448	26.822	1:15.270	94.65	1.110	09:29:25.444
9 -	48.921	25.931	1:14.852	95.18	0.692	09:30:40.296
10 -	48.350	26.174	1:14.524	95.60	0.364	09:31:54.820

Weather / Track : Cloudy / Dry

Donington Park National  
Circuit Length = 1.9790 miles  
Start: 09:19 Flag 09:31 End: 09:32

# BMCR - MRO Championships 2021 - Rnd 5 @ Donington National

## Thunderbike Extreme & Ultra

### RACE 1 - SECTOR ANALYSIS



SECTOR 1 = FL to I1, SECTOR 2 = I1 to FL, DIFF = Difference To Personal Best Lap, P = Crossed Finish Line in Pit Lane, D = Time Disallowed

P5 63 U		Matthew WREN		Suzuki GSXR - TBR performance		
IDEAL LAP TIME : 1:13.516		BEST LAP TIME : 1:13.893		DIFFERENCE : 0.377		
LAP	SECTOR 1	SECTOR 2	LAP TIME	MPH	DIFF	TIME OF DAY
1 -		26.075	1:20.492	88.51	6.599	09:20:43.935
2 -	48.559	<b>25.586</b>	1:14.145 (2)	96.09	0.252	09:21:58.080
3 -	48.977	25.705	1:14.682	95.39	0.789	09:23:12.762
4 -	48.574	25.905	1:14.479	95.65	0.586	09:24:27.241
5 -	49.137	26.248	1:15.385	94.51	1.492	09:25:42.626
6 -	47.941	25.952	<b>1:13.893 (1)</b>	<b>96.41</b>		<b>09:26:56.519</b>
7 -	48.812	26.282	1:15.094	94.87	1.201	09:28:11.613
8 -	48.323	25.991	1:14.314 (3)	95.87	0.421	09:29:25.927
9 -	49.249	26.083	1:15.332	94.57	1.439	09:30:41.259
10 -	<b>47.930</b>	26.598	1:14.528	95.59	0.635	09:31:55.787

P6 5 U		Stacey KILLWORTH		Suzuki GSXR 1000 - Greenplant/Evens		
IDEAL LAP TIME : 1:13.862		BEST LAP TIME : 1:13.984		DIFFERENCE : 0.122		
LAP	SECTOR 1	SECTOR 2	LAP TIME	MPH	DIFF	TIME OF DAY
1 -		26.318	1:19.522	89.59	5.538	09:20:42.965
2 -	48.306	<b>25.678</b>	<b>1:13.984 (1)</b>	<b>96.29</b>		<b>09:21:56.949</b>
3 -	48.596	26.102	1:14.698 (3)	95.37	0.714	09:23:11.647
4 -	48.974	25.884	1:14.858	95.17	0.874	09:24:26.505
5 -	48.916	25.865	1:14.781	95.27	0.797	09:25:41.286
6 -	48.596	25.911	1:14.507 (2)	95.62	0.523	09:26:55.793
7 -	49.110	25.995	1:15.105	94.86	1.121	09:28:10.898
8 -	48.594	26.431	1:15.025	94.96	1.041	09:29:25.923
9 -	49.522	26.127	1:15.649	94.18	1.665	09:30:41.572
10 -	<b>48.184</b>	26.865	1:15.049	94.93	1.065	09:31:56.621

P7 258 U		Ande FRIEND		Kawasaki ZX10R - Flying colours Motorcycle Training		
IDEAL LAP TIME : 1:15.120		BEST LAP TIME : 1:15.456		DIFFERENCE : 0.336		
LAP	SECTOR 1	SECTOR 2	LAP TIME	MPH	DIFF	TIME OF DAY
1 -		26.170	1:22.392	86.47	6.936	09:20:45.835
2 -	49.224	26.372	1:15.596 (3)	94.24	0.140	09:22:01.431
3 -	49.514	26.565	1:16.079	93.64	0.623	09:23:17.510
4 -	49.606	<b>26.058</b>	1:15.664	94.16	0.208	09:24:33.174
5 -	49.444	26.363	1:15.807	93.98	0.351	09:25:48.981
6 -	49.739	26.432	1:16.171	93.53	0.715	09:27:05.152
7 -	49.394	26.319	1:15.713	94.10	0.257	09:28:20.865
8 -	49.364	26.697	1:16.061	93.67	0.605	09:29:36.926
9 -	49.175	26.346	1:15.521 (2)	94.33	0.065	09:30:52.447
10 -	<b>49.062</b>	26.394	<b>1:15.456 (1)</b>	<b>94.42</b>		<b>09:32:07.903</b>

P8 77 E		David MAY		Suzuki GSXR 750 K1 - ELP Racing		
IDEAL LAP TIME : 1:15.451		BEST LAP TIME : 1:15.550		DIFFERENCE : 0.099		
LAP	SECTOR 1	SECTOR 2	LAP TIME	MPH	DIFF	TIME OF DAY
1 -		26.947	1:21.553	87.36	6.003	09:20:44.996
2 -	49.178	26.550	1:15.728	94.08	0.178	09:22:00.724
3 -	49.195	27.245	1:16.440	93.20	0.890	09:23:17.164
4 -	50.207	26.549	1:16.756	92.82	1.206	09:24:33.920
5 -	49.145	26.692	1:15.837	93.94	0.287	09:25:49.757
6 -	49.193	26.834	1:16.027	93.71	0.477	09:27:05.784
7 -	<b>49.104</b>	26.742	1:15.846	93.93	0.296	09:28:21.630
8 -	49.197	26.353	<b>1:15.550 (1)</b>	<b>94.30</b>		<b>09:29:37.180</b>
9 -	49.301	<b>26.347</b>	1:15.648 (2)	94.18	0.098	09:30:52.828
10 -	49.278	26.432	1:15.710 (3)	94.10	0.160	09:32:08.538

Weather / Track : Cloudy / Dry

Donington Park National  
Circuit Length = 1.9790 miles  
Start: 09:19 Flag 09:31 End: 09:32

# BMCR - MRO Championships 2021 - Rnd 5 @ Donington National

## Thunderbike Extreme & Ultra

### RACE 1 - SECTOR ANALYSIS



SECTOR 1 = FL to I1, SECTOR 2 = I1 to FL, DIFF = Difference To Personal Best Lap, P = Crossed Finish Line in Pit Lane, D = Time Disallowed

P9 17 U		Jordan KILLWORTH		Kawasaki ZX-10R - Skyline		
IDEAL LAP TIME : 1:15.193		BEST LAP TIME : 1:15.217		DIFFERENCE : 0.024		
LAP	SECTOR 1	SECTOR 2	LAP TIME	MPH	DIFF	TIME OF DAY
1 -		27.036	1:21.146	87.80	5.929	09:20:44.589
2 -	49.266	26.436	1:15.702 (2)	94.11	0.485	09:22:00.291
3 -	49.763	26.862	1:16.625	92.98	1.408	09:23:16.916
4 -	49.815	<b>26.272</b>	1:16.087	93.63	0.870	09:24:33.003
5 -	49.635	26.982	1:16.617	92.99	1.400	09:25:49.620
6 -	49.796	26.724	1:16.520	93.10	1.303	09:27:06.140
7 -	<b>48.921</b>	26.296	<b>1:15.217 (1)</b>	<b>94.72</b>		<b>09:28:21.357</b>
8 -	49.174	26.580	1:15.754 (3)	94.04	0.537	09:29:37.111
9 -	49.011	26.884	1:15.895	93.87	0.678	09:30:53.006
10 -	50.282	26.866	1:17.148	92.35	1.931	09:32:10.154

P10 7 U		Seb JENKINS		Suzuki GSX-R 1000 - Mupo Race Suspension - Enpro - DDA gr		
IDEAL LAP TIME : 1:15.599		BEST LAP TIME : 1:15.827		DIFFERENCE : 0.228		
LAP	SECTOR 1	SECTOR 2	LAP TIME	MPH	DIFF	TIME OF DAY
1 -		26.647	1:21.817	87.08	5.990	09:20:45.260
2 -	<b>49.561</b>	26.345	1:15.906 (2)	93.86	0.079	09:22:01.166
3 -	49.627	26.553	1:16.180	93.52	0.353	09:23:17.346
4 -	50.657	26.156	1:16.813	92.75	0.986	09:24:34.159
5 -	49.872	26.276	1:16.148	93.56	0.321	09:25:50.307
6 -	49.596	26.362	1:15.958 (3)	93.79	0.131	09:27:06.265
7 -	49.656	26.171	<b>1:15.827 (1)</b>	<b>93.95</b>		<b>09:28:22.092</b>
8 -	49.584	26.567	1:16.151	93.55	0.324	09:29:38.243
9 -	49.848	26.309	1:16.157	93.55	0.330	09:30:54.400
10 -	49.994	<b>26.038</b>	1:16.032	93.70	0.205	09:32:10.432

P11 138 E		James REVELEY		Yamaha R6 - PCN Racing		
IDEAL LAP TIME : 1:15.464		BEST LAP TIME : 1:15.542		DIFFERENCE : 0.078		
LAP	SECTOR 1	SECTOR 2	LAP TIME	MPH	DIFF	TIME OF DAY
1 -		27.382	1:22.188	86.68	6.646	09:20:45.631
2 -	49.675	26.634	1:16.309	93.36	0.767	09:22:01.940
3 -	49.679	27.036	1:16.715	92.87	1.173	09:23:18.655
4 -	49.782	26.606	1:16.388	93.26	0.846	09:24:35.043
5 -	49.670	26.525	1:16.195	93.50	0.653	09:25:51.238
6 -	<b>49.032</b>	26.510	<b>1:15.542 (1)</b>	<b>94.31</b>		<b>09:27:06.780</b>
7 -	49.326	26.528	1:15.854 (2)	93.92	0.312	09:28:22.634
8 -	49.286	26.652	1:15.938 (3)	93.82	0.396	09:29:38.572
9 -	49.810	<b>26.432</b>	1:16.242	93.44	0.700	09:30:54.814
10 -	50.143	26.911	1:17.054	92.46	1.512	09:32:11.868

P12 58 U		James SHEEHAN		Suzuki GSXR 1000 - Sheehan Racing		
IDEAL LAP TIME : 1:14.851		BEST LAP TIME : 1:14.851		DIFFERENCE : 0.000		
LAP	SECTOR 1	SECTOR 2	LAP TIME	MPH	DIFF	TIME OF DAY
1 -		28.137	1:28.942	80.10	14.091	09:20:52.385
2 -	50.971	27.034	1:18.005	91.33	3.154	09:22:10.390
3 -	49.706	26.332	1:16.038	93.69	1.187	09:23:26.428
4 -	50.121	26.827	1:16.948	92.59	2.097	09:24:43.376
5 -	50.169	26.332	1:16.501	93.13	1.650	09:25:59.877
6 -	49.305	26.126	1:15.431 (2)	94.45	0.580	09:27:15.308
7 -	49.546	26.323	1:15.869	93.90	1.018	09:28:31.177
8 -	49.750	26.564	1:16.314	93.35	1.463	09:29:47.491
9 -	49.449	26.346	1:15.795 (3)	93.99	0.944	09:31:03.286
10 -	<b>49.039</b>	<b>25.812</b>	<b>1:14.851 (1)</b>	<b>95.18</b>		<b>09:32:18.137</b>

Weather / Track : Cloudy / Dry

Donington Park National  
Circuit Length = 1.9790 miles  
Start: 09:19 Flag 09:31 End: 09:32

# BMCR - MRO Championships 2021 - Rnd 5 @ Donington National

## Thunderbike Extreme & Ultra

### RACE 1 - SECTOR ANALYSIS



SECTOR 1 = FL to I1, SECTOR 2 = I1 to FL, DIFF = Difference To Personal Best Lap, P = Crossed Finish Line in Pit Lane, D = Time Disallowed

P13 20 U		Connor SWYER		Suzuki GSXR 1000 K6 - WSC Performace & Owkay clothing			
IDEAL LAP TIME : 1:16.004		BEST LAP TIME : 1:16.543		DIFFERENCE : 0.539			
LAP	SECTOR 1	SECTOR 2	LAP TIME	MPH	DIFF	TIME OF DAY	
1 -		26.901	1:23.296	85.53	6.753	09:20:46.739	
2 -	50.231	26.614	1:16.845	92.71	0.302	09:22:03.584	
3 -	50.178	27.074	1:17.252	92.22	0.709	09:23:20.836	
4 -	50.260	26.536	1:16.796	92.77	0.253	09:24:37.632	
5 -	50.282	26.615	1:16.897	92.65	0.354	09:25:54.529	
6 -	50.071	<b>26.472</b>	<b>1:16.543 (1)</b>	<b>93.08</b>		<b>09:27:11.072</b>	
7 -	51.540	27.263	1:18.803	90.41	2.260	09:28:29.875	
8 -	50.146	26.564	1:16.710 (3)	92.87	0.167	09:29:46.585	
9 -	<b>49.532</b>	27.104	1:16.636 (2)	92.96	0.093	09:31:03.221	
10 -	50.917	27.443	1:18.360	90.92	1.817	09:32:21.581	

P14 165 U		Richard BUTT		Suzuki GSXR1000 - Michelle Harvey			
IDEAL LAP TIME : 1:17.486		BEST LAP TIME : 1:17.570		DIFFERENCE : 0.084			
LAP	SECTOR 1	SECTOR 2	LAP TIME	MPH	DIFF	TIME OF DAY	
1 -		26.848	1:24.282	84.53	6.712	09:20:47.725	
2 -	51.088	26.885	1:17.973	91.37	0.403	09:22:05.698	
3 -	50.750	26.850	1:17.600 (2)	91.81	0.030	09:23:23.298	
4 -	51.383	26.936	1:18.319	90.96	0.749	09:24:41.617	
5 -	52.228	26.944	1:19.172	89.98	1.602	09:26:00.789	
6 -	51.191	<b>26.745</b>	1:17.936	91.41	0.366	09:27:18.725	
7 -	50.981	26.905	1:17.886 (3)	91.47	0.316	09:28:36.611	
8 -	51.210	27.036	1:18.246	91.05	0.676	09:29:54.857	
9 -	<b>50.741</b>	26.829	<b>1:17.570 (1)</b>	<b>91.84</b>		<b>09:31:12.427</b>	
10 -	51.595	26.919	1:18.514	90.74	0.944	09:32:30.941	

P15 41 U		David ABRAHAM		Yamaha R1 - Cambridge Motorcycles			
IDEAL LAP TIME : 1:16.514		BEST LAP TIME : 1:16.608		DIFFERENCE : 0.094			
LAP	SECTOR 1	SECTOR 2	LAP TIME	MPH	DIFF	TIME OF DAY	
1 -		37.880	1:34.551	75.35	17.943	09:20:57.994	
2 -	52.625	27.259	1:19.884	89.18	3.276	09:22:17.878	
3 -	52.084	27.032	1:19.116	90.05	2.508	09:23:36.994	
4 -	53.346	26.815	1:20.161	88.87	3.553	09:24:57.155	
5 -	52.099	26.815	1:18.914	90.28	2.306	09:26:16.069	
6 -	50.764	26.906	1:17.670 (3)	91.72	1.062	09:27:33.739	
7 -	50.899	27.379	1:18.278	91.01	1.670	09:28:52.017	
8 -	50.988	26.705	1:17.693	91.70	1.085	09:30:09.710	
9 -	50.844	<b>26.482</b>	1:17.326 (2)	92.13	0.718	09:31:27.036	
10 -	<b>50.032</b>	26.576	<b>1:16.608 (1)</b>	<b>93.00</b>		<b>09:32:43.644</b>	

P16 28 E		David SPENCER		Suzuki GSXR 600 -			
IDEAL LAP TIME : 1:18.573		BEST LAP TIME : 1:18.744		DIFFERENCE : 0.171			
LAP	SECTOR 1	SECTOR 2	LAP TIME	MPH	DIFF	TIME OF DAY	
1 -		29.360	1:26.857	82.02	8.113	09:20:50.300	
2 -	51.818	28.236	1:20.054	88.99	1.310	09:22:10.354	
3 -	<b>50.986</b>	27.758	<b>1:18.744 (1)</b>	<b>90.47</b>		<b>09:23:29.098</b>	
4 -	52.008	28.169	1:20.177	88.86	1.433	09:24:49.275	
5 -	51.812	27.717	1:19.529	89.58	0.785	09:26:08.804	
6 -	51.958	27.688	1:19.646	89.45	0.902	09:27:28.450	
7 -	51.173	27.707	1:18.880 (2)	90.32	0.136	09:28:47.330	
8 -	51.402	27.818	1:19.220	89.93	0.476	09:30:06.550	
9 -	52.058	28.073	1:20.131	88.91	1.387	09:31:26.681	
10 -	51.361	<b>27.587</b>	1:18.948 (3)	90.24	0.204	09:32:45.629	

Weather / Track : Cloudy / Dry

Donington Park National  
Circuit Length = 1.9790 miles  
Start: 09:19 Flag 09:31 End: 09:32

# BMCRRC - MRO Championships 2021 - Rnd 5 @ Donington National

## Thunderbike Extreme & Ultra

### RACE 1 - SECTOR ANALYSIS



SECTOR 1 = FL to I1, SECTOR 2 = I1 to FL, DIFF = Difference To Personal Best Lap, P = Crossed Finish Line in Pit Lane, D = Time Disallowed

P17 99 E		Michael SIMMONS		Yamaha R6 - Westcountry Windings		
IDEAL LAP TIME : 1:18.370		BEST LAP TIME : 1:18.518		DIFFERENCE : 0.148		
LAP	SECTOR 1	SECTOR 2	LAP TIME	MPH	DIFF	TIME OF DAY
1 -		28.512	1:30.730	78.52	12.212	09:20:54.173
2 -	52.636	27.475	1:20.111	88.93	1.593	09:22:14.284
3 -	52.662	27.537	1:20.199	88.83	1.681	09:23:34.483
4 -	51.612	<b>27.303</b>	1:18.915 (3)	90.28	0.397	09:24:53.398
5 -	52.341	27.567	1:19.908	89.16	1.390	09:26:13.306
6 -	51.450	27.772	1:19.222	89.93	0.704	09:27:32.528
7 -	51.360	27.549	1:18.909 (2)	90.28	0.391	09:28:51.437
8 -	51.235	27.823	1:19.058	90.11	0.540	09:30:10.495
9 -	<b>51.067</b>	27.451	<b>1:18.518 (1)</b>	<b>90.73</b>		<b>09:31:29.013</b>
10 -	51.453	28.076	1:19.529	89.58	1.011	09:32:48.542

P18 51 E		Michael HOGARTH		Honda SP1 RC-51 - WHR Racing		
IDEAL LAP TIME : 1:18.778		BEST LAP TIME : 1:18.962		DIFFERENCE : 0.184		
LAP	SECTOR 1	SECTOR 2	LAP TIME	MPH	DIFF	TIME OF DAY
1 -		28.240	1:26.721	82.15	7.759	09:20:50.164
2 -	53.018	28.353	1:21.371	87.55	2.409	09:22:11.535
3 -	52.281	28.189	1:20.470	88.53	1.508	09:23:32.005
4 -	52.947	28.033	1:20.980	87.98	2.018	09:24:52.985
5 -	52.442	27.797	1:20.239	88.79	1.277	09:26:13.224
6 -	<b>51.114</b>	27.848	<b>1:18.962 (1)</b>	<b>90.22</b>		<b>09:27:32.186</b>
7 -	51.712	28.676	1:20.388	88.62	1.426	09:28:52.574
8 -	51.723	27.811	1:19.534 (2)	89.57	0.572	09:30:12.108
9 -	51.840	27.722	1:19.562 (3)	89.54	0.600	09:31:31.670
10 -	52.055	<b>27.664</b>	1:19.719	89.37	0.757	09:32:51.389

P19 6 E		Andrew FIRTH		Yamaha YZF-R1 - LTRmotorcycles.co.uk / Palmer Race Skool /		
IDEAL LAP TIME : 1:20.183		BEST LAP TIME : 1:20.360		DIFFERENCE : 0.177		
LAP	SECTOR 1	SECTOR 2	LAP TIME	MPH	DIFF	TIME OF DAY
1 -		28.838	1:28.976	80.07	8.616	09:20:52.419
2 -	54.914	28.087	1:23.001	85.83	2.641	09:22:15.420
3 -	53.089	28.148	1:21.237	87.70	0.877	09:23:36.657
4 -	53.907	<b>27.763</b>	1:21.670	87.23	1.310	09:24:58.327
5 -	53.309	27.824	1:21.133	87.81	0.773	09:26:19.460
6 -	52.584	27.963	1:20.547 (3)	88.45	0.187	09:27:40.007
7 -	52.930	27.764	1:20.694	88.29	0.334	09:29:00.701
8 -	<b>52.420</b>	28.068	1:20.488 (2)	88.51	0.128	09:30:21.189
9 -	52.430	27.930	<b>1:20.360 (1)</b>	<b>88.65</b>		<b>09:31:41.549</b>

P20 119 E		Simon HEALEY		Yamaha R1 - Popular Tyres Ltd / Pro Parts Ltd		
IDEAL LAP TIME : 1:19.250		BEST LAP TIME : 1:19.250		DIFFERENCE : 0.000		
LAP	SECTOR 1	SECTOR 2	LAP TIME	MPH	DIFF	TIME OF DAY
1 -		28.595	1:30.078	79.09	10.828	09:20:53.521
2 -	54.035	28.213	1:22.248	86.62	2.998	09:22:15.769
3 -	53.225	28.018	1:21.243	87.69	1.993	09:23:37.012
4 -	54.895	27.996	1:22.891	85.95	3.641	09:24:59.903
5 -	53.321	28.097	1:21.418	87.50	2.168	09:26:21.321
6 -	<b>51.836</b>	<b>27.414</b>	<b>1:19.250 (1)</b>	<b>89.90</b>		<b>09:27:40.571</b>
7 -	52.694	27.650	1:20.344 (3)	88.67	1.094	09:29:00.915
8 -	52.468	28.110	1:20.578	88.41	1.328	09:30:21.493
9 -	52.671	27.628	1:20.299 (2)	88.72	1.049	09:31:41.792

Weather / Track : Cloudy / Dry

Donington Park National  
Circuit Length = 1.9790 miles  
Start: 09:19 Flag 09:31 End: 09:32

# BMCRC - MRO Championships 2021 - Rnd 5 @ Donington National

## Thunderbike Extreme & Ultra

### RACE 1 - SECTOR ANALYSIS



SECTOR 1 = FL to I1, SECTOR 2 = I1 to FL, DIFF = Difference To Personal Best Lap, P = Crossed Finish Line in Pit Lane, D = Time Disallowed

P21 55 E		Nick HODGINS		Suzuki GSXR 750 - Dad, Claire, Super Sam, ASR, Caz		
IDEAL LAP TIME : 1:20.332		BEST LAP TIME : 1:20.732		DIFFERENCE : 0.400		
LAP	SECTOR 1	SECTOR 2	LAP TIME	MPH	DIFF	TIME OF DAY
1 -		28.750	1:29.393	79.70	8.661	09:20:52.836
2 -	53.648	<b>27.589</b>	1:21.237	87.70	0.505	09:22:14.073
3 -	<b>52.743</b>	28.070	1:20.813 (2)	88.16	0.081	09:23:34.886
4 -	53.736	27.958	1:21.694	87.21	0.962	09:24:56.580
5 -	53.152	27.950	1:21.102	87.84	0.370	09:26:17.682
6 -	52.966	28.101	1:21.067 (3)	87.88	0.335	09:27:38.749
7 -	53.292	27.932	1:21.224	87.71	0.492	09:28:59.973
8 -	52.918	28.789	1:21.707	87.19	0.975	09:30:21.680
9 -	53.120	27.612	<b>1:20.732 (1)</b>	<b>88.25</b>		<b>09:31:42.412</b>

P22 23 U		Justin ROSE		Yamaha R1 -		
IDEAL LAP TIME : 1:19.939		BEST LAP TIME : 1:20.210		DIFFERENCE : 0.271		
LAP	SECTOR 1	SECTOR 2	LAP TIME	MPH	DIFF	TIME OF DAY
1 -		28.584	1:28.164	80.81	7.954	09:20:51.607
2 -	54.255	27.822	1:22.077	86.80	1.867	09:22:13.684
3 -	54.268	28.637	1:22.905	85.93	2.695	09:23:36.589
4 -	54.629	27.896	1:22.525	86.33	2.315	09:24:59.114
5 -	53.368	28.181	1:21.549	87.36	1.339	09:26:20.663
6 -	53.098	<b>27.446</b>	1:20.544 (3)	88.45	0.334	09:27:41.207
7 -	52.819	27.552	1:20.371 (2)	88.64	0.161	09:29:01.578
8 -	<b>52.493</b>	27.717	<b>1:20.210 (1)</b>	<b>88.82</b>		<b>09:30:21.788</b>
9 -	53.273	27.577	1:20.850	88.12	0.640	09:31:42.638

P23 24 E		Mark REYNOLDS		Aprilia MILLE -		
IDEAL LAP TIME : 1:20.057		BEST LAP TIME : 1:20.057		DIFFERENCE : 0.000		
LAP	SECTOR 1	SECTOR 2	LAP TIME	MPH	DIFF	TIME OF DAY
1 -		29.254	1:31.534	77.83	11.477	09:20:54.977
2 -	53.538	28.644	1:22.182	86.69	2.125	09:22:17.159
3 -	52.454	27.984	1:20.438 (3)	88.57	0.381	09:23:37.597
4 -	53.840	28.155	1:21.995	86.89	1.938	09:24:59.592
5 -	53.264	28.616	1:21.880	87.01	1.823	09:26:21.472
6 -	52.568	27.808	1:20.376 (2)	88.64	0.319	09:27:41.848
7 -	52.618	28.106	1:20.724	88.25	0.667	09:29:02.572
8 -	<b>52.384</b>	<b>27.673</b>	<b>1:20.057 (1)</b>	<b>88.99</b>		<b>09:30:22.629</b>
9 -	52.761	27.887	1:20.648	88.34	0.591	09:31:43.277

P24 14 E		Nick KILLWORTH		Aprilia RSV MILLE - Bk Evans racing		
IDEAL LAP TIME : 1:17.685		BEST LAP TIME : 1:17.685		DIFFERENCE : 0.000		
LAP	SECTOR 1	SECTOR 2	LAP TIME	MPH	DIFF	TIME OF DAY
1 -		29.374	1:33.237	76.41	15.552	09:20:56.680
2 -	54.647	28.258	1:22.905	85.93	5.220	09:22:19.585
3 -	52.518	28.087	1:20.605	88.38	2.920	09:23:40.190
4 -	54.805	28.381	1:23.186	85.64	5.501	09:25:03.376
5 -	53.615	28.758	1:22.373	86.49	4.688	09:26:25.749
6 -	53.368	28.546	1:21.914	86.97	4.229	09:27:47.663
7 -	52.723	27.579	1:20.302 (3)	88.72	2.617	09:29:07.965
8 -	51.107	27.477	1:18.584 (2)	90.66	0.899	09:30:26.549
9 -	<b>50.319</b>	<b>27.366</b>	<b>1:17.685 (1)</b>	<b>91.71</b>		<b>09:31:44.234</b>

Weather / Track : Cloudy / Dry

Donington Park National  
Circuit Length = 1.9790 miles  
Start: 09:19 Flag 09:31 End: 09:32

# BMCRC - MRO Championships 2021 - Rnd 5 @ Donington National

## Thunderbike Extreme & Ultra

### RACE 1 - SECTOR ANALYSIS



SECTOR 1 = FL to I1, SECTOR 2 = I1 to FL, DIFF = Difference To Personal Best Lap, P = Crossed Finish Line in Pit Lane, D = Time Disallowed

P25 46 E		Adrian DRAPER		Suzuki GSXR 750 - droopy racing uk			
IDEAL LAP TIME : 1:21.055		BEST LAP TIME : 1:21.262		DIFFERENCE : 0.207			
LAP	SECTOR 1	SECTOR 2	LAP TIME	MPH	DIFF	TIME OF DAY	
1 -		29.319	1:30.552	78.67	9.290	09:20:53.995	
2 -	54.016	28.685	1:22.701	86.14	1.439	09:22:16.696	
3 -	54.248	28.594	1:22.842	86.00	1.580	09:23:39.538	
4 -	54.517	28.534	1:23.051	85.78	1.789	09:25:02.589	
5 -	54.220	28.549	1:22.769	86.07	1.507	09:26:25.358	
6 -	53.574	28.142	1:21.716	87.18	0.454	09:27:47.074	
7 -	<b>53.106</b>	28.156	<b>1:21.262 (1)</b>	<b>87.67</b>		<b>09:29:08.336</b>	
8 -	53.364	28.155	1:21.519 (3)	87.39	0.257	09:30:29.855	
9 -	53.318	<b>27.949</b>	1:21.267 (2)	87.66	0.005	09:31:51.122	

P26 144 E		Nick CRONIN		Suzuki SV650 -			
IDEAL LAP TIME : 1:21.604		BEST LAP TIME : 1:21.604		DIFFERENCE : 0.000			
LAP	SECTOR 1	SECTOR 2	LAP TIME	MPH	DIFF	TIME OF DAY	
1 -		29.748	1:31.636	77.74	10.032	09:20:55.079	
2 -	53.990	29.262	1:23.252	85.57	1.648	09:22:18.331	
3 -	53.276	29.598	1:22.874	85.96	1.270	09:23:41.205	
4 -	54.279	29.157	1:23.436	85.39	1.832	09:25:04.641	
5 -	53.640	29.216	1:22.856	85.98	1.252	09:26:27.497	
6 -	<b>52.559</b>	<b>29.045</b>	<b>1:21.604 (1)</b>	<b>87.30</b>		<b>09:27:49.101</b>	
7 -	52.812	29.066	1:21.878 (2)	87.01	0.274	09:29:10.979	
8 -	52.746	29.867	1:22.613 (3)	86.24	1.009	09:30:33.592	
9 -	54.002	29.765	1:23.767	85.05	2.163	09:31:57.359	

P27 103 E		Craig GOFFORD		Yamaha R1 4XV - Meala Racing Development			
IDEAL LAP TIME : 1:22.320		BEST LAP TIME : 1:22.768		DIFFERENCE : 0.448			
LAP	SECTOR 1	SECTOR 2	LAP TIME	MPH	DIFF	TIME OF DAY	
1 -		29.720	1:33.076	76.54	10.308	09:20:56.519	
2 -	54.550	29.458	1:24.008	84.80	1.240	09:22:20.527	
3 -	54.735	29.137	1:23.872	84.94	1.104	09:23:44.399	
4 -	55.985	29.467	1:25.452	83.37	2.684	09:25:09.851	
5 -	55.680	28.903	1:24.583	84.23	1.815	09:26:34.434	
6 -	54.329	28.692	1:23.021	85.81	0.253	09:27:57.455	
7 -	<b>53.797</b>	28.971	<b>1:22.768 (1)</b>	<b>86.07</b>		<b>09:29:20.223</b>	
8 -	54.477	<b>28.523</b>	1:23.000 (3)	85.83	0.232	09:30:43.223	
9 -	53.857	28.939	1:22.796 (2)	86.05	0.028	09:32:06.019	

P28 152 U		Jason ALLEN		Yamaha R1 4C8 - Reprobate tribe racing.			
IDEAL LAP TIME : 1:23.239		BEST LAP TIME : 1:23.529		DIFFERENCE : 0.290			
LAP	SECTOR 1	SECTOR 2	LAP TIME	MPH	DIFF	TIME OF DAY	
1 -		29.758	1:34.269	75.57	10.740	09:20:57.712	
2 -	54.708	<b>28.821</b>	<b>1:23.529 (1)</b>	<b>85.29</b>		<b>09:22:21.241</b>	
3 -	<b>54.418</b>	29.224	1:23.642 (2)	85.18	0.113	09:23:44.883	
4 -	55.956	29.391	1:25.347	83.47	1.818	09:25:10.230	
5 -	55.697	29.236	1:24.933	83.88	1.404	09:26:35.163	
6 -	55.423	29.255	1:24.678 (3)	84.13	1.149	09:27:59.841	
7 -	55.455	29.363	1:24.818	83.99	1.289	09:29:24.659	
8 -	55.910	30.124	1:26.034	82.81	2.505	09:30:50.693	
9 -	56.616	30.382	1:26.998	81.89	3.469	09:32:17.691	

P29 29 U		Cecil DINSMORE		Suzuki GSXR 1000 - KnC Motorsport			
IDEAL LAP TIME : 1:13.738		BEST LAP TIME : 1:13.914		DIFFERENCE : 0.176			
LAP	SECTOR 1	SECTOR 2	LAP TIME	MPH	DIFF	TIME OF DAY	
1 -		25.993	1:18.982	90.20	5.068	09:20:42.425	
2 -	<b>48.033</b>	25.881	<b>1:13.914 (1)</b>	<b>96.39</b>		<b>09:21:56.339</b>	
3 -	48.304	<b>25.705</b>	1:14.009 (2)	96.26	0.095	09:23:10.348	

Weather / Track : Cloudy / Dry

Donington Park National  
Circuit Length = 1.9790 miles  
Start: 09:19 Flag 09:31 End: 09:32



# BMCRC - MRO Championships 2021 - Rnd 5 @ Donington National

## Thunderbike Extreme & Ultra

### RACE 1 - BEST SECTORS

SECTOR 1			SECTOR 2			IDEAL / BEST COMPARISON						
POS	NO	NAME	TIME	NO	NAME	TIME	POS	NO	NAME	IDEAL	BEST	DIFF
									<b>PERFECT LAP</b>	<b>1:12.269</b>		
1	275	WILBY	47.125	11	HARVEY	25.144	1	275	WILBY	1:12.289	1:12.622	0.333
2	11	HARVEY	47.247	275	WILBY	25.164	2	11	HARVEY	1:12.391	1:12.569	0.178
3	63	WREN	47.930	63	WREN	25.586	3	63	WREN	1:13.516	1:13.893	0.377
4	29	DINSMORE	48.033	5	KILLWORTH	25.678	4	29	DINSMORE	1:13.738	1:13.914	0.176
5	961	SIM	48.177	29	DINSMORE	25.705	5	5	KILLWORTH	1:13.862	1:13.984	0.122
6	5	KILLWORTH	48.184	102	FEARN	25.771	6	102	FEARN	1:13.977	1:14.160	0.183
7	102	FEARN	48.206	58	SHEEHAN	25.812	7	961	SIM	1:14.021	1:14.133	0.112
8	17	KILLWORTH	48.921	961	SIM	25.844	8	58	SHEEHAN	1:14.851	1:14.851	0.000
9	138	REVELEY	49.032	7	JENKINS	26.038	9	258	FRIEND	1:15.120	1:15.456	0.336
10	58	SHEEHAN	49.039	258	FRIEND	26.058	10	17	KILLWORTH	1:15.193	1:15.217	0.024
11	258	FRIEND	49.062	17	KILLWORTH	26.272	11	77	MAY	1:15.451	1:15.550	0.099
12	77	MAY	49.104	77	MAY	26.347	12	138	REVELEY	1:15.464	1:15.542	0.078
13	20	SWYER	49.532	138	REVELEY	26.432	13	7	JENKINS	1:15.599	1:15.827	0.228
14	7	JENKINS	49.561	20	SWYER	26.472	14	20	SWYER	1:16.004	1:16.543	0.539
15	41	ABRAHAM	50.032	41	ABRAHAM	26.482	15	41	ABRAHAM	1:16.514	1:16.608	0.094
16	14	KILLWORTH	50.319	165	BUTT	26.745	16	165	BUTT	1:17.486	1:17.570	0.084
17	165	BUTT	50.741	99	SIMMONS	27.303	17	14	KILLWORTH	1:17.685	1:17.685	0.000
18	28	SPENCER	50.986	14	KILLWORTH	27.366	18	99	SIMMONS	1:18.370	1:18.518	0.148
19	99	SIMMONS	51.067	119	HEALEY	27.414	19	28	SPENCER	1:18.573	1:18.744	0.171
20	51	HOGARTH	51.114	23	ROSE	27.446	20	51	HOGARTH	1:18.778	1:18.962	0.184
21	119	HEALEY	51.836	28	SPENCER	27.587	21	119	HEALEY	1:19.250	1:19.250	0.000
22	24	REYNOLDS	52.384	55	HODGINS	27.589	22	23	ROSE	1:19.939	1:20.210	0.271
23	6	FIRTH	52.420	51	HOGARTH	27.664	23	24	REYNOLDS	1:20.057	1:20.057	0.000
24	23	ROSE	52.493	24	REYNOLDS	27.673	24	6	FIRTH	1:20.183	1:20.360	0.177
25	144	CRONIN	52.559	6	FIRTH	27.763	25	55	HODGINS	1:20.332	1:20.732	0.400
26	55	HODGINS	52.743	46	DRAPER	27.949	26	46	DRAPER	1:21.055	1:21.262	0.207
27	46	DRAPER	53.106	103	GOFFORD	28.523	27	144	CRONIN	1:21.604	1:21.604	0.000
28	103	GOFFORD	53.797	152	ALLEN	28.821	28	103	GOFFORD	1:22.320	1:22.768	0.448
29	152	ALLEN	54.418	144	CRONIN	29.045	29	152	ALLEN	1:23.239	1:23.529	0.290
30												

Weather / Track : Cloudy / Dry

Results can be found at [www.tsl-timing.com](http://www.tsl-timing.com)

Donington Park National  
 Circuit Length = 1.9790 miles  
 Start: 09:19 Flag 09:31 End: 09:32

Printed - 09:38 Sunday, 05 September 2021

# BMCRC - MRO Championships 2021 - Rnd 5 @ Donington National

## Thunderbike Extreme & Ultra

### RACE 1 - STATISTICS

**Competitors Started** 29  
**Planned Start** 2021-09-05 @ 09:20:00.000  
**Actual Start** 2021-09-05 @ 09:19:23.442  
**Finish Time** 2021-09-05 @ 09:31:38.382  
**Track Length** 1.9790mi.  
**Total Laps** 273  
**Total Distance Covered** 540.2853mi.

#### Session Fastest Lap History

NO	CL	NAME	LAP TIME	TIME OF DAY	LAP	VEHICLE
275	U	Mark WILBY	1:12.801	09:21:54.024	2	Suzuki GSXR1000
275	U	Mark WILBY	1:12.691	09:23:06.714	3	Suzuki GSXR1000
11	U	Josh HARVEY	1:12.680	09:23:06.930	3	Yamaha R1
11	U	Josh HARVEY	1:12.577	09:24:19.493	4	Yamaha R1
11	U	Josh HARVEY	1:12.569	09:26:45.596	6	Yamaha R1

#### Session Leader History

NO	CL	NAME	FROM LAP	LAPS LED	DISTANCE	VEHICLE
275	U	Mark WILBY	1	10	19.75 miles	Suzuki GSXR1000

#### Flag History

TYPE	TIME OF DAY
GREEN	09:19:23.442
FINISH	09:31:38.382

#### Flag Statistics

TYPE	COUNT	TOTAL LAPS	TOTAL TIME
Green	1	10	13:31.649
Red	0	0	0.000
Safety Car	0	0	0.000
FCY	0	0	0.000

# BMCRC - MRO Championships 2021 - Rnd 5 @ Donington National

## Thunderbike Extreme & Ultra

### RACE 1 - STATISTICS

**CLASS : E**

14 Starters

#### Fastest Lap History

NO	NAME	LAP TIME	TIME OF DAY	LAP	VEHICLE
961	Jack SIM	1:14.133	09:21:56.868	2	Yamaha R6

#### Leader History

NO	NAME	FROM LAP	LAPS LED	DISTANCE	VEHICLE
961	Jack SIM	1	10	19.75 miles	Yamaha R6

# BMCRC - MRO Championships 2021 - Rnd 5 @ Donington National

## Thunderbike Extreme & Ultra

### RACE 1 - STATISTICS

CLASS : U

15 Starters

#### Fastest Lap History

NO	NAME	LAP TIME	TIME OF DAY	LAP	VEHICLE
275	Mark WILBY	1:12.801	09:21:54.024	2	Suzuki GSXR1000
275	Mark WILBY	1:12.691	09:23:06.714	3	Suzuki GSXR1000
11	Josh HARVEY	1:12.680	09:23:06.930	3	Yamaha R1
11	Josh HARVEY	1:12.577	09:24:19.493	4	Yamaha R1
11	Josh HARVEY	1:12.569	09:26:45.596	6	Yamaha R1

#### Leader History

NO	NAME	FROM LAP	LAPS LED	DISTANCE	VEHICLE
275	Mark WILBY	1	10	19.75 miles	Suzuki GSXR1000

# BMCRC - MRO Championships 2021 - Rnd 5 @ Donington National



## Thunderbike Extreme & Ultra

### RACE 12 - GRID (10 Laps)



ROW 12	36		35	18	Stuart ALBON	34	123	Claire BECKETT			
ROW 11		33	999	Jack DWYER	32	117	Raymond STAGG	31	22	Matthew MAY	
ROW 10	30	35	Stephen HARVEY	29	152	Jason ALLEN	28	103	Craig GOFFORD	1:22.768	
ROW 9		27	144	Nick CRONIN	26	46	Adrian DRAPER	25	55	Nick HODGINS	1:20.732
ROW 8	24	6	Andrew FIRTH	23	23	Justin ROSE	22	24	Mark REYNOLDS	1:20.057	
ROW 7		21	119	Simon HEALEY	20	51	Michael HOGARTH	19	28	David SPENCER	1:18.744
ROW 6	18	99	Michael SIMMONS	17	14	Nick KILLWORTH	16	165	Richard BUTT	1:17.570	
ROW 5		15	41	David ABRAHAM	14	20	Connor SWYER	13	7	Seb JENKINS	1:15.827
ROW 4	12	77	David MAY	11	138	James REVELEY	10	258	Ande FRIEND	1:15.456	
ROW 3		9	17	Jordan KILLWORTH	8	58	James SHEEHAN	7	102	James FEARN	1:14.160
ROW 2	6	961	Jack SIM	5	5	Stacey KILLWORTH	4	29	Cecil DINSMORE	1:13.914	
ROW 1		3	63	Matthew WREN	2	275	Mark WILBY	1	11	Josh HARVEY	1:12.569

**Pole**

These results are provisional until the conclusion of any judicial and technical matters.

Donington Park National  
Circuit Length = 1.9790 miles

Clerk Of Course :	Stewards :	Timekeeper :
-------------------	------------	--------------

Results can be found at [www.tsl-timing.com](http://www.tsl-timing.com)

Printed - 09:40 Sunday, 05 September 2021



# BMCRC - MRO Championships 2021 - Rnd 5 @ Donington National

## Thunderbike Extreme & Ultra RACE 12 - CLASSIFICATION



POS	NO	CL	PIC NAME	ENTRY	LAPS	TIME	GAP	DIFF	MPH	BEST	ON
1	275	U	1 Mark WILBY	Suzuki GSXR1000 -	4	4:53.979			96.47	1:12.120	3
2	11	U	2 Josh HARVEY	Yamaha R1 - NR Racing	4	4:54.877	0.898	0.898	96.18	1:12.369	3
3	29	U	3 Cecil DINSMORE	Suzuki GSXR 1000 - KnC Motorsport	4	5:00.473	6.494	5.596	94.39	1:14.053	4
4	5	U	4 Stacey KILLWORTH	Suzuki GSXR 1000 - Greenplant/Evans	4	5:00.759	6.780	0.286	94.30	1:13.733	4
5	961	E	1 Jack SIM	Yamaha R6 - Platform Lift Engineers Ltd	4	5:00.774	6.795	0.015	94.29	1:14.057	4
6	102	U	5 James FEARN	Suzuki GSXR1000 - Jwf tiling, palmer race skool, th	4	5:01.522	7.543	0.748	94.06	1:14.061	4
7	58	U	6 James SHEEHAN	Suzuki GSXR 1000 - Sheehan Racing	4	5:05.426	11.447	3.904	92.86	1:14.448	4
8	63	U	7 Matthew WREN	Suzuki GSXR - TBR performance	4	5:05.518	11.539	0.092	92.83	1:14.261	4
9	258	U	8 Ande FRIEND	Kawasaki ZX10R - Flying colours Motorcycle Traini	4	5:07.251	13.272	1.733	92.30	1:15.291	2
10	7	U	9 Seb JENKINS	Suzuki GSX-R 1000 - Mupo Race Suspension - Enpr	4	5:07.799	13.820	0.548	92.14	1:15.127	3
11	20	U	10 Connor SWYER	Suzuki GSXR 1000 K6 - WSC Performance & Owkay	4	5:08.309	14.330	0.510	91.99	1:15.070	3
12	77	E	2 David MAY	Suzuki GSXR 750 K1 - ELP Racing	4	5:08.766	14.787	0.457	91.85	1:15.039	2
13	41	U	11 David ABRAHAM	Yamaha R1 - Cambridge Motorcycles	4	5:11.853	17.874	3.087	90.94	1:16.071	3
14	138	E	3 James REVELEY	Yamaha R6 - PCN Racing	4	5:17.599	23.620	5.746	89.30	1:17.783	2
15	51	E	4 Michael HOGARTH	Honda SP1 RC-51 - WHR Racing	4	5:23.290	29.311	5.691	87.72	1:19.584	2
16	23	U	12 Justin ROSE	Yamaha R1 -	4	5:25.258	31.279	1.968	87.19	1:19.266	4
17	6	E	5 Andrew FIRTH	Yamaha YZF-R1 - LTRmotorcycles.co.uk / Palmer F	4	5:26.406	32.427	1.148	86.89	1:19.532	4
18	55	E	6 Nick HODGINS	Suzuki GSXR 750 - Dad, Claire, Super Sam, ASR, C	4	5:26.554	32.575	0.148	86.85	1:19.411	2
19	14	E	7 Nick KILLWORTH	Aprilia RSV MILLE - Bk Evans racing	4	5:26.925	32.946	0.371	86.75	1:19.142	2
20	24	E	8 Mark REYNOLDS	Aprilia MILLE -	4	5:27.742	33.763	0.817	86.53	1:19.721	3
21	119	E	9 Simon HEALEY	Yamaha R1 - Popular Tyres Ltd / Pro Parts Ltd	4	5:28.072	34.093	0.330	86.45	1:19.680	4
22	46	E	10 Adrian DRAPER	Suzuki GSXR 750 - droopy racing uk	4	5:31.294	37.315	3.222	85.60	1:20.289	3
23	999	U	13 Jack DWYER	Honda CBR1000RR -	4	5:42.462	48.483	11.168	82.81	1:23.360	2
24	144	E	11 Nick CRONIN	Suzuki SV650 -	4	5:42.472	48.493	0.010	82.81	1:22.575	2

### NOT CLASSIFIED

DNF	165	U	Richard BUTT	Suzuki GSXR1000 - Michelle Harvey	2	2:57.949	2 Laps	2 Laps	79.30	1:22.516	2
DNF	152	U	Jason ALLEN	Yamaha R1 4C8 - Reprobate tribe racing.	2	3:44.003	2 Laps	46.054	63.00		
DNF	28	E	David SPENCER	Suzuki GSXR 600 -	1	1:24.437	3 Laps	1 Lap	82.76		

### FASTEST LAP

275	U	Mark WILBY	Suzuki GSXR1000 -	3	1:12.120	98.78 mph	158.98 kph
961	E	Jack SIM	Yamaha R6 - Platform Lift Engineers Ltd	4	1:14.057	96.20 mph	154.82 kph

Class U - 92.5% of Race Speed = 89.23 mph

Class E - 92.5% of Race Speed = 87.21 mph

Weather / Track : Sunny / Dry

These results are provisional until the conclusion of any judicial and technical matters.

Donington Park National: 1.9790 miles

Race Distance: 4 Laps / 7.91 miles

Start: 13:41 Flag 13:46 End: 13:47

Clerk Of Course :	Stewards :	Timekeeper :
-------------------	------------	--------------

Results can be found at [www.tsl-timing.com](http://www.tsl-timing.com)

Printed - 13:59 Sunday, 05 September 2021



# BMCRC - MRO Championships 2021 - Rnd 5 @ Donington National

## Thunderbike Extreme & Ultra

### RACE 12 - LAP CHART

LAP 1 @ 13:42:37.753			LAP 2 @ 13:43:50.825			LAP 3 @ 13:45:02.945			LAP 4 @ 13:46:15.072		
NO	BEHIND	LAP TIME	NO	BEHIND	LAP TIME	NO	BEHIND	LAP TIME	NO	BEHIND	LAP TIME
11		1:16.660	275		1:12.845	275		1:12.120	275		1:12.127
275	0.227	1:16.887	11	0.270	1:13.342	11	0.519	1:12.369	11	0.898	1:12.506
29	1.036	1:17.696	29	2.587	1:14.623	152	1 Lap	2:13.299 P	29	6.494	1:14.053
961	1.452	1:18.112	961	2.755	1:14.375	29	4.568	1:14.101	5	6.780	1:13.733
102	2.024	1:18.684	102	3.105	1:14.153	961	4.865	1:14.230	961	6.795	1:14.057
5	2.214	1:18.874	5	3.365	1:14.223	5	5.174	1:13.929	102	7.543	1:14.061
63	3.089	1:19.749	258	5.465	1:15.291	102	5.609	1:14.624	58	11.447	1:14.448
258	3.246	1:19.906	63	5.539	1:15.522	58	9.126	1:15.610	63	11.539	1:14.261
58	4.167	1:20.827	58	5.636	1:14.541	63	9.405	1:15.986	258	13.272	1:15.760
77	4.199	1:20.859	77	6.166	1:15.039	258	9.639	1:16.294	7	13.820	1:15.938
7	4.469	1:21.129	7	7.002	1:15.605	7	10.009	1:15.127	20	14.330	1:16.003
20	4.870	1:21.530	20	7.504	1:15.706	77	10.023	1:15.977	77	14.787	1:16.891
41	5.419	1:22.079	41	8.598	1:16.251	20	10.454	1:15.070	41	17.874	1:17.452
138	5.845	1:22.505	138	10.556	1:17.783	41	12.549	1:16.071	138	23.620	1:19.196
51	7.564	1:24.224	51	14.076	1:19.584	138	16.551	1:18.115	51	29.311	1:19.696
28	7.777	1:24.437	23	15.718	1:20.018	51	21.742	1:19.786	23	31.279	1:19.266
23	8.772	1:25.432	6	16.642	1:19.597	23	24.140	1:20.542	6	32.427	1:19.532
6	10.117	1:26.777	14	16.997	1:19.142	6	25.022	1:20.500	55	32.575	1:19.605
24	10.502	1:27.162	55	17.739	1:19.411	55	25.097	1:19.478	14	32.946	1:19.530
14	10.927	1:27.587	24	18.073	1:20.643	14	25.543	1:20.666	24	33.763	1:20.216
119	11.211	1:27.871	119	18.926	1:20.787	24	25.674	1:19.721	119	34.093	1:19.680
55	11.400	1:28.060	46	20.065	1:20.440	119	26.540	1:19.734	46	37.315	1:21.208
999	11.941	1:28.601	999	22.229	1:23.360	46	28.234	1:20.289	999	48.483	1:25.917
46	12.697	1:29.357	144	23.167	1:22.575	999	34.693	1:24.584	144	48.493	1:25.077
144	13.664	1:30.324	165	28.217	1:22.516	144	35.543	1:24.496			
152	14.044	1:30.704									
165	18.773	1:35.433									

Weather / Track : Sunny / Dry

Results can be found at [www.tsl-timing.com](http://www.tsl-timing.com)

Donington Park National  
 Circuit Length = 1.9790 miles  
 Start: 13:41 Flag 13:46 End: 13:47

Printed - 13:59 Sunday, 05 September 2021

# BMCRC - MRO Championships 2021 - Rnd 5 @ Donington National

## Thunderbike Extreme & Ultra

### RACE 12 - SECTOR ANALYSIS



SECTOR 1 = FL to I1, SECTOR 2 = I1 to FL, DIFF = Difference To Personal Best Lap, P = Crossed Finish Line in Pit Lane, D = Time Disallowed

P1 275 U		Mark WILBY		Suzuki GSXR1000 -		
IDEAL LAP TIME : 1:11.826		BEST LAP TIME : 1:12.120		DIFFERENCE : 0.294		
LAP	SECTOR 1	SECTOR 2	LAP TIME	MPH	DIFF	TIME OF DAY
1 -		25.776	1:16.887	92.66	4.767	13:42:37.980
2 -	47.217	25.628	1:12.845 (3)	97.80	0.725	13:43:50.825
3 -	47.062	<b>25.058</b>	<b>1:12.120 (1)</b>	<b>98.78</b>		<b>13:45:02.945</b>
4 -	<b>46.768</b>	25.359	1:12.127 (2)	98.77	0.007	13:46:15.072

P2 11 U		Josh HARVEY		Yamaha R1 - NR Racing		
IDEAL LAP TIME : 1:12.048		BEST LAP TIME : 1:12.369		DIFFERENCE : 0.321		
LAP	SECTOR 1	SECTOR 2	LAP TIME	MPH	DIFF	TIME OF DAY
1 -		25.737	1:16.660	92.93	4.291	13:42:37.753
2 -	47.274	26.068	1:13.342 (3)	97.14	0.973	13:43:51.095
3 -	47.287	<b>25.082</b>	<b>1:12.369 (1)</b>	<b>98.44</b>		<b>13:45:03.464</b>
4 -	<b>46.966</b>	25.540	1:12.506 (2)	98.26	0.137	13:46:15.970

P3 29 U		Cecil DINSMORE		Suzuki GSXR 1000 - KnC Motorsport		
IDEAL LAP TIME : 1:13.672		BEST LAP TIME : 1:14.053		DIFFERENCE : 0.381		
LAP	SECTOR 1	SECTOR 2	LAP TIME	MPH	DIFF	TIME OF DAY
1 -		25.891	1:17.696	91.69	3.643	13:42:38.789
2 -	48.467	26.156	1:14.623 (3)	95.47	0.570	13:43:53.412
3 -	48.482	<b>25.619</b>	1:14.101 (2)	96.14	0.048	13:45:07.513
4 -	<b>48.053</b>	26.000	<b>1:14.053 (1)</b>	<b>96.21</b>		<b>13:46:21.566</b>

P4 5 U		Stacey KILLWORTH		Suzuki GSXR 1000 - Greenplant/Everns		
IDEAL LAP TIME : 1:13.537		BEST LAP TIME : 1:13.733		DIFFERENCE : 0.196		
LAP	SECTOR 1	SECTOR 2	LAP TIME	MPH	DIFF	TIME OF DAY
1 -		26.150	1:18.874	90.32	5.141	13:42:39.967
2 -	48.338	25.885	1:14.223 (3)	95.98	0.490	13:43:54.190
3 -	48.223	<b>25.706</b>	1:13.929 (2)	96.37	0.196	13:45:08.119
4 -	<b>47.831</b>	25.902	<b>1:13.733 (1)</b>	<b>96.62</b>		<b>13:46:21.852</b>

P5 961 E		Jack SIM		Yamaha R6 - Platform Lift Engineers Ltd		
IDEAL LAP TIME : 1:13.658		BEST LAP TIME : 1:14.057		DIFFERENCE : 0.399		
LAP	SECTOR 1	SECTOR 2	LAP TIME	MPH	DIFF	TIME OF DAY
1 -		25.923	1:18.112	91.20	4.055	13:42:39.205
2 -	48.207	26.168	1:14.375 (3)	95.79	0.318	13:43:53.580
3 -	48.497	<b>25.733</b>	1:14.230 (2)	95.98	0.173	13:45:07.810
4 -	<b>47.925</b>	26.132	<b>1:14.057 (1)</b>	<b>96.20</b>		<b>13:46:21.867</b>

P6 102 U		James FEARN		Suzuki GSXR1000 - Jwf tiling, palmer race skool, the factory		
IDEAL LAP TIME : 1:13.834		BEST LAP TIME : 1:14.061		DIFFERENCE : 0.227		
LAP	SECTOR 1	SECTOR 2	LAP TIME	MPH	DIFF	TIME OF DAY
1 -		26.048	1:18.684	90.54	4.623	13:42:39.777
2 -	48.375	<b>25.778</b>	1:14.153 (2)	96.08	0.092	13:43:53.930
3 -	48.835	25.789	1:14.624 (3)	95.47	0.563	13:45:08.554
4 -	<b>48.056</b>	26.005	<b>1:14.061 (1)</b>	<b>96.19</b>		<b>13:46:22.615</b>

P7 58 U		James SHEEHAN		Suzuki GSXR 1000 - Sheehan Racing		
IDEAL LAP TIME : 1:14.448		BEST LAP TIME : 1:14.448		DIFFERENCE : 0.000		
LAP	SECTOR 1	SECTOR 2	LAP TIME	MPH	DIFF	TIME OF DAY
1 -		26.506	1:20.827	88.14	6.379	13:42:41.920
2 -	48.621	25.920	1:14.541 (2)	95.58	0.093	13:43:56.461
3 -	49.498	26.112	1:15.610 (3)	94.22	1.162	13:45:12.071
4 -	<b>48.560</b>	<b>25.888</b>	<b>1:14.448 (1)</b>	<b>95.69</b>		<b>13:46:26.519</b>

Weather / Track : Sunny / Dry

Donington Park National  
Circuit Length = 1.9790 miles  
Start: 13:41 Flag 13:46 End: 13:47



# BMCRC - MRO Championships 2021 - Rnd 5 @ Donington National

## Thunderbike Extreme & Ultra

### RACE 12 - SECTOR ANALYSIS



SECTOR 1 = FL to I1, SECTOR 2 = I1 to FL, DIFF = Difference To Personal Best Lap, P = Crossed Finish Line in Pit Lane, D = Time Disallowed

P8 63 U		Matthew WREN		Suzuki GSXR - TBR performance		
IDEAL LAP TIME : 1:14.261		BEST LAP TIME : 1:14.261		DIFFERENCE : 0.000		
LAP	SECTOR 1	SECTOR 2	LAP TIME	MPH	DIFF	TIME OF DAY
1 -		26.346	1:19.749	89.33	5.488	13:42:40.842
2 -	49.148	26.374	1:15.522 (2)	94.33	1.261	13:43:56.364
3 -	49.335	26.651	1:15.986 (3)	93.76	1.725	13:45:12.350
4 -	<b>48.441</b>	<b>25.820</b>	<b>1:14.261 (1)</b>	<b>95.94</b>		<b>13:46:26.611</b>

P9 258 U		Ande FRIEND		Kawasaki ZX10R - Flying colours Motorcycle Training		
IDEAL LAP TIME : 1:14.971		BEST LAP TIME : 1:15.291		DIFFERENCE : 0.320		
LAP	SECTOR 1	SECTOR 2	LAP TIME	MPH	DIFF	TIME OF DAY
1 -		<b>26.197</b>	1:19.906	89.16	4.615	13:42:40.999
2 -	<b>48.774</b>	26.517	<b>1:15.291 (1)</b>	<b>94.62</b>		<b>13:43:56.290</b>
3 -	49.884	26.410	1:16.294 (3)	93.38	1.003	13:45:12.584
4 -	49.313	26.447	1:15.760 (2)	94.04	0.469	13:46:28.344

P10 7 U		Seb JENKINS		Suzuki GSX-R 1000 - Mupo Race Suspension - Enpro - DDA gr		
IDEAL LAP TIME : 1:15.127		BEST LAP TIME : 1:15.127		DIFFERENCE : 0.000		
LAP	SECTOR 1	SECTOR 2	LAP TIME	MPH	DIFF	TIME OF DAY
1 -		26.627	1:21.129	87.81	6.002	13:42:42.222
2 -	49.284	26.321	1:15.605 (2)	94.23	0.478	13:43:57.827
3 -	<b>49.016</b>	<b>26.111</b>	<b>1:15.127 (1)</b>	<b>94.83</b>		<b>13:45:12.954</b>
4 -	49.101	26.837	1:15.938 (3)	93.82	0.811	13:46:28.892

P11 20 U		Connor SWYER		Suzuki GSXR 1000 K6 - WSC Performace & Owkay clothing		
IDEAL LAP TIME : 1:15.070		BEST LAP TIME : 1:15.070		DIFFERENCE : 0.000		
LAP	SECTOR 1	SECTOR 2	LAP TIME	MPH	DIFF	TIME OF DAY
1 -		26.479	1:21.530	87.38	6.460	13:42:42.623
2 -	49.204	26.502	1:15.706 (2)	94.10	0.636	13:43:58.329
3 -	<b>48.926</b>	<b>26.144</b>	<b>1:15.070 (1)</b>	<b>94.90</b>		<b>13:45:13.399</b>
4 -	49.400	26.603	1:16.003 (3)	93.74	0.933	13:46:29.402

P12 77 E		David MAY		Suzuki GSXR 750 K1 - ELP Racing		
IDEAL LAP TIME : 1:15.039		BEST LAP TIME : 1:15.039		DIFFERENCE : 0.000		
LAP	SECTOR 1	SECTOR 2	LAP TIME	MPH	DIFF	TIME OF DAY
1 -		26.625	1:20.859	88.11	5.820	13:42:41.952
2 -	<b>48.767</b>	<b>26.272</b>	<b>1:15.039 (1)</b>	<b>94.94</b>		<b>13:43:56.991</b>
3 -	49.477	26.500	1:15.977 (2)	93.77	0.938	13:45:12.968
4 -	49.346	27.545	1:16.891 (3)	92.65	1.852	13:46:29.859

P13 41 U		David ABRAHAM		Yamaha R1 - Cambridge Motorcycles		
IDEAL LAP TIME : 1:15.634		BEST LAP TIME : 1:16.071		DIFFERENCE : 0.437		
LAP	SECTOR 1	SECTOR 2	LAP TIME	MPH	DIFF	TIME OF DAY
1 -		26.543	1:22.079	86.80	6.008	13:42:43.172
2 -	<b>49.508</b>	26.743	1:16.251 (2)	93.43	0.180	13:43:59.423
3 -	49.945	<b>26.126</b>	<b>1:16.071 (1)</b>	<b>93.65</b>		<b>13:45:15.494</b>
4 -	50.607	26.845	1:17.452 (3)	91.98	1.381	13:46:32.946

P14 138 E		James REVELEY		Yamaha R6 - PCN Racing		
IDEAL LAP TIME :		BEST LAP TIME : 1:17.783		DIFFERENCE :		
LAP	SECTOR 1	SECTOR 2	LAP TIME	MPH	DIFF	TIME OF DAY
1 -			1:22.505	86.35	4.722	13:42:43.598
2 -			<b>1:17.783 (1)</b>	<b>91.59</b>		<b>13:44:01.381</b>
3 -			1:18.115 (2)	91.20	0.332	13:45:19.496
4 -			1:19.196 (3)	89.96	1.413	13:46:38.692

Weather / Track : Sunny / Dry

Donington Park National  
Circuit Length = 1.9790 miles  
Start: 13:41 Flag 13:46 End: 13:47

# BMCRC - MRO Championships 2021 - Rnd 5 @ Donington National

## Thunderbike Extreme & Ultra

### RACE 12 - SECTOR ANALYSIS



SECTOR 1 = FL to I1, SECTOR 2 = I1 to FL, DIFF = Difference To Personal Best Lap, P = Crossed Finish Line in Pit Lane, D = Time Disallowed

P15 51 E		Michael HOGARTH		Honda SP1 RC-51 - WHR Racing		
IDEAL LAP TIME : 1:19.429		BEST LAP TIME : 1:19.584		DIFFERENCE : 0.155		
LAP	SECTOR 1	SECTOR 2	LAP TIME	MPH	DIFF	TIME OF DAY
1 -		27.675	1:24.224	84.59	4.640	13:42:45.317
2 -	51.892	27.692	<b>1:19.584 (1)</b>	<b>89.52</b>		<b>13:44:04.901</b>
3 -	52.162	<b>27.624</b>	1:19.786 (3)	89.29	0.202	13:45:24.687
4 -	<b>51.805</b>	27.891	1:19.696 (2)	89.39	0.112	13:46:44.383

P16 23 U		Justin ROSE		Yamaha R1 -		
IDEAL LAP TIME : 1:19.266		BEST LAP TIME : 1:19.266		DIFFERENCE : 0.000		
LAP	SECTOR 1	SECTOR 2	LAP TIME	MPH	DIFF	TIME OF DAY
1 -		27.622	1:25.432	83.39	6.166	13:42:46.525
2 -	52.185	27.833	1:20.018 (2)	89.03	0.752	13:44:06.543
3 -	52.828	27.714	1:20.542 (3)	88.45	1.276	13:45:27.085
4 -	<b>51.942</b>	<b>27.324</b>	<b>1:19.266 (1)</b>	<b>89.88</b>		<b>13:46:46.351</b>

P17 6 E		Andrew FIRTH		Yamaha YZF-R1 - LTRmotorcycles.co.uk / Palmer Race Skool /		
IDEAL LAP TIME : 1:19.248		BEST LAP TIME : 1:19.532		DIFFERENCE : 0.284		
LAP	SECTOR 1	SECTOR 2	LAP TIME	MPH	DIFF	TIME OF DAY
1 -		28.187	1:26.777	82.10	7.245	13:42:47.870
2 -	<b>51.706</b>	27.891	1:19.597 (2)	89.50	0.065	13:44:07.467
3 -	52.273	28.227	1:20.500 (3)	88.50	0.968	13:45:27.967
4 -	51.990	<b>27.542</b>	<b>1:19.532 (1)</b>	<b>89.58</b>		<b>13:46:47.499</b>

P18 55 E		Nick HODGINS		Suzuki GSXR 750 - Dad, Claire, Super Sam, ASR, Caz		
IDEAL LAP TIME : 1:19.181		BEST LAP TIME : 1:19.411		DIFFERENCE : 0.230		
LAP	SECTOR 1	SECTOR 2	LAP TIME	MPH	DIFF	TIME OF DAY
1 -		28.076	1:28.060	80.90	8.649	13:42:49.153
2 -	52.056	<b>27.355</b>	<b>1:19.411 (1)</b>	<b>89.71</b>		<b>13:44:08.564</b>
3 -	<b>51.826</b>	27.652	1:19.478 (2)	89.64	0.067	13:45:28.042
4 -	52.178	27.427	1:19.605 (3)	89.49	0.194	13:46:47.647

P19 14 E		Nick KILLWORTH		Aprilia RSV MILLE - Bk Evans racing		
IDEAL LAP TIME : 1:18.878		BEST LAP TIME : 1:19.142		DIFFERENCE : 0.264		
LAP	SECTOR 1	SECTOR 2	LAP TIME	MPH	DIFF	TIME OF DAY
1 -		28.723	1:27.587	81.34	8.445	13:42:48.680
2 -	<b>51.445</b>	27.697	<b>1:19.142 (1)</b>	<b>90.02</b>		<b>13:44:07.822</b>
3 -	52.233	28.433	1:20.666 (3)	88.32	1.524	13:45:28.488
4 -	52.097	<b>27.433</b>	1:19.530 (2)	89.58	0.388	13:46:48.018

P20 24 E		Mark REYNOLDS		Aprilia MILLE -		
IDEAL LAP TIME : 1:19.519		BEST LAP TIME : 1:19.721		DIFFERENCE : 0.202		
LAP	SECTOR 1	SECTOR 2	LAP TIME	MPH	DIFF	TIME OF DAY
1 -		28.987	1:27.162	81.73	7.441	13:42:48.255
2 -	52.537	28.106	1:20.643 (3)	88.34	0.922	13:44:08.898
3 -	<b>51.926</b>	27.795	<b>1:19.721 (1)</b>	<b>89.36</b>		<b>13:45:28.619</b>
4 -	52.623	<b>27.593</b>	1:20.216 (2)	88.81	0.495	13:46:48.835

P21 119 E		Simon HEALEY		Yamaha R1 - Popular Tyres Ltd / Pro Parts Ltd		
IDEAL LAP TIME : 1:19.595		BEST LAP TIME : 1:19.680		DIFFERENCE : 0.085		
LAP	SECTOR 1	SECTOR 2	LAP TIME	MPH	DIFF	TIME OF DAY
1 -		28.362	1:27.871	81.07	8.191	13:42:48.964
2 -	52.702	28.085	1:20.787 (3)	88.19	1.107	13:44:09.751
3 -	<b>52.109</b>	27.625	1:19.734 (2)	89.35	0.054	13:45:29.485
4 -	52.194	<b>27.486</b>	<b>1:19.680 (1)</b>	<b>89.41</b>		<b>13:46:49.165</b>

Weather / Track : Sunny / Dry

Donington Park National  
Circuit Length = 1.9790 miles  
Start: 13:41 Flag 13:46 End: 13:47

# BMCRC - MRO Championships 2021 - Rnd 5 @ Donington National

## Thunderbike Extreme & Ultra

### RACE 12 - SECTOR ANALYSIS



SECTOR 1 = FL to I1, SECTOR 2 = I1 to FL, DIFF = Difference To Personal Best Lap, P = Crossed Finish Line in Pit Lane, D = Time Disallowed

P22 46 E		Adrian DRAPER		Suzuki GSXR 750 - droopy racing uk		
IDEAL LAP TIME : 1:20.182		BEST LAP TIME : 1:20.289		DIFFERENCE : 0.107		
LAP	SECTOR 1	SECTOR 2	LAP TIME	MPH	DIFF	TIME OF DAY
1 -		28.387	1:29.357	79.73	9.068	13:42:50.450
2 -	52.378	<b>28.062</b>	1:20.440 (2)	88.57	0.151	13:44:10.890
3 -	<b>52.120</b>	28.169	<b>1:20.289 (1)</b>	<b>88.73</b>		<b>13:45:31.179</b>
4 -	52.888	28.320	1:21.208 (3)	87.73	0.919	13:46:52.387

P23 999 U		Jack DWYER		Honda CBR1000RR -		
IDEAL LAP TIME : 1:22.363		BEST LAP TIME : 1:23.360		DIFFERENCE : 0.997		
LAP	SECTOR 1	SECTOR 2	LAP TIME	MPH	DIFF	TIME OF DAY
1 -		<b>28.324</b>	1:28.601	80.41	5.241	13:42:49.694
2 -	<b>54.039</b>	29.321	<b>1:23.360 (1)</b>	<b>85.46</b>		<b>13:44:13.054</b>
3 -	54.948	29.636	1:24.584 (2)	84.23	1.224	13:45:37.638
4 -	54.792	31.125	1:25.917 (3)	82.92	2.557	13:47:03.555

P24 144 E		Nick CRONIN		Suzuki SV650 -		
IDEAL LAP TIME : 1:22.543		BEST LAP TIME : 1:22.575		DIFFERENCE : 0.032		
LAP	SECTOR 1	SECTOR 2	LAP TIME	MPH	DIFF	TIME OF DAY
1 -		<b>29.097</b>	1:30.324	78.87	7.749	13:42:51.417
2 -	<b>53.446</b>	29.129	<b>1:22.575 (1)</b>	<b>86.28</b>		<b>13:44:13.992</b>
3 -	54.287	30.209	1:24.496 (2)	84.31	1.921	13:45:38.488
4 -	54.307	30.770	1:25.077 (3)	83.74	2.502	13:47:03.565

P25 165 U		Richard BUTT		Suzuki GSXR1000 - Michelle Harvey		
IDEAL LAP TIME : 1:22.516		BEST LAP TIME : 1:22.516		DIFFERENCE : 0.000		
LAP	SECTOR 1	SECTOR 2	LAP TIME	MPH	DIFF	TIME OF DAY
1 -		38.216	1:35.433	74.65	12.917	13:42:56.526
2 -	<b>52.978</b>	<b>29.538</b>	<b>1:22.516 (1)</b>	<b>86.34</b>		<b>13:44:19.042</b>

P26 152 U		Jason ALLEN		Yamaha R1 4C8 - Reprobate tribe racing.		
IDEAL LAP TIME : 2:07.519		BEST LAP TIME :		DIFFERENCE :		
LAP	SECTOR 1	SECTOR 2	LAP TIME	MPH	DIFF	TIME OF DAY
1 -		<b>28.940</b>	1:30.704	78.54		13:42:51.797
2 -	<b>1:38.579</b>	IN PIT	2:13.299 P	53.44		13:45:05.096

P27 28 E		David SPENCER		Suzuki GSXR 600 -		
IDEAL LAP TIME : 1:18.951		BEST LAP TIME :		DIFFERENCE :		
LAP	SECTOR 1	SECTOR 2	LAP TIME	MPH	DIFF	TIME OF DAY
1 -		<b>27.664</b>	1:24.437	84.37		13:42:45.530

# BMCRC - MRO Championships 2021 - Rnd 5 @ Donington National

## Thunderbike Extreme & Ultra

### RACE 12 - BEST SECTORS

SECTOR 1			SECTOR 2			IDEAL / BEST COMPARISON						
POS	NO	NAME	TIME	NO	NAME	TIME	POS	NO	NAME	IDEAL	BEST	DIFF
									<b>PERFECT LAP</b>	<b>1:11.826</b>		
1	275	WILBY	<b>46.768</b>	275	WILBY	<b>25.058</b>	1	275	WILBY	1:11.826	1:12.120	<b>0.294</b>
2	11	HARVEY	<b>46.966</b>	11	HARVEY	<b>25.082</b>	2	11	HARVEY	1:12.048	1:12.369	<b>0.321</b>
3	5	KILLWORTH	<b>47.831</b>	29	DINSMORE	<b>25.619</b>	3	5	KILLWORTH	1:13.537	1:13.733	<b>0.196</b>
4	961	SIM	<b>47.925</b>	5	KILLWORTH	<b>25.706</b>	4	961	SIM	1:13.658	1:14.057	<b>0.399</b>
5	29	DINSMORE	<b>48.053</b>	961	SIM	<b>25.733</b>	5	29	DINSMORE	1:13.672	1:14.053	<b>0.381</b>
6	102	FEARN	<b>48.056</b>	102	FEARN	<b>25.778</b>	6	102	FEARN	1:13.834	1:14.061	<b>0.227</b>
7	63	WREN	<b>48.441</b>	63	WREN	<b>25.820</b>	7	63	WREN	1:14.261	1:14.261	<b>0.000</b>
8	58	SHEEHAN	<b>48.560</b>	58	SHEEHAN	<b>25.888</b>	8	58	SHEEHAN	1:14.448	1:14.448	<b>0.000</b>
9	77	MAY	<b>48.767</b>	7	JENKINS	<b>26.111</b>	9	258	FRIEND	1:14.971	1:15.291	<b>0.320</b>
10	258	FRIEND	<b>48.774</b>	41	ABRAHAM	<b>26.126</b>	10	77	MAY	1:15.039	1:15.039	<b>0.000</b>
11	20	SWYER	<b>48.926</b>	20	SWYER	<b>26.144</b>	11	20	SWYER	1:15.070	1:15.070	<b>0.000</b>
12	7	JENKINS	<b>49.016</b>	258	FRIEND	<b>26.197</b>	12	7	JENKINS	1:15.127	1:15.127	<b>0.000</b>
13	41	ABRAHAM	<b>49.508</b>	77	MAY	<b>26.272</b>	13	41	ABRAHAM	1:15.634	1:16.071	<b>0.437</b>
14	28	SPENCER	<b>51.287</b>	23	ROSE	<b>27.324</b>	14	14	KILLWORTH	1:18.878	1:19.142	<b>0.264</b>
15	14	KILLWORTH	<b>51.445</b>	55	HODGINS	<b>27.355</b>	15	28	SPENCER	1:18.951		
16	6	FIRTH	<b>51.706</b>	14	KILLWORTH	<b>27.433</b>	16	55	HODGINS	1:19.181	1:19.411	<b>0.230</b>
17	51	HOGARTH	<b>51.805</b>	119	HEALEY	<b>27.486</b>	17	6	FIRTH	1:19.248	1:19.532	<b>0.284</b>
18	55	HODGINS	<b>51.826</b>	6	FIRTH	<b>27.542</b>	18	23	ROSE	1:19.266	1:19.266	<b>0.000</b>
19	24	REYNOLDS	<b>51.926</b>	24	REYNOLDS	<b>27.593</b>	19	51	HOGARTH	1:19.429	1:19.584	<b>0.155</b>
20	23	ROSE	<b>51.942</b>	51	HOGARTH	<b>27.624</b>	20	24	REYNOLDS	1:19.519	1:19.721	<b>0.202</b>
21	119	HEALEY	<b>52.109</b>	28	SPENCER	<b>27.664</b>	21	119	HEALEY	1:19.595	1:19.680	<b>0.085</b>
22	46	DRAPER	<b>52.120</b>	46	DRAPER	<b>28.062</b>	22	46	DRAPER	1:20.182	1:20.289	<b>0.107</b>
23	165	BUTT	<b>52.978</b>	999	DWYER	<b>28.324</b>	23	999	DWYER	1:22.363	1:23.360	<b>0.997</b>
24	144	CRONIN	<b>53.446</b>	152	ALLEN	<b>28.940</b>	24	165	BUTT	1:22.516	1:22.516	<b>0.000</b>
25	999	DWYER	<b>54.039</b>	144	CRONIN	<b>29.097</b>	25	144	CRONIN	1:22.543	1:22.575	<b>0.032</b>
26	152	ALLEN	<b>1:38.579</b>	165	BUTT	<b>29.538</b>	26	152	ALLEN	2:07.519		
27							27	138	REVELEY		1:17.783	

Weather / Track : Sunny / Dry

Results can be found at [www.tsl-timing.com](http://www.tsl-timing.com)

Donington Park National  
 Circuit Length = 1.9790 miles  
 Start: 13:41 Flag 13:46 End: 13:47

Printed - 13:59 Sunday, 05 September 2021

# BMCRC - MRO Championships 2021 - Rnd 5 @ Donington National

## Thunderbike Extreme & Ultra

### RACE 12 - STATISTICS

**Competitors Started** 27  
**Planned Start** 2021-09-05 @ 14:01:00.000  
**Actual Start** 2021-09-05 @ 13:41:21.092  
**Finish Time** 2021-09-05 @ 13:46:15.071  
**Track Length** 1.9790mi.  
**Total Laps** 101  
**Total Distance Covered** 199.8857mi.

#### Session Fastest Lap History

NO	CL	NAME	LAP TIME	TIME OF DAY	LAP	VEHICLE
275	U	Mark WILBY	1:12.845	13:43:50.831	2	Suzuki GSXR1000
275	U	Mark WILBY	1:12.120	13:45:02.950	3	Suzuki GSXR1000

#### Session Leader History

NO	CL	NAME	FROM LAP	LAPS LED	DISTANCE	VEHICLE
11	U	Josh HARVEY	1	1	1.94 miles	Yamaha R1
275	U	Mark WILBY	2	3	5.93 miles	Suzuki GSXR1000

#### Flag History

TYPE	TIME OF DAY
GREEN	13:41:21.092
FINISH	13:46:15.071

#### Flag Statistics

TYPE	COUNT	TOTAL LAPS	TOTAL TIME
Green	1	4	6:09.841
Red	0	0	0.000
Safety Car	0	0	0.000
FCY	0	0	0.000

# BMCRC - MRO Championships 2021 - Rnd 5 @ Donington National

## Thunderbike Extreme & Ultra

### RACE 12 - STATISTICS

**CLASS : E**

12 Starters

#### Fastest Lap History

NO	NAME	LAP TIME	TIME OF DAY	LAP	VEHICLE
961	Jack SIM	1:14.375	13:43:53.583	2	Yamaha R6
961	Jack SIM	1:14.230	13:45:07.812	3	Yamaha R6
961	Jack SIM	1:14.057	13:46:21.867	4	Yamaha R6

#### Leader History

NO	NAME	FROM LAP	LAPS LED	DISTANCE	VEHICLE
961	Jack SIM	1	4	7.87 miles	Yamaha R6

# BMCRC - MRO Championships 2021 - Rnd 5 @ Donington National

## Thunderbike Extreme & Ultra

### RACE 12 - STATISTICS

**CLASS : U**

15 Starters

#### Fastest Lap History

NO	NAME	LAP TIME	TIME OF DAY	LAP	VEHICLE
275	Mark WILBY	1:12.845	13:43:50.831	2	Suzuki GSXR1000
275	Mark WILBY	1:12.120	13:45:02.950	3	Suzuki GSXR1000

#### Leader History

NO	NAME	FROM LAP	LAPS LED	DISTANCE	VEHICLE
11	Josh HARVEY	1	1	1.94 miles	Yamaha R1
275	Mark WILBY	2	3	5.93 miles	Suzuki GSXR1000

BMCRC-MRO Championships 2021



**BMCRC THUNDERBIKE SPORT**  
**Supported by Steve Jordan Motorcycles**  
**& ROOKIE MINITWINS**

**Donington Park National**

**4<sup>th</sup> / 5<sup>th</sup> September 2021**



Results Provided by Timing Solutions Ltd  
[www.tsl-timing.com](http://www.tsl-timing.com)

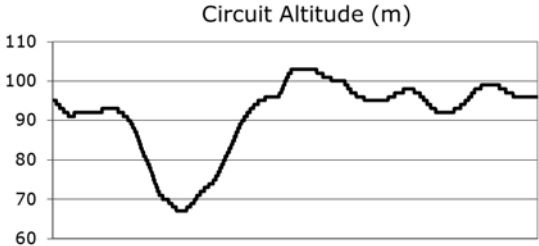
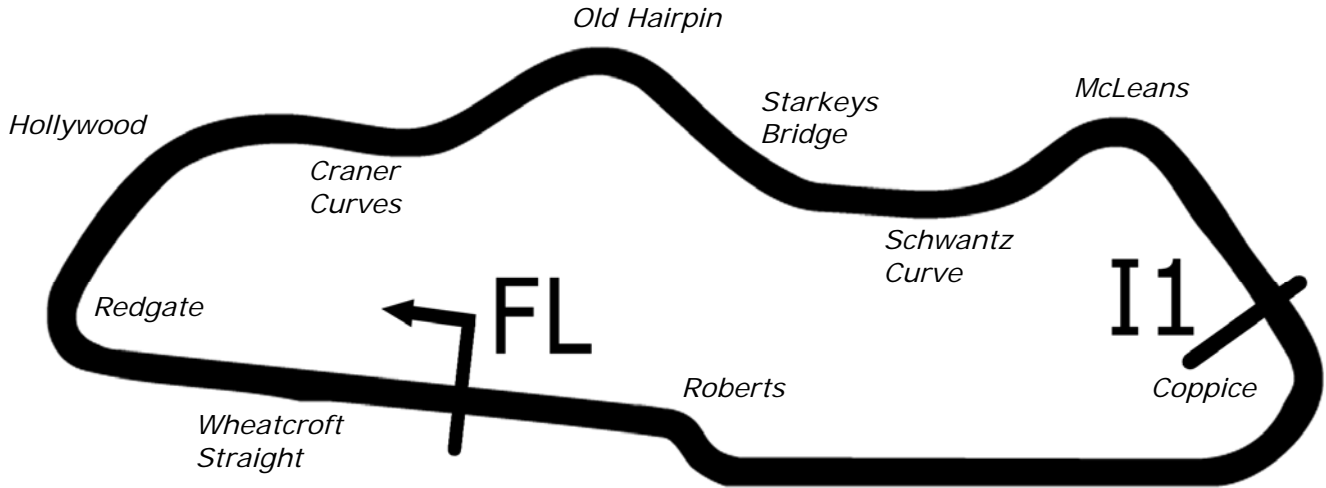


# Donington Park National



SPORTS TIMING

TIMING SOLUTIONS LTD



Length	1.9790 miles	3185.0 m	
FL		52.82971 N	1.37867 W
I1	2096m	52.82978 N	1.36508 W
Pit Entry	3100m	52.82951 N	1.37832 W
Pit Exit	229m after FL	52.82996 N	1.38205 W
Pit Entry–Pit Exit 256m, 18.4s @50kph, 15.3s @60kph			

All results available at [www.tsl-timing.com](http://www.tsl-timing.com)

# BMCRC - MRO Championships 2021 - Rnd 5 @ Donington National



## BMCRC Thunderbike Sport & Rookie Minitwins

### QUALIFYING - CLASSIFICATION

POS	NO	CL	PIC NAME	ENTRY	TIME	ON	LAPS	GAP	DIFF	MPH
1	961		1 Jack SIM	Yamaha R6 - Platform Lift Engineers Ltd	1:14.767	10	10			95.29
2	52		2 Elliot FRICKER	Honda CBR600 - Petwise.org, S&S, Ride in Bike Tyres	1:16.210	10	10	1.443	1.443	93.48
3	624		3 Matthew FEDRICK	Yamaha R6 - Matthew Fedrick farriers ltd/ Palmer Race	1:16.785	4	10	2.018	0.575	92.78
4	54		4 Adam JAMISON	Yamaha R6 - Team AJR	1:17.407	3	7	2.640	0.622	92.04
5	25		5 Harrison DAY	Honda CBR 600 -	1:18.688	8	9	3.921	1.281	90.54
6	32	R	1 Jack WILLIAMS	Honda CBR600 -	1:19.446	7	9	4.679	0.758	89.67
7	48		6 Shaun WALLIS	Yamaha R6 - MBC Despatch Racing	1:19.470	4	9	4.703	0.024	89.65
8	84		7 Ricardo BRANCO	Yamaha R6 - IMP Racing	1:19.557	4	9	4.790	0.087	89.55
9	22		8 Matthew MAY	Honda CBR600F3 - Late Breakers	1:19.640	5	6	4.873	0.083	89.46
10	81		9 Malvern MAY	Honda CBR600RR -	1:19.815	9	9	5.048	0.175	89.26
11	828		10 David SPENCER	Suzuki GSXR 600 -	1:19.904	4	8	5.137	0.089	89.16
12	351		11 Sam DIGBY-BAKER	Yamaha R6 -	1:20.482	7	9	5.715	0.578	88.52
13	168	R	2 Aaron DALRYMPLE	Suzuki GSXR 600 -	1:20.582	3	9	5.815	0.100	88.41
14	166	RMT	1 Nicholas BAKER	Suzuki SV650 - K66	1:20.910	4	9	6.143	0.328	88.05
15	49	R	3 Oli CHAYTOR	Yamaha R6 - PearTree Racing	1:21.342	9	9	6.575	0.432	87.58
16	123	RMT	2 Adam FORSYTH	Suzuki SV650 - Rock Oil	1:21.856	6	9	7.089	0.514	87.03
17	62	RMT	3 James KING	Suzuki SV650 - King and Drury construction	1:21.876	9	9	7.109	0.020	87.01
18	36	RMT	4 Shaun O'REILLY	Suzuki SV650 - Muzzi Moto Racing	1:22.007	8	9	7.240	0.131	86.87
19	72	RMT	5 Mark GILLAM	Suzuki SV650 - No More Straps Ltd	1:22.254	7	9	7.487	0.247	86.61
20	63	RMT	6 Stephen PERFITT	Suzuki SV650 - PKP Services Ltd	1:22.255	4	9	7.488	0.001	86.61
21	333	R	4 Mark STUBBERFIELD	Yamaha R6 - Polished concrete London	1:22.312	4	9	7.545	0.057	86.55
22	37		12 Ricky WOODS	Suzuki GSXR 600 - KTS Vehicle Repairs	1:23.209	6	9	8.442	0.897	85.62
23	919	RMT	7 Andrew BELLIS	Suzuki SV650 - Cunco Ltd	1:23.256	8	9	8.489	0.047	85.57
24	959	RMT	8 Justin GRACE	Suzuki SV650 -	1:23.346	9	9	8.579	0.090	85.48
25	130	RMT	9 Vince JONES	Suzuki SV650 -	1:23.414	9	9	8.647	0.068	85.41
26	234	RMT	10 Andy FLUX	Suzuki SV650 - Mach 1 Automotive LTD / Goodwin Pes	1:23.617	5	9	8.850	0.203	85.20
27	80	R	5 Stephen LANE	Kawasaki ZX6R -	1:23.680	6	9	8.913	0.063	85.14
28	139	R	6 Rob MARLEY	Honda CBR600F3 - PearTree Racing	1:23.944	8	9	9.177	0.264	84.87
29	23		13 Claire BECKETT	Suzuki SV650 - P Sheils & Sons	1:23.947	9	9	9.180	0.003	84.87
30	29	RMT	11 Hayden KILLWORTH	Suzuki SV650 - BK Racing	1:25.091	8	9	10.324	1.144	83.72
31	455	RMT	12 Tyler DONOVAN	Suzuki SV650 -	1:25.165	6	6	10.398	0.074	83.65
32	101		14 Glen TRIPP	Honda CBR 600FW - yaki too racing	1:25.289	9	9	10.522	0.124	83.53
33	193	RMT	13 Tony BOTTO	Suzuki SV650 - TB Motorcycles	1:26.229	6	9	11.462	0.940	82.62
34	188	RMT	14 Tim FRAMPTON	Suzuki SV650 - K66	1:26.376	6	8	11.609	0.147	82.48
35	260	R	7 Greg PYMM	Kawasaki ER6 -	1:26.650	4	7	11.883	0.274	82.22
36	689		15 David TREVEIL	Yamaha YZF-R6 -	1:28.239	6	8	13.472	1.589	80.74
37	138	RMT	16 Craig JARMIN	Suzuki SV650 - BK Racing	1:28.953	4	8	14.186	0.714	80.09
38	119	RMT	16 Philip JOYCE	Suzuki SV650 -	1:29.180	6	8	14.413	0.227	79.89
39	116	RMT	17 Gareth FAITH	Suzuki SV650 - Sitramoto	1:33.861	7	8	19.094	4.681	75.90
40	94	RMT	18 Rebecca HOUGHTON	Suzuki SV650 -	1:35.044	3	8	20.277	1.183	74.96
41	192	RMT	19 Richard MOFFA	Suzuki SV650 -			3			

Weather / Track : Cloudy / Dry

These results are provisional until the conclusion of any judicial and technical matters.

Donington Park National  
Circuit Length = 1.9790 miles  
Start: 10:18 Flag 10:30 End: 10:33

Clerk Of Course :	Stewards :	Timekeeper :
-------------------	------------	--------------

Results can be found at [www.tsl-timing.com](http://www.tsl-timing.com)

Printed - 10:33 Saturday, 04 September 2021



# BMCRC - MRO Championships 2021 - Rnd 5 @ Donington National

## BMCRC Thunderbike Sport & Rookie Minitwins

### QUALIFYING - SECTOR ANALYSIS



SECTOR 1 = FL to I1, SECTOR 2 = I1 to FL, DIFF = Difference To Personal Best Lap, P = Crossed Finish Line in Pit Lane, D = Time Disallowed

<b>P1 961</b>		<b>Jack SIM</b>		Yamaha R6 - Platform Lift Engineers Ltd			
IDEAL LAP TIME : 1:14.767		BEST LAP TIME : 1:14.767		DIFFERENCE : 0.000			
LAP	SECTOR 1	SECTOR 2	LAP TIME	MPH	DIFF	TIME OF DAY	
1 -	55.453	27.643	1:23.096	85.73	8.329	10:20:00.740	
2 -	51.020	26.802	1:17.822	91.55	3.055	10:21:18.562	
3 -	49.419	26.751	1:16.170	93.53	1.403	10:22:34.732	
4 -	48.998	26.609	1:15.607	94.23	0.840	10:23:50.339	
5 -	49.647	26.446	1:16.093	93.63	1.326	10:25:06.432	
6 -	48.715	26.696	1:15.411 (3)	94.47	0.644	10:26:21.843	
7 -	48.687	26.479	1:15.166 (2)	94.78	0.399	10:27:37.009	
8 -	49.464	26.846	1:16.310	93.36	1.543	10:28:53.319	
9 -	49.397	26.508	1:15.905	93.86	1.138	10:30:09.224	
<b>10 -</b>	<b>48.449</b>	<b>26.318</b>	<b>1:14.767 (1)</b>	<b>95.29</b>		<b>10:31:23.991</b>	

<b>P2 52</b>		<b>Elliot FRICKER</b>		Honda CBR600 - Petwise.org, S&S, Ride in Bike Tyres			
IDEAL LAP TIME : 1:16.113		BEST LAP TIME : 1:16.210		DIFFERENCE : 0.097			
LAP	SECTOR 1	SECTOR 2	LAP TIME	MPH	DIFF	TIME OF DAY	
1 -	54.999	27.719	1:22.718	86.13	6.508	10:19:59.962	
2 -	50.912	27.076	1:17.988	91.35	1.778	10:21:17.950	
3 -	49.814	27.383	1:17.197 (3)	92.29	0.987	10:22:35.147	
4 -	50.272	27.397	1:17.669	91.73	1.459	10:23:52.816	
5 -	49.843	27.625	1:17.468	91.96	1.258	10:25:10.284	
6 -	51.126	27.067	1:18.193	91.11	1.983	10:26:28.477	
7 -	<b>49.561</b>	27.354	1:16.915 (2)	92.63	0.705	10:27:45.392	
8 -	49.612	27.992	1:17.604	91.80	1.394	10:29:02.996	
9 -	50.257	27.249	1:17.506	91.92	1.296	10:30:20.502	
<b>10 -</b>	<b>49.658</b>	<b>26.552</b>	<b>1:16.210 (1)</b>	<b>93.48</b>		<b>10:31:36.712</b>	

<b>P3 624</b>		<b>Matthew FEDRICK</b>		Yamaha R6 - Matthew Fedrick farriers ltd/ Palmer Race Skool			
IDEAL LAP TIME : 1:16.783		BEST LAP TIME : 1:16.785		DIFFERENCE : 0.002			
LAP	SECTOR 1	SECTOR 2	LAP TIME	MPH	DIFF	TIME OF DAY	
1 -	54.854	28.425	1:23.279	85.55	6.494	10:20:11.607	
2 -	50.497	27.441	1:17.938	91.41	1.153	10:21:29.545	
3 -	51.098	26.804	1:17.902	91.45	1.117	10:22:47.447	
<b>4 -</b>	<b>50.088</b>	<b>26.697</b>	<b>1:16.785 (1)</b>	<b>92.78</b>		<b>10:24:04.232</b>	
5 -	50.693	26.908	1:17.601	91.81	0.816	10:25:21.833	
6 -	50.305	26.997	1:17.302 (3)	92.16	0.517	10:26:39.135	
7 -	50.351	26.936	1:17.287 (2)	92.18	0.502	10:27:56.422	
8 -	<b>50.086</b>	27.266	1:17.352	92.10	0.567	10:29:13.774	
9 -	52.930	27.440	1:20.370	88.64	3.585	10:30:34.144	
10 -	50.787	26.840	1:17.627	91.78	0.842	10:31:51.771	

<b>P4 54</b>		<b>Adam JAMISON</b>		Yamaha R6 - Team AJR			
IDEAL LAP TIME : 1:17.201		BEST LAP TIME : 1:17.407		DIFFERENCE : 0.206			
LAP	SECTOR 1	SECTOR 2	LAP TIME	MPH	DIFF	TIME OF DAY	
1 -	55.081	27.793	1:22.874	85.96	5.467	10:20:00.378	
2 -	51.760	27.039	1:18.799	90.41	1.392	10:21:19.177	
<b>3 -</b>	<b>50.472</b>	26.935	<b>1:17.407 (1)</b>	<b>92.04</b>		<b>10:22:36.584</b>	
4 -	51.684	<b>26.729</b>	1:18.413 (3)	90.86	1.006	10:23:54.997	
5 -	50.881	26.879	1:17.760 (2)	91.62	0.353	10:25:12.757	
6 -	51.762	27.200	1:18.962	90.22	1.555	10:26:31.719	
7 -	52.703	IN PIT	1:24.939 P	83.87	7.532	10:27:56.658	

Weather / Track : Cloudy / Dry

Donington Park National  
Circuit Length = 1.9790 miles  
Start: 10:18 Flag 10:30 End: 10:33

# BMCRC - MRO Championships 2021 - Rnd 5 @ Donington National

## BMCRC Thunderbike Sport & Rookie Minitwins

### QUALIFYING - SECTOR ANALYSIS



SECTOR 1 = FL to I1, SECTOR 2 = I1 to FL, DIFF = Difference To Personal Best Lap, P = Crossed Finish Line in Pit Lane, D = Time Disallowed

<b>P5 25</b>		<b>Harrison DAY</b>		Honda CBR 600 -			
IDEAL LAP TIME : 1:18.688		BEST LAP TIME : 1:18.688		DIFFERENCE : 0.000			
LAP	SECTOR 1	SECTOR 2	LAP TIME	MPH	DIFF	TIME OF DAY	
1 -	55.373	28.137	1:23.510	85.31	4.822	10:20:25.790	
2 -	52.385	27.772	1:20.157	88.88	1.469	10:21:45.947	
3 -	52.180	27.358	1:19.538	89.57	0.850	10:23:05.485	
4 -	51.582	27.688	1:19.270 (3)	89.87	0.582	10:24:24.755	
5 -	52.188	27.693	1:19.881	89.19	1.193	10:25:44.636	
6 -	52.332	27.329	1:19.661	89.43	0.973	10:27:04.297	
7 -	51.599	27.147	1:18.746 (2)	90.47	0.058	10:28:23.043	
8 -	<b>51.564</b>	<b>27.124</b>	<b>1:18.688 (1)</b>	<b>90.54</b>		<b>10:29:41.731</b>	
9 -	57.068	29.705	1:26.773	82.10	8.085	10:31:08.504	

<b>P6 32 R</b>		<b>Jack WILLIAMS</b>		Honda CBR600 -			
IDEAL LAP TIME : 1:19.446		BEST LAP TIME : 1:19.446		DIFFERENCE : 0.000			
LAP	SECTOR 1	SECTOR 2	LAP TIME	MPH	DIFF	TIME OF DAY	
1 -	1:01.426	31.364	1:32.790	76.78	13.344	10:20:26.787	
2 -	57.111	29.664	1:26.775	82.10	7.329	10:21:53.562	
3 -	54.400	28.566	1:22.966	85.87	3.520	10:23:16.528	
4 -	52.754	27.918	1:20.672	88.31	1.226	10:24:37.200	
5 -	53.150	28.075	1:21.225	87.71	1.779	10:25:58.425	
6 -	52.355	27.749	1:20.104 (2)	88.94	0.658	10:27:18.529	
7 -	<b>51.919</b>	<b>27.527</b>	<b>1:19.446 (1)</b>	<b>89.67</b>		<b>10:28:37.975</b>	
8 -	52.122	28.628	1:20.750	88.23	1.304	10:29:58.725	
9 -	52.464	28.131	1:20.595 (3)	88.40	1.149	10:31:19.320	

<b>P7 48</b>		<b>Shaun WALLIS</b>		Yamaha R6 - MBC Despatch Racing			
IDEAL LAP TIME : 1:19.315		BEST LAP TIME : 1:19.470		DIFFERENCE : 0.155			
LAP	SECTOR 1	SECTOR 2	LAP TIME	MPH	DIFF	TIME OF DAY	
1 -	56.249	28.502	1:24.751	84.06	5.281	10:20:12.263	
2 -	52.392	28.683	1:21.075	87.87	1.605	10:21:33.338	
3 -	52.048	28.131	1:20.179	88.85	0.709	10:22:53.517	
4 -	<b>51.681</b>	27.789	<b>1:19.470 (1)</b>	<b>89.65</b>		<b>10:24:12.987</b>	
5 -	51.831	28.249	1:20.080 (2)	88.96	0.610	10:25:33.067	
6 -	54.482	<b>27.634</b>	1:22.116	86.76	2.646	10:26:55.183	
7 -	52.668	27.962	1:20.630	88.36	1.160	10:28:15.813	
8 -	52.891	29.304	1:22.195	86.67	2.725	10:29:38.008	
9 -	52.288	27.839	1:20.127 (3)	88.91	0.657	10:30:58.135	

<b>P8 84</b>		<b>Ricardo BRANCO</b>		Yamaha R6 - IMP Racing			
IDEAL LAP TIME : 1:19.461		BEST LAP TIME : 1:19.557		DIFFERENCE : 0.096			
LAP	SECTOR 1	SECTOR 2	LAP TIME	MPH	DIFF	TIME OF DAY	
1 -	55.810	28.181	1:23.991	84.82	4.434	10:20:12.754	
2 -	52.201	28.532	1:20.733	88.24	1.176	10:21:33.487	
3 -	52.363	28.455	1:20.818	88.15	1.261	10:22:54.305	
4 -	51.814	<b>27.743</b>	<b>1:19.557 (1)</b>	<b>89.55</b>		<b>10:24:13.862</b>	
5 -	<b>51.718</b>	28.091	1:19.809 (2)	89.27	0.252	10:25:33.671	
6 -	54.284	27.944	1:22.228	86.64	2.671	10:26:55.899	
7 -	52.329	27.845	1:20.174	88.86	0.617	10:28:16.073	
8 -	51.822	28.529	1:20.351	88.66	0.794	10:29:36.424	
9 -	51.850	28.124	1:19.974 (3)	89.08	0.417	10:30:56.398	

Weather / Track : Cloudy / Dry

Donington Park National  
Circuit Length = 1.9790 miles  
Start: 10:18 Flag 10:30 End: 10:33

# BMCRC - MRO Championships 2021 - Rnd 5 @ Donington National

## BMCRC Thunderbike Sport & Rookie Minitwins

### QUALIFYING - SECTOR ANALYSIS



SECTOR 1 = FL to I1, SECTOR 2 = I1 to FL, DIFF = Difference To Personal Best Lap, P = Crossed Finish Line in Pit Lane, D = Time Disallowed

<b>P9 22</b>		<b>Matthew MAY</b>		Honda CBR600F3 - Late Breakers			
IDEAL LAP TIME : 1:19.497		BEST LAP TIME : 1:19.640		DIFFERENCE : 0.143			
LAP	SECTOR 1	SECTOR 2	LAP TIME	MPH	DIFF	TIME OF DAY	
1 -	56.840	29.833	1:26.673	82.20	7.033	10:20:36.238	
2 -	53.612	28.394	1:22.006	86.87	2.366	10:21:58.244	
3 -	53.028	28.744	1:21.772 (3)	87.12	2.132	10:23:20.016	
4 -	51.959	<b>27.847</b>	1:19.806 (2)	89.27	0.166	10:24:39.822	
5 -	<b>51.650</b>	27.990	<b>1:19.640 (1)</b>	<b>89.46</b>		<b>10:25:59.462</b>	
6 -	57.488	IN PIT	1:35.546 P	74.56	15.906	10:27:35.008	

<b>P10 81</b>		<b>Malvern MAY</b>		Honda CBR600RR -			
IDEAL LAP TIME : 1:19.606		BEST LAP TIME : 1:19.815		DIFFERENCE : 0.209			
LAP	SECTOR 1	SECTOR 2	LAP TIME	MPH	DIFF	TIME OF DAY	
1 -	56.732	29.354	1:26.086	82.76	6.271	10:20:05.670	
2 -	53.869	28.277	1:22.146	86.73	2.331	10:21:27.816	
3 -	52.608	<b>27.835</b>	1:20.443 (3)	88.56	0.628	10:22:48.259	
4 -	54.416	29.093	1:23.509	85.31	3.694	10:24:11.768	
5 -	52.507	28.652	1:21.159	87.78	1.344	10:25:32.927	
6 -	53.790	27.880	1:21.670	87.23	1.855	10:26:54.597	
7 -	51.881	28.334	1:20.215 (2)	88.81	0.400	10:28:14.812	
8 -	52.693	29.312	1:22.005	86.88	2.190	10:29:36.817	
9 -	<b>51.771</b>	28.044	<b>1:19.815 (1)</b>	<b>89.26</b>		<b>10:30:56.632</b>	

<b>P11 828</b>		<b>David SPENCER</b>		Suzuki GSXR 600 -			
IDEAL LAP TIME : 1:19.382		BEST LAP TIME : 1:19.904		DIFFERENCE : 0.522			
LAP	SECTOR 1	SECTOR 2	LAP TIME	MPH	DIFF	TIME OF DAY	
1 -	57.283	29.375	1:26.658	82.21	6.754	10:20:47.804	
2 -	52.621	28.946	1:21.567	87.34	1.663	10:22:09.371	
3 -	52.623	27.983	1:20.606 (3)	88.38	0.702	10:23:29.977	
4 -	52.091	27.813	<b>1:19.904 (1)</b>	<b>89.16</b>		<b>10:24:49.881</b>	
5 -	<b>51.755</b>	28.885	1:20.640	88.35	0.736	10:26:10.521	
6 -	52.291	<b>27.627</b>	1:19.918 (2)	89.14	0.014	10:27:30.439	
7 -	55.787	28.511	1:24.298	84.51	4.394	10:28:54.737	
8 -	52.043	IN PIT	1:29.517 P	79.58	9.613	10:30:24.254	

<b>P12 351</b>		<b>Sam DIGBY-BAKER</b>		Yamaha R6 -			
IDEAL LAP TIME : 1:20.482		BEST LAP TIME : 1:20.482		DIFFERENCE : 0.000			
LAP	SECTOR 1	SECTOR 2	LAP TIME	MPH	DIFF	TIME OF DAY	
1 -	57.279	29.302	1:26.581	82.28	6.099	10:20:05.321	
2 -	55.174	28.796	1:23.970	84.84	3.488	10:21:29.291	
3 -	52.810	28.379	1:21.189 (3)	87.75	0.707	10:22:50.480	
4 -	53.111	29.309	1:22.420	86.44	1.938	10:24:12.900	
5 -	53.350	28.373	1:21.723	87.18	1.241	10:25:34.623	
6 -	54.258	28.276	1:22.534	86.32	2.052	10:26:57.157	
7 -	<b>52.284</b>	<b>28.198</b>	<b>1:20.482 (1)</b>	<b>88.52</b>		<b>10:28:17.639</b>	
8 -	52.382	28.838	1:21.220	87.72	0.738	10:29:38.859	
9 -	52.391	28.318	1:20.709 (2)	88.27	0.227	10:30:59.568	

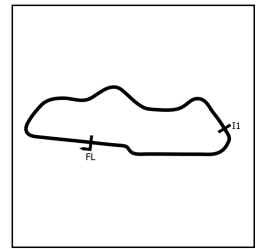
Weather / Track : Cloudy / Dry

Donington Park National  
 Circuit Length = 1.9790 miles  
 Start: 10:18 Flag 10:30 End: 10:33

# BMCRC - MRO Championships 2021 - Rnd 5 @ Donington National

## BMCRC Thunderbike Sport & Rookie Minitwins

### QUALIFYING - SECTOR ANALYSIS



SECTOR 1 = FL to I1, SECTOR 2 = I1 to FL, DIFF = Difference To Personal Best Lap, P = Crossed Finish Line in Pit Lane, D = Time Disallowed

P13 168 R		Aaron DALRYMPLE		Suzuki GSXR 600 -			
IDEAL LAP TIME : 1:20.133		BEST LAP TIME : 1:20.582		DIFFERENCE : 0.449			
LAP	SECTOR 1	SECTOR 2	LAP TIME	MPH	DIFF	TIME OF DAY	
1 -	57.167	29.421	1:26.588	82.28	6.006	10:20:25.458	
2 -	53.734	28.502	1:22.236	86.63	1.654	10:21:47.694	
3 -	<b>52.275</b>	28.307	<b>1:20.582 (1)</b>	<b>88.41</b>		<b>10:23:08.276</b>	
4 -	52.934	28.168	1:21.102	87.84	0.520	10:24:29.378	
5 -	52.632	28.629	1:21.261	87.67	0.679	10:25:50.639	
6 -	53.462	<b>27.858</b>	1:21.320	87.61	0.738	10:27:11.959	
7 -	52.906	28.149	1:21.055 (3)	87.89	0.473	10:28:33.014	
8 -	52.608	28.376	1:20.984 (2)	87.97	0.402	10:29:53.998	
9 -	53.994	28.345	1:22.339	86.52	1.757	10:31:16.337	

P14 166 RMT		Nicholas BAKER		Suzuki SV650 - K66			
IDEAL LAP TIME : 1:20.646		BEST LAP TIME : 1:20.910		DIFFERENCE : 0.264			
LAP	SECTOR 1	SECTOR 2	LAP TIME	MPH	DIFF	TIME OF DAY	
1 -	58.014	29.595	1:27.609	81.32	6.699	10:20:45.366	
2 -	54.323	31.123	1:25.446	83.38	4.536	10:22:10.812	
3 -	53.622	28.819	1:22.441	86.42	1.531	10:23:33.253	
4 -	<b>52.380</b>	28.530	<b>1:20.910 (1)</b>	<b>88.05</b>		<b>10:24:54.163</b>	
5 -	53.152	28.491	1:21.643 (3)	87.26	0.733	10:26:15.806	
6 -	52.673	29.023	1:21.696	87.20	0.786	10:27:37.502	
7 -	54.455	32.593	1:27.048	81.84	6.138	10:29:04.550	
8 -	53.344	<b>28.266</b>	1:21.610 (2)	87.30	0.700	10:30:26.160	
9 -	53.323	28.403	1:21.726	87.17	0.816	10:31:47.886	

P15 49 R		Oli CHAYTOR		Yamaha R6 - PearTree Racing			
IDEAL LAP TIME : 1:21.334		BEST LAP TIME : 1:21.342		DIFFERENCE : 0.008			
LAP	SECTOR 1	SECTOR 2	LAP TIME	MPH	DIFF	TIME OF DAY	
1 -	1:00.508	30.271	1:30.779	78.48	9.437	10:20:32.702	
2 -	55.884	29.387	1:25.271	83.55	3.929	10:21:57.973	
3 -	55.554	28.938	1:24.492	84.32	3.150	10:23:22.465	
4 -	54.081	28.661	1:22.742 (3)	86.10	1.400	10:24:45.207	
5 -	55.793	29.296	1:25.089	83.73	3.747	10:26:10.296	
6 -	54.587	28.720	1:23.307	85.52	1.965	10:27:33.603	
7 -	56.351	28.666	1:25.017	83.80	3.675	10:28:58.620	
8 -	<b>53.210</b>	28.302	1:21.512 (2)	87.40	0.170	10:30:20.132	
9 -	53.218	<b>28.124</b>	<b>1:21.342 (1)</b>	<b>87.58</b>		<b>10:31:41.474</b>	

P16 123 RMT		Adam FORSYTH		Suzuki SV650 - Rock Oil			
IDEAL LAP TIME : 1:21.779		BEST LAP TIME : 1:21.856		DIFFERENCE : 0.077			
LAP	SECTOR 1	SECTOR 2	LAP TIME	MPH	DIFF	TIME OF DAY	
1 -	57.922	29.249	1:27.171	81.73	5.315	10:20:14.398	
2 -	55.250	28.586	1:23.836	84.98	1.980	10:21:38.234	
3 -	54.514	28.513	1:23.027	85.81	1.171	10:23:01.261	
4 -	53.828	28.443	1:22.271 (3)	86.59	0.415	10:24:23.532	
5 -	54.997	29.434	1:24.431	84.38	2.575	10:25:47.963	
6 -	<b>53.448</b>	28.408	<b>1:21.856 (1)</b>	<b>87.03</b>		<b>10:27:09.819</b>	
7 -	54.214	28.462	1:22.676	86.17	0.820	10:28:32.495	
8 -	53.916	30.985	1:24.901	83.91	3.045	10:29:57.396	
9 -	53.695	<b>28.331</b>	1:22.026 (2)	86.85	0.170	10:31:19.422	

Weather / Track : Cloudy / Dry

Donington Park National  
Circuit Length = 1.9790 miles  
Start: 10:18 Flag 10:30 End: 10:33

# BMCRC - MRO Championships 2021 - Rnd 5 @ Donington National

## BMCRC Thunderbike Sport & Rookie Minitwins

### QUALIFYING - SECTOR ANALYSIS



SECTOR 1 = FL to I1, SECTOR 2 = I1 to FL, DIFF = Difference To Personal Best Lap, P = Crossed Finish Line in Pit Lane, D = Time Disallowed

P17 62 RMT James KING			Suzuki SV650 - King and Drury construction			
IDEAL LAP TIME : 1:21.765		BEST LAP TIME : 1:21.876		DIFFERENCE : 0.111		
LAP	SECTOR 1	SECTOR 2	LAP TIME	MPH	DIFF	TIME OF DAY
1 -	58.776	29.804	1:28.580	80.43	6.704	10:20:44.406
2 -	54.976	30.723	1:25.699	83.13	3.823	10:22:10.105
3 -	54.125	29.271	1:23.396	85.43	1.520	10:23:33.501
4 -	53.241	<b>28.664</b>	1:21.905 (2)	86.98	0.029	10:24:55.406
5 -	54.712	28.902	1:23.614	85.20	1.738	10:26:19.020
6 -	53.606	28.770	1:22.376 (3)	86.48	0.500	10:27:41.396
7 -	54.291	29.277	1:23.568	85.25	1.692	10:29:04.964
8 -	53.563	28.924	1:22.487	86.37	0.611	10:30:27.451
9 -	<b>53.101</b>	28.775	<b>1:21.876 (1)</b>	<b>87.01</b>		<b>10:31:49.327</b>

P18 36 RMT Shaun O'REILLY			Suzuki SV650 - Muzzi Moto Racing			
IDEAL LAP TIME : 1:21.795		BEST LAP TIME : 1:22.007		DIFFERENCE : 0.212		
LAP	SECTOR 1	SECTOR 2	LAP TIME	MPH	DIFF	TIME OF DAY
1 -	57.983	30.156	1:28.139	80.83	6.132	10:20:17.926
2 -	54.636	29.057	1:23.693	85.12	1.686	10:21:41.619
3 -	53.847	28.887	1:22.734	86.11	0.727	10:23:04.353
4 -	<b>53.209</b>	28.903	1:22.112 (3)	86.76	0.105	10:24:26.465
5 -	53.305	28.788	1:22.093 (2)	86.78	0.086	10:25:48.558
6 -	53.426	28.822	1:22.248	86.62	0.241	10:27:10.806
7 -	54.788	<b>28.586</b>	1:23.374	85.45	1.367	10:28:34.180
8 -	53.265	28.742	<b>1:22.007 (1)</b>	<b>86.87</b>		<b>10:29:56.187</b>
9 -	54.233	28.922	1:23.155	85.67	1.148	10:31:19.342

P19 72 RMT Mark GILLAM			Suzuki SV650 - No More Straps Ltd			
IDEAL LAP TIME : 1:21.992		BEST LAP TIME : 1:22.254		DIFFERENCE : 0.262		
LAP	SECTOR 1	SECTOR 2	LAP TIME	MPH	DIFF	TIME OF DAY
1 -	56.784	30.611	1:27.395	81.52	5.141	10:20:19.098
2 -	54.820	29.089	1:23.909	84.90	1.655	10:21:43.007
3 -	53.920	29.135	1:23.055	85.78	0.801	10:23:06.062
4 -	54.096	28.926	1:23.022	85.81	0.768	10:24:29.084
5 -	53.942	28.808	1:22.750 (3)	86.09	0.496	10:25:51.834
6 -	54.071	<b>28.476</b>	1:22.547 (2)	86.31	0.293	10:27:14.381
7 -	<b>53.516</b>	28.738	<b>1:22.254 (1)</b>	<b>86.61</b>		<b>10:28:36.635</b>
8 -	1:08.241	35.114	1:43.355	68.93	21.101	10:30:19.990
9 -	54.836	28.693	1:23.529	85.29	1.275	10:31:43.519

P20 63 RMT Stephen PERFITT			Suzuki SV650 - PKP Services Ltd			
IDEAL LAP TIME : 1:21.832		BEST LAP TIME : 1:22.255		DIFFERENCE : 0.423		
LAP	SECTOR 1	SECTOR 2	LAP TIME	MPH	DIFF	TIME OF DAY
1 -	58.385	30.112	1:28.497	80.50	6.242	10:20:37.612
2 -	54.675	28.680	1:23.355	85.47	1.100	10:22:00.967
3 -	54.274	<b>28.616</b>	1:22.890	85.95	0.635	10:23:23.857
4 -	53.420	28.835	<b>1:22.255 (1)</b>	<b>86.61</b>		<b>10:24:46.112</b>
5 -	55.058	29.454	1:24.512	84.30	2.257	10:26:10.624
6 -	54.596	28.827	1:23.423	85.40	1.168	10:27:34.047
7 -	55.064	28.835	1:23.899	84.91	1.644	10:28:57.946
8 -	<b>53.216</b>	29.446	1:22.662 (3)	86.19	0.407	10:30:20.608
9 -	53.861	28.736	1:22.597 (2)	86.25	0.342	10:31:43.205

Weather / Track : Cloudy / Dry

Donington Park National  
Circuit Length = 1.9790 miles  
Start: 10:18 Flag 10:30 End: 10:33

# BMCRC - MRO Championships 2021 - Rnd 5 @ Donington National

## BMCRC Thunderbike Sport & Rookie Minitwins

### QUALIFYING - SECTOR ANALYSIS



SECTOR 1 = FL to I1, SECTOR 2 = I1 to FL, DIFF = Difference To Personal Best Lap, P = Crossed Finish Line in Pit Lane, D = Time Disallowed

P21 333 R		Mark STUBBERFIELD		Yamaha R6 - Polished concrete London		
IDEAL LAP TIME : 1:21.618		BEST LAP TIME : 1:22.312		DIFFERENCE : 0.694		
LAP	SECTOR 1	SECTOR 2	LAP TIME	MPH	DIFF	TIME OF DAY
1 -	58.353	29.097	1:27.450	81.47	5.138	10:20:06.067
2 -	55.585	28.890	1:24.475	84.34	2.163	10:21:30.542
3 -	54.542	28.883	1:23.425 (2)	85.40	1.113	10:22:53.967
4 -	<b>53.431</b>	28.881	<b>1:22.312 (1)</b>	<b>86.55</b>		<b>10:24:16.279</b>
5 -	57.185	29.280	1:26.465	82.39	4.153	10:25:42.744
6 -	55.974	29.336	1:25.310	83.51	2.998	10:27:08.054
7 -	56.487	28.952	1:25.439	83.38	3.127	10:28:33.493
8 -	53.671	30.276	1:23.947	84.87	1.635	10:29:57.440
9 -	55.369	<b>28.187</b>	1:23.556 (3)	85.26	1.244	10:31:20.996

P22 37		Ricky WOODS		Suzuki GSXR 600 - KTS Vehicle Repairs		
IDEAL LAP TIME : 1:22.939		BEST LAP TIME : 1:23.209		DIFFERENCE : 0.270		
LAP	SECTOR 1	SECTOR 2	LAP TIME	MPH	DIFF	TIME OF DAY
1 -	58.815	30.123	1:28.938	80.10	5.729	10:20:37.853
2 -	55.631	28.651	1:24.282	84.53	1.073	10:22:02.135
3 -	55.065	29.083	1:24.148	84.66	0.939	10:23:26.283
4 -	<b>54.292</b>	28.987	1:23.279 (2)	85.55	0.070	10:24:49.562
5 -	54.704	29.570	1:24.274	84.54	1.065	10:26:13.836
6 -	54.335	28.874	<b>1:23.209 (1)</b>	<b>85.62</b>		<b>10:27:37.045</b>
7 -	54.467	29.331	1:23.798	85.02	0.589	10:29:00.843
8 -	55.017	29.654	1:24.671	84.14	1.462	10:30:25.514
9 -	54.812	<b>28.647</b>	1:23.459 (3)	85.36	0.250	10:31:48.973

P23 919 RMT		Andrew BELLIS		Suzuki SV650 - Cunco Ltd		
IDEAL LAP TIME : 1:23.133		BEST LAP TIME : 1:23.256		DIFFERENCE : 0.123		
LAP	SECTOR 1	SECTOR 2	LAP TIME	MPH	DIFF	TIME OF DAY
1 -	59.660	30.164	1:29.824	79.31	6.568	10:20:10.005
2 -	57.296	29.321	1:26.617	82.25	3.361	10:21:36.622
3 -	56.244	29.046	1:25.290	83.53	2.034	10:23:01.912
4 -	54.943	29.193	1:24.136	84.68	0.880	10:24:26.048
5 -	54.439	29.298	1:23.737 (3)	85.08	0.481	10:25:49.785
6 -	54.502	28.965	1:23.467 (2)	85.35	0.211	10:27:13.252
7 -	54.893	<b>28.895</b>	1:23.788	85.03	0.532	10:28:37.040
8 -	<b>54.238</b>	29.018	<b>1:23.256 (1)</b>	<b>85.57</b>		<b>10:30:00.296</b>
9 -	54.995	28.976	1:23.971	84.84	0.715	10:31:24.267

P24 959 RMT		Justin GRACE		Suzuki SV650 -		
IDEAL LAP TIME : 1:23.346		BEST LAP TIME : 1:23.346		DIFFERENCE : 0.000		
LAP	SECTOR 1	SECTOR 2	LAP TIME	MPH	DIFF	TIME OF DAY
1 -	1:03.364	31.811	1:35.175	74.85	11.829	10:20:19.235
2 -	58.190	30.475	1:28.665	80.35	5.319	10:21:47.900
3 -	56.749	30.675	1:27.424	81.49	4.078	10:23:15.324
4 -	57.735	29.561	1:27.296	81.61	3.950	10:24:42.620
5 -	57.117	29.800	1:26.917	81.97	3.571	10:26:09.537
6 -	56.742	29.538	1:26.280 (3)	82.57	2.934	10:27:35.817
7 -	55.733	31.207	1:26.940	81.94	3.594	10:29:02.757
8 -	55.607	29.878	1:25.485 (2)	83.34	2.139	10:30:28.242
9 -	<b>54.405</b>	<b>28.941</b>	<b>1:23.346 (1)</b>	<b>85.48</b>		<b>10:31:51.588</b>

Weather / Track : Cloudy / Dry

Donington Park National  
Circuit Length = 1.9790 miles  
Start: 10:18 Flag 10:30 End: 10:33



# BMCRC - MRO Championships 2021 - Rnd 5 @ Donington National

## BMCRC Thunderbike Sport & Rookie Minitwins

### QUALIFYING - SECTOR ANALYSIS



SECTOR 1 = FL to I1, SECTOR 2 = I1 to FL, DIFF = Difference To Personal Best Lap, P = Crossed Finish Line in Pit Lane, D = Time Disallowed

P25 130 RMT Vince JONES			Suzuki SV650 -			
IDEAL LAP TIME : 1:23.397			BEST LAP TIME : 1:23.414		DIFFERENCE : 0.017	
LAP	SECTOR 1	SECTOR 2	LAP TIME	MPH	DIFF	TIME OF DAY
1 -	59.610	30.367	1:29.977	79.18	6.563	10:20:31.003
2 -	56.453	29.295	1:25.748	83.08	2.334	10:21:56.751
3 -	55.086	28.961	1:24.047 (3)	84.76	0.633	10:23:20.798
4 -	54.787	29.174	1:23.961 (2)	84.85	0.547	10:24:44.759
5 -	56.139	31.167	1:27.306	81.60	3.892	10:26:12.065
6 -	<b>54.562</b>	30.196	1:24.758	84.05	1.344	10:27:36.823
7 -	57.190	30.865	1:28.055	80.91	4.641	10:29:04.878
8 -	55.932	30.422	1:26.354	82.50	2.940	10:30:31.232
9 -	54.579	<b>28.835</b>	<b>1:23.414 (1)</b>	<b>85.41</b>		<b>10:31:54.646</b>

P26 234 RMT Andy FLUX			Suzuki SV650 - Mach 1 Automotive LTD / Goodwin Pest Manag			
IDEAL LAP TIME : 1:23.092			BEST LAP TIME : 1:23.617		DIFFERENCE : 0.525	
LAP	SECTOR 1	SECTOR 2	LAP TIME	MPH	DIFF	TIME OF DAY
1 -	58.124	31.495	1:29.619	79.49	6.002	10:20:27.241
2 -	55.931	29.242	1:25.173	83.64	1.556	10:21:52.414
3 -	54.482	29.189	1:23.671 (2)	85.15	0.054	10:23:16.085
4 -	55.903	28.983	1:24.886	83.93	1.269	10:24:40.971
5 -	54.746	<b>28.871</b>	<b>1:23.617 (1)</b>	<b>85.20</b>		<b>10:26:04.588</b>
6 -	54.610	30.167	1:24.777	84.03	1.160	10:27:29.365
7 -	56.532	29.427	1:25.959	82.88	2.342	10:28:55.324
8 -	<b>54.221</b>	30.223	1:24.444	84.37	0.827	10:30:19.768
9 -	54.822	29.484	1:24.306 (3)	84.50	0.689	10:31:44.074

P27 80 R Stephen LANE			Kawasaki ZX6R -			
IDEAL LAP TIME : 1:23.266			BEST LAP TIME : 1:23.680		DIFFERENCE : 0.414	
LAP	SECTOR 1	SECTOR 2	LAP TIME	MPH	DIFF	TIME OF DAY
1 -	59.749	30.216	1:29.965	79.19	6.285	10:20:29.796
2 -	56.864	29.212	1:26.076	82.77	2.396	10:21:55.872
3 -	55.156	28.700	1:23.856 (2)	84.96	0.176	10:23:19.728
4 -	55.291	29.169	1:24.460	84.35	0.780	10:24:44.188
5 -	56.198	29.332	1:25.530	83.29	1.850	10:26:09.718
6 -	<b>54.616</b>	29.064	<b>1:23.680 (1)</b>	<b>85.14</b>		<b>10:27:33.398</b>
7 -	56.743	30.338	1:27.081	81.81	3.401	10:29:00.479
8 -	55.248	29.112	1:24.360	84.45	0.680	10:30:24.839
9 -	55.213	<b>28.650</b>	1:23.863 (3)	84.95	0.183	10:31:48.702

P28 139 R Rob MARLEY			Honda CBR600F3 - PearTree Racing			
IDEAL LAP TIME : 1:23.944			BEST LAP TIME : 1:23.944		DIFFERENCE : 0.000	
LAP	SECTOR 1	SECTOR 2	LAP TIME	MPH	DIFF	TIME OF DAY
1 -	58.742	30.619	1:29.361	79.72	5.417	10:20:40.541
2 -	58.617	32.102	1:30.719	78.53	6.775	10:22:11.260
3 -	58.450	31.286	1:29.736	79.39	5.792	10:23:40.996
4 -	55.230	29.319	1:24.549 (2)	84.26	0.605	10:25:05.545
5 -	55.182	30.002	1:25.184	83.63	1.240	10:26:30.729
6 -	56.065	29.481	1:25.546	83.28	1.602	10:27:56.275
7 -	55.193	29.439	1:24.632 (3)	84.18	0.688	10:29:20.907
8 -	<b>54.892</b>	<b>29.052</b>	<b>1:23.944 (1)</b>	<b>84.87</b>		<b>10:30:44.851</b>
9 -	55.390	30.545	1:25.935	82.90	1.991	10:32:10.786

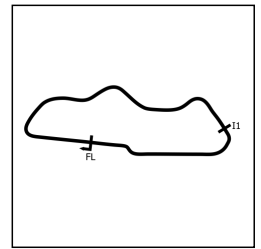
Weather / Track : Cloudy / Dry

Donington Park National  
Circuit Length = 1.9790 miles  
Start: 10:18 Flag 10:30 End: 10:33

# BMCRC - MRO Championships 2021 - Rnd 5 @ Donington National

## BMCRC Thunderbike Sport & Rookie Minitwins

### QUALIFYING - SECTOR ANALYSIS



SECTOR 1 = FL to I1, SECTOR 2 = I1 to FL, DIFF = Difference To Personal Best Lap, P = Crossed Finish Line in Pit Lane, D = Time Disallowed

<b>P29 23</b>		<b>Claire BECKETT</b>		Suzuki SV650 - P Sheils & Sons			
IDEAL LAP TIME : 1:23.617		BEST LAP TIME : 1:23.947		DIFFERENCE : 0.330			
LAP	SECTOR 1	SECTOR 2	LAP TIME	MPH	DIFF	TIME OF DAY	
1 -	57.162	29.248	1:26.410	82.45	2.463	10:20:04.610	
2 -	55.281	29.212	1:24.493 (3)	84.32	0.546	10:21:29.103	
3 -	55.249	30.188	1:25.437	83.39	1.490	10:22:54.540	
4 -	<b>54.784</b>	29.240	1:24.024 (2)	84.79	0.077	10:24:18.564	
5 -	56.562	29.234	1:25.796	83.04	1.849	10:25:44.360	
6 -	55.437	29.307	1:24.744	84.07	0.797	10:27:09.104	
7 -	56.172	29.727	1:25.899	82.94	1.952	10:28:35.003	
8 -	54.801	30.104	1:24.905	83.91	0.958	10:29:59.908	
9 -	55.114	<b>28.833</b>	<b>1:23.947 (1)</b>	<b>84.87</b>		<b>10:31:23.855</b>	

<b>P30 29 RMT</b>		<b>Hayden KILLWORTH</b>		Suzuki SV650 - BK Racing			
IDEAL LAP TIME : 1:24.533		BEST LAP TIME : 1:25.091		DIFFERENCE : 0.558			
LAP	SECTOR 1	SECTOR 2	LAP TIME	MPH	DIFF	TIME OF DAY	
1 -	1:00.461	30.976	1:31.437	77.91	6.346	10:20:44.096	
2 -	57.092	30.316	1:27.408	81.51	2.317	10:22:11.504	
3 -	57.886	31.153	1:29.039	80.01	3.948	10:23:40.543	
4 -	56.048	30.197	1:26.245	82.60	1.154	10:25:06.788	
5 -	56.316	30.506	1:26.822	82.06	1.731	10:26:33.610	
6 -	56.018	<b>29.593</b>	1:25.611 (2)	83.22	0.520	10:27:59.221	
7 -	55.759	30.170	1:25.929 (3)	82.91	0.838	10:29:25.150	
8 -	<b>54.940</b>	30.151	<b>1:25.091 (1)</b>	<b>83.72</b>		<b>10:30:50.241</b>	
9 -	56.215	30.199	1:26.414	82.44	1.323	10:32:16.655	

<b>P31 455 RMT</b>		<b>Tyler DONOVAN</b>		Suzuki SV650 -			
IDEAL LAP TIME : 1:24.870		BEST LAP TIME : 1:25.165		DIFFERENCE : 0.295			
LAP	SECTOR 1	SECTOR 2	LAP TIME	MPH	DIFF	TIME OF DAY	
1 -	1:02.061	30.869	1:32.930	76.66	7.765	10:24:01.190	
2 -	1:00.395	30.638	1:31.033	78.26	5.868	10:25:32.223	
3 -	57.970	29.566	1:27.536	81.39	2.371	10:26:59.759	
4 -	57.200	<b>29.160</b>	1:26.360 (2)	82.49	1.195	10:28:26.119	
5 -	56.982	29.380	1:26.362 (3)	82.49	1.197	10:29:52.481	
6 -	<b>55.710</b>	29.455	<b>1:25.165 (1)</b>	<b>83.65</b>		<b>10:31:17.646</b>	

<b>P32 101</b>		<b>Glen TRIPP</b>		Honda CBR 600FW - yaki too racing			
IDEAL LAP TIME : 1:24.970		BEST LAP TIME : 1:25.289		DIFFERENCE : 0.319			
LAP	SECTOR 1	SECTOR 2	LAP TIME	MPH	DIFF	TIME OF DAY	
1 -	1:02.097	30.557	1:32.654	76.89	7.365	10:20:47.769	
2 -	56.511	29.419	1:25.930	82.91	0.641	10:22:13.699	
3 -	56.539	30.914	1:27.453	81.46	2.164	10:23:41.152	
4 -	56.554	29.618	1:26.172	82.67	0.883	10:25:07.324	
5 -	56.164	<b>29.236</b>	1:25.400 (3)	83.42	0.111	10:26:32.724	
6 -	56.084	29.533	1:25.617	83.21	0.328	10:27:58.341	
7 -	55.888	29.488	1:25.376 (2)	83.45	0.087	10:29:23.717	
8 -	<b>55.734</b>	30.368	1:26.102	82.74	0.813	10:30:49.819	
9 -	56.025	29.264	<b>1:25.289 (1)</b>	<b>83.53</b>		<b>10:32:15.108</b>	

Weather / Track : Cloudy / Dry

Donington Park National  
Circuit Length = 1.9790 miles  
Start: 10:18 Flag 10:30 End: 10:33

# BMCRC - MRO Championships 2021 - Rnd 5 @ Donington National

## BMCRC Thunderbike Sport & Rookie Minitwins

### QUALIFYING - SECTOR ANALYSIS



SECTOR 1 = FL to I1, SECTOR 2 = I1 to FL, DIFF = Difference To Personal Best Lap, P = Crossed Finish Line in Pit Lane, D = Time Disallowed

P33 193 RMT Tony BOTTO			Suzuki SV650 - TB Motorcycles			
IDEAL LAP TIME : 1:25.965		BEST LAP TIME : 1:26.229		DIFFERENCE : 0.264		
LAP	SECTOR 1	SECTOR 2	LAP TIME	MPH	DIFF	TIME OF DAY
1 -	1:00.533	30.745	1:31.278	78.05	5.049	10:20:11.755
2 -	57.584	31.794	1:29.378	79.71	3.149	10:21:41.133
3 -	57.352	29.907	1:27.259	81.64	1.030	10:23:08.392
4 -	56.929	30.046	1:26.975 (3)	81.91	0.746	10:24:35.367
5 -	56.852	<b>29.750</b>	1:26.602 (2)	82.26	0.373	10:26:01.969
6 -	<b>56.215</b>	30.014	<b>1:26.229 (1)</b>	<b>82.62</b>		<b>10:27:28.198</b>
7 -	57.536	43.173	1:40.709	70.74	14.480	10:29:08.907
8 -	57.439	30.741	1:28.180	80.79	1.951	10:30:37.087
9 -	56.534	31.351	1:27.885	81.06	1.656	10:32:04.972

P34 188 RMT Tim FRAMPTON			Suzuki SV650 - K66			
IDEAL LAP TIME : 1:26.373		BEST LAP TIME : 1:26.376		DIFFERENCE : 0.003		
LAP	SECTOR 1	SECTOR 2	LAP TIME	MPH	DIFF	TIME OF DAY
1 -	1:04.006	30.829	1:34.835	75.12	8.459	10:20:57.560
2 -	1:06.056	30.849	1:36.905	73.52	10.529	10:22:34.465
3 -	58.032	30.369	1:28.401	80.59	2.025	10:24:02.866
4 -	59.150	31.243	1:30.393	78.81	4.017	10:25:33.259
5 -	58.163	<b>29.871</b>	1:28.034 (3)	80.93	1.658	10:27:01.293
6 -	<b>56.502</b>	29.874	<b>1:26.376 (1)</b>	<b>82.48</b>		<b>10:28:27.669</b>
7 -	56.605	30.440	1:27.045 (2)	81.85	0.669	10:29:54.714
8 -	58.190	30.398	1:28.588	80.42	2.212	10:31:23.302

P35 260 R Greg PYMM			Kawasaki ER6 -			
IDEAL LAP TIME : 1:25.582		BEST LAP TIME : 1:26.650		DIFFERENCE : 1.068		
LAP	SECTOR 1	SECTOR 2	LAP TIME	MPH	DIFF	TIME OF DAY
1 -	1:00.376	31.012	1:31.388	77.96	4.738	10:20:29.695
2 -	58.706	31.012	1:29.718	79.41	3.068	10:21:59.413
3 -	57.455	30.040	1:27.495 (3)	81.42	0.845	10:23:26.908
4 -	56.715	<b>29.935</b>	<b>1:26.650 (1)</b>	<b>82.22</b>		<b>10:24:53.558</b>
5 -	56.615	30.814	1:27.429 (2)	81.49	0.779	10:26:20.987
6 -	56.271	31.368	1:27.639	81.29	0.989	10:27:48.626
7 -	<b>55.647</b>	4:33.855	5:29.502	21.62	4:02.852	10:33:18.128

P36 689 David TREVEIL			Yamaha YZF-R6 -			
IDEAL LAP TIME : 1:27.416		BEST LAP TIME : 1:28.239		DIFFERENCE : 0.823		
LAP	SECTOR 1	SECTOR 2	LAP TIME	MPH	DIFF	TIME OF DAY
1 -	1:03.012	31.747	1:34.759	75.18	6.520	10:20:39.640
2 -	58.694	31.824	1:30.518	78.70	2.279	10:22:10.158
3 -	58.970	32.677	1:31.647	77.74	3.408	10:23:41.805
4 -	58.611	30.700	1:29.311	79.77	1.072	10:25:11.116
5 -	57.782	<b>30.490</b>	1:28.272 (2)	80.71	0.033	10:26:39.388
6 -	<b>56.926</b>	31.313	<b>1:28.239 (1)</b>	<b>80.74</b>		<b>10:28:07.627</b>
7 -	57.920	31.426	1:29.346	79.74	1.107	10:29:36.973
8 -	57.673	31.060	1:28.733 (3)	80.29	0.494	10:31:05.706

Weather / Track : Cloudy / Dry

Donington Park National  
 Circuit Length = 1.9790 miles  
 Start: 10:18 Flag 10:30 End: 10:33

# BMCRC - MRO Championships 2021 - Rnd 5 @ Donington National

## BMCRC Thunderbike Sport & Rookie Minitwins

### QUALIFYING - SECTOR ANALYSIS



SECTOR 1 = FL to I1, SECTOR 2 = I1 to FL, DIFF = Difference To Personal Best Lap, P = Crossed Finish Line in Pit Lane, D = Time Disallowed

P37 138 RMT Craig JARMIN			Suzuki SV650 - BK Racing			
IDEAL LAP TIME : 1:28.684		BEST LAP TIME : 1:28.953		DIFFERENCE : 0.269		
LAP	SECTOR 1	SECTOR 2	LAP TIME	MPH	DIFF	TIME OF DAY
1 -	1:02.811	31.203	1:34.014	75.78	5.061	10:20:48.031
2 -	58.324	<b>30.651</b>	1:28.975 (2)	80.07	0.022	10:22:17.006
3 -	58.752	30.977	1:29.729	79.40	0.776	10:23:46.735
4 -	<b>58.033</b>	30.920	<b>1:28.953 (1)</b>	<b>80.09</b>		<b>10:25:15.688</b>
5 -	58.621	31.203	1:29.824	79.31	0.871	10:26:45.512
6 -	58.812	31.861	1:30.673	78.57	1.720	10:28:16.185
7 -	1:01.549	31.915	1:33.464	76.22	4.511	10:29:49.649
8 -	58.489	30.799	1:29.288 (3)	79.79	0.335	10:31:18.937

P38 119 RMT Philip JOYCE			Suzuki SV650 -			
IDEAL LAP TIME : 1:29.173		BEST LAP TIME : 1:29.180		DIFFERENCE : 0.007		
LAP	SECTOR 1	SECTOR 2	LAP TIME	MPH	DIFF	TIME OF DAY
1 -	1:03.489	32.346	1:35.835	74.34	6.655	10:20:36.478
2 -	1:00.700	32.138	1:32.838	76.74	3.658	10:22:09.316
3 -	59.622	32.254	1:31.876	77.54	2.696	10:23:41.192
4 -	59.181	31.793	1:30.974	78.31	1.794	10:25:12.166
5 -	58.360	<b>31.104</b>	1:29.464 (2)	79.63	0.284	10:26:41.630
6 -	<b>58.069</b>	31.111	<b>1:29.180 (1)</b>	<b>79.89</b>		<b>10:28:10.810</b>
7 -	58.086	31.458	1:29.544 (3)	79.56	0.364	10:29:40.354
8 -	59.868	31.184	1:31.052	78.24	1.872	10:31:11.406

P39 116 RMT Gareth FAITH			Suzuki SV650 - Sitramoto			
IDEAL LAP TIME : 1:33.132		BEST LAP TIME : 1:33.861		DIFFERENCE : 0.729		
LAP	SECTOR 1	SECTOR 2	LAP TIME	MPH	DIFF	TIME OF DAY
1 -	1:06.339	34.911	1:41.250	70.36	7.389	10:20:59.242
2 -	1:04.785	32.832	1:37.617	72.98	3.756	10:22:36.859
3 -	1:02.666	33.001	1:35.667	74.47	1.806	10:24:12.526
4 -	1:05.179	33.869	1:39.048	71.93	5.187	10:25:51.574
5 -	1:03.051	32.550	1:35.601 (3)	74.52	1.740	10:27:27.175
6 -	1:03.344	32.755	1:36.099	74.13	2.238	10:29:03.274
7 -	1:01.860	<b>32.001</b>	<b>1:33.861 (1)</b>	<b>75.90</b>		<b>10:30:37.135</b>
8 -	<b>1:01.131</b>	32.881	1:34.012 (2)	75.78	0.151	10:32:11.147

P40 94 RMT Rebecca HOUGHTON			Suzuki SV650 -			
IDEAL LAP TIME : 1:35.044		BEST LAP TIME : 1:35.044		DIFFERENCE : 0.000		
LAP	SECTOR 1	SECTOR 2	LAP TIME	MPH	DIFF	TIME OF DAY
1 -	1:06.192	34.077	1:40.269	71.05	5.225	10:21:01.203
2 -	1:03.913	33.135	1:37.048	73.41	2.004	10:22:38.251
3 -	<b>1:02.144</b>	<b>32.900</b>	<b>1:35.044 (1)</b>	<b>74.96</b>		<b>10:24:13.295</b>
4 -	1:03.663	33.051	1:36.714	73.66	1.670	10:25:50.009
5 -	1:03.552	32.914	1:36.466 (3)	73.85	1.422	10:27:26.475
6 -	1:03.263	34.929	1:38.192	72.55	3.148	10:29:04.667
7 -	1:03.711	33.677	1:37.388	73.15	2.344	10:30:42.055
8 -	1:02.353	33.220	1:35.573 (2)	74.54	0.529	10:32:17.628

P41 192 RMT Richard MOFFA			Suzuki SV650 -			
IDEAL LAP TIME : 1:23.965		BEST LAP TIME :		DIFFERENCE :		
LAP	SECTOR 1	SECTOR 2	LAP TIME	MPH	DIFF	TIME OF DAY
1 -	58.401	IN PIT	2:26.586 P	48.60		10:21:15.376
2 -	OUTLAP	<b>30.081</b>	1:48.846	65.45		10:23:04.222
3 -	<b>53.884</b>	IN PIT	2:03.993 P	57.46		10:25:08.215

Weather / Track : Cloudy / Dry

Donington Park National  
 Circuit Length = 1.9790 miles  
 Start: 10:18 Flag 10:30 End: 10:33

# BMCRC - MRO Championships 2021 - Rnd 5 @ Donington National

## BMCRC Thunderbike Sport & Rookie Minitwins

### QUALIFYING - BEST SECTORS

SECTOR 1			SECTOR 2			IDEAL / BEST COMPARISON						
POS	NO	NAME	TIME	NO	NAME	TIME	POS	NO	NAME	IDEAL	BEST	DIFF
1	961	SIM	48.449	961	SIM	26.318	1	961	SIM	1:14.767	1:14.767	0.000
2	52	FRICKER	49.561	52	FRICKER	26.552	2	52	FRICKER	1:16.113	1:16.210	0.097
3	624	FEDRICK	50.086	624	FEDRICK	26.697	3	624	FEDRICK	1:16.783	1:16.785	0.002
4	54	JAMISON	50.472	54	JAMISON	26.729	4	54	JAMISON	1:17.201	1:17.407	0.206
5	25	DAY	51.564	25	DAY	27.124	5	25	DAY	1:18.688	1:18.688	0.000
6	22	MAY	51.650	32	WILLIAMS	27.527	6	48	WALLIS	1:19.315	1:19.470	0.155
7	48	WALLIS	51.681	828	SPENCER	27.627	7	828	SPENCER	1:19.382	1:19.904	0.522
8	84	BRANCO	51.718	48	WALLIS	27.634	8	32	WILLIAMS	1:19.446	1:19.446	0.000
9	828	SPENCER	51.755	84	BRANCO	27.743	9	84	BRANCO	1:19.461	1:19.557	0.096
10	81	MAY	51.771	81	MAY	27.835	10	22	MAY	1:19.497	1:19.640	0.143
11	32	WILLIAMS	51.919	22	MAY	27.847	11	81	MAY	1:19.606	1:19.815	0.209
12	168	DALRYMPLE	52.275	168	DALRYMPLE	27.858	12	168	DALRYMPLE	1:20.133	1:20.582	0.449
13	351	DIGBY-BAKER	52.284	49	CHAYTOR	28.124	13	351	DIGBY-BAKER	1:20.482	1:20.482	0.000
14	166	BAKER	52.380	333	STUBBERFIELD	28.187	14	166	BAKER	1:20.646	1:20.910	0.264
15	62	KING	53.101	351	DIGBY-BAKER	28.198	15	49	CHAYTOR	1:21.334	1:21.342	0.008
16	36	O'REILLY	53.209	166	BAKER	28.266	16	333	STUBBERFIELD	1:21.618	1:22.312	0.694
17	49	CHAYTOR	53.210	123	FORSYTH	28.331	17	62	KING	1:21.765	1:21.876	0.111
18	63	PERFITT	53.216	72	GILLAM	28.476	18	123	FORSYTH	1:21.779	1:21.856	0.077
19	333	STUBBERFIELD	53.431	36	O'REILLY	28.586	19	36	O'REILLY	1:21.795	1:22.007	0.212
20	123	FORSYTH	53.448	63	PERFITT	28.616	20	63	PERFITT	1:21.832	1:22.255	0.423
21	72	GILLAM	53.516	37	WOODS	28.647	21	72	GILLAM	1:21.992	1:22.254	0.262
22	192	MOFFA	53.884	80	LANE	28.650	22	37	WOODS	1:22.939	1:23.209	0.270
23	234	FLUX	54.221	62	KING	28.664	23	234	FLUX	1:23.092	1:23.617	0.525
24	919	BELLIS	54.238	23	BECKETT	28.833	24	919	BELLIS	1:23.133	1:23.256	0.123
25	37	WOODS	54.292	130	JONES	28.835	25	80	LANE	1:23.266	1:23.680	0.414
26	959	GRACE	54.405	234	FLUX	28.871	26	959	GRACE	1:23.346	1:23.346	0.000
27	130	JONES	54.562	919	BELLIS	28.895	27	130	JONES	1:23.397	1:23.414	0.017
28	80	LANE	54.616	959	GRACE	28.941	28	23	BECKETT	1:23.617	1:23.947	0.330
29	23	BECKETT	54.784	139	MARLEY	29.052	29	139	MARLEY	1:23.944	1:23.944	0.000
30	139	MARLEY	54.892	455	DONOVAN	29.160	30	192	MOFFA	1:23.965		
31	29	KILLWORTH	54.940	101	TRIPP	29.236	31	29	KILLWORTH	1:24.533	1:25.091	0.558
32	260	PYMM	55.647	29	KILLWORTH	29.593	32	455	DONOVAN	1:24.870	1:25.165	0.295
33	455	DONOVAN	55.710	193	BOTTO	29.750	33	101	TRIPP	1:24.970	1:25.289	0.319
34	101	TRIPP	55.734	188	FRAMPTON	29.871	34	260	PYMM	1:25.582	1:26.650	1.068
35	193	BOTTO	56.215	260	PYMM	29.935	35	193	BOTTO	1:25.965	1:26.229	0.264
36	188	FRAMPTON	56.502	192	MOFFA	30.081	36	188	FRAMPTON	1:26.373	1:26.376	0.003
37	689	TREVEIL	56.926	689	TREVEIL	30.490	37	689	TREVEIL	1:27.416	1:28.239	0.823
38	138	JARMIN	58.033	138	JARMIN	30.651	38	138	JARMIN	1:28.684	1:28.953	0.269
39	119	JOYCE	58.069	119	JOYCE	31.104	39	119	JOYCE	1:29.173	1:29.180	0.007
40	116	FAITH	1:01.131	116	FAITH	32.001	40	116	FAITH	1:33.132	1:33.861	0.729
41	94	HOUGHTON	1:02.144	94	HOUGHTON	32.900	41	94	HOUGHTON	1:35.044	1:35.044	0.000

Weather / Track : Cloudy / Dry

Donington Park National  
Circuit Length = 1.9790 miles  
Start: 10:18 Flag 10:30 End: 10:33

Results can be found at [www.tsl-timing.com](http://www.tsl-timing.com)

Printed - 10:33 Saturday, 04 September 2021

# BMCRC - MRO Championships 2021 - Rnd 5 @ Donington National

## BMCRC Thunderbike Sport & Rookie Minitwins

### QUALIFYING - STATISTICS

**Competitors Started** 41  
**Planned Start** 2021-09-04 @ 10:25:00.000  
**Actual Start** 2021-09-04 @ 10:18:01.781  
**Finish Time** 2021-09-04 @ 10:30:53.840  
**Track Length** 1.9790mi.  
**Total Laps** 349  
**Total Distance Covered** 690.6944mi.

### Session Fastest Lap History

NO	CL	NAME	LAP TIME	TIME OF DAY	LAP	VEHICLE
52		Elliot FRICKER	1:22.718	10:19:59.979	1	Honda CBR600
52		Elliot FRICKER	1:17.988	10:21:17.966	2	Honda CBR600
961		Jack SIM	1:17.822	10:21:18.566	2	Yamaha R6
961		Jack SIM	1:16.170	10:22:34.735	3	Yamaha R6
961		Jack SIM	1:15.607	10:23:50.343	4	Yamaha R6
961		Jack SIM	1:15.411	10:26:21.847	6	Yamaha R6
961		Jack SIM	1:15.166	10:27:37.013	7	Yamaha R6
961		Jack SIM	1:14.767	10:31:23.994	10	Yamaha R6

### Flag History

TYPE	TIME OF DAY
GREEN	10:18:01.781
FINISH	10:30:53.840

### Flag Statistics

TYPE	COUNT	TOTAL LAPS	TOTAL TIME
Green	1	10	15:21.143
Red	0	0	0.000
Safety Car	0	0	0.000
FCY	0	0	0.000

# BMCRC - MRO Championships 2021 - Rnd 5 @ Donington National

## BMCRC Thunderbike Sport & Rookie Minitwins

### QUALIFYING - STATISTICS

CLASS :

15 Starters

#### Fastest Lap History

NO	NAME	LAP TIME	TIME OF DAY	LAP	VEHICLE
52	Elliot FRICKER	1:22.718	10:19:59.979	1	Honda CBR600
52	Elliot FRICKER	1:17.988	10:21:17.966	2	Honda CBR600
961	Jack SIM	1:17.822	10:21:18.566	2	Yamaha R6
961	Jack SIM	1:16.170	10:22:34.735	3	Yamaha R6
961	Jack SIM	1:15.607	10:23:50.343	4	Yamaha R6
961	Jack SIM	1:15.411	10:26:21.847	6	Yamaha R6
961	Jack SIM	1:15.166	10:27:37.013	7	Yamaha R6
961	Jack SIM	1:14.767	10:31:23.994	10	Yamaha R6

Weather / Track : Cloudy / Dry

Results can be found at [www.tsl-timing.com](http://www.tsl-timing.com)

Page 2 of 4

Donington Park National  
Circuit Length = 1.9790 miles  
Start: 10:18 Flag 10:30 End: 10:33

Printed - 10:33 Saturday, 04 September 2021

# BMCRC - MRO Championships 2021 - Rnd 5 @ Donington National

## BMCRC Thunderbike Sport & Rookie Minitwins

### QUALIFYING - STATISTICS

CLASS : R

7 Starters

#### Fastest Lap History

NO	NAME	LAP TIME	TIME OF DAY	LAP	VEHICLE
333	Mark STUBBERFIELD	1:27.450	10:20:06.096	1	Yamaha R6
168	Aaron DALRYMPLE	1:26.588	10:20:25.476	1	Suzuki GSXR 600
333	Mark STUBBERFIELD	1:24.475	10:21:30.570	2	Yamaha R6
168	Aaron DALRYMPLE	1:22.236	10:21:47.712	2	Suzuki GSXR 600
168	Aaron DALRYMPLE	1:20.582	10:23:08.295	3	Suzuki GSXR 600
32	Jack WILLIAMS	1:20.104	10:27:18.539	6	Honda CBR600
32	Jack WILLIAMS	1:19.446	10:28:37.985	7	Honda CBR600



# BMCRC - MRO Championships 2021 - Rnd 5 @ Donington National

## BMCRC Thunderbike Sport & Rookie Minitwins

### QUALIFYING - STATISTICS

CLASS : RMT

19 Starters

#### Fastest Lap History

NO	NAME	LAP TIME	TIME OF DAY	LAP	VEHICLE
919	Andrew BELLIS	1:29.824	10:20:10.015	1	Suzuki SV650
123	Adam FORSYTH	1:27.171	10:20:14.413	1	Suzuki SV650
919	Andrew BELLIS	1:26.617	10:21:36.633	2	Suzuki SV650
123	Adam FORSYTH	1:23.836	10:21:38.249	2	Suzuki SV650
36	Shaun O'REILLY	1:23.693	10:21:41.641	2	Suzuki SV650
63	Stephen PERFITT	1:23.355	10:22:00.978	2	Suzuki SV650
123	Adam FORSYTH	1:23.027	10:23:01.276	3	Suzuki SV650
36	Shaun O'REILLY	1:22.734	10:23:04.375	3	Suzuki SV650
166	Nicholas BAKER	1:22.441	10:23:33.268	3	Suzuki SV650
123	Adam FORSYTH	1:22.271	10:24:23.546	4	Suzuki SV650
36	Shaun O'REILLY	1:22.112	10:24:26.486	4	Suzuki SV650
166	Nicholas BAKER	1:20.910	10:24:54.179	4	Suzuki SV650

Weather / Track : Cloudy / Dry

Donington Park National  
Circuit Length = 1.9790 miles  
Start: 10:18 Flag 10:30 End: 10:33

# BMCRC - MRO Championships 2021 - Rnd 5 @ Donington National



## BMCRC Thunderbike Sport & Rookie Minitwins

### RACE 6 - GRID (7 Laps)

ROW 14	42		41	192	Richard MOFFA	40	94	Rebecca HOUGHTON	1:35.044
ROW 13			39	116	Gareth FAITH	38	119	Philip JOYCE	1:29.180
ROW 12	36	689	David TREVEIL	35	260	Greg PYMM	34	188	Tim FRAMPTON
ROW 11			33	193	Tony BOTTO	32	101	Glen TRIPP	1:25.289
ROW 10	30	29	Hayden KILLWORTH	29	23	Claire BECKETT	28	139	Rob MARLEY
ROW 9			27	80	Stephen LANE	26	234	Andy FLUX	1:23.617
ROW 8	24	959	Justin GRACE	23	919	Andrew BELLIS	22	37	Ricky WOODS
ROW 7			21	333	Mark STUBBERFIELD	20	63	Stephen PERFITT	1:22.255
ROW 6	18	36	Shaun O'REILLY	17	62	James KING	16	123	Adam FORSYTH
ROW 5			15	49	Oli CHAYTOR	14	166	Nicholas BAKER	1:20.910
ROW 4	12	351	Sam DIGBY-BAKER	11	828	David SPENCER	10	81	Malvern MAY
ROW 3			9	22	Matthew MAY	8	84	Ricardo BRANCO	1:19.557
ROW 2	6	32	Jack WILLIAMS	5	25	Harrison DAY	4	54	Adam JAMISON
ROW 1			3	624	Matthew FEDRICK	2	52	Elliot FRICKER	1:16.210
						1	961	Jack SIM	1:14.767
									<b>Pole</b>



These results are provisional until the conclusion of any judicial and technical matters.

Donington Park National  
Circuit Length = 1.9790 miles

Clerk Of Course :	Stewards :	Timekeeper :

Results can be found at [www.tsl-timing.com](http://www.tsl-timing.com)

Printed - 10:35 Saturday, 04 September 2021



# BMCRC - MRO Championships 2021 - Rnd 5 @ Donington National



## BMCRC Thunderbike Sport & Rookie Minitwins

### RACE 6 - CLASSIFICATION

POS	NO	CL	PIC NAME	ENTRY	LAPS	TIME	GAP	DIFF	MPH	BEST	ON
1	961		1 Jack SIM	Yamaha R6 - Platform Lift Engineers Ltd	3	3:49.114			92.69	1:14.995	2
2	54		2 Adam JAMISON	Yamaha R6 - Team AJR	3	3:54.156	5.042	5.042	90.69	1:16.423	3
3	25		3 Harrison DAY	Honda CBR 600 -	3	4:00.651	11.537	6.495	88.24	1:18.669	3
4	84		4 Ricardo BRANCO	Yamaha R6 - IMP Racing	3	4:00.784	11.670	0.133	88.20	1:19.060	3
5	22		5 Matthew MAY	Honda CBR600F3 - Late Breakers	3	4:01.359	12.245	0.575	87.99	1:18.827	3
6	828		6 David SPENCER	Suzuki GSXR 600 -	3	4:01.499	12.385	0.140	87.94	1:18.345	3
7	81		7 Malvern MAY	Honda CBR600RR -	3	4:01.703	12.589	0.204	87.86	1:17.883	3
8	48		8 Shaun WALLIS	Yamaha R6 - MBC Despatch Racing	3	4:01.961	12.847	0.258	87.77	1:18.948	3
9	32	R	1 Jack WILLIAMS	Honda CBR600 -	3	4:02.632	13.518	0.671	87.52	1:18.800	3
10	168	R	2 Aaron DALRYMPLE	Suzuki GSXR 600 -	3	4:02.764	13.650	0.132	87.48	1:18.529	3
11	166	RMT	1 Nicholas BAKER	Suzuki SV650 - K66	3	4:04.393	15.279	1.629	86.89	1:19.224	2
12	63	RMT	2 Stephen PERFITT	Suzuki SV650 - PKP Services Ltd	3	4:06.164	17.050	1.771	86.27	1:20.097	2
13	351 *		9 Sam DIGBY-BAKER	Yamaha R6 -	3	4:07.118	18.004	0.954	85.94	1:19.994	2
14	49	R	3 Oli CHAYTOR	Yamaha R6 - PearTree Racing	3	4:08.282	19.168	1.164	85.53	1:20.472	3
15	123	RMT	3 Adam FORSYTH	Suzuki SV650 - Rock Oil	3	4:10.004	20.890	1.722	84.94	1:20.838	3
16	333	R	4 Mark STUBBERFIELD	Yamaha R6 - Polished concrete London	3	4:11.008	21.894	1.004	84.60	1:20.718	2
17	72	RMT	4 Mark GILLAM	Suzuki SV650 - No More Straps Ltd	3	4:11.574	22.460	0.566	84.41	1:21.842	2
18	62	RMT	5 James KING	Suzuki SV650 - King and Drury construction	3	4:11.669	22.555	0.095	84.38	1:22.275	2
19	919	RMT	6 Andrew BELLIS	Suzuki SV650 - Cunco Ltd	3	4:16.942	27.828	5.273	82.65	1:22.753	2
20	37		10 Ricky WOODS	Suzuki GSXR 600 - KTS Vehicle Repairs	3	4:17.412	28.298	0.470	82.50	1:23.821	2
21	234	RMT	7 Andy FLUX	Suzuki SV650 - Mach 1 Automotive LTD / Goodwin F	3	4:17.913	28.799	0.501	82.34	1:23.089	2
22	455	RMT	8 Tyler DONOVAN	Suzuki SV650 -	3	4:18.007	28.893	0.094	82.31	1:22.647	2
23	139	R	5 Rob MARLEY	Honda CBR600F3 - PearTree Racing	3	4:18.163	29.049	0.156	82.26	1:23.044	3
24	959	RMT	9 Justin GRACE	Suzuki SV650 -	3	4:22.971	33.857	4.808	80.75	1:25.362	2
25	192	RMT	10 Richard MOFFA	Suzuki SV650 -	3	4:23.903	34.789	0.932	80.47	1:22.317	3
26	260	R	6 Greg PYMM	Kawasaki ER6 -	3	4:25.045	35.931	1.142	80.12	1:25.247	2
27	101		11 Glen TRIPP	Honda CBR 600FW - yaki too racing	3	4:26.758	37.644	1.713	79.61	1:24.786	3
28	23		12 Claire BECKETT	Suzuki SV650 - P Sheils & Sons	3	4:27.608	38.494	0.850	79.36	1:26.260	3
29	193	RMT	11 Tony BOTTO	Suzuki SV650 - TB Motorcycles	3	4:27.850	38.736	0.242	79.28	1:26.500	2
30	138	RMT	12 Craig JARMIN	Suzuki SV650 - BK Racing	3	4:28.970	39.856	1.120	78.95	1:26.847	3
31	29	RMT	13 Hayden KILLWORTH	Suzuki SV650 - BK Racing	3	4:29.097	39.983	0.127	78.92	1:26.732	2
32	188	RMT	14 Tim FRAMPTON	Suzuki SV650 - K66	3	4:29.572	40.458	0.475	78.78	1:26.117	2
33	119	RMT	15 Philip JOYCE	Suzuki SV650 -	3	4:39.733	50.619	10.161	75.92	1:30.488	2
34	689		13 David TREVEIL	Yamaha YZF-R6 -	3	4:42.187	53.073	2.454	75.26	1:30.740	3
35	116	RMT	16 Gareth FAITH	Suzuki SV650 - Sitramoto	3	4:44.358	55.244	2.171	74.68	1:31.711	2
36	94	RMT	17 Rebecca HOUGHTON	Suzuki SV650 -	3	4:52.428	1:03.314	8.070	72.62	1:34.256	2

#### NOT CLASSIFIED

DNF	624		Matthew FEDRICK	Yamaha R6 - Matthew Fedrick farriers ltd/ Palmer R	1	1:19.599	2 Laps	2 Laps	87.79		
DNF	52		Elliot FRICKER	Honda CBR600 - Petwise.org, S&S, Ride in Bike Ty	1	1:19.623	2 Laps	0.024	87.76		

#### FASTEST LAP

	961		Jack SIM	Yamaha R6 - Platform Lift Engineers Ltd	2	1:14.995		95.00 mph	152.89 kph		
	168	R	Aaron DALRYMPLE	Suzuki GSXR 600 -	3	1:18.529		90.72 mph	146.00 kph		
	166	RMT	Nicholas BAKER	Suzuki SV650 - K66	2	1:19.224		89.93 mph	144.72 kph		

\* Bike 351 - Please fit a working transponder  
 Class - 92.5% of Race Speed = 85.73 mph  
 Class R - 92.5% of Race Speed = 80.95 mph  
 Class RMT - 92.5% of Race Speed = 80.37 mph

Weather / Track : Cloudy / Dry

These results are provisional until the conclusion of any judicial and technical matters.

Donington Park National: 1.9790 miles

Race Distance: 3 Laps / 5.93 miles

Start: 14:02 Flag 14:06 End: 14:07

Clerk Of Course :	Stewards :	Timekeeper :

Results can be found at [www.tsl-timing.com](http://www.tsl-timing.com)

Printed - 14:08 Saturday, 04 September 2021



# BMCRC - MRO Championships 2021 - Rnd 5 @ Donington National

## BMCRC Thunderbike Sport & Rookie Minitwins

### RACE 6 - LAP CHART

#### LAP 1 @ 14:03:55.097

NO	BEHIND	LAP TIME
961		1:18.144
624	1.455	1:19.599
52	1.479	1:19.623
54	1.555	1:19.699
84	4.378	1:22.522
48	4.485	1:22.629
25	4.586	1:22.730
22	5.514	1:23.658
81	5.914	1:24.058
828	6.108	1:24.252
32	6.358	1:24.502
168	6.780	1:24.924
63	7.325	1:25.469
166	7.701	1:25.845
351	8.423	1:26.567
62	8.764	1:26.908
49	9.070	1:27.214
123	9.456	1:27.600
72	9.539	1:27.683
37	10.983	1:29.127
333	11.179	1:29.323
919	12.185	1:30.329
234	12.390	1:30.534
139	12.865	1:31.009
959	13.628	1:31.772
455	13.725	1:31.869
260	15.052	1:33.196
193	16.046	1:34.190
138	16.399	1:34.543
23	16.719	1:34.863
29	17.350	1:35.494
101	17.764	1:35.908
192	18.092	1:36.236
188	18.842	1:36.986
119	19.903	1:38.047
116	21.124	1:39.268
689	21.700	1:39.844
94	24.819	1:42.963

#### LAP 2 @ 14:05:10.092

NO	BEHIND	LAP TIME
961		1:14.995
54	4.594	1:18.034
84	8.585	1:19.202
25	8.843	1:19.252
22	9.393	1:18.874
48	9.874	1:20.384
828	10.015	1:18.902
81	10.681	1:19.762
32	10.693	1:19.330
168	11.096	1:19.311
166	11.930	1:19.224
63	12.427	1:20.097
351	13.422	1:19.994
49	14.671	1:20.596
123	16.027	1:21.566
62	16.044	1:22.275
72	16.386	1:21.842
333	16.902	1:20.718
37	19.809	1:23.821
919	19.943	1:22.753
234	20.484	1:23.089

455	21.377	1:22.647
139	21.980	1:24.110
959	23.995	1:25.362
260	25.304	1:25.247
193	27.551	1:26.500
23	28.209	1:26.485
192	28.447	1:25.350
101	28.833	1:26.064
138	28.984	1:27.580
29	29.087	1:26.732
188	29.964	1:26.117
119	35.396	1:30.488
116	37.840	1:31.711
689	38.308	1:31.603
94	44.080	1:34.256

#### LAP 3 @ 14:06:26.067

NO	BEHIND	LAP TIME
961		1:15.975
54	5.042	1:16.423
25	11.537	1:18.669
84	11.670	1:19.060
22	12.245	1:18.827
828	12.385	1:18.345
81	12.589	1:17.883
48	12.847	1:18.948
32	13.518	1:18.800
168	13.650	1:18.529
166	15.279	1:19.324
63	17.050	1:20.598
351	18.004	1:20.557
49	19.168	1:20.472
123	20.890	1:20.838
333	21.894	1:20.967
72	22.460	1:22.049
62	22.555	1:22.486
919	27.828	1:23.860
37	28.298	1:24.464
234	28.799	1:24.290
455	28.893	1:23.491
139	29.049	1:23.044
959	33.857	1:25.837
192	34.789	1:22.317
260	35.931	1:26.602
101	37.644	1:24.786
23	38.494	1:26.260
193	38.736	1:27.160
138	39.856	1:26.847
29	39.983	1:26.871
188	40.458	1:26.469
119	50.619	1:31.198
689	53.073	1:30.740
116	55.244	1:33.379
94	1:03.314	1:35.209

Weather / Track : Cloudy / Dry

Results can be found at [www.tsl-timing.com](http://www.tsl-timing.com)

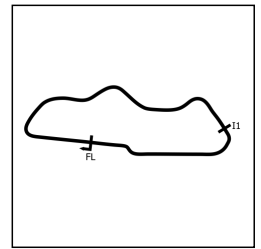
Donington Park National  
Circuit Length = 1.9790 miles  
Start: 14:02 Flag 14:06 End: 14:07

Printed - 14:08 Saturday, 04 September 2021

# BMCRC - MRO Championships 2021 - Rnd 5 @ Donington National

## BMCRC Thunderbike Sport & Rookie Minitwins

### RACE 6 - SECTOR ANALYSIS



SECTOR 1 = FL to I1, SECTOR 2 = I1 to FL, DIFF = Difference To Personal Best Lap, P = Crossed Finish Line in Pit Lane, D = Time Disallowed

P1 961		Jack SIM		Yamaha R6 - Platform Lift Engineers Ltd			
IDEAL LAP TIME : 1:14.917		BEST LAP TIME : 1:14.995		DIFFERENCE : 0.078			
LAP	SECTOR 1	SECTOR 2	LAP TIME	MPH	DIFF	TIME OF DAY	
1 -		<b>26.236</b>	1:18.144	91.17	3.149	14:03:55.097	
2 -	<b>48.681</b>	26.314	<b>1:14.995 (1)</b>	<b>95.00</b>		<b>14:05:10.092</b>	
3 -	49.432	26.543	1:15.975 (2)	93.77	0.980	14:06:26.067	

P2 54		Adam JAMISON		Yamaha R6 - Team AJR			
IDEAL LAP TIME : 1:16.338		BEST LAP TIME : 1:16.423		DIFFERENCE : 0.085			
LAP	SECTOR 1	SECTOR 2	LAP TIME	MPH	DIFF	TIME OF DAY	
1 -		<b>26.787</b>	1:19.699	89.39	3.276	14:03:56.652	
2 -	51.068	26.966	1:18.034 (2)	91.30	1.611	14:05:14.686	
3 -	<b>49.551</b>	26.872	<b>1:16.423 (1)</b>	<b>93.22</b>		<b>14:06:31.109</b>	

P3 25		Harrison DAY		Honda CBR 600 -			
IDEAL LAP TIME : 1:18.669		BEST LAP TIME : 1:18.669		DIFFERENCE : 0.000			
LAP	SECTOR 1	SECTOR 2	LAP TIME	MPH	DIFF	TIME OF DAY	
1 -		27.363	1:22.730	86.11	4.061	14:03:59.683	
2 -	51.511	27.741	1:19.252 (2)	89.89	0.583	14:05:18.935	
3 -	<b>51.471</b>	<b>27.198</b>	<b>1:18.669 (1)</b>	<b>90.56</b>		<b>14:06:37.604</b>	

P4 84		Ricardo BRANCO		Yamaha R6 - IMP Racing			
IDEAL LAP TIME : 1:19.060		BEST LAP TIME : 1:19.060		DIFFERENCE : 0.000			
LAP	SECTOR 1	SECTOR 2	LAP TIME	MPH	DIFF	TIME OF DAY	
1 -		27.867	1:22.522	86.33	3.462	14:03:59.475	
2 -	51.424	27.778	1:19.202 (2)	89.95	0.142	14:05:18.677	
3 -	<b>51.313</b>	<b>27.747</b>	<b>1:19.060 (1)</b>	<b>90.11</b>		<b>14:06:37.737</b>	

P5 22		Matthew MAY		Honda CBR600F3 - Late Breakers			
IDEAL LAP TIME : 1:18.674		BEST LAP TIME : 1:18.827		DIFFERENCE : 0.153			
LAP	SECTOR 1	SECTOR 2	LAP TIME	MPH	DIFF	TIME OF DAY	
1 -		27.953	1:23.658	85.16	4.831	14:04:00.611	
2 -	<b>51.043</b>	27.831	1:18.874 (2)	90.32	0.047	14:05:19.485	
3 -	51.196	<b>27.631</b>	<b>1:18.827 (1)</b>	<b>90.38</b>		<b>14:06:38.312</b>	

P6 828		David SPENCER		Suzuki GSXR 600 -			
IDEAL LAP TIME : 1:18.213		BEST LAP TIME : 1:18.345		DIFFERENCE : 0.132			
LAP	SECTOR 1	SECTOR 2	LAP TIME	MPH	DIFF	TIME OF DAY	
1 -		27.857	1:24.252	84.56	5.907	14:04:01.205	
2 -	<b>50.763</b>	28.139	1:18.902 (2)	90.29	0.557	14:05:20.107	
3 -	50.895	<b>27.450</b>	<b>1:18.345 (1)</b>	<b>90.93</b>		<b>14:06:38.452</b>	

P7 81		Malvern MAY		Honda CBR600RR -			
IDEAL LAP TIME : 1:17.883		BEST LAP TIME : 1:17.883		DIFFERENCE : 0.000			
LAP	SECTOR 1	SECTOR 2	LAP TIME	MPH	DIFF	TIME OF DAY	
1 -		28.644	1:24.058	84.75	6.175	14:04:01.011	
2 -	51.739	28.023	1:19.762 (2)	89.32	1.879	14:05:20.773	
3 -	<b>50.591</b>	<b>27.292</b>	<b>1:17.883 (1)</b>	<b>91.47</b>		<b>14:06:38.656</b>	

P8 48		Shaun WALLIS		Yamaha R6 - MBC Despatch Racing			
IDEAL LAP TIME : 1:18.948		BEST LAP TIME : 1:18.948		DIFFERENCE : 0.000			
LAP	SECTOR 1	SECTOR 2	LAP TIME	MPH	DIFF	TIME OF DAY	
1 -		27.743	1:22.629	86.22	3.681	14:03:59.582	
2 -	51.816	28.568	1:20.384 (2)	88.63	1.436	14:05:19.966	
3 -	<b>51.598</b>	<b>27.350</b>	<b>1:18.948 (1)</b>	<b>90.24</b>		<b>14:06:38.914</b>	

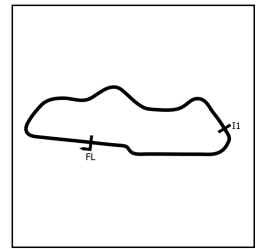
Weather / Track : Cloudy / Dry

Donington Park National  
Circuit Length = 1.9790 miles  
Start: 14:02 Flag 14:06 End: 14:07

# BMCRC - MRO Championships 2021 - Rnd 5 @ Donington National

## BMCRC Thunderbike Sport & Rookie Minitwins

### RACE 6 - SECTOR ANALYSIS



SECTOR 1 = FL to I1, SECTOR 2 = I1 to FL, DIFF = Difference To Personal Best Lap, P = Crossed Finish Line in Pit Lane, D = Time Disallowed

P9 32 R		Jack WILLIAMS		Honda CBR600 -		
IDEAL LAP TIME : 1:18.800		BEST LAP TIME : 1:18.800		DIFFERENCE : 0.000		
LAP	SECTOR 1	SECTOR 2	LAP TIME	MPH	DIFF	TIME OF DAY
1 -		27.931	1:24.502	84.31	5.702	14:04:01.455
2 -	51.384	27.946	1:19.330 (2)	89.81	0.530	14:05:20.785
3 -	<b>51.143</b>	<b>27.657</b>	<b>1:18.800 (1)</b>	<b>90.41</b>		<b>14:06:39.585</b>

P10 168 R		Aaron DALRYMPLE		Suzuki GSXR 600 -		
IDEAL LAP TIME : 1:18.529		BEST LAP TIME : 1:18.529		DIFFERENCE : 0.000		
LAP	SECTOR 1	SECTOR 2	LAP TIME	MPH	DIFF	TIME OF DAY
1 -		27.987	1:24.924	83.89	6.395	14:04:01.877
2 -	51.739	27.572	1:19.311 (2)	89.83	0.782	14:05:21.188
3 -	<b>51.302</b>	<b>27.227</b>	<b>1:18.529 (1)</b>	<b>90.72</b>		<b>14:06:39.717</b>

P11 166 RMT		Nicholas BAKER		Suzuki SV650 - K66		
IDEAL LAP TIME : 1:19.084		BEST LAP TIME : 1:19.224		DIFFERENCE : 0.140		
LAP	SECTOR 1	SECTOR 2	LAP TIME	MPH	DIFF	TIME OF DAY
1 -		28.302	1:25.845	82.99	6.621	14:04:02.798
2 -	<b>51.156</b>	28.068	<b>1:19.224 (1)</b>	<b>89.93</b>		<b>14:05:22.022</b>
3 -	51.396	<b>27.928</b>	1:19.324 (2)	89.81	0.100	14:06:41.346

P12 63 RMT		Stephen PERFITT		Suzuki SV650 - PKP Services Ltd		
IDEAL LAP TIME : 1:20.097		BEST LAP TIME : 1:20.097		DIFFERENCE : 0.000		
LAP	SECTOR 1	SECTOR 2	LAP TIME	MPH	DIFF	TIME OF DAY
1 -		28.259	1:25.469	83.35	5.372	14:04:02.422
2 -	<b>52.009</b>	<b>28.088</b>	<b>1:20.097 (1)</b>	<b>88.95</b>		<b>14:05:22.519</b>
3 -	52.318	28.280	1:20.598 (2)	88.39	0.501	14:06:43.117

P13 351		Sam DIGBY-BAKER		Yamaha R6 -		
IDEAL LAP TIME :		BEST LAP TIME : 1:19.994		DIFFERENCE :		
LAP	SECTOR 1	SECTOR 2	LAP TIME	MPH	DIFF	TIME OF DAY
1 -			1:26.567	82.30	6.573	14:04:03.520
2 -			<b>1:19.994 (1)</b>	<b>89.06</b>		<b>14:05:23.514</b>
3 -			1:20.557 (2)	88.44	0.563	14:06:44.071

P14 49 R		Oli CHAYTOR		Yamaha R6 - PearTree Racing		
IDEAL LAP TIME : 1:20.047		BEST LAP TIME : 1:20.472		DIFFERENCE : 0.425		
LAP	SECTOR 1	SECTOR 2	LAP TIME	MPH	DIFF	TIME OF DAY
1 -		<b>28.114</b>	1:27.214	81.69	6.742	14:04:04.167
2 -	<b>51.933</b>	28.663	1:20.596 (2)	88.39	0.124	14:05:24.763
3 -	52.289	28.183	<b>1:20.472 (1)</b>	<b>88.53</b>		<b>14:06:45.235</b>

P15 123 RMT		Adam FORSYTH		Suzuki SV650 - Rock Oil		
IDEAL LAP TIME : 1:20.836		BEST LAP TIME : 1:20.838		DIFFERENCE : 0.002		
LAP	SECTOR 1	SECTOR 2	LAP TIME	MPH	DIFF	TIME OF DAY
1 -		28.669	1:27.600	81.33	6.762	14:04:04.553
2 -	53.313	<b>28.253</b>	1:21.566 (2)	87.34	0.728	14:05:26.119
3 -	<b>52.583</b>	28.255	<b>1:20.838 (1)</b>	<b>88.13</b>		<b>14:06:46.957</b>

P16 333 R		Mark STUBBERFIELD		Yamaha R6 - Polished concrete London		
IDEAL LAP TIME : 1:20.718		BEST LAP TIME : 1:20.718		DIFFERENCE : 0.000		
LAP	SECTOR 1	SECTOR 2	LAP TIME	MPH	DIFF	TIME OF DAY
1 -		28.596	1:29.323	79.76	8.605	14:04:06.276
2 -	<b>52.767</b>	<b>27.951</b>	<b>1:20.718 (1)</b>	<b>88.26</b>		<b>14:05:26.994</b>
3 -	52.884	28.083	1:20.967 (2)	87.99	0.249	14:06:47.961

Weather / Track : Cloudy / Dry

Donington Park National  
Circuit Length = 1.9790 miles  
Start: 14:02 Flag 14:06 End: 14:07

# BMCRC - MRO Championships 2021 - Rnd 5 @ Donington National

## BMCRC Thunderbike Sport & Rookie Minitwins

### RACE 6 - SECTOR ANALYSIS



SECTOR 1 = FL to I1, SECTOR 2 = I1 to FL, DIFF = Difference To Personal Best Lap, P = Crossed Finish Line in Pit Lane, D = Time Disallowed

P17 72 RMT		Mark GILLAM		Suzuki SV650 - No More Straps Ltd		
IDEAL LAP TIME : 1:21.430		BEST LAP TIME : 1:21.842		DIFFERENCE : 0.412		
LAP	SECTOR 1	SECTOR 2	LAP TIME	MPH	DIFF	TIME OF DAY
1 -		29.073	1:27.683	81.25	5.841	14:04:04.636
2 -	53.130	<b>28.712</b>	<b>1:21.842 (1)</b>	<b>87.05</b>		<b>14:05:26.478</b>
3 -	<b>52.718</b>	29.331	1:22.049 (2)	86.83	0.207	14:06:48.527

P18 62 RMT		James KING		Suzuki SV650 - King and Drury construction		
IDEAL LAP TIME : 1:21.894		BEST LAP TIME : 1:22.275		DIFFERENCE : 0.381		
LAP	SECTOR 1	SECTOR 2	LAP TIME	MPH	DIFF	TIME OF DAY
1 -		<b>28.786</b>	1:26.908	81.97	4.633	14:04:03.861
2 -	53.310	28.965	<b>1:22.275 (1)</b>	<b>86.59</b>		<b>14:05:26.136</b>
3 -	<b>53.108</b>	29.378	1:22.486 (2)	86.37	0.211	14:06:48.622

P19 919 RMT		Andrew BELLIS		Suzuki SV650 - Cunco Ltd		
IDEAL LAP TIME : 1:22.753		BEST LAP TIME : 1:22.753		DIFFERENCE : 0.000		
LAP	SECTOR 1	SECTOR 2	LAP TIME	MPH	DIFF	TIME OF DAY
1 -		30.108	1:30.329	78.87	7.576	14:04:07.282
2 -	<b>53.916</b>	<b>28.837</b>	<b>1:22.753 (1)</b>	<b>86.09</b>		<b>14:05:30.035</b>
3 -	54.881	28.979	1:23.860 (2)	84.95	1.107	14:06:53.895

P20 37		Ricky WOODS		Suzuki GSXR 600 - KTS Vehicle Repairs		
IDEAL LAP TIME : 1:23.725		BEST LAP TIME : 1:23.821		DIFFERENCE : 0.096		
LAP	SECTOR 1	SECTOR 2	LAP TIME	MPH	DIFF	TIME OF DAY
1 -		<b>29.176</b>	1:29.127	79.93	5.306	14:04:06.080
2 -	<b>54.549</b>	29.272	<b>1:23.821 (1)</b>	<b>84.99</b>		<b>14:05:29.901</b>
3 -	54.764	29.700	1:24.464 (2)	84.35	0.643	14:06:54.365

P21 234 RMT		Andy FLUX		Suzuki SV650 - Mach 1 Automotive LTD / Goodwin Pest Manag		
IDEAL LAP TIME : 1:23.089		BEST LAP TIME : 1:23.089		DIFFERENCE : 0.000		
LAP	SECTOR 1	SECTOR 2	LAP TIME	MPH	DIFF	TIME OF DAY
1 -		29.429	1:30.534	78.69	7.445	14:04:07.487
2 -	<b>54.218</b>	<b>28.871</b>	<b>1:23.089 (1)</b>	<b>85.74</b>		<b>14:05:30.576</b>
3 -	54.820	29.470	1:24.290 (2)	84.52	1.201	14:06:54.866

P22 455 RMT		Tyler DONOVAN		Suzuki SV650 -		
IDEAL LAP TIME : 1:22.647		BEST LAP TIME : 1:22.647		DIFFERENCE : 0.000		
LAP	SECTOR 1	SECTOR 2	LAP TIME	MPH	DIFF	TIME OF DAY
1 -		30.506	1:31.869	77.55	9.222	14:04:08.822
2 -	<b>53.740</b>	<b>28.907</b>	<b>1:22.647 (1)</b>	<b>86.20</b>		<b>14:05:31.469</b>
3 -	54.191	29.300	1:23.491 (2)	85.33	0.844	14:06:54.960

P23 139 R		Rob MARLEY		Honda CBR600F3 - PearTree Racing		
IDEAL LAP TIME : 1:22.961		BEST LAP TIME : 1:23.044		DIFFERENCE : 0.083		
LAP	SECTOR 1	SECTOR 2	LAP TIME	MPH	DIFF	TIME OF DAY
1 -		29.101	1:31.009	78.28	7.965	14:04:07.962
2 -	55.406	<b>28.704</b>	1:24.110 (2)	84.70	1.066	14:05:32.072
3 -	<b>54.257</b>	28.787	<b>1:23.044 (1)</b>	<b>85.79</b>		<b>14:06:55.116</b>

P24 959 RMT		Justin GRACE		Suzuki SV650 -		
IDEAL LAP TIME : 1:25.362		BEST LAP TIME : 1:25.362		DIFFERENCE : 0.000		
LAP	SECTOR 1	SECTOR 2	LAP TIME	MPH	DIFF	TIME OF DAY
1 -		29.669	1:31.772	77.63	6.410	14:04:08.725
2 -	<b>55.905</b>	<b>29.457</b>	<b>1:25.362 (1)</b>	<b>83.46</b>		<b>14:05:34.087</b>
3 -	56.247	29.590	1:25.837 (2)	83.00	0.475	14:06:59.924

Weather / Track : Cloudy / Dry

Donington Park National  
Circuit Length = 1.9790 miles  
Start: 14:02 Flag 14:06 End: 14:07

# BMCRC - MRO Championships 2021 - Rnd 5 @ Donington National

## BMCRC Thunderbike Sport & Rookie Minitwins

### RACE 6 - SECTOR ANALYSIS



SECTOR 1 = FL to I1, SECTOR 2 = I1 to FL, DIFF = Difference To Personal Best Lap, P = Crossed Finish Line in Pit Lane, D = Time Disallowed

P25 192 RMT		Richard MOFFA		Suzuki SV650 -		
IDEAL LAP TIME : 1:22.317		BEST LAP TIME : 1:22.317		DIFFERENCE : 0.000		
LAP	SECTOR 1	SECTOR 2	LAP TIME	MPH	DIFF	TIME OF DAY
1 -		31.368	1:36.236	74.03	13.919	14:04:13.189
2 -	55.505	29.845	1:25.350 (2)	83.47	3.033	14:05:38.539
3 -	<b>53.167</b>	<b>29.150</b>	<b>1:22.317 (1)</b>	<b>86.55</b>		<b>14:07:00.856</b>

P26 260 R		Greg PYMM		Kawasaki ER6 -		
IDEAL LAP TIME : 1:25.247		BEST LAP TIME : 1:25.247		DIFFERENCE : 0.000		
LAP	SECTOR 1	SECTOR 2	LAP TIME	MPH	DIFF	TIME OF DAY
1 -		30.097	1:33.196	76.44	7.949	14:04:10.149
2 -	<b>55.298</b>	<b>29.949</b>	<b>1:25.247 (1)</b>	<b>83.57</b>		<b>14:05:35.396</b>
3 -	56.283	30.319	1:26.602 (2)	82.26	1.355	14:07:01.998

P27 101		Glen TRIPP		Honda CBR 600FW - yaki too racing		
IDEAL LAP TIME : 1:24.786		BEST LAP TIME : 1:24.786		DIFFERENCE : 0.000		
LAP	SECTOR 1	SECTOR 2	LAP TIME	MPH	DIFF	TIME OF DAY
1 -		29.969	1:35.908	74.28	11.122	14:04:12.861
2 -	56.295	29.769	1:26.064 (2)	82.78	1.278	14:05:38.925
3 -	<b>55.819</b>	<b>28.967</b>	<b>1:24.786 (1)</b>	<b>84.03</b>		<b>14:07:03.711</b>

P28 23		Claire BECKETT		Suzuki SV650 - P Sheils & Sons		
IDEAL LAP TIME : 1:26.260		BEST LAP TIME : 1:26.260		DIFFERENCE : 0.000		
LAP	SECTOR 1	SECTOR 2	LAP TIME	MPH	DIFF	TIME OF DAY
1 -		30.449	1:34.863	75.10	8.603	14:04:11.816
2 -	56.326	30.159	1:26.485 (2)	82.38	0.225	14:05:38.301
3 -	<b>56.208</b>	<b>30.052</b>	<b>1:26.260 (1)</b>	<b>82.59</b>		<b>14:07:04.561</b>

P29 193 RMT		Tony BOTTO		Suzuki SV650 - TB Motorcycles		
IDEAL LAP TIME : 1:26.500		BEST LAP TIME : 1:26.500		DIFFERENCE : 0.000		
LAP	SECTOR 1	SECTOR 2	LAP TIME	MPH	DIFF	TIME OF DAY
1 -		30.137	1:34.190	75.64	7.690	14:04:11.143
2 -	<b>56.364</b>	<b>30.136</b>	<b>1:26.500 (1)</b>	<b>82.36</b>		<b>14:05:37.643</b>
3 -	56.662	30.498	1:27.160 (2)	81.74	0.660	14:07:04.803

P30 138 RMT		Craig JARMIN		Suzuki SV650 - BK Racing		
IDEAL LAP TIME : 1:26.842		BEST LAP TIME : 1:26.847		DIFFERENCE : 0.005		
LAP	SECTOR 1	SECTOR 2	LAP TIME	MPH	DIFF	TIME OF DAY
1 -		30.670	1:34.543	75.35	7.696	14:04:11.496
2 -	<b>56.405</b>	31.175	1:27.580 (2)	81.35	0.733	14:05:39.076
3 -	56.410	<b>30.437</b>	<b>1:26.847 (1)</b>	<b>82.03</b>		<b>14:07:05.923</b>

P31 29 RMT		Hayden KILLWORTH		Suzuki SV650 - BK Racing		
IDEAL LAP TIME : 1:25.970		BEST LAP TIME : 1:26.732		DIFFERENCE : 0.762		
LAP	SECTOR 1	SECTOR 2	LAP TIME	MPH	DIFF	TIME OF DAY
1 -		<b>29.923</b>	1:35.494	74.60	8.762	14:04:12.447
2 -	56.053	30.679	<b>1:26.732 (1)</b>	<b>82.14</b>		<b>14:05:39.179</b>
3 -	<b>56.047</b>	30.824	1:26.871 (2)	82.01	0.139	14:07:06.050

P32 188 RMT		Tim FRAMPTON		Suzuki SV650 - K66		
IDEAL LAP TIME : 1:26.117		BEST LAP TIME : 1:26.117		DIFFERENCE : 0.000		
LAP	SECTOR 1	SECTOR 2	LAP TIME	MPH	DIFF	TIME OF DAY
1 -		30.971	1:36.986	73.46	10.869	14:04:13.939
2 -	<b>55.943</b>	<b>30.174</b>	<b>1:26.117 (1)</b>	<b>82.73</b>		<b>14:05:40.056</b>
3 -	56.216	30.253	1:26.469 (2)	82.39	0.352	14:07:06.525

Weather / Track : Cloudy / Dry

Donington Park National  
Circuit Length = 1.9790 miles  
Start: 14:02 Flag 14:06 End: 14:07



# BMCRC - MRO Championships 2021 - Rnd 5 @ Donington National

## BMCRC Thunderbike Sport & Rookie Minitwins

### RACE 6 - SECTOR ANALYSIS



SECTOR 1 = FL to I1, SECTOR 2 = I1 to FL, DIFF = Difference To Personal Best Lap, P = Crossed Finish Line in Pit Lane, D = Time Disallowed

P33 119 RMT Philip JOYCE		Suzuki SV650 -				
IDEAL LAP TIME : 1:30.352		BEST LAP TIME : 1:30.488		DIFFERENCE : 0.136		
LAP	SECTOR 1	SECTOR 2	LAP TIME	MPH	DIFF	TIME OF DAY
1 -		<b>31.230</b>	1:38.047	72.66	7.559	14:04:15.000
2 -	<b>59.122</b>	31.366	<b>1:30.488 (1)</b>	<b>78.73</b>		<b>14:05:45.488</b>
3 -	59.575	31.623	1:31.198 (2)	78.12	0.710	14:07:16.686

P34 689 David TREVEIL		Yamaha YZF-R6 -				
IDEAL LAP TIME : 1:30.740		BEST LAP TIME : 1:30.740		DIFFERENCE : 0.000		
LAP	SECTOR 1	SECTOR 2	LAP TIME	MPH	DIFF	TIME OF DAY
1 -		31.731	1:39.844	71.35	9.104	14:04:16.797
2 -	59.814	31.789	1:31.603 (2)	77.77	0.863	14:05:48.400
3 -	<b>59.450</b>	<b>31.290</b>	<b>1:30.740 (1)</b>	<b>78.51</b>		<b>14:07:19.140</b>

P35 116 RMT Gareth FAITH		Suzuki SV650 - Sitramoto				
IDEAL LAP TIME : 1:31.711		BEST LAP TIME : 1:31.711		DIFFERENCE : 0.000		
LAP	SECTOR 1	SECTOR 2	LAP TIME	MPH	DIFF	TIME OF DAY
1 -		31.581	1:39.268	71.77	7.557	14:04:16.221
2 -	<b>1:00.183</b>	<b>31.528</b>	<b>1:31.711 (1)</b>	<b>77.68</b>		<b>14:05:47.932</b>
3 -	1:01.082	32.297	1:33.379 (2)	76.29	1.668	14:07:21.311

P36 94 RMT Rebecca HOUGHTON		Suzuki SV650 -				
IDEAL LAP TIME : 1:34.256		BEST LAP TIME : 1:34.256		DIFFERENCE : 0.000		
LAP	SECTOR 1	SECTOR 2	LAP TIME	MPH	DIFF	TIME OF DAY
1 -		33.175	1:42.963	69.19	8.707	14:04:19.916
2 -	<b>1:01.885</b>	<b>32.371</b>	<b>1:34.256 (1)</b>	<b>75.58</b>		<b>14:05:54.172</b>
3 -	1:02.441	32.768	1:35.209 (2)	74.83	0.953	14:07:29.381

P37 624 Matthew FEDRICK		Yamaha R6 - Matthew Fedrick farriers ltd/ Palmer Race Skool				
IDEAL LAP TIME :		BEST LAP TIME :		DIFFERENCE :		
LAP	SECTOR 1	SECTOR 2	LAP TIME	MPH	DIFF	TIME OF DAY
1 -		<b>27.223</b>	1:19.599	89.50		14:03:56.552

P38 52 Elliot FRICKER		Honda CBR600 - Petwise.org, S&S, Ride in Bike Tyres				
IDEAL LAP TIME :		BEST LAP TIME :		DIFFERENCE :		
LAP	SECTOR 1	SECTOR 2	LAP TIME	MPH	DIFF	TIME OF DAY
1 -		<b>27.051</b>	1:19.623	89.47		14:03:56.576

# BMCRC - MRO Championships 2021 - Rnd 5 @ Donington National

## BMCRC Thunderbike Sport & Rookie Minitwins

### RACE 6 - BEST SECTORS

SECTOR 1			SECTOR 2			IDEAL / BEST COMPARISON						
POS	NO	NAME	TIME	NO	NAME	TIME	POS	NO	NAME	IDEAL	BEST	DIFF
									<b>PERFECT LAP</b>	<b>1:14.917</b>		
1	961	SIM	48.681	961	SIM	26.236	1	961	SIM	1:14.917	1:14.995	0.078
2	54	JAMISON	49.551	54	JAMISON	26.787	2	54	JAMISON	1:16.338	1:16.423	0.085
3	81	MAY	50.591	52	FRICKER	27.051	3	81	MAY	1:17.883	1:17.883	0.000
4	828	SPENCER	50.763	25	DAY	27.198	4	828	SPENCER	1:18.213	1:18.345	0.132
5	22	MAY	51.043	624	FEDRICK	27.223	5	168	DALRYMPLE	1:18.529	1:18.529	0.000
6	32	WILLIAMS	51.143	168	DALRYMPLE	27.227	6	25	DAY	1:18.669	1:18.669	0.000
7	166	BAKER	51.156	81	MAY	27.292	7	22	MAY	1:18.674	1:18.827	0.153
8	168	DALRYMPLE	51.302	48	WALLIS	27.350	8	32	WILLIAMS	1:18.800	1:18.800	0.000
9	84	BRANCO	51.313	828	SPENCER	27.450	9	48	WALLIS	1:18.948	1:18.948	0.000
10	25	DAY	51.471	22	MAY	27.631	10	84	BRANCO	1:19.060	1:19.060	0.000
11	48	WALLIS	51.598	32	WILLIAMS	27.657	11	166	BAKER	1:19.084	1:19.224	0.140
12	49	CHAYTOR	51.933	84	BRANCO	27.747	12	49	CHAYTOR	1:20.047	1:20.472	0.425
13	63	PERFITT	52.009	166	BAKER	27.928	13	63	PERFITT	1:20.097	1:20.097	0.000
14	123	FORSYTH	52.583	333	STUBBERFIELD	27.951	14	333	STUBBERFIELD	1:20.718	1:20.718	0.000
15	72	GILLAM	52.718	63	PERFITT	28.088	15	123	FORSYTH	1:20.836	1:20.838	0.002
16	333	STUBBERFIELD	52.767	49	CHAYTOR	28.114	16	72	GILLAM	1:21.430	1:21.842	0.412
17	62	KING	53.108	123	FORSYTH	28.253	17	62	KING	1:21.894	1:22.275	0.381
18	192	MOFFA	53.167	139	MARLEY	28.704	18	192	MOFFA	1:22.317	1:22.317	0.000
19	455	DONOVAN	53.740	72	GILLAM	28.712	19	455	DONOVAN	1:22.647	1:22.647	0.000
20	919	BELLIS	53.916	62	KING	28.786	20	919	BELLIS	1:22.753	1:22.753	0.000
21	234	FLUX	54.218	919	BELLIS	28.837	21	139	MARLEY	1:22.961	1:23.044	0.083
22	139	MARLEY	54.257	234	FLUX	28.871	22	234	FLUX	1:23.089	1:23.089	0.000
23	37	WOODS	54.549	455	DONOVAN	28.907	23	37	WOODS	1:23.725	1:23.821	0.096
24	260	PYMM	55.298	101	TRIPP	28.967	24	101	TRIPP	1:24.786	1:24.786	0.000
25	101	TRIPP	55.819	192	MOFFA	29.150	25	260	PYMM	1:25.247	1:25.247	0.000
26	959	GRACE	55.905	37	WOODS	29.176	26	959	GRACE	1:25.362	1:25.362	0.000
27	188	FRAMPTON	55.943	959	GRACE	29.457	27	29	KILLWORTH	1:25.970	1:26.732	0.762
28	29	KILLWORTH	56.047	29	KILLWORTH	29.923	28	188	FRAMPTON	1:26.117	1:26.117	0.000
29	23	BECKETT	56.208	260	PYMM	29.949	29	23	BECKETT	1:26.260	1:26.260	0.000
30	193	BOTTO	56.364	23	BECKETT	30.052	30	193	BOTTO	1:26.500	1:26.500	0.000
31	138	JARMIN	56.405	193	BOTTO	30.136	31	138	JARMIN	1:26.842	1:26.847	0.005
32	119	JOYCE	59.122	188	FRAMPTON	30.174	32	119	JOYCE	1:30.352	1:30.488	0.136
33	689	TREVEIL	59.450	138	JARMIN	30.437	33	689	TREVEIL	1:30.740	1:30.740	0.000
34	116	FAITH	1:00.183	119	JOYCE	31.230	34	116	FAITH	1:31.711	1:31.711	0.000
35	94	HOUGHTON	1:01.885	689	TREVEIL	31.290	35	94	HOUGHTON	1:34.256	1:34.256	0.000
36				116	FAITH	31.528	36	624	FEDRICK			
37				94	HOUGHTON	32.371	37	351	DIGBY-BAKER		1:19.994	
38							38	52	FRICKER			

Weather / Track : Cloudy / Dry

Donington Park National  
 Circuit Length = 1.9790 miles  
 Start: 14:02 Flag 14:06 End: 14:07

Results can be found at [www.tsl-timing.com](http://www.tsl-timing.com)

Printed - 14:08 Saturday, 04 September 2021

# BMCRC - MRO Championships 2021 - Rnd 5 @ Donington National

## BMCRC Thunderbike Sport & Rookie Minitwins

### RACE 6 - STATISTICS

**Competitors Started** 38  
**Planned Start** 2021-09-04 @ 14:01:00.000  
**Actual Start** 2021-09-04 @ 14:02:36.952  
**Finish Time** 2021-09-04 @ 14:06:26.066  
**Track Length** 1.9790mi.  
**Total Laps** 110  
**Total Distance Covered** 217.6973mi.

#### Session Fastest Lap History

NO	CL	NAME	LAP TIME	TIME OF DAY	LAP	VEHICLE
961		Jack SIM	1:14.995	14:05:10.096	2	Yamaha R6

#### Session Leader History

NO	CL	NAME	FROM LAP	LAPS LED	DISTANCE	VEHICLE
961		Jack SIM	1	3	5.89 miles	Yamaha R6

#### Flag History

TYPE	TIME OF DAY
GREEN	14:02:36.952
FINISH	14:06:26.066

#### Flag Statistics

TYPE	COUNT	TOTAL LAPS	TOTAL TIME
Green	1	3	4:57.196
Red	0	0	0.000
Safety Car	0	0	0.000
FCY	0	0	0.000

# BMCRC - MRO Championships 2021 - Rnd 5 @ Donington National

## BMCRC Thunderbike Sport & Rookie Minitwins

### RACE 6 - STATISTICS

**CLASS :**

15 Starters

#### Fastest Lap History

NO	NAME	LAP TIME	TIME OF DAY	LAP	VEHICLE
961	Jack SIM	1:14.995	14:05:10.096	2	Yamaha R6

#### Leader History

NO	NAME	FROM LAP	LAPS LED	DISTANCE	VEHICLE
961	Jack SIM	1	3	5.89 miles	Yamaha R6

# BMCRC - MRO Championships 2021 - Rnd 5 @ Donington National

## BMCRC Thunderbike Sport & Rookie Minitwins

### RACE 6 - STATISTICS

CLASS : R

6 Starters

#### Fastest Lap History

NO	NAME	LAP TIME	TIME OF DAY	LAP	VEHICLE
32	Jack WILLIAMS	1:19.330	14:05:20.785	2	Honda CBR600
168	Aaron DALRYMPLE	1:19.311	14:05:21.206	2	Suzuki GSXR 600
32	Jack WILLIAMS	1:18.800	14:06:39.595	3	Honda CBR600
168	Aaron DALRYMPLE	1:18.529	14:06:39.733	3	Suzuki GSXR 600

#### Leader History

NO	NAME	FROM LAP	LAPS LED	DISTANCE	VEHICLE
32	Jack WILLIAMS	1	3	5.89 miles	Honda CBR600

# BMCRC - MRO Championships 2021 - Rnd 5 @ Donington National

## BMCRC Thunderbike Sport & Rookie Minitwins

### RACE 6 - STATISTICS

**CLASS : RMT**

17 Starters

#### Fastest Lap History

NO	NAME	LAP TIME	TIME OF DAY	LAP	VEHICLE
166	Nicholas BAKER	1:19.224	14:05:22.038	2	Suzuki SV650

#### Leader History

NO	NAME	FROM LAP	LAPS LED	DISTANCE	VEHICLE
63	Stephen PERFITT	1	1	1.94 miles	Suzuki SV650
166	Nicholas BAKER	2	2	3.95 miles	Suzuki SV650

# BMCRC - MRO Championships 2021 - Rnd 5 @ Donington National



## BMCRC Thunderbike Sport & Rookie Minitwins

### RACE 16 - GRID (7 Laps)

ROW 14	42		41	<b>80</b> Stephen LANE	40	<b>130</b> Vince JONES		
ROW 13		39	<b>36</b> Shaun O'REILLY	38	<b>52</b> Elliot FRICKER	37	<b>624</b> Matthew FEDRICK	
ROW 12		36	<b>94</b> Rebecca HOUGHTON 1:34.256	35	<b>116</b> Gareth FAITH 1:31.711	34	<b>689</b> David TREVEIL 1:30.740	
ROW 11			33	<b>119</b> Philip JOYCE 1:30.488	32	<b>138</b> Craig JARMIN 1:26.847	31	<b>29</b> Hayden KILLWORTH 1:26.732
ROW 10		30	<b>193</b> Tony BOTTO 1:26.500	29	<b>23</b> Claire BECKETT 1:26.260	28	<b>188</b> Tim FRAMPTON 1:26.117	
ROW 9			27	<b>959</b> Justin GRACE 1:25.362	26	<b>260</b> Greg PYMM 1:25.247	25	<b>101</b> Glen TRIPP 1:24.786
ROW 8		24	<b>37</b> Ricky WOODS 1:23.821	23	<b>234</b> Andy FLUX 1:23.089	22	<b>139</b> Rob MARLEY 1:23.044	
ROW 7			21	<b>919</b> Andrew BELLIS 1:22.753	20	<b>455</b> Tyler DONOVAN 1:22.647	19	<b>192</b> Richard MOFFA 1:22.317
ROW 6		18	<b>62</b> James KING 1:22.275	17	<b>72</b> Mark GILLAM 1:21.842	16	<b>123</b> Adam FORSYTH 1:20.838	
ROW 5			15	<b>333</b> Mark STUBBERFIELD 1:20.718	14	<b>49</b> Oli CHAYTOR 1:20.472	13	<b>63</b> Stephen PERFITT 1:20.097
ROW 4		12	<b>351</b> Sam DIGBY-BAKER 1:19.994	11	<b>166</b> Nicholas BAKER 1:19.224	10	<b>84</b> Ricardo BRANCO 1:19.060	
ROW 3			9	<b>48</b> Shaun WALLIS 1:18.948	8	<b>22</b> Matthew MAY 1:18.827	7	<b>32</b> Jack WILLIAMS 1:18.800
ROW 2		6	<b>25</b> Harrison DAY 1:18.669	5	<b>168</b> Aaron DALRYMPLE 1:18.529	4	<b>828</b> David SPENCER 1:18.345	
ROW 1			3	<b>81</b> Malvern MAY 1:17.883	2	<b>54</b> Adam JAMISON 1:16.423	1	<b>961</b> Jack SIM 1:14.995
<b>Pole</b>								

These results are provisional until the conclusion of any judicial and technical matters.

Donington Park National  
Circuit Length = 1.9790 miles

Clerk Of Course :	Stewards :	Timekeeper :
-------------------	------------	--------------

Results can be found at [www.tsl-timing.com](http://www.tsl-timing.com)

Printed - 14:10 Saturday, 04 September 2021



# BMCRC - MRO Championships 2021 - Rnd 5 @ Donington National



## BMCRC Thunderbike Sport & Rookie Minitwins

### RACE 16 - CLASSIFICATION

POS	NO	CL	PIC NAME	ENTRY	LAPS	TIME	GAP	DIFF	MPH	BEST	ON
1	961		1 Jack SIM	Yamaha R6 - Platform Lift Engineers Ltd	7	8:44.818			94.76	1:13.747	6
2	54		2 Adam JAMISON	Yamaha R6 - Team AJR	7	8:57.627	12.809	12.809	92.51	1:15.771	2
3	52		3 Elliot FRICKER	Honda CBR600 - Petwise.org, S&S, Ride in Bike Ty	7	9:05.767	20.949	8.140	91.13	1:16.014	7
4	25		4 Harrison DAY	Honda CBR 600 -	7	9:07.341	22.523	1.574	90.86	1:17.088	7
5	81		5 Malvern MAY	Honda CBR600RR -	7	9:09.933	25.115	2.592	90.44	1:17.512	4
6	828 *		6 David SPENCER	Suzuki GSXR 600 -	7	9:18.575	33.757	8.642	89.04	1:17.425	4
7	48		7 Shaun WALLIS	Yamaha R6 - MBC Despatch Racing	7	9:23.023	38.205	4.448	88.33	1:17.998	3
8	32	R	1 Jack WILLIAMS	Honda CBR600 -	7	9:23.513	38.695	0.490	88.26	1:18.774	5
9	168	R	2 Aaron DALRYMPLE	Suzuki GSXR 600 -	7	9:23.569	38.751	0.056	88.25	1:18.992	4
10	351		8 Sam DIGBY-BAKER	Yamaha R6 -	7	9:25.510	40.692	1.941	87.94	1:19.109	2
11	166	RMT	1 Nicholas BAKER	Suzuki SV650 - K66	7	9:26.267	41.449	0.757	87.83	1:19.612	3
12	63	RMT	2 Stephen PERFITT	Suzuki SV650 - PKP Services Ltd	7	9:32.127	47.309	5.860	86.93	1:20.424	3
13	455	RMT	3 Tyler DONOVAN	Suzuki SV650 -	7	9:35.156	50.338	3.029	86.47	1:20.016	7
14	192	RMT	4 Richard MOFFA	Suzuki SV650 -	7	9:35.257	50.439	0.101	86.45	1:20.351	7
15	333	R	3 Mark STUBBERFIELD	Yamaha R6 - Polished concrete London	7	9:37.466	52.648	2.209	86.12	1:20.618	2
16	123	RMT	5 Adam FORSYTH	Suzuki SV650 - Rock Oil	7	9:37.921	53.103	0.455	86.06	1:20.859	6
17	72	RMT	6 Mark GILLAM	Suzuki SV650 - No More Straps Ltd	7	9:38.275	53.457	0.354	86.00	1:21.256	6
18	62	RMT	7 James KING	Suzuki SV650 - King and Drury construction	7	9:38.357	53.539	0.082	85.99	1:21.138	5
19	36	RMT	8 Shaun O'REILLY	Suzuki SV650 - Muzzi Moto Racing	7	9:48.939	1:04.121	10.582	84.45	1:22.009	6
20	234	RMT	9 Andy FLUX	Suzuki SV650 - Mach 1 Automotive LTD / Goodwin F	7	9:50.139	1:05.321	1.200	84.27	1:22.646	4
21	37		9 Ricky WOODS	Suzuki GSXR 600 - KTS Vehicle Repairs	7	9:57.649	1:12.831	7.510	83.21	1:22.987	4
22	139	R	4 Rob MARLEY	Honda CBR600F3 - PearTree Racing	7	9:57.690	1:12.872	0.041	83.21	1:22.911	6
23	80	R	5 Stephen LANE	Kawasaki ZX6R -	7	9:58.194	1:13.376	0.504	83.14	1:22.359	7
24	23		10 Claire BECKETT	Suzuki SV650 - P Sheils & Sons	7	9:59.946	1:15.128	1.752	82.90	1:23.550	7
25	959	RMT	10 Justin GRACE	Suzuki SV650 -	7	10:05.488	1:20.670	5.542	82.14	1:24.128	7
26	29	RMT	11 Hayden KILLWORTH	Suzuki SV650 - BK Racing	7	10:05.945	1:21.127	0.457	82.08	1:24.837	5
27	101		11 Glen TRIPP	Honda CBR 600FW - yaki too racing	7	10:06.643	1:21.825	0.698	81.98	1:23.932	7
28	188	RMT	12 Tim FRAMPTON	Suzuki SV650 - K66	7	10:07.557	1:22.739	0.914	81.86	1:23.997	7
29	138	RMT	13 Craig JARMIN	Suzuki SV650 - BK Racing	6	8:47.388	1 Lap	1 Lap	80.79	1:25.127	4
30	130	RMT	14 Vince JONES	Suzuki SV650 -	6	8:48.764	1 Lap	1.376	80.58	1:24.320	6
31	193	RMT	15 Tony BOTTO	Suzuki SV650 - TB Motorcycles	6	8:52.426	1 Lap	3.662	80.03	1:26.570	4
32	689		12 David TREVEIL	Yamaha YZF-R6 -	6	9:01.529	1 Lap	9.103	78.68	1:27.891	5
33	116	RMT	16 Gareth FAITH	Suzuki SV650 - Sitramoto	6	9:32.197	1 Lap	30.668	74.46	1:33.454	3
34	94	RMT	17 Rebecca HOUGHTON	Suzuki SV650 -	6	9:32.572	1 Lap	0.375	74.42	1:32.971	3

#### NOT CLASSIFIED

DNF	22		Matthew MAY	Honda CBR600F3 - Late Breakers	5	6:35.609	2 Laps	1 Lap	89.70	1:17.579	2
DNF	49	R	Oli CHAYTOR	Yamaha R6 - PearTree Racing	4	5:38.655	3 Laps	1 Lap	83.74	1:22.089	4
DNF	919	RMT	Andrew BELLIS	Suzuki SV650 - Cunco Ltd	3	4:51.798	4 Laps	1 Lap	72.78	1:22.960	2
DNF	84		Ricardo BRANCO	Yamaha R6 - IMP Racing	0						
DNF	624		Matthew FEDRICK	Yamaha R6 - Matthew Fedrick farriers ltd/ Palmer R	0						

#### FASTEST LAP

961	Jack SIM	Yamaha R6 - Platform Lift Engineers Ltd	6	1:13.747	96.60 mph	155.47 kph
32 R	Jack WILLIAMS	Honda CBR600 -	5	1:18.774	90.44 mph	145.55 kph
166 RMT	Nicholas BAKER	Suzuki SV650 - K66	3	1:19.612	89.49 mph	144.02 kph

\* Bike 828 - 10 second penalty - jump start  
 Class - 92.5% of Race Speed = 87.65 mph  
 Class R - 92.5% of Race Speed = 81.64 mph  
 Class RMT - 92.5% of Race Speed = 81.24 mph

Donington Park National: 1.9790 miles  
 Race Distance: 7 Laps / 13.85 miles  
 Start: 16:44 Flag 16:53 End: 16:55

Weather / Track : Cloudy / Dry

These results are provisional until the conclusion of any judicial and technical matters.

Clerk Of Course :	Stewards :	Timekeeper :
-------------------	------------	--------------

Results can be found at [www.tsl-timing.com](http://www.tsl-timing.com)

Printed - 16:55 Saturday, 04 September 2021





# BMCRC - MRO Championships 2021 - Rnd 5 @ Donington National

## BMCRC Thunderbike Sport & Rookie Minitwins

### RACE 16 - LAP CHART

#### LAP 1 @ 16:46:14.244

NO	BEHIND	LAP TIME
961		1:19.059
54	2.145	1:21.204
828	2.780	1:21.839
25	2.977	1:22.036
81	3.594	1:22.653
22	4.097	1:23.156
168	5.476	1:24.535
48	6.297	1:25.356
32	7.231	1:26.290
166	7.327	1:26.386
351	7.412	1:26.471
52	7.501	1:26.560
63	7.605	1:26.664
455	8.125	1:27.184
62	8.640	1:27.699
72	8.965	1:28.024
192	9.329	1:28.388
123	9.584	1:28.643
333	10.078	1:29.137
49	11.186	1:30.245
234	11.446	1:30.505
919	11.977	1:31.036
37	12.313	1:31.372
139	13.835	1:32.894
23	13.998	1:33.057
959	14.421	1:33.480
36	14.867	1:33.926
193	15.267	1:34.326
101	15.559	1:34.618
29	15.668	1:34.727
80	15.812	1:34.871
138	16.530	1:35.589
188	17.528	1:36.587
130	19.042	1:38.101
689	19.117	1:38.176
116	22.438	1:41.497
94	23.716	1:42.775

#### LAP 2 @ 16:47:28.751

NO	BEHIND	LAP TIME
961		1:14.507
54	3.409	1:15.771
25	6.099	1:17.629
828	6.355	1:18.082
81	6.689	1:17.602
22	7.169	1:17.579
52	9.709	1:16.715
168	10.639	1:19.670
48	10.728	1:18.938
351	12.014	1:19.109
166	12.577	1:19.757
32	13.504	1:20.780
63	13.973	1:20.875
455	14.800	1:21.182
62	15.883	1:21.750
192	15.913	1:21.091
72	16.005	1:21.547
333	16.189	1:20.618
123	16.802	1:21.725
49	19.478	1:22.799
234	19.847	1:22.908
919	20.430	1:22.960

Weather / Track : Cloudy / Dry

Results can be found at [www.tsl-timing.com](http://www.tsl-timing.com)

37	21.039	1:23.233
36	23.876	1:23.516
139	25.310	1:25.982
23	25.775	1:26.284
959	26.039	1:26.125
29	26.805	1:25.644
101	27.429	1:26.377
80	27.717	1:26.412
193	28.925	1:28.165
188	29.321	1:26.300
138	29.524	1:27.501
130	31.990	1:27.455
689	34.168	1:29.558
94	42.901	1:33.692
116	43.333	1:35.402

#### LAP 3 @ 16:48:43.086

NO	BEHIND	LAP TIME
961		1:14.335
54	5.470	1:16.396
25	9.174	1:17.410
828	9.727	1:17.707
81	11.031	1:18.677
22	11.052	1:18.218
52	11.974	1:16.600
48	14.391	1:17.998
168	16.511	1:20.207
351	17.235	1:19.556
166	17.854	1:19.612
32	19.110	1:19.941
63	20.062	1:20.424
455	21.943	1:21.478
192	22.447	1:20.869
333	23.041	1:21.187
62	23.998	1:22.450
72	24.128	1:22.458
123	24.698	1:22.231
49	28.665	1:23.522
234	29.083	1:23.571
37	30.573	1:23.869
36	31.854	1:22.313
139	35.130	1:24.155
23	36.144	1:24.704
959	36.917	1:25.213
80	37.540	1:24.158
29	37.627	1:25.157
101	39.520	1:26.426
188	41.106	1:26.120
138	42.816	1:27.627
193	43.407	1:28.817
130	44.117	1:26.462
689	49.228	1:29.395
94	1:01.537	1:32.971
116	1:02.452	1:33.454
919	1:03.897	1:57.802 P

#### LAP 4 @ 16:49:57.506

NO	BEHIND	LAP TIME
961		1:14.420
54	7.157	1:16.107
25	12.548	1:17.794
828	12.732	1:17.425
52	13.825	1:16.271
81	14.123	1:17.512

22	15.153	1:18.521
48	19.885	1:19.914
168	21.083	1:18.992
351	22.611	1:19.796
166	23.398	1:19.964
32	24.202	1:19.512
63	26.133	1:20.491
455	29.845	1:22.322
192	30.236	1:22.209
333	30.801	1:22.180
123	31.730	1:21.452
72	32.037	1:22.329
62	32.301	1:22.723
49	36.334	1:22.089
234	37.309	1:22.646
37	39.140	1:22.987
36	39.735	1:22.301
139	44.506	1:23.796
23	45.478	1:23.754
80	47.504	1:24.384
29	48.750	1:25.543
959	49.083	1:26.586
101	50.161	1:25.061
188	51.214	1:24.528
138	53.523	1:25.127
193	55.557	1:26.570
130	55.907	1:26.210
689	1:03.363	1:28.555

#### LAP 5 @ 16:51:12.053

NO	BEHIND	LAP TIME
961		1:14.547
94	1 Lap	1:33.214
116	1 Lap	1:33.574
54	8.443	1:15.833
52	15.504	1:16.226
25	15.676	1:17.675
828	16.083	1:17.898
81	17.252	1:17.676
22	18.741	1:18.135
48	24.933	1:19.595
168	25.864	1:19.328
351	28.068	1:20.004
32	28.429	1:18.774
166	28.918	1:20.067
63	32.317	1:20.731
455	36.894	1:21.596
192	37.159	1:21.470
333	37.476	1:21.222
123	38.289	1:21.106
72	38.810	1:21.320
62	38.892	1:21.138
234	46.401	1:23.639
36	47.997	1:22.809
37	49.832	1:25.239
139	53.993	1:24.034
23	55.556	1:24.625
80	56.012	1:23.055
29	59.040	1:24.837
959	59.634	1:25.098
101	1:00.871	1:25.257
188	1:02.156	1:25.489
138	1:05.090	1:26.114
130	1:07.576	1:26.216
193	1:08.154	1:27.144

#### LAP 6 @ 16:52:25.800

NO	BEHIND	LAP TIME
961		1:13.747
689	1 Lap	1:27.891
54	11.220	1:16.524
52	19.138	1:17.381
25	19.638	1:17.709
828	20.483	1:18.147
81	21.698	1:18.193
94	1 Lap	1:34.752
116	1 Lap	1:33.651
48	31.876	1:20.690
168	32.628	1:20.511
32	33.585	1:18.903
351	34.714	1:20.393
166	35.387	1:20.216
63	39.644	1:21.074
192	44.291	1:20.879
455	44.525	1:21.378
333	44.920	1:21.191
123	45.401	1:20.859
72	46.319	1:21.256
62	46.353	1:21.208
234	56.064	1:23.410
36	56.259	1:22.009
37	1:00.754	1:24.669
139	1:03.157	1:22.911
80	1:05.220	1:22.955
23	1:05.781	1:23.972
29	1:10.281	1:24.988
959	1:10.745	1:24.858
101	1:12.096	1:24.972
188	1:12.945	1:24.536

#### LAP 7 @ 16:53:40.003

NO	BEHIND	LAP TIME
961		1:14.203
138	1 Lap	1:25.430
130	1 Lap	1:24.320
193	1 Lap	1:27.404
54	12.809	1:15.792
689	1 Lap	1:27.954
52	20.949	1:16.014
25	22.523	1:17.088
828	23.757	1:17.477
81	25.115	1:17.620
48	38.205	1:20.532
32	38.695	1:19.313
168	38.751	1:20.326
351	40.692	1:20.181
166	41.449	1:20.265
63	47.309	1:21.868
116	1 Lap	1:34.619
94	1 Lap	1:35.168
455	50.338	1:20.016
192	50.439	1:20.351
333	52.648	1:21.931
123	53.103	1:21.905
72	53.457	1:21.341
62	53.539	1:21.389
36	1:04.121	1:22.065
234	1:05.321	1:23.460
37	1:12.831	1:26.280
139	1:12.872	1:23.918

Donington Park National  
Circuit Length = 1.9790 miles  
Start: 16:44 Flag 16:53 End: 16:55

Printed - 16:55 Saturday, 04 September 2021

# BMCRC - MRO Championships 2021 - Rnd 5 @ Donington National

## BMCRC Thunderbike Sport & Rookie Minitwins

### RACE 16 - SECTOR ANALYSIS



SECTOR 1 = FL to I1, SECTOR 2 = I1 to FL, DIFF = Difference To Personal Best Lap, P = Crossed Finish Line in Pit Lane, D = Time Disallowed

P1 961		Jack SIM		Yamaha R6 - Platform Lift Engineers Ltd		
IDEAL LAP TIME : 1:13.673		BEST LAP TIME : 1:13.747		DIFFERENCE : 0.074		
LAP	SECTOR 1	SECTOR 2	LAP TIME	MPH	DIFF	TIME OF DAY
1 -		26.404	1:19.059	90.11	5.312	16:46:14.244
2 -	48.486	26.021	1:14.507	95.62	0.760	16:47:28.751
3 -	48.449	25.886	1:14.335 (3)	95.84	0.588	16:48:43.086
4 -	48.555	<b>25.865</b>	1:14.420	95.73	0.673	16:49:57.506
5 -	48.300	26.247	1:14.547	95.57	0.800	16:51:12.053
6 -	<b>47.808</b>	25.939	<b>1:13.747 (1)</b>	<b>96.60</b>		<b>16:52:25.800</b>
7 -	48.233	25.970	1:14.203 (2)	96.01	0.456	16:53:40.003

P2 54		Adam JAMISON		Yamaha R6 - Team AJR		
IDEAL LAP TIME : 1:15.553		BEST LAP TIME : 1:15.771		DIFFERENCE : 0.218		
LAP	SECTOR 1	SECTOR 2	LAP TIME	MPH	DIFF	TIME OF DAY
1 -		26.909	1:21.204	87.73	5.433	16:46:16.389
2 -	49.357	26.414	<b>1:15.771 (1)</b>	<b>94.02</b>		<b>16:47:32.160</b>
3 -	49.971	26.425	1:16.396	93.25	0.625	16:48:48.556
4 -	49.722	26.385	1:16.107	93.61	0.336	16:50:04.663
5 -	49.562	<b>26.271</b>	1:15.833 (3)	93.95	0.062	16:51:20.496
6 -	49.970	26.554	1:16.524	93.10	0.753	16:52:37.020
7 -	<b>49.282</b>	26.510	1:15.792 (2)	94.00	0.021	16:53:52.812

P3 52		Elliot FRICKER		Honda CBR600 - Petwise.org, S&S, Ride in Bike Tyres		
IDEAL LAP TIME : 1:16.007		BEST LAP TIME : 1:16.014		DIFFERENCE : 0.007		
LAP	SECTOR 1	SECTOR 2	LAP TIME	MPH	DIFF	TIME OF DAY
1 -		27.301	1:26.560	82.30	10.546	16:46:21.745
2 -	49.814	26.901	1:16.715	92.87	0.701	16:47:38.460
3 -	50.008	<b>26.592</b>	1:16.600	93.01	0.586	16:48:55.060
4 -	49.452	26.819	1:16.271 (3)	93.41	0.257	16:50:11.331
5 -	49.450	26.776	1:16.226 (2)	93.46	0.212	16:51:27.557
6 -	50.381	27.000	1:17.381	92.07	1.367	16:52:44.938
7 -	<b>49.415</b>	26.599	<b>1:16.014 (1)</b>	<b>93.72</b>		<b>16:54:00.952</b>

P4 25		Harrison DAY		Honda CBR 600 -		
IDEAL LAP TIME : 1:17.001		BEST LAP TIME : 1:17.088		DIFFERENCE : 0.087		
LAP	SECTOR 1	SECTOR 2	LAP TIME	MPH	DIFF	TIME OF DAY
1 -		27.209	1:22.036	86.84	4.948	16:46:17.221
2 -	50.319	27.310	1:17.629 (3)	91.77	0.541	16:47:34.850
3 -	50.435	<b>26.975</b>	1:17.410 (2)	92.03	0.322	16:48:52.260
4 -	50.561	27.233	1:17.794	91.58	0.706	16:50:10.054
5 -	50.406	27.269	1:17.675	91.72	0.587	16:51:27.729
6 -	50.555	27.154	1:17.709	91.68	0.621	16:52:45.438
7 -	<b>50.026</b>	27.062	<b>1:17.088 (1)</b>	<b>92.42</b>		<b>16:54:02.526</b>

P5 81		Malvern MAY		Honda CBR600RR -		
IDEAL LAP TIME : 1:17.236		BEST LAP TIME : 1:17.512		DIFFERENCE : 0.276		
LAP	SECTOR 1	SECTOR 2	LAP TIME	MPH	DIFF	TIME OF DAY
1 -		27.242	1:22.653	86.19	5.141	16:46:17.838
2 -	50.278	27.324	1:17.602 (2)	91.81	0.090	16:47:35.440
3 -	50.921	27.756	1:18.677	90.55	1.165	16:48:54.117
4 -	<b>50.151</b>	27.361	<b>1:17.512 (1)</b>	<b>91.91</b>		<b>16:50:11.629</b>
5 -	50.591	<b>27.085</b>	1:17.676	91.72	0.164	16:51:29.305
6 -	50.635	27.558	1:18.193	91.11	0.681	16:52:47.498
7 -	50.220	27.400	1:17.620 (3)	91.78	0.108	16:54:05.118

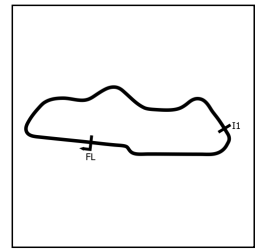
Weather / Track : Cloudy / Dry

Donington Park National  
 Circuit Length = 1.9790 miles  
 Start: 16:44 Flag 16:53 End: 16:55

# BMCRC - MRO Championships 2021 - Rnd 5 @ Donington National

## BMCRC Thunderbike Sport & Rookie Minitwins

### RACE 16 - SECTOR ANALYSIS



SECTOR 1 = FL to I1, SECTOR 2 = I1 to FL, DIFF = Difference To Personal Best Lap, P = Crossed Finish Line in Pit Lane, D = Time Disallowed

<b>P6 828</b>		<b>David SPENCER</b>		Suzuki GSXR 600 -		
IDEAL LAP TIME : 1:17.291		BEST LAP TIME : 1:17.425		DIFFERENCE : 0.134		
LAP	SECTOR 1	SECTOR 2	LAP TIME	MPH	DIFF	TIME OF DAY
1 -		27.561	1:21.839	87.05	4.414	16:46:17.024
2 -	50.788	27.294	1:18.082	91.24	0.657	16:47:35.106
3 -	50.572	27.135	1:17.707 (3)	91.68	0.282	16:48:52.813
4 -	50.240	27.185	<b>1:17.425 (1)</b>	<b>92.01</b>		<b>16:50:10.238</b>
5 -	50.820	<b>27.078</b>	1:17.898	91.46	0.473	16:51:28.136
6 -	50.930	27.217	1:18.147	91.16	0.722	16:52:46.283
7 -	<b>50.213</b>	27.264	1:17.477 (2)	91.95	0.052	16:54:03.760

<b>P7 48</b>		<b>Shaun WALLIS</b>		Yamaha R6 - MBC Despatch Racing		
IDEAL LAP TIME : 1:17.998		BEST LAP TIME : 1:17.998		DIFFERENCE : 0.000		
LAP	SECTOR 1	SECTOR 2	LAP TIME	MPH	DIFF	TIME OF DAY
1 -		27.971	1:25.356	83.46	7.358	16:46:20.541
2 -	51.391	27.547	1:18.938 (2)	90.25	0.940	16:47:39.479
3 -	<b>50.503</b>	<b>27.495</b>	<b>1:17.998 (1)</b>	<b>91.34</b>		<b>16:48:57.477</b>
4 -	52.185	27.729	1:19.914	89.15	1.916	16:50:17.391
5 -	52.004	27.591	1:19.595 (3)	89.51	1.597	16:51:36.986
6 -	53.132	27.558	1:20.690	88.29	2.692	16:52:57.676
7 -	52.814	27.718	1:20.532	88.46	2.534	16:54:18.208

<b>P8 32 R</b>		<b>Jack WILLIAMS</b>		Honda CBR600 -		
IDEAL LAP TIME : 1:18.324		BEST LAP TIME : 1:18.774		DIFFERENCE : 0.450		
LAP	SECTOR 1	SECTOR 2	LAP TIME	MPH	DIFF	TIME OF DAY
1 -		28.998	1:26.290	82.56	7.516	16:46:21.475
2 -	52.629	28.151	1:20.780	88.19	2.006	16:47:42.255
3 -	51.722	28.219	1:19.941	89.12	1.167	16:49:02.196
4 -	51.613	27.899	1:19.512	89.60	0.738	16:50:21.708
5 -	<b>51.053</b>	27.721	<b>1:18.774 (1)</b>	<b>90.44</b>		<b>16:51:40.482</b>
6 -	51.632	<b>27.271</b>	1:18.903 (2)	90.29	0.129	16:52:59.385
7 -	51.907	27.406	1:19.313 (3)	89.82	0.539	16:54:18.698

<b>P9 168 R</b>		<b>Aaron DALRYMPLE</b>		Suzuki GSXR 600 -		
IDEAL LAP TIME : 1:18.750		BEST LAP TIME : 1:18.992		DIFFERENCE : 0.242		
LAP	SECTOR 1	SECTOR 2	LAP TIME	MPH	DIFF	TIME OF DAY
1 -		27.751	1:24.535	84.27	5.543	16:46:19.720
2 -	<b>51.234</b>	28.436	1:19.670 (3)	89.42	0.678	16:47:39.390
3 -	52.451	27.756	1:20.207	88.82	1.215	16:48:59.597
4 -	51.476	<b>27.516</b>	<b>1:18.992 (1)</b>	<b>90.19</b>		<b>16:50:18.589</b>
5 -	51.733	27.595	1:19.328 (2)	89.81	0.336	16:51:37.917
6 -	52.661	27.850	1:20.511	88.49	1.519	16:52:58.428
7 -	52.668	27.658	1:20.326	88.69	1.334	16:54:18.754

<b>P10 351</b>		<b>Sam DIGBY-BAKER</b>		Yamaha R6 -		
IDEAL LAP TIME : 1:18.918		BEST LAP TIME : 1:19.109		DIFFERENCE : 0.191		
LAP	SECTOR 1	SECTOR 2	LAP TIME	MPH	DIFF	TIME OF DAY
1 -		28.750	1:26.471	82.39	7.362	16:46:21.656
2 -	<b>51.213</b>	27.896	<b>1:19.109 (1)</b>	<b>90.06</b>		<b>16:47:40.765</b>
3 -	51.721	27.835	1:19.556 (2)	89.55	0.447	16:49:00.321
4 -	51.747	28.049	1:19.796 (3)	89.28	0.687	16:50:20.117
5 -	52.083	27.921	1:20.004	89.05	0.895	16:51:40.121
6 -	52.688	<b>27.705</b>	1:20.393	88.62	1.284	16:53:00.514
7 -	52.041	28.140	1:20.181	88.85	1.072	16:54:20.695

Weather / Track : Cloudy / Dry

Donington Park National  
Circuit Length = 1.9790 miles  
Start: 16:44 Flag 16:53 End: 16:55

# BMCRC - MRO Championships 2021 - Rnd 5 @ Donington National

## BMCRC Thunderbike Sport & Rookie Minitwins

### RACE 16 - SECTOR ANALYSIS



SECTOR 1 = FL to I1, SECTOR 2 = I1 to FL, DIFF = Difference To Personal Best Lap, P = Crossed Finish Line in Pit Lane, D = Time Disallowed

P11 166 RMT		Nicholas BAKER		Suzuki SV650 - K66		
IDEAL LAP TIME : 1:19.367		BEST LAP TIME : 1:19.612		DIFFERENCE : 0.245		
LAP	SECTOR 1	SECTOR 2	LAP TIME	MPH	DIFF	TIME OF DAY
1 -		29.321	1:26.386	82.47	6.774	16:46:21.571
2 -	51.819	<b>27.938</b>	1:19.757 (2)	89.32	0.145	16:47:41.328
3 -	<b>51.429</b>	28.183	<b>1:19.612 (1)</b>	<b>89.49</b>		<b>16:49:00.940</b>
4 -	51.666	28.298	1:19.964 (3)	89.09	0.352	16:50:20.904
5 -	51.537	28.530	1:20.067	88.98	0.455	16:51:40.971
6 -	52.091	28.125	1:20.216	88.81	0.604	16:53:01.187
7 -	51.937	28.328	1:20.265	88.76	0.653	16:54:21.452

P12 63 RMT		Stephen PERFITT		Suzuki SV650 - PKP Services Ltd		
IDEAL LAP TIME : 1:20.353		BEST LAP TIME : 1:20.424		DIFFERENCE : 0.071		
LAP	SECTOR 1	SECTOR 2	LAP TIME	MPH	DIFF	TIME OF DAY
1 -		28.679	1:26.664	82.20	6.240	16:46:21.849
2 -	52.375	28.500	1:20.875	88.09	0.451	16:47:42.724
3 -	52.302	<b>28.122</b>	<b>1:20.424 (1)</b>	<b>88.58</b>		<b>16:49:03.148</b>
4 -	<b>52.231</b>	28.260	1:20.491 (2)	88.51	0.067	16:50:23.639
5 -	52.497	28.234	1:20.731 (3)	88.25	0.307	16:51:44.370
6 -	52.631	28.443	1:21.074	87.87	0.650	16:53:05.444
7 -	52.619	29.249	1:21.868	87.02	1.444	16:54:27.312

P13 455 RMT		Tyler DONOVAN		Suzuki SV650 -		
IDEAL LAP TIME : 1:19.899		BEST LAP TIME : 1:20.016		DIFFERENCE : 0.117		
LAP	SECTOR 1	SECTOR 2	LAP TIME	MPH	DIFF	TIME OF DAY
1 -		28.470	1:27.184	81.71	7.168	16:46:22.369
2 -	52.356	28.826	1:21.182 (2)	87.76	1.166	16:47:43.551
3 -	52.902	28.576	1:21.478	87.44	1.462	16:49:05.029
4 -	53.534	28.788	1:22.322	86.54	2.306	16:50:27.351
5 -	53.233	28.363	1:21.596	87.31	1.580	16:51:48.947
6 -	53.287	<b>28.091</b>	1:21.378 (3)	87.54	1.362	16:53:10.325
7 -	<b>51.808</b>	28.208	<b>1:20.016 (1)</b>	<b>89.04</b>		<b>16:54:30.341</b>

P14 192 RMT		Richard MOFFA		Suzuki SV650 -		
IDEAL LAP TIME : 1:20.025		BEST LAP TIME : 1:20.351		DIFFERENCE : 0.326		
LAP	SECTOR 1	SECTOR 2	LAP TIME	MPH	DIFF	TIME OF DAY
1 -		28.510	1:28.388	80.60	8.037	16:46:23.573
2 -	52.605	28.486	1:21.091	87.85	0.740	16:47:44.664
3 -	52.618	28.251	1:20.869 (2)	88.10	0.518	16:49:05.533
4 -	53.030	29.179	1:22.209	86.66	1.858	16:50:27.742
5 -	52.869	28.601	1:21.470	87.45	1.119	16:51:49.212
6 -	52.652	<b>28.227</b>	1:20.879 (3)	88.09	0.528	16:53:10.091
7 -	<b>51.798</b>	28.553	<b>1:20.351 (1)</b>	<b>88.66</b>		<b>16:54:30.442</b>

P15 333 R		Mark STUBBERFIELD		Yamaha R6 - Polished concrete London		
IDEAL LAP TIME : 1:20.618		BEST LAP TIME : 1:20.618		DIFFERENCE : 0.000		
LAP	SECTOR 1	SECTOR 2	LAP TIME	MPH	DIFF	TIME OF DAY
1 -		28.447	1:29.137	79.92	8.519	16:46:24.322
2 -	<b>52.798</b>	<b>27.820</b>	<b>1:20.618 (1)</b>	<b>88.37</b>		<b>16:47:44.940</b>
3 -	52.814	28.373	1:21.187 (2)	87.75	0.569	16:49:06.127
4 -	53.764	28.416	1:22.180	86.69	1.562	16:50:28.307
5 -	52.940	28.282	1:21.222	87.71	0.604	16:51:49.529
6 -	52.976	28.215	1:21.191 (3)	87.75	0.573	16:53:10.720
7 -	53.287	28.644	1:21.931	86.95	1.313	16:54:32.651

Weather / Track : Cloudy / Dry

Donington Park National  
Circuit Length = 1.9790 miles  
Start: 16:44 Flag 16:53 End: 16:55

# BMCRC - MRO Championships 2021 - Rnd 5 @ Donington National

## BMCRC Thunderbike Sport & Rookie Minitwins

### RACE 16 - SECTOR ANALYSIS



SECTOR 1 = FL to I1, SECTOR 2 = I1 to FL, DIFF = Difference To Personal Best Lap, P = Crossed Finish Line in Pit Lane, D = Time Disallowed

P16 123 RMT Adam FORSYTH		Suzuki SV650 - Rock Oil				
IDEAL LAP TIME : 1:20.779		BEST LAP TIME : 1:20.859		DIFFERENCE : 0.080		
LAP	SECTOR 1	SECTOR 2	LAP TIME	MPH	DIFF	TIME OF DAY
1 -		28.816	1:28.643	80.37	7.784	16:46:23.828
2 -	52.881	28.844	1:21.725	87.17	0.866	16:47:45.553
3 -	53.410	28.821	1:22.231	86.64	1.372	16:49:07.784
4 -	52.928	28.524	1:21.452 (3)	87.47	0.593	16:50:29.236
5 -	52.800	<b>28.306</b>	1:21.106 (2)	87.84	0.247	16:51:50.342
6 -	<b>52.473</b>	28.386	<b>1:20.859 (1)</b>	<b>88.11</b>		<b>16:53:11.201</b>
7 -	53.221	28.684	1:21.905	86.98	1.046	16:54:33.106

P17 72 RMT Mark GILLAM		Suzuki SV650 - No More Straps Ltd				
IDEAL LAP TIME : 1:20.870		BEST LAP TIME : 1:21.256		DIFFERENCE : 0.386		
LAP	SECTOR 1	SECTOR 2	LAP TIME	MPH	DIFF	TIME OF DAY
1 -		28.677	1:28.024	80.93	6.768	16:46:23.209
2 -	52.543	29.004	1:21.547	87.36	0.291	16:47:44.756
3 -	53.401	29.057	1:22.458	86.40	1.202	16:49:07.214
4 -	53.282	29.047	1:22.329	86.53	1.073	16:50:29.543
5 -	52.685	28.635	1:21.320 (2)	87.61	0.064	16:51:50.863
6 -	52.825	<b>28.431</b>	<b>1:21.256 (1)</b>	<b>87.68</b>		<b>16:53:12.119</b>
7 -	<b>52.439</b>	28.902	1:21.341 (3)	87.58	0.085	16:54:33.460

P18 62 RMT James KING		Suzuki SV650 - King and Drury construction				
IDEAL LAP TIME : 1:20.710		BEST LAP TIME : 1:21.138		DIFFERENCE : 0.428		
LAP	SECTOR 1	SECTOR 2	LAP TIME	MPH	DIFF	TIME OF DAY
1 -		28.598	1:27.699	81.23	6.561	16:46:22.884
2 -	52.722	29.028	1:21.750	87.15	0.612	16:47:44.634
3 -	53.734	28.716	1:22.450	86.41	1.312	16:49:07.084
4 -	53.298	29.425	1:22.723	86.12	1.585	16:50:29.807
5 -	52.788	28.350	<b>1:21.138 (1)</b>	<b>87.80</b>		<b>16:51:50.945</b>
6 -	<b>52.450</b>	28.758	1:21.208 (2)	87.73	0.070	16:53:12.153
7 -	53.129	<b>28.260</b>	1:21.389 (3)	87.53	0.251	16:54:33.542

P19 36 RMT Shaun O'REILLY		Suzuki SV650 - Muzzi Moto Racing				
IDEAL LAP TIME : 1:21.785		BEST LAP TIME : 1:22.009		DIFFERENCE : 0.224		
LAP	SECTOR 1	SECTOR 2	LAP TIME	MPH	DIFF	TIME OF DAY
1 -		30.200	1:33.926	75.85	11.917	16:46:29.111
2 -	54.501	29.015	1:23.516	85.30	1.507	16:47:52.627
3 -	53.338	28.975	1:22.313	86.55	0.304	16:49:14.940
4 -	<b>53.211</b>	29.090	1:22.301 (3)	86.56	0.292	16:50:37.241
5 -	53.937	28.872	1:22.809	86.03	0.800	16:52:00.050
6 -	53.435	<b>28.574</b>	<b>1:22.009 (1)</b>	<b>86.87</b>		<b>16:53:22.059</b>
7 -	53.284	28.781	1:22.065 (2)	86.81	0.056	16:54:44.124

P20 234 RMT Andy FLUX		Suzuki SV650 - Mach 1 Automotive LTD / Goodwin Pest Manag				
IDEAL LAP TIME : 1:22.546		BEST LAP TIME : 1:22.646		DIFFERENCE : 0.100		
LAP	SECTOR 1	SECTOR 2	LAP TIME	MPH	DIFF	TIME OF DAY
1 -		29.434	1:30.505	78.72	7.859	16:46:25.690
2 -	53.947	28.961	1:22.908 (2)	85.93	0.262	16:47:48.598
3 -	54.445	29.126	1:23.571	85.25	0.925	16:49:12.169
4 -	<b>53.679</b>	28.967	<b>1:22.646 (1)</b>	<b>86.20</b>		<b>16:50:34.815</b>
5 -	54.544	29.095	1:23.639	85.18	0.993	16:51:58.454
6 -	53.971	29.439	1:23.410 (3)	85.41	0.764	16:53:21.864
7 -	54.593	<b>28.867</b>	1:23.460	85.36	0.814	16:54:45.324

Weather / Track : Cloudy / Dry

Donington Park National  
Circuit Length = 1.9790 miles  
Start: 16:44 Flag 16:53 End: 16:55

# BMCRC - MRO Championships 2021 - Rnd 5 @ Donington National

## BMCRC Thunderbike Sport & Rookie Minitwins

### RACE 16 - SECTOR ANALYSIS



SECTOR 1 = FL to I1, SECTOR 2 = I1 to FL, DIFF = Difference To Personal Best Lap, P = Crossed Finish Line in Pit Lane, D = Time Disallowed

P21 37		Ricky WOODS		Suzuki GSXR 600 - KTS Vehicle Repairs		
IDEAL LAP TIME : 1:22.482		BEST LAP TIME : 1:22.987		DIFFERENCE : 0.505		
LAP	SECTOR 1	SECTOR 2	LAP TIME	MPH	DIFF	TIME OF DAY
1 -		29.436	1:31.372	77.97	8.385	16:46:26.557
2 -	54.398	<b>28.835</b>	1:23.233 (2)	85.59	0.246	16:47:49.790
3 -	54.585	29.284	1:23.869 (3)	84.94	0.882	16:49:13.659
4 -	<b>53.647</b>	29.340	<b>1:22.987 (1)</b>	<b>85.85</b>		<b>16:50:36.646</b>
5 -	55.313	29.926	1:25.239	83.58	2.252	16:52:01.885
6 -	54.915	29.754	1:24.669	84.14	1.682	16:53:26.554
7 -	56.529	29.751	1:26.280	82.57	3.293	16:54:52.834

P22 139 R		Rob MARLEY		Honda CBR600F3 - PearTree Racing		
IDEAL LAP TIME : 1:22.911		BEST LAP TIME : 1:22.911		DIFFERENCE : 0.000		
LAP	SECTOR 1	SECTOR 2	LAP TIME	MPH	DIFF	TIME OF DAY
1 -		30.086	1:32.894	76.69	9.983	16:46:28.079
2 -	56.588	29.394	1:25.982	82.86	3.071	16:47:54.061
3 -	55.056	29.099	1:24.155	84.66	1.244	16:49:18.216
4 -	54.382	29.414	1:23.796 (2)	85.02	0.885	16:50:42.012
5 -	55.062	28.972	1:24.034	84.78	1.123	16:52:06.046
6 -	<b>54.134</b>	<b>28.777</b>	<b>1:22.911 (1)</b>	<b>85.93</b>		<b>16:53:28.957</b>
7 -	54.774	29.144	1:23.918 (3)	84.90	1.007	16:54:52.875

P23 80 R		Stephen LANE		Kawasaki ZX6R -		
IDEAL LAP TIME : 1:22.358		BEST LAP TIME : 1:22.359		DIFFERENCE : 0.001		
LAP	SECTOR 1	SECTOR 2	LAP TIME	MPH	DIFF	TIME OF DAY
1 -		29.346	1:34.871	75.09	12.512	16:46:30.056
2 -	57.187	29.225	1:26.412	82.44	4.053	16:47:56.468
3 -	55.490	28.668	1:24.158	84.65	1.799	16:49:20.626
4 -	55.498	28.886	1:24.384	84.43	2.025	16:50:45.010
5 -	54.153	28.902	1:23.055 (3)	85.78	0.696	16:52:08.065
6 -	54.359	<b>28.596</b>	1:22.955 (2)	85.88	0.596	16:53:31.020
7 -	<b>53.762</b>	28.597	<b>1:22.359 (1)</b>	<b>86.50</b>		<b>16:54:53.379</b>

P24 23		Claire BECKETT		Suzuki SV650 - P Sheils & Sons		
IDEAL LAP TIME : 1:23.462		BEST LAP TIME : 1:23.550		DIFFERENCE : 0.088		
LAP	SECTOR 1	SECTOR 2	LAP TIME	MPH	DIFF	TIME OF DAY
1 -		30.034	1:33.057	76.56	9.507	16:46:28.242
2 -	56.578	29.706	1:26.284	82.57	2.734	16:47:54.526
3 -	54.801	29.903	1:24.704	84.11	1.154	16:49:19.230
4 -	<b>53.887</b>	29.867	1:23.754 (2)	85.06	0.204	16:50:42.984
5 -	54.572	30.053	1:24.625	84.19	1.075	16:52:07.609
6 -	54.090	29.882	1:23.972 (3)	84.84	0.422	16:53:31.581
7 -	53.975	<b>29.575</b>	<b>1:23.550 (1)</b>	<b>85.27</b>		<b>16:54:55.131</b>

P25 959 RMT		Justin GRACE		Suzuki SV650 -		
IDEAL LAP TIME : 1:24.128		BEST LAP TIME : 1:24.128		DIFFERENCE : 0.000		
LAP	SECTOR 1	SECTOR 2	LAP TIME	MPH	DIFF	TIME OF DAY
1 -		30.032	1:33.480	76.21	9.352	16:46:28.665
2 -	56.243	29.882	1:26.125	82.72	1.997	16:47:54.790
3 -	55.172	30.041	1:25.213	83.60	1.085	16:49:20.003
4 -	57.085	29.501	1:26.586	82.28	2.458	16:50:46.589
5 -	55.500	29.598	1:25.098 (3)	83.72	0.970	16:52:11.687
6 -	55.255	29.603	1:24.858 (2)	83.95	0.730	16:53:36.545
7 -	<b>54.919</b>	<b>29.209</b>	<b>1:24.128 (1)</b>	<b>84.68</b>		<b>16:55:00.673</b>

Weather / Track : Cloudy / Dry

Donington Park National  
 Circuit Length = 1.9790 miles  
 Start: 16:44 Flag 16:53 End: 16:55

# BMCRC - MRO Championships 2021 - Rnd 5 @ Donington National

## BMCRC Thunderbike Sport & Rookie Minitwins

### RACE 16 - SECTOR ANALYSIS



SECTOR 1 = FL to I1, SECTOR 2 = I1 to FL, DIFF = Difference To Personal Best Lap, P = Crossed Finish Line in Pit Lane, D = Time Disallowed

P26 29 RMT Hayden KILLWORTH		Suzuki SV650 - BK Racing				
IDEAL LAP TIME : 1:24.762		BEST LAP TIME : 1:24.837		DIFFERENCE : 0.075		
LAP	SECTOR 1	SECTOR 2	LAP TIME	MPH	DIFF	TIME OF DAY
1 -		30.238	1:34.727	75.21	9.890	16:46:29.912
2 -	55.968	29.676	1:25.644	83.18	0.807	16:47:55.556
3 -	<b>55.313</b>	29.844	1:25.157	83.66	0.320	16:49:20.713
4 -	56.037	29.506	1:25.543	83.28	0.706	16:50:46.256
5 -	55.325	29.512	<b>1:24.837 (1)</b>	<b>83.98</b>		<b>16:52:11.093</b>
6 -	55.321	29.667	1:24.988 (2)	83.83	0.151	16:53:36.081
7 -	55.600	<b>29.449</b>	1:25.049 (3)	83.77	0.212	16:55:01.130

P27 101 Glen TRIPP		Honda CBR 600FW - yaki too racing				
IDEAL LAP TIME : 1:23.932		BEST LAP TIME : 1:23.932		DIFFERENCE : 0.000		
LAP	SECTOR 1	SECTOR 2	LAP TIME	MPH	DIFF	TIME OF DAY
1 -		29.779	1:34.618	75.29	10.686	16:46:29.803
2 -	56.815	29.562	1:26.377	82.48	2.445	16:47:56.180
3 -	56.912	29.514	1:26.426	82.43	2.494	16:49:22.606
4 -	55.495	29.566	1:25.061 (3)	83.75	1.129	16:50:47.667
5 -	55.958	29.299	1:25.257	83.56	1.325	16:52:12.924
6 -	55.545	29.427	1:24.972 (2)	83.84	1.040	16:53:37.896
7 -	<b>55.096</b>	<b>28.836</b>	<b>1:23.932 (1)</b>	<b>84.88</b>		<b>16:55:01.828</b>

P28 188 RMT Tim FRAMPTON		Suzuki SV650 - K66				
IDEAL LAP TIME : 1:23.876		BEST LAP TIME : 1:23.997		DIFFERENCE : 0.121		
LAP	SECTOR 1	SECTOR 2	LAP TIME	MPH	DIFF	TIME OF DAY
1 -		30.871	1:36.587	73.76	12.590	16:46:31.772
2 -	56.207	30.093	1:26.300	82.55	2.303	16:47:58.072
3 -	56.415	29.705	1:26.120	82.72	2.123	16:49:24.192
4 -	55.089	29.439	1:24.528 (2)	84.28	0.531	16:50:48.720
5 -	55.887	29.602	1:25.489	83.33	1.492	16:52:14.209
6 -	<b>54.748</b>	29.788	1:24.536 (3)	84.27	0.539	16:53:38.745
7 -	54.869	<b>29.128</b>	<b>1:23.997 (1)</b>	<b>84.82</b>		<b>16:55:02.742</b>

P29 138 RMT Craig JARMIN		Suzuki SV650 - BK Racing				
IDEAL LAP TIME : 1:25.119		BEST LAP TIME : 1:25.127		DIFFERENCE : 0.008		
LAP	SECTOR 1	SECTOR 2	LAP TIME	MPH	DIFF	TIME OF DAY
1 -		30.357	1:35.589	74.53	10.462	16:46:30.774
2 -	57.154	30.347	1:27.501	81.42	2.374	16:47:58.275
3 -	57.169	30.458	1:27.627	81.30	2.500	16:49:25.902
4 -	<b>55.313</b>	29.814	<b>1:25.127 (1)</b>	<b>83.69</b>		<b>16:50:51.029</b>
5 -	56.133	29.981	1:26.114 (3)	82.73	0.987	16:52:17.143
6 -	55.624	<b>29.806</b>	1:25.430 (2)	83.39	0.303	16:53:42.573

P30 130 RMT Vince JONES		Suzuki SV650 -				
IDEAL LAP TIME : 1:24.320		BEST LAP TIME : 1:24.320		DIFFERENCE : 0.000		
LAP	SECTOR 1	SECTOR 2	LAP TIME	MPH	DIFF	TIME OF DAY
1 -		30.601	1:38.101	72.62	13.781	16:46:33.286
2 -	57.203	30.252	1:27.455	81.46	3.135	16:48:00.741
3 -	56.333	30.129	1:26.462	82.40	2.142	16:49:27.203
4 -	55.912	30.298	1:26.210 (2)	82.64	1.890	16:50:53.413
5 -	56.425	29.791	1:26.216 (3)	82.63	1.896	16:52:19.629
6 -	<b>54.683</b>	<b>29.637</b>	<b>1:24.320 (1)</b>	<b>84.49</b>		<b>16:53:43.949</b>

Weather / Track : Cloudy / Dry

Donington Park National  
 Circuit Length = 1.9790 miles  
 Start: 16:44 Flag 16:53 End: 16:55

# BMCRC - MRO Championships 2021 - Rnd 5 @ Donington National

## BMCRC Thunderbike Sport & Rookie Minitwins

### RACE 16 - SECTOR ANALYSIS



SECTOR 1 = FL to I1, SECTOR 2 = I1 to FL, DIFF = Difference To Personal Best Lap, P = Crossed Finish Line in Pit Lane, D = Time Disallowed

P31 193 RMT Tony BOTTO			Suzuki SV650 - TB Motorcycles			
IDEAL LAP TIME : 1:25.957		BEST LAP TIME : 1:26.570		DIFFERENCE : 0.613		
LAP	SECTOR 1	SECTOR 2	LAP TIME	MPH	DIFF	TIME OF DAY
1 -		30.203	1:34.326	75.53	7.756	16:46:29.511
2 -	57.817	30.348	1:28.165	80.81	1.595	16:47:57.676
3 -	57.918	30.899	1:28.817	80.21	2.247	16:49:26.493
4 -	<b>56.040</b>	30.530	<b>1:26.570 (1)</b>	<b>82.29</b>		<b>16:50:53.063</b>
5 -	57.227	<b>29.917</b>	1:27.144 (2)	81.75	0.574	16:52:20.207
6 -	56.780	30.624	1:27.404 (3)	81.51	0.834	16:53:47.611

P32 689 David TREVEIL			Yamaha YZF-R6 -			
IDEAL LAP TIME : 1:27.782		BEST LAP TIME : 1:27.891		DIFFERENCE : 0.109		
LAP	SECTOR 1	SECTOR 2	LAP TIME	MPH	DIFF	TIME OF DAY
1 -		31.123	1:38.176	72.56	10.285	16:46:33.361
2 -	58.207	31.351	1:29.558	79.55	1.667	16:48:02.919
3 -	58.342	31.053	1:29.395	79.69	1.504	16:49:32.314
4 -	57.523	31.032	1:28.555 (3)	80.45	0.664	16:51:00.869
5 -	57.257	<b>30.634</b>	<b>1:27.891 (1)</b>	<b>81.06</b>		<b>16:52:28.760</b>
6 -	<b>57.148</b>	30.806	1:27.954 (2)	81.00	0.063	16:53:56.714

P33 116 RMT Gareth FAITH			Suzuki SV650 - Sitramoto			
IDEAL LAP TIME : 1:32.853		BEST LAP TIME : 1:33.454		DIFFERENCE : 0.601		
LAP	SECTOR 1	SECTOR 2	LAP TIME	MPH	DIFF	TIME OF DAY
1 -		32.338	1:41.497	70.19	8.043	16:46:36.682
2 -	1:02.232	33.170	1:35.402	74.68	1.948	16:48:12.084
3 -	1:01.090	32.364	<b>1:33.454 (1)</b>	<b>76.23</b>		<b>16:49:45.538</b>
4 -	1:00.843	32.731	1:33.574 (2)	76.13	0.120	16:51:19.112
5 -	<b>1:00.715</b>	32.936	1:33.651 (3)	76.07	0.197	16:52:52.763
6 -	1:02.481	<b>32.138</b>	1:34.619	75.29	1.165	16:54:27.382

P34 94 RMT Rebecca HOUGHTON			Suzuki SV650 -			
IDEAL LAP TIME : 1:32.716		BEST LAP TIME : 1:32.971		DIFFERENCE : 0.255		
LAP	SECTOR 1	SECTOR 2	LAP TIME	MPH	DIFF	TIME OF DAY
1 -		32.596	1:42.775	69.32	9.804	16:46:37.960
2 -	1:01.510	32.182	1:33.692 (3)	76.04	0.721	16:48:11.652
3 -	<b>1:00.895</b>	32.076	<b>1:32.971 (1)</b>	<b>76.63</b>		<b>16:49:44.623</b>
4 -	1:01.393	<b>31.821</b>	1:33.214 (2)	76.43	0.243	16:51:17.837
5 -	1:01.191	33.561	1:34.752	75.19	1.781	16:52:52.589
6 -	1:02.080	33.088	1:35.168	74.86	2.197	16:54:27.757

P35 22 Matthew MAY			Honda CBR600F3 - Late Breakers			
IDEAL LAP TIME : 1:17.579		BEST LAP TIME : 1:17.579		DIFFERENCE : 0.000		
LAP	SECTOR 1	SECTOR 2	LAP TIME	MPH	DIFF	TIME OF DAY
1 -		27.236	1:23.156	85.67	5.577	16:46:18.341
2 -	<b>50.355</b>	<b>27.224</b>	<b>1:17.579 (1)</b>	<b>91.83</b>		<b>16:47:35.920</b>
3 -	50.874	27.344	1:18.218 (3)	91.08	0.639	16:48:54.138
4 -	51.146	27.375	1:18.521	90.73	0.942	16:50:12.659
5 -	50.661	27.474	1:18.135 (2)	91.18	0.556	16:51:30.794

P36 49 R Oli CHAYTOR			Yamaha R6 - PearTree Racing			
IDEAL LAP TIME : 1:22.089		BEST LAP TIME : 1:22.089		DIFFERENCE : 0.000		
LAP	SECTOR 1	SECTOR 2	LAP TIME	MPH	DIFF	TIME OF DAY
1 -		29.997	1:30.245	78.94	8.156	16:46:25.430
2 -	53.887	28.912	1:22.799 (2)	86.04	0.710	16:47:48.229
3 -	54.469	29.053	1:23.522 (3)	85.30	1.433	16:49:11.751
4 -	<b>53.538</b>	<b>28.551</b>	<b>1:22.089 (1)</b>	<b>86.79</b>		<b>16:50:33.840</b>

Weather / Track : Cloudy / Dry

Donington Park National  
Circuit Length = 1.9790 miles  
Start: 16:44 Flag 16:53 End: 16:55



# BMCRC - MRO Championships 2021 - Rnd 5 @ Donington National

## BMCRC Thunderbike Sport & Rookie Minitwins

### RACE 16 - SECTOR ANALYSIS



SECTOR 1 = FL to I1, SECTOR 2 = I1 to FL, DIFF = Difference To Personal Best Lap, P = Crossed Finish Line in Pit Lane, D = Time Disallowed

<b>P37 919 RMT Andrew BELLIS</b>		Suzuki SV650 - Cunco Ltd				
IDEAL LAP TIME : 1:22.960		BEST LAP TIME : 1:22.960		DIFFERENCE : 0.000		
LAP	SECTOR 1	SECTOR 2	LAP TIME	MPH	DIFF	TIME OF DAY
1 -		29.600	1:31.036	78.26	8.076	16:46:26.221
2 -	<b>53.893</b>	<b>29.067</b>	<b>1:22.960 (1)</b>	<b>85.88</b>		<b>16:47:49.181</b>
3 -	1:08.836	IN PIT	1:57.802 P	60.47	34.842	16:49:46.983

# BMCRC - MRO Championships 2021 - Rnd 5 @ Donington National

## BMCRC Thunderbike Sport & Rookie Minitwins

### RACE 16 - BEST SECTORS

SECTOR 1			SECTOR 2			IDEAL / BEST COMPARISON						
POS	NO	NAME	TIME	NO	NAME	TIME	POS	NO	NAME	IDEAL	BEST	DIFF
									<b>PERFECT LAP</b>	<b>1:13.673</b>		
1	961	SIM	47.808	961	SIM	25.865	1	961	SIM	1:13.673	1:13.747	0.074
2	54	JAMISON	49.282	54	JAMISON	26.271	2	54	JAMISON	1:15.553	1:15.771	0.218
3	52	FRICKER	49.415	52	FRICKER	26.592	3	52	FRICKER	1:16.007	1:16.014	0.007
4	25	DAY	50.026	25	DAY	26.975	4	25	DAY	1:17.001	1:17.088	0.087
5	81	MAY	50.151	828	SPENCER	27.078	5	81	MAY	1:17.236	1:17.512	0.276
6	828	SPENCER	50.213	81	MAY	27.085	6	828	SPENCER	1:17.291	1:17.425	0.134
7	22	MAY	50.355	22	MAY	27.224	7	22	MAY	1:17.579	1:17.579	0.000
8	48	WALLIS	50.503	32	WILLIAMS	27.271	8	48	WALLIS	1:17.998	1:17.998	0.000
9	32	WILLIAMS	51.053	48	WALLIS	27.495	9	32	WILLIAMS	1:18.324	1:18.774	0.450
10	351	DIGBY-BAKER	51.213	168	DALRYMPLE	27.516	10	168	DALRYMPLE	1:18.750	1:18.992	0.242
11	168	DALRYMPLE	51.234	351	DIGBY-BAKER	27.705	11	351	DIGBY-BAKER	1:18.918	1:19.109	0.191
12	166	BAKER	51.429	333	STUBBERFIELD	27.820	12	166	BAKER	1:19.367	1:19.612	0.245
13	192	MOFFA	51.798	166	BAKER	27.938	13	455	DONOVAN	1:19.899	1:20.016	0.117
14	455	DONOVAN	51.808	455	DONOVAN	28.091	14	192	MOFFA	1:20.025	1:20.351	0.326
15	63	PERFITT	52.231	63	PERFITT	28.122	15	63	PERFITT	1:20.353	1:20.424	0.071
16	72	GILLAM	52.439	192	MOFFA	28.227	16	333	STUBBERFIELD	1:20.618	1:20.618	0.000
17	62	KING	52.450	62	KING	28.260	17	62	KING	1:20.710	1:21.138	0.428
18	123	FORSYTH	52.473	123	FORSYTH	28.306	18	123	FORSYTH	1:20.779	1:20.859	0.080
19	333	STUBBERFIELD	52.798	72	GILLAM	28.431	19	72	GILLAM	1:20.870	1:21.256	0.386
20	36	O'REILLY	53.211	49	CHAYTOR	28.551	20	36	O'REILLY	1:21.785	1:22.009	0.224
21	49	CHAYTOR	53.538	36	O'REILLY	28.574	21	49	CHAYTOR	1:22.089	1:22.089	0.000
22	37	WOODS	53.647	80	LANE	28.596	22	80	LANE	1:22.358	1:22.359	0.001
23	234	FLUX	53.679	139	MARLEY	28.777	23	37	WOODS	1:22.482	1:22.987	0.505
24	80	LANE	53.762	37	WOODS	28.835	24	234	FLUX	1:22.546	1:22.646	0.100
25	23	BECKETT	53.887	101	TRIPP	28.836	25	139	MARLEY	1:22.911	1:22.911	0.000
26	919	BELLIS	53.893	234	FLUX	28.867	26	919	BELLIS	1:22.960	1:22.960	0.000
27	139	MARLEY	54.134	919	BELLIS	29.067	27	23	BECKETT	1:23.462	1:23.550	0.088
28	130	JONES	54.683	188	FRAMPTON	29.128	28	188	FRAMPTON	1:23.876	1:23.997	0.121
29	188	FRAMPTON	54.748	959	GRACE	29.209	29	101	TRIPP	1:23.932	1:23.932	0.000
30	959	GRACE	54.919	29	KILLWORTH	29.449	30	959	GRACE	1:24.128	1:24.128	0.000
31	101	TRIPP	55.096	23	BECKETT	29.575	31	130	JONES	1:24.320	1:24.320	0.000
32	29	KILLWORTH	55.313	130	JONES	29.637	32	29	KILLWORTH	1:24.762	1:24.837	0.075
33	138	JARMIN	55.313	138	JARMIN	29.806	33	138	JARMIN	1:25.119	1:25.127	0.008
34	193	BOTTO	56.040	193	BOTTO	29.917	34	193	BOTTO	1:25.957	1:26.570	0.613
35	689	TREVEIL	57.148	689	TREVEIL	30.634	35	689	TREVEIL	1:27.782	1:27.891	0.109
36	116	FAITH	1:00.715	94	HOUGHTON	31.821	36	94	HOUGHTON	1:32.716	1:32.971	0.255
37	94	HOUGHTON	1:00.895	116	FAITH	32.138	37	116	FAITH	1:32.853	1:33.454	0.601
38												
39												

Weather / Track : Cloudy / Dry

Donington Park National  
Circuit Length = 1.9790 miles  
Start: 16:44 Flag 16:53 End: 16:55

Results can be found at [www.tsl-timing.com](http://www.tsl-timing.com)

Printed - 16:55 Saturday, 04 September 2021

# BMCRC - MRO Championships 2021 - Rnd 5 @ Donington National

## BMCRC Thunderbike Sport & Rookie Minitwins

### RACE 16 - STATISTICS

**Competitors Started** 37  
**Planned Start** 2021-09-04 @ 16:50:00.000  
**Actual Start** 2021-09-04 @ 16:44:55.184  
**Finish Time** 2021-09-04 @ 16:53:40.002  
**Track Length** 1.9790mi.  
**Total Laps** 244  
**Total Distance Covered** 482.8924mi.

#### Session Fastest Lap History

NO	CL	NAME	LAP TIME	TIME OF DAY	LAP	VEHICLE
961		Jack SIM	1:14.507	16:47:28.755	2	Yamaha R6
961		Jack SIM	1:14.335	16:48:43.090	3	Yamaha R6
961		Jack SIM	1:13.747	16:52:25.804	6	Yamaha R6

#### Session Leader History

NO	CL	NAME	FROM LAP	LAPS LED	DISTANCE	VEHICLE
961		Jack SIM	1	7	13.81 miles	Yamaha R6

#### Flag History

TYPE	TIME OF DAY
GREEN	16:44:55.184
FINISH	16:53:40.002

#### Flag Statistics

TYPE	COUNT	TOTAL LAPS	TOTAL TIME
Green	1	7	10:20.033
Red	0	0	0.000
Safety Car	0	0	0.000
FCY	0	0	0.000

# BMCRC - MRO Championships 2021 - Rnd 5 @ Donington National

## BMCRC Thunderbike Sport & Rookie Minitwins

### RACE 16 - STATISTICS

**CLASS :**

13 Starters

#### Fastest Lap History

NO	NAME	LAP TIME	TIME OF DAY	LAP	VEHICLE
961	Jack SIM	1:14.507	16:47:28.755	2	Yamaha R6
961	Jack SIM	1:14.335	16:48:43.090	3	Yamaha R6
961	Jack SIM	1:13.747	16:52:25.804	6	Yamaha R6

#### Leader History

NO	NAME	FROM LAP	LAPS LED	DISTANCE	VEHICLE
961	Jack SIM	1	7	13.81 miles	Yamaha R6

# BMCRC - MRO Championships 2021 - Rnd 5 @ Donington National

## BMCRC Thunderbike Sport & Rookie Minitwins

### RACE 16 - STATISTICS

**CLASS : R**

6 Starters

#### Fastest Lap History

NO	NAME	LAP TIME	TIME OF DAY	LAP	VEHICLE
168	Aaron DALRYMPLE	1:19.670	16:47:39.405	2	Suzuki GSXR 600
168	Aaron DALRYMPLE	1:18.992	16:50:18.606	4	Suzuki GSXR 600
32	Jack WILLIAMS	1:18.774	16:51:40.494	5	Honda CBR600

#### Leader History

NO	NAME	FROM LAP	LAPS LED	DISTANCE	VEHICLE
168	Aaron DALRYMPLE	1	6	11.83 miles	Suzuki GSXR 600
32	Jack WILLIAMS	7	1	1.97 miles	Honda CBR600

# BMCRC - MRO Championships 2021 - Rnd 5 @ Donington National

## BMCRC Thunderbike Sport & Rookie Minitwins

### RACE 16 - STATISTICS

**CLASS : RMT**

18 Starters

#### Fastest Lap History

NO	NAME	LAP TIME	TIME OF DAY	LAP	VEHICLE
166	Nicholas BAKER	1:19.757	16:47:41.343	2	Suzuki SV650
166	Nicholas BAKER	1:19.612	16:49:00.956	3	Suzuki SV650

#### Leader History

NO	NAME	FROM LAP	LAPS LED	DISTANCE	VEHICLE
166	Nicholas BAKER	1	7	13.81 miles	Suzuki SV650

# BMCRC - MRO Championships 2021 - Rnd 5 @ Donington National



## BMCRC Thunderbike Sport & Rookie Minitwins

### RACE 6 - GRID (10 Laps)

ROW 14	42		41	119 Philip JOYCE	40	260 Greg PYMM	
ROW 13		39	624 Matthew FEDRICK	38	84 Ricardo BRANCO	37	116 Gareth FAITH 1:33.454
ROW 12		36	94 Rebecca HOUGHTON 1:32.971	35	689 David TREVEIL 1:27.891	34	193 Tony BOTTO 1:26.570
ROW 11		33	138 Craig JARMIN 1:25.127	32	29 Hayden KILLWORTH 1:24.837	31	130 Vince JONES 1:24.320
ROW 10		30	959 Justin GRACE 1:24.128	29	188 Tim FRAMPTON 1:23.997	28	101 Glen TRIPP 1:23.932
ROW 9		27	23 Claire BECKETT 1:23.550	26	37 Ricky WOODS 1:22.987	25	919 Andrew BELLIS 1:22.960
ROW 8		24	139 Rob MARLEY 1:22.911	23	234 Andy FLUX 1:22.646	22	80 Stephen LANE 1:22.359
ROW 7		21	49 Oli CHAYTOR 1:22.089	20	36 Shaun O'REILLY 1:22.009	19	72 Mark GILLAM 1:21.256
ROW 6		18	62 James KING 1:21.138	17	123 Adam FORSYTH 1:20.859	16	333 Mark STUBBERFIELD 1:20.618
ROW 5		15	63 Stephen PERFITT 1:20.424	14	192 Richard MOFFA 1:20.351	13	455 Tyler DONOVAN 1:20.016
ROW 4		12	166 Nicholas BAKER 1:19.612	11	351 Sam DIGBY-BAKER 1:19.109	10	168 Aaron DALRYMPLE 1:18.992
ROW 3		9	32 Jack WILLIAMS 1:18.774	8	48 Shaun WALLIS 1:17.998	7	22 Matthew MAY 1:17.579
ROW 2		6	81 Malvern MAY 1:17.512	5	828 David SPENCER 1:17.425	4	25 Harrison DAY 1:17.088
ROW 1		3	52 Elliot FRICKER 1:16.014	2	54 Adam JAMISON 1:15.771	1	961 Jack SIM 1:13.747 <b>Pole</b>

These results are provisional until the conclusion of any judicial and technical matters.

Donington Park National  
Circuit Length = 1.9790 miles

Clerk Of Course :	Stewards :	Timekeeper :
-------------------	------------	--------------

Results can be found at [www.tsl-timing.com](http://www.tsl-timing.com)

Printed - 16:57 Saturday, 04 September 2021



# BMCRC - MRO Championships 2021 - Rnd 5 @ Donington National



## BMCRC Thunderbike Sport & Rookie Minitwins

### RACE 6 - CLASSIFICATION

POS	NO	CL	PIC NAME	ENTRY	LAPS	TIME	GAP	DIFF	MPH	BEST	ON
1	961		1 Jack SIM	Yamaha R6 - Platform Lift Engineers Ltd	10	12:38.539			93.74	1:14.695	4
2	52		2 Elliot FRICKER	Honda CBR600 - Petwise.org, S&S, Ride in Bike Ty	10	12:42.942	4.403	4.403	93.20	1:14.922	2
3	54		3 Adam JAMISON	Yamaha R6 - Team AJR	10	12:49.708	11.169	6.766	92.38	1:15.120	4
4	25		4 Harrison DAY	Honda CBR 600 -	10	13:00.957	22.418	11.249	91.05	1:17.243	6
5	624		5 Matthew FEDRICK	Yamaha R6 - Matthew Fedrick farriers ltd/ Palmer R&	10	13:09.146	30.607	8.189	90.11	1:15.946	6
6	48		6 Shaun WALLIS	Yamaha R6 - MBC Despatch Racing	10	13:10.239	31.700	1.093	89.98	1:17.844	2
7	828		7 David SPENCER	Suzuki GSXR 600 -	10	13:10.627	32.088	0.388	89.94	1:18.080	4
8	84		8 Ricardo BRANCO	Yamaha R6 - IMP Racing	10	13:26.344	47.805	15.717	88.18	1:19.279	4
9	168	R	1 Aaron DALRYMPLE	Suzuki GSXR 600 -	10	13:26.492	47.953	0.148	88.17	1:19.419	5
10	351		9 Sam DIGBY-BAKER	Yamaha R6 -	10	13:30.039	51.500	3.547	87.78	1:19.296	8
11	36	RMT	1 Shaun O'REILLY	Suzuki SV650 - Muzzi Moto Racing	10	13:32.471	53.932	2.432	87.52	1:19.934	6
12	166	RMT	2 Nicholas BAKER	Suzuki SV650 - K66	10	13:32.918	54.379	0.447	87.47	1:19.539	10
13	63	RMT	3 Stephen PERFITT	Suzuki SV650 - PKP Services Ltd	10	13:33.643	55.104	0.725	87.39	1:19.989	6
14	123	RMT	4 Adam FORSYTH	Suzuki SV650 - Rock Oil	10	13:39.241	1:00.702	5.598	86.79	1:20.807	6
15	72	RMT	5 Mark GILLAM	Suzuki SV650 - No More Straps Ltd	10	13:47.877	1:09.338	8.636	85.89	1:21.266	10
16	62	RMT	6 James KING	Suzuki SV650 - King and Drury construction	10	13:48.549	1:10.010	0.672	85.82	1:21.461	8
17	333	R	2 Mark STUBBERFIELD	Yamaha R6 - Polished concrete London	10	13:48.839	1:10.300	0.290	85.79	1:20.569	10
18	49	R	3 Oli CHAYTOR	Yamaha R6 - PearTree Racing	10	13:49.081	1:10.542	0.242	85.76	1:20.693	10
19	455	RMT	7 Tyler DONOVAN	Suzuki SV650 -	10	13:51.041	1:12.502	1.960	85.56	1:21.107	2
20	80	R	4 Stephen LANE	Kawasaki ZX6R -	10	13:56.754	1:18.215	5.713	84.98	1:21.862	7
21	234	RMT	8 Andy FLUX	Suzuki SV650 - Mach 1 Automotive LTD / Goodwin F	10	13:58.954	1:20.415	2.200	84.76	1:22.451	6
22	23		10 Claire BECKETT	Suzuki SV650 - P Sheils & Sons	9	12:50.044	1 Lap	1 Lap	83.09	1:23.255	7
23	919	RMT	9 Andrew BELLIS	Suzuki SV650 - Cunico Ltd	9	12:51.167	1 Lap	1.123	82.97	1:23.868	7
24	188	RMT	10 Tim FRAMPTON	Suzuki SV650 - K66	9	12:52.547	1 Lap	1.380	82.82	1:23.172	7
25	139	R	5 Rob MARLEY	Honda CBR600F3 - PearTree Racing	9	12:53.011	1 Lap	0.464	82.77	1:23.058	4
26	260	R	6 Greg PYMM	Kawasaki ER6 -	9	12:54.659	1 Lap	1.648	82.59	1:23.495	6
27	959	RMT	11 Justin GRACE	Suzuki SV650 -	9	12:55.224	1 Lap	0.565	82.53	1:23.920	9
28	29	RMT	12 Hayden KILLWORTH	Suzuki SV650 - BK Racing	9	12:55.827	1 Lap	0.603	82.47	1:24.099	9
29	130	RMT	13 Vince JONES	Suzuki SV650 -	9	13:02.833	1 Lap	7.006	81.73	1:24.013	6
30	101		11 Glen TRIPP	Honda CBR 600FW - yaki too racing	9	13:04.484	1 Lap	1.651	81.56	1:24.711	7
31	193	RMT	14 Tony BOTTO	Suzuki SV650 - TB Motorcycles	9	13:06.670	1 Lap	2.186	81.33	1:25.139	9
32	138	RMT	15 Craig JARMIN	Suzuki SV650 - BK Racing	9	13:15.262	1 Lap	8.592	80.45	1:26.178	6
33	689		12 David TREVEIL	Yamaha YZF-R6 -	9	13:18.019	1 Lap	2.757	80.18	1:25.768	9
34	119	RMT	16 Philip JOYCE	Suzuki SV650 -	9	13:43.719	1 Lap	25.700	77.67	1:28.852	6
35	116	RMT	17 Gareth FAITH	Suzuki SV650 - Sitramoto	9	14:00.105	1 Lap	16.386	76.16	1:30.061	2
36	94	RMT	18 Rebecca HOUGHTON	Suzuki SV650 -	8	12:53.126	2 Laps	1 Lap	73.54	1:34.407	8

#### NOT CLASSIFIED

DNF	192	RMT	Richard MOFFA	Suzuki SV650 -	7	9:33.666	3 Laps	1 Lap	86.69	1:19.553	6
DNF	32	R	Jack WILLIAMS	Honda CBR600 -	3	5:33.755	7 Laps	4 Laps	63.63	1:21.474	3
DNF	37		Ricky WOODS	Suzuki GSXR 600 - KTS Vehicle Repairs	2	3:02.776	8 Laps	1 Lap	77.21		

#### FASTEST LAP

961	Jack SIM	Yamaha R6 - Platform Lift Engineers Ltd	4	1:14.695	95.38 mph	153.50 kph
168	R Aaron DALRYMPLE	Suzuki GSXR 600 -	5	1:19.419	89.70 mph	144.37 kph
166	RMT Nicholas BAKER	Suzuki SV650 - K66	10	1:19.539	89.57 mph	144.15 kph

Class - 92.5% of Race Speed = 86.70 mph  
 Class R - 92.5% of Race Speed = 81.55 mph  
 Class RMT - 92.5% of Race Speed = 80.95 mph

Donington Park National: 1.9790 miles  
 Race Distance: 10 Laps / 19.79 miles  
 Start: 10:56 Flag 11:09 End: 11:11

Weather / Track : Sunny / Dry

These results are provisional until the conclusion of any judicial and technical matters.

Clerk Of Course :	Stewards :	Timekeeper :

Results can be found at [www.tsl-timing.com](http://www.tsl-timing.com)

Printed - 11:11 Sunday, 05 September 2021





# BMCR - MRO Championships 2021 - Rnd 5 @ Donington National

## BMCR Thunderbike Sport & Rookie Minitwins

### RACE 6 - LAP CHART

#### LAP 1 @ 10:58:14.265

NO	BEHIND	LAP TIME
961		1:19.091
52	0.414	1:19.505
54	0.857	1:19.948
25	1.750	1:20.841
828	3.407	1:22.498
48	3.483	1:22.574
168	4.615	1:23.706
32	5.606	1:24.697
63	6.131	1:25.222
351	6.981	1:26.072
123	7.367	1:26.458
166	7.989	1:27.080
84	8.132	1:27.223
455	8.472	1:27.563
36	8.959	1:28.050
62	9.056	1:28.147
624	9.337	1:28.428
49	9.799	1:28.890
333	9.975	1:29.066
192	10.551	1:29.642
37	11.109	1:30.200
72	11.357	1:30.448
80	11.530	1:30.621
234	12.195	1:31.286
919	13.574	1:32.665
139	14.984	1:34.075
23	15.371	1:34.462
959	15.522	1:34.613
29	16.143	1:35.234
193	16.905	1:35.996
188	17.438	1:36.529
138	17.749	1:36.840
101	17.752	1:36.843
260	17.913	1:37.004
130	18.733	1:37.824
116	19.905	1:38.996
689	21.353	1:40.444
119	22.946	1:42.037
94	23.689	1:42.780

#### LAP 2 @ 10:59:29.111

NO	BEHIND	LAP TIME
961		1:14.846
52	0.490	1:14.922
54	1.423	1:15.412
25	4.352	1:17.448
48	6.481	1:17.844
828	7.046	1:18.485
168	9.693	1:19.924
63	12.165	1:20.880
84	13.029	1:19.743
624	13.484	1:18.993
351	13.544	1:21.409
123	14.031	1:21.510
166	14.216	1:21.073
455	14.733	1:21.107
36	14.812	1:20.699
62	16.028	1:21.818
49	16.140	1:21.187
333	17.028	1:21.899
192	17.629	1:21.924
72	18.148	1:21.637

80	19.974	1:23.290
234	20.963	1:23.614
919	23.499	1:24.771
23	26.497	1:25.972
139	27.076	1:26.938
959	27.365	1:26.689
29	27.959	1:26.662
37	28.839	1:32.576 P
188	29.373	1:26.781
138	30.769	1:27.866
193	30.867	1:28.808
260	31.024	1:27.957
101	31.265	1:28.359
130	31.991	1:28.104
116	35.120	1:30.061
689	36.189	1:29.682
119	37.039	1:28.939
94	45.289	1:36.446

#### LAP 3 @ 11:00:44.173

NO	BEHIND	LAP TIME
961		1:15.062
52	0.491	1:15.063
54	1.760	1:15.399
25	6.853	1:17.563
48	10.866	1:19.447
828	11.386	1:19.402
168	15.150	1:20.519
624	18.577	1:20.155
84	18.742	1:20.775
351	20.098	1:21.616
63	20.341	1:23.238
166	20.466	1:21.312
123	20.713	1:21.744
455	20.983	1:21.312
36	21.130	1:21.380
49	22.960	1:21.882
32	1 Lap	2:47.584
62	23.999	1:23.033
192	24.116	1:21.549
333	24.746	1:22.780
72	25.249	1:22.163
80	27.673	1:22.761
234	28.761	1:22.860
919	33.679	1:25.242
23	37.388	1:25.953
139	37.691	1:25.677
959	38.144	1:25.841
188	39.012	1:24.701
29	39.304	1:26.407
260	40.826	1:24.864
193	43.037	1:27.232
138	43.154	1:27.447
130	43.270	1:26.341
101	43.681	1:27.478
689	50.429	1:29.302
116	51.521	1:31.463
119	52.467	1:30.490
94	1:06.697	1:36.470

#### LAP 4 @ 11:01:58.868

NO	BEHIND	LAP TIME
961		1:14.695
52	0.740	1:14.944

54	2.185	1:15.120
25	9.628	1:17.470
48	14.234	1:18.063
828	14.771	1:18.080
624	20.986	1:17.104
168	21.176	1:20.721
84	23.326	1:19.279
351	25.319	1:19.916
63	25.940	1:20.294
166	26.094	1:20.323
36	26.690	1:20.255
123	26.838	1:20.820
192	29.266	1:19.845
49	29.990	1:21.725
32	1 Lap	1:21.474
333	31.182	1:21.131
62	31.936	1:22.632
72	32.208	1:21.654
455	34.063	1:27.775
80	35.076	1:22.098
234	36.955	1:22.889
919	43.203	1:24.219
139	46.054	1:23.058
23	47.261	1:24.568
959	47.801	1:24.352
188	48.787	1:24.470
29	49.527	1:24.918
260	49.827	1:23.696
130	54.055	1:25.480
193	54.450	1:26.108
101	55.268	1:26.282
138	55.548	1:27.089
689	1:01.686	1:25.952
116	1:08.535	1:31.709
119	1:08.771	1:30.999

#### LAP 5 @ 11:03:14.405

NO	BEHIND	LAP TIME
961		1:15.537
52	0.539	1:15.336
54	2.601	1:15.953
25	12.092	1:18.001
94	1 Lap	1:36.211
48	16.829	1:18.132
828	17.324	1:18.090
624	22.420	1:16.971
168	25.058	1:19.419
84	28.347	1:20.558
351	29.863	1:20.081
63	30.890	1:20.487
166	31.091	1:20.534
36	31.435	1:20.282
123	32.163	1:20.862
192	33.872	1:20.143
49	35.630	1:21.177
333	37.916	1:22.271
62	38.840	1:22.441
72	38.985	1:22.314
455	41.094	1:22.568
80	42.579	1:23.040
234	44.566	1:23.148
919	53.300	1:25.634
139	54.544	1:24.027
23	55.544	1:23.820
959	56.913	1:24.649

188	57.244	1:23.994
29	58.382	1:24.392
260	58.670	1:24.380
130	1:03.376	1:24.858
193	1:05.259	1:26.346
101	1:05.340	1:25.609
138	1:06.617	1:26.606
689	1:13.355	1:27.206

#### LAP 6 @ 11:04:30.320

NO	BEHIND	LAP TIME
961		1:15.915
52	0.511	1:15.887
54	3.220	1:16.534
119	1 Lap	1:30.051
25	13.420	1:17.243
116	1 Lap	1:36.652
48	19.618	1:18.704
828	20.275	1:18.866
624	22.451	1:15.946
168	30.035	1:20.892
84	32.247	1:19.815
94	1 Lap	1:36.026
351	33.932	1:19.984
63	34.964	1:19.989
166	35.218	1:20.042
36	35.454	1:19.934
123	37.055	1:20.807
192	37.510	1:19.553
72	45.733	1:22.663
333	45.818	1:23.817
62	46.242	1:23.317
49	47.306	1:27.591
455	47.478	1:22.299
80	48.667	1:22.003
234	51.102	1:22.451
919	1:01.734	1:24.349
139	1:02.461	1:23.832
23	1:03.196	1:23.567
188	1:05.635	1:24.306
260	1:06.250	1:23.495
959	1:07.075	1:26.077
29	1:07.176	1:24.709
130	1:11.474	1:24.013
101	1:14.297	1:24.872

#### LAP 7 @ 11:05:45.279

NO	BEHIND	LAP TIME
961		1:14.959
193	1 Lap	1:25.831
52	1.656	1:16.104
138	1 Lap	1:26.178
54	5.320	1:17.059
689	1 Lap	1:25.779
25	16.012	1:17.551
119	1 Lap	1:28.852
48	23.508	1:18.849
828	23.779	1:18.463
624	24.260	1:16.768
116	1 Lap	1:33.216
168	35.009	1:19.933
84	36.760	1:19.472
351	39.074	1:20.101
63	40.502	1:20.497

166	41.081	1:20.822
36	41.605	1:21.110
192	43.561	1:21.010
123	43.644	1:21.548
72	52.902	1:22.128
62	53.375	1:22.092
94	1 Lap	1:35.736
333	54.071	1:23.212
49	54.491	1:22.144
455	54.825	1:22.306
80	55.570	1:21.862
234	58.861	1:22.718
919	1:10.643	1:23.868
23	1:11.492	1:23.255
139	1:11.802	1:24.300
188	1:13.848	1:23.172
260	1:14.881	1:23.590

#### LAP 8 @ 11:07:00.596

NO	BEHIND	LAP TIME
961		1:15.317
959	1 Lap	1:24.222
29	1 Lap	1:24.856
52	2.433	1:16.094
130	1 Lap	1:24.442
54	7.025	1:17.022
101	1 Lap	1:24.711
193	1 Lap	1:25.748
138	1 Lap	1:26.873
25	18.330	1:17.635
689	1 Lap	1:26.201
48	26.745	1:18.554
624	27.098	1:18.155
828	27.233	1:18.771
119	1 Lap	1:29.892
168	40.267	1:20.575
84	40.846	1:19.403
351	43.053	1:19.296
36	46.248	1:19.960
166	46.675	1:20.911
63	46.835	1:21.650
116	1 Lap	1:32.306
123	50.343	1:22.016
72	59.295	1:21.710
62	59.519	1:21.461
49	1:01.094	1:21.920
333	1:01.311	1:22.557
455	1:02.012	1:22.504
80	1:04.434	1:24.181
234	1:07.069	1:23.525
94	1 Lap	1:35.050

#### LAP 9 @ 11:08:18.200

NO	BEHIND	LAP TIME
961		1:17.604
52	2.960	1:18.131
23	1 Lap	1:24.641
919	1 Lap	1:25.614
139	1 Lap	1:24.861
188	1 Lap	1:24.024
260	1 Lap	1:23.897
54	7.234	1:17.813
959	1 Lap	1:24.861
29	1 Lap	1:24.550

Donington Park National  
Circuit Length = 1.9790 miles  
Start: 10:56 Flag 11:09 End: 11:11

Weather / Track : Sunny / Dry

# BMCRC - MRO Championships 2021 - Rnd 5 @ Donington National

## BMCRC Thunderbike Sport & Rookie Minitwins

### RACE 6 - LAP CHART

130	1 Lap	1:26.623
101	1 Lap	1:25.458
193	1 Lap	1:25.462
25	19.970	1:19.244
138	1 Lap	1:27.800
48	27.782	1:18.641
624	27.839	1:18.345
828	28.584	1:18.955
689	1 Lap	1:27.685
168	42.937	1:20.274
84	43.477	1:20.235
351	46.796	1:21.347
36	49.294	1:20.650
166	50.353	1:21.282
63	50.393	1:21.162
119	1 Lap	1:33.113
123	54.492	1:21.753
72	1:03.585	1:21.894
62	1:03.928	1:22.013
116	1 Lap	1:33.433
333	1:05.244	1:21.537
49	1:05.362	1:21.872
455	1:06.175	1:21.767
80	1:09.448	1:22.618
234	1:12.594	1:23.129

<b>LAP 10</b>	<b>@ 11:09:33.713</b>
---------------	-----------------------

NO	BEHIND	LAP TIME
----	--------	----------

961		1:15.513
52	4.403	1:16.956
54	11.169	1:19.448
23	1 Lap	1:23.806
919	1 Lap	1:24.805
188	1 Lap	1:24.570
139	1 Lap	1:26.243
94	2 Laps	1:34.407
260	1 Lap	1:25.776
959	1 Lap	1:23.920
29	1 Lap	1:24.099
25	22.418	1:17.961
130	1 Lap	1:25.148
101	1 Lap	1:24.872
193	1 Lap	1:25.139
624	30.607	1:18.281
48	31.700	1:19.431
828	32.088	1:19.017
138	1 Lap	1:28.563
689	1 Lap	1:25.768
84	47.805	1:19.841
168	47.953	1:20.529
351	51.500	1:20.217
36	53.932	1:20.151
166	54.379	1:19.539
63	55.104	1:20.224
123	1:00.702	1:21.723
119	1 Lap	1:29.346
72	1:09.338	1:21.266
62	1:10.010	1:21.595
333	1:10.300	1:20.569
49	1:10.542	1:20.693
455	1:12.502	1:21.840
80	1:18.215	1:24.280
234	1:20.415	1:23.334
116	1 Lap	1:32.269

Weather / Track : Sunny / Dry

# BMCRC - MRO Championships 2021 - Rnd 5 @ Donington National

## BMCRC Thunderbike Sport & Rookie Minitwins

### RACE 6 - SECTOR ANALYSIS



SECTOR 1 = FL to I1, SECTOR 2 = I1 to FL, DIFF = Difference To Personal Best Lap, P = Crossed Finish Line in Pit Lane, D = Time Disallowed

P1 961		Jack SIM		Yamaha R6 - Platform Lift Engineers Ltd			
IDEAL LAP TIME : 1:14.695		BEST LAP TIME : 1:14.695		DIFFERENCE : 0.000			
LAP	SECTOR 1	SECTOR 2	LAP TIME	MPH	DIFF	TIME OF DAY	
1 -		26.507	1:19.091	90.08	4.396	10:58:14.265	
2 -	48.714	26.132	1:14.846 (2)	95.19	0.151	10:59:29.111	
3 -	48.826	26.236	1:15.062	94.91	0.367	11:00:44.173	
4 -	<b>48.669</b>	<b>26.026</b>	<b>1:14.695 (1)</b>	<b>95.38</b>		<b>11:01:58.868</b>	
5 -	49.339	26.198	1:15.537	94.31	0.842	11:03:14.405	
6 -	49.557	26.358	1:15.915	93.85	1.220	11:04:30.320	
7 -	48.834	26.125	1:14.959 (3)	95.04	0.264	11:05:45.279	
8 -	49.114	26.203	1:15.317	94.59	0.622	11:07:00.596	
9 -	51.103	26.501	1:17.604	91.80	2.909	11:08:18.200	
10 -	49.287	26.226	1:15.513	94.34	0.818	11:09:33.713	

P2 52		Elliot FRICKER		Honda CBR600 - Petwise.org, S&S, Ride in Bike Tyres			
IDEAL LAP TIME : 1:14.922		BEST LAP TIME : 1:14.922		DIFFERENCE : 0.000			
LAP	SECTOR 1	SECTOR 2	LAP TIME	MPH	DIFF	TIME OF DAY	
1 -		26.724	1:19.505	89.61	4.583	10:58:14.679	
2 -	<b>48.711</b>	<b>26.211</b>	<b>1:14.922 (1)</b>	<b>95.09</b>		<b>10:59:29.601</b>	
3 -	48.722	26.341	1:15.063 (3)	94.91	0.141	11:00:44.664	
4 -	48.720	26.224	1:14.944 (2)	95.06	0.022	11:01:59.608	
5 -	49.012	26.324	1:15.336	94.57	0.414	11:03:14.944	
6 -	49.588	26.299	1:15.887	93.88	0.965	11:04:30.831	
7 -	49.467	26.637	1:16.104	93.61	1.182	11:05:46.935	
8 -	49.769	26.325	1:16.094	93.62	1.172	11:07:03.029	
9 -	50.396	27.735	1:18.131	91.18	3.209	11:08:21.160	
10 -	50.493	26.463	1:16.956	92.58	2.034	11:09:38.116	

P3 54		Adam JAMISON		Yamaha R6 - Team AJR			
IDEAL LAP TIME : 1:15.116		BEST LAP TIME : 1:15.120		DIFFERENCE : 0.004			
LAP	SECTOR 1	SECTOR 2	LAP TIME	MPH	DIFF	TIME OF DAY	
1 -		26.626	1:19.948	89.11	4.828	10:58:15.122	
2 -	<b>48.881</b>	26.531	1:15.412 (3)	94.47	0.292	10:59:30.534	
3 -	49.136	26.263	1:15.399 (2)	94.49	0.279	11:00:45.933	
4 -	48.885	<b>26.235</b>	<b>1:15.120 (1)</b>	<b>94.84</b>		<b>11:02:01.053</b>	
5 -	49.703	26.250	1:15.953	93.80	0.833	11:03:17.006	
6 -	49.935	26.599	1:16.534	93.09	1.414	11:04:33.540	
7 -	49.845	27.214	1:17.059	92.45	1.939	11:05:50.599	
8 -	50.040	26.982	1:17.022	92.50	1.902	11:07:07.621	
9 -	50.383	27.430	1:17.813	91.56	2.693	11:08:25.434	
10 -	51.971	27.477	1:19.448	89.67	4.328	11:09:44.882	

P4 25		Harrison DAY		Honda CBR 600 -			
IDEAL LAP TIME : 1:17.104		BEST LAP TIME : 1:17.243		DIFFERENCE : 0.139			
LAP	SECTOR 1	SECTOR 2	LAP TIME	MPH	DIFF	TIME OF DAY	
1 -		26.835	1:20.841	88.13	3.598	10:58:16.015	
2 -	50.603	26.845	1:17.448 (2)	91.99	0.205	10:59:33.463	
3 -	<b>50.460</b>	27.103	1:17.563	91.85	0.320	11:00:51.026	
4 -	50.647	26.823	1:17.470 (3)	91.96	0.227	11:02:08.496	
5 -	50.813	27.188	1:18.001	91.34	0.758	11:03:26.497	
6 -	50.599	<b>26.644</b>	<b>1:17.243 (1)</b>	<b>92.23</b>		<b>11:04:43.740</b>	
7 -	50.892	26.659	1:17.551	91.87	0.308	11:06:01.291	
8 -	50.672	26.963	1:17.635	91.77	0.392	11:07:18.926	
9 -	52.228	27.016	1:19.244	89.90	2.001	11:08:38.170	
10 -	51.117	26.844	1:17.961	91.38	0.718	11:09:56.131	

Weather / Track : Sunny / Dry

Donington Park National  
Circuit Length = 1.9790 miles  
Start: 10:56 Flag 11:09 End: 11:11

# BMCRC - MRO Championships 2021 - Rnd 5 @ Donington National

## BMCRC Thunderbike Sport & Rookie Minitwins

### RACE 6 - SECTOR ANALYSIS



SECTOR 1 = FL to I1, SECTOR 2 = I1 to FL, DIFF = Difference To Personal Best Lap, P = Crossed Finish Line in Pit Lane, D = Time Disallowed

P5 624		Matthew FEDRICK		Yamaha R6 - Matthew Fedrick farriers ltd/ Palmer Race Skool			
IDEAL LAP TIME : 1:15.946		BEST LAP TIME : 1:15.946		DIFFERENCE : 0.000			
LAP	SECTOR 1	SECTOR 2	LAP TIME	MPH	DIFF	TIME OF DAY	
1 -		27.962	1:28.428	80.56	12.482	10:58:23.602	
2 -	51.211	27.782	1:18.993	90.19	3.047	10:59:42.595	
3 -	52.629	27.526	1:20.155	88.88	4.209	11:01:02.750	
4 -	49.713	27.391	1:17.104	92.40	1.158	11:02:19.854	
5 -	50.159	26.812	1:16.971 (3)	92.56	1.025	11:03:36.825	
6 -	<b>49.436</b>	<b>26.510</b>	<b>1:15.946 (1)</b>	<b>93.81</b>		<b>11:04:52.771</b>	
7 -	49.684	27.084	1:16.768 (2)	92.80	0.822	11:06:09.539	
8 -	51.263	26.892	1:18.155	91.16	2.209	11:07:27.694	
9 -	51.034	27.311	1:18.345	90.93	2.399	11:08:46.039	
10 -	51.403	26.878	1:18.281	91.01	2.335	11:10:04.320	

P6 48		Shaun WALLIS		Yamaha R6 - MBC Despatch Racing			
IDEAL LAP TIME : 1:17.714		BEST LAP TIME : 1:17.844		DIFFERENCE : 0.130			
LAP	SECTOR 1	SECTOR 2	LAP TIME	MPH	DIFF	TIME OF DAY	
1 -		27.537	1:22.574	86.28	4.730	10:58:17.748	
2 -	<b>50.739</b>	27.105	<b>1:17.844 (1)</b>	<b>91.52</b>		<b>10:59:35.592</b>	
3 -	52.202	27.245	1:19.447	89.67	1.603	11:00:55.039	
4 -	51.088	<b>26.975</b>	1:18.063 (2)	91.26	0.219	11:02:13.102	
5 -	50.985	27.147	1:18.132 (3)	91.18	0.288	11:03:31.234	
6 -	51.709	26.995	1:18.704	90.52	0.860	11:04:49.938	
7 -	51.647	27.202	1:18.849	90.35	1.005	11:06:08.787	
8 -	51.343	27.211	1:18.554	90.69	0.710	11:07:27.341	
9 -	51.171	27.470	1:18.641	90.59	0.797	11:08:45.982	
10 -	52.158	27.273	1:19.431	89.69	1.587	11:10:05.413	

P7 828		David SPENCER		Suzuki GSXR 600 -			
IDEAL LAP TIME : 1:17.927		BEST LAP TIME : 1:18.080		DIFFERENCE : 0.153			
LAP	SECTOR 1	SECTOR 2	LAP TIME	MPH	DIFF	TIME OF DAY	
1 -		27.618	1:22.498	86.36	4.418	10:58:17.672	
2 -	51.166	27.319	1:18.485	90.77	0.405	10:59:36.157	
3 -	52.000	27.402	1:19.402	89.72	1.322	11:00:55.559	
4 -	51.099	<b>26.981</b>	<b>1:18.080 (1)</b>	<b>91.24</b>		<b>11:02:13.639</b>	
5 -	<b>50.946</b>	27.144	1:18.090 (2)	91.23	0.010	11:03:31.729	
6 -	51.659	27.207	1:18.866	90.33	0.786	11:04:50.595	
7 -	51.370	27.093	1:18.463 (3)	90.80	0.383	11:06:09.058	
8 -	51.523	27.248	1:18.771	90.44	0.691	11:07:27.829	
9 -	51.558	27.397	1:18.955	90.23	0.875	11:08:46.784	
10 -	51.729	27.288	1:19.017	90.16	0.937	11:10:05.801	

P8 84		Ricardo BRANCO		Yamaha R6 - IMP Racing			
IDEAL LAP TIME : 1:19.132		BEST LAP TIME : 1:19.279		DIFFERENCE : 0.147			
LAP	SECTOR 1	SECTOR 2	LAP TIME	MPH	DIFF	TIME OF DAY	
1 -		28.139	1:27.223	81.68	7.944	10:58:22.397	
2 -	52.055	27.688	1:19.743	89.34	0.464	10:59:42.140	
3 -	52.942	27.833	1:20.775	88.20	1.496	11:01:02.915	
4 -	<b>51.448</b>	27.831	<b>1:19.279 (1)</b>	<b>89.86</b>		<b>11:02:22.194</b>	
5 -	52.620	27.938	1:20.558	88.44	1.279	11:03:42.752	
6 -	51.821	27.994	1:19.815	89.26	0.536	11:05:02.567	
7 -	51.701	27.771	1:19.472 (3)	89.64	0.193	11:06:22.039	
8 -	51.719	<b>27.684</b>	1:19.403 (2)	89.72	0.124	11:07:41.442	
9 -	52.283	27.952	1:20.235	88.79	0.956	11:09:01.677	
10 -	51.819	28.022	1:19.841	89.23	0.562	11:10:21.518	

Weather / Track : Sunny / Dry

Donington Park National  
Circuit Length = 1.9790 miles  
Start: 10:56 Flag 11:09 End: 11:11

# BMCRC - MRO Championships 2021 - Rnd 5 @ Donington National

## BMCRC Thunderbike Sport & Rookie Minitwins

### RACE 6 - SECTOR ANALYSIS



SECTOR 1 = FL to I1, SECTOR 2 = I1 to FL, DIFF = Difference To Personal Best Lap, P = Crossed Finish Line in Pit Lane, D = Time Disallowed

<b>P9 168 R</b>		<b>Aaron DALRYMPLE</b>		Suzuki GSXR 600 -		
IDEAL LAP TIME : 1:19.231		BEST LAP TIME : 1:19.419		DIFFERENCE : 0.188		
LAP	SECTOR 1	SECTOR 2	LAP TIME	MPH	DIFF	TIME OF DAY
1 -		<b>27.452</b>	1:23.706	85.11	4.287	10:58:18.880
2 -	52.176	27.748	1:19.924 (2)	89.14	0.505	10:59:38.804
3 -	52.641	27.878	1:20.519	88.48	1.100	11:00:59.323
4 -	52.569	28.152	1:20.721	88.26	1.302	11:02:20.044
5 -	<b>51.779</b>	27.640	<b>1:19.419 (1)</b>	<b>89.70</b>		<b>11:03:39.463</b>
6 -	52.551	28.341	1:20.892	88.07	1.473	11:05:00.355
7 -	52.118	27.815	1:19.933 (3)	89.13	0.514	11:06:20.288
8 -	52.718	27.857	1:20.575	88.42	1.156	11:07:40.863
9 -	52.191	28.083	1:20.274	88.75	0.855	11:09:01.137
10 -	52.618	27.911	1:20.529	88.47	1.110	11:10:21.666

<b>P10 351</b>		<b>Sam DIGBY-BAKER</b>		Yamaha R6 -		
IDEAL LAP TIME : 1:19.296		BEST LAP TIME : 1:19.296		DIFFERENCE : 0.000		
LAP	SECTOR 1	SECTOR 2	LAP TIME	MPH	DIFF	TIME OF DAY
1 -		28.202	1:26.072	82.77	6.776	10:58:21.246
2 -	53.020	28.389	1:21.409	87.51	2.113	10:59:42.655
3 -	53.532	28.084	1:21.616	87.29	2.320	11:01:04.271
4 -	52.007	27.909	1:19.916 (2)	89.15	0.620	11:02:24.187
5 -	52.133	27.948	1:20.081	88.96	0.785	11:03:44.268
6 -	52.026	27.958	1:19.984 (3)	89.07	0.688	11:05:04.252
7 -	52.202	27.899	1:20.101	88.94	0.805	11:06:24.353
8 -	<b>51.606</b>	<b>27.690</b>	<b>1:19.296 (1)</b>	<b>89.84</b>		<b>11:07:43.649</b>
9 -	52.562	28.785	1:21.347	87.58	2.051	11:09:04.996
10 -	52.074	28.143	1:20.217	88.81	0.921	11:10:25.213

<b>P11 36 RMT</b>		<b>Shaun O'REILLY</b>		Suzuki SV650 - Muzzi Moto Racing		
IDEAL LAP TIME : 1:19.444		BEST LAP TIME : 1:19.934		DIFFERENCE : 0.490		
LAP	SECTOR 1	SECTOR 2	LAP TIME	MPH	DIFF	TIME OF DAY
1 -		28.636	1:28.050	80.91	8.116	10:58:23.224
2 -	52.610	28.089	1:20.699	88.28	0.765	10:59:43.923
3 -	53.265	28.115	1:21.380	87.54	1.446	11:01:05.303
4 -	51.927	28.328	1:20.255	88.77	0.321	11:02:25.558
5 -	52.472	<b>27.810</b>	1:20.282	88.74	0.348	11:03:45.840
6 -	52.032	27.902	<b>1:19.934 (1)</b>	<b>89.13</b>		<b>11:05:05.774</b>
7 -	52.913	28.197	1:21.110	87.83	1.176	11:06:26.884
8 -	<b>51.634</b>	28.326	1:19.960 (2)	89.10	0.026	11:07:46.844
9 -	52.680	27.970	1:20.650	88.34	0.716	11:09:07.494
10 -	51.892	28.259	1:20.151 (3)	88.89	0.217	11:10:27.645

<b>P12 166 RMT</b>		<b>Nicholas BAKER</b>		Suzuki SV650 - K66		
IDEAL LAP TIME : 1:19.539		BEST LAP TIME : 1:19.539		DIFFERENCE : 0.000		
LAP	SECTOR 1	SECTOR 2	LAP TIME	MPH	DIFF	TIME OF DAY
1 -		28.996	1:27.080	81.81	7.541	10:58:22.254
2 -	52.749	28.324	1:21.073	87.87	1.534	10:59:43.327
3 -	52.595	28.717	1:21.312	87.62	1.773	11:01:04.639
4 -	51.886	28.437	1:20.323 (3)	88.69	0.784	11:02:24.962
5 -	52.392	28.142	1:20.534	88.46	0.995	11:03:45.496
6 -	51.726	28.316	1:20.042 (2)	89.01	0.503	11:05:05.538
7 -	52.000	28.822	1:20.822	88.15	1.283	11:06:26.360
8 -	52.371	28.540	1:20.911	88.05	1.372	11:07:47.271
9 -	52.380	28.902	1:21.282	87.65	1.743	11:09:08.553
10 -	<b>51.429</b>	<b>28.110</b>	<b>1:19.539 (1)</b>	<b>89.57</b>		<b>11:10:28.092</b>

Weather / Track : Sunny / Dry

Donington Park National  
Circuit Length = 1.9790 miles  
Start: 10:56 Flag 11:09 End: 11:11

# BMCRC - MRO Championships 2021 - Rnd 5 @ Donington National

## BMCRC Thunderbike Sport & Rookie Minitwins

### RACE 6 - SECTOR ANALYSIS



SECTOR 1 = FL to I1, SECTOR 2 = I1 to FL, DIFF = Difference To Personal Best Lap, P = Crossed Finish Line in Pit Lane, D = Time Disallowed

<b>P13 63 RMT Stephen PERFITT</b>		Suzuki SV650 - PKP Services Ltd				
IDEAL LAP TIME : 1:19.857		BEST LAP TIME : 1:19.989		DIFFERENCE : 0.132		
LAP	SECTOR 1	SECTOR 2	LAP TIME	MPH	DIFF	TIME OF DAY
1 -		28.188	1:25.222	83.60	5.233	10:58:20.396
2 -	52.782	28.098	1:20.880	88.08	0.891	10:59:41.276
3 -	54.384	28.854	1:23.238	85.59	3.249	11:01:04.514
4 -	52.247	28.047	1:20.294 (3)	88.73	0.305	11:02:24.808
5 -	52.291	28.196	1:20.487	88.51	0.498	11:03:45.295
6 -	<b>51.990</b>	27.999	<b>1:19.989 (1)</b>	<b>89.07</b>		<b>11:05:05.284</b>
7 -	52.630	<b>27.867</b>	1:20.497	88.50	0.508	11:06:25.781
8 -	52.581	29.069	1:21.650	87.25	1.661	11:07:47.431
9 -	52.398	28.764	1:21.162	87.78	1.173	11:09:08.593
10 -	52.071	28.153	1:20.224 (2)	88.80	0.235	11:10:28.817

<b>P14 123 RMT Adam FORSYTH</b>		Suzuki SV650 - Rock Oil				
IDEAL LAP TIME : 1:20.717		BEST LAP TIME : 1:20.807		DIFFERENCE : 0.090		
LAP	SECTOR 1	SECTOR 2	LAP TIME	MPH	DIFF	TIME OF DAY
1 -		28.048	1:26.458	82.40	5.651	10:58:21.632
2 -	53.057	28.453	1:21.510	87.40	0.703	10:59:43.142
3 -	53.458	28.286	1:21.744	87.15	0.937	11:01:04.886
4 -	<b>52.770</b>	28.050	1:20.820 (2)	88.15	0.013	11:02:25.706
5 -	52.803	28.059	1:20.862 (3)	88.10	0.055	11:03:46.568
6 -	52.860	<b>27.947</b>	<b>1:20.807 (1)</b>	<b>88.16</b>		<b>11:05:07.375</b>
7 -	53.072	28.476	1:21.548	87.36	0.741	11:06:28.923
8 -	53.911	28.105	1:22.016	86.86	1.209	11:07:50.939
9 -	53.484	28.269	1:21.753	87.14	0.946	11:09:12.692
10 -	53.478	28.245	1:21.723	87.18	0.916	11:10:34.415

<b>P15 72 RMT Mark GILLAM</b>		Suzuki SV650 - No More Straps Ltd				
IDEAL LAP TIME : 1:21.055		BEST LAP TIME : 1:21.266		DIFFERENCE : 0.211		
LAP	SECTOR 1	SECTOR 2	LAP TIME	MPH	DIFF	TIME OF DAY
1 -		29.379	1:30.448	78.77	9.182	10:58:25.622
2 -	53.286	28.351	1:21.637 (2)	87.27	0.371	10:59:47.259
3 -	53.502	28.661	1:22.163	86.71	0.897	11:01:09.422
4 -	<b>52.788</b>	28.866	1:21.654 (3)	87.25	0.388	11:02:31.076
5 -	53.640	28.674	1:22.314	86.55	1.048	11:03:53.390
6 -	53.433	29.230	1:22.663	86.18	1.397	11:05:16.053
7 -	53.051	29.077	1:22.128	86.75	0.862	11:06:38.181
8 -	52.958	28.752	1:21.710	87.19	0.444	11:07:59.891
9 -	53.171	28.723	1:21.894	86.99	0.628	11:09:21.785
10 -	52.999	<b>28.267</b>	<b>1:21.266 (1)</b>	<b>87.67</b>		<b>11:10:43.051</b>

<b>P16 62 RMT James KING</b>		Suzuki SV650 - King and Drury construction				
IDEAL LAP TIME : 1:21.422		BEST LAP TIME : 1:21.461		DIFFERENCE : 0.039		
LAP	SECTOR 1	SECTOR 2	LAP TIME	MPH	DIFF	TIME OF DAY
1 -		29.285	1:28.147	80.82	6.686	10:58:23.321
2 -	53.251	28.567	1:21.818 (3)	87.07	0.357	10:59:45.139
3 -	53.770	29.263	1:23.033	85.80	1.572	11:01:08.172
4 -	<b>52.949</b>	29.683	1:22.632	86.22	1.171	11:02:30.804
5 -	53.574	28.867	1:22.441	86.42	0.980	11:03:53.245
6 -	54.153	29.164	1:23.317	85.51	1.856	11:05:16.562
7 -	53.495	28.597	1:22.092	86.78	0.631	11:06:38.654
8 -	52.988	<b>28.473</b>	<b>1:21.461 (1)</b>	<b>87.46</b>		<b>11:08:00.115</b>
9 -	53.060	28.953	1:22.013	86.87	0.552	11:09:22.128
10 -	53.108	28.487	1:21.595 (2)	87.31	0.134	11:10:43.723

Weather / Track : Sunny / Dry

Donington Park National  
Circuit Length = 1.9790 miles  
Start: 10:56 Flag 11:09 End: 11:11

# BMCRC - MRO Championships 2021 - Rnd 5 @ Donington National

## BMCRC Thunderbike Sport & Rookie Minitwins

### RACE 6 - SECTOR ANALYSIS



SECTOR 1 = FL to I1, SECTOR 2 = I1 to FL, DIFF = Difference To Personal Best Lap, P = Crossed Finish Line in Pit Lane, D = Time Disallowed

<b>P17 333 R Mark STUBBERFIELD</b>			Yamaha R6 - Polished concrete London			
IDEAL LAP TIME : 1:20.569		BEST LAP TIME : 1:20.569		DIFFERENCE : 0.000		
LAP	SECTOR 1	SECTOR 2	LAP TIME	MPH	DIFF	TIME OF DAY
1 -		28.424	1:29.066	79.99	8.497	10:58:24.240
2 -	53.286	28.613	1:21.899	86.99	1.330	10:59:46.139
3 -	54.228	28.552	1:22.780	86.06	2.211	11:01:08.919
4 -	52.714	28.417	1:21.131 (2)	87.81	0.562	11:02:30.050
5 -	53.337	28.934	1:22.271	86.59	1.702	11:03:52.321
6 -	54.274	29.543	1:23.817	85.00	3.248	11:05:16.138
7 -	54.409	28.803	1:23.212	85.62	2.643	11:06:39.350
8 -	53.642	28.915	1:22.557	86.29	1.988	11:08:01.907
9 -	53.014	28.523	1:21.537 (3)	87.37	0.968	11:09:23.444
<b>10 -</b>	<b>52.331</b>	<b>28.238</b>	<b>1:20.569 (1)</b>	<b>88.42</b>		<b>11:10:44.013</b>

<b>P18 49 R Oli CHAYTOR</b>			Yamaha R6 - PearTree Racing			
IDEAL LAP TIME : 1:20.693		BEST LAP TIME : 1:20.693		DIFFERENCE : 0.000		
LAP	SECTOR 1	SECTOR 2	LAP TIME	MPH	DIFF	TIME OF DAY
1 -		29.076	1:28.890	80.15	8.197	10:58:24.064
2 -	53.131	28.056	1:21.187 (3)	87.75	0.494	10:59:45.251
3 -	53.606	28.276	1:21.882	87.01	1.189	11:01:07.133
4 -	53.117	28.608	1:21.725	87.17	1.032	11:02:28.858
5 -	53.008	28.169	1:21.177 (2)	87.76	0.484	11:03:50.035
6 -	58.224	29.367	1:27.591	81.33	6.898	11:05:17.626
7 -	53.595	28.549	1:22.144	86.73	1.451	11:06:39.770
8 -	53.597	28.323	1:21.920	86.97	1.227	11:08:01.690
9 -	52.961	28.911	1:21.872	87.02	1.179	11:09:23.562
<b>10 -</b>	<b>52.744</b>	<b>27.949</b>	<b>1:20.693 (1)</b>	<b>88.29</b>		<b>11:10:44.255</b>

<b>P19 455 RMT Tyler DONOVAN</b>			Suzuki SV650 -			
IDEAL LAP TIME : 1:20.980		BEST LAP TIME : 1:21.107		DIFFERENCE : 0.127		
LAP	SECTOR 1	SECTOR 2	LAP TIME	MPH	DIFF	TIME OF DAY
1 -		29.195	1:27.563	81.36	6.456	10:58:22.737
<b>2 -</b>	<b>52.638</b>	<b>28.469</b>	<b>1:21.107 (1)</b>	<b>87.84</b>		<b>10:59:43.844</b>
3 -	52.928	<b>28.384</b>	1:21.312 (2)	87.62	0.205	11:01:05.156
4 -	<b>52.596</b>	35.179	1:27.775	81.16	6.668	11:02:32.931
5 -	54.160	28.408	1:22.568	86.28	1.461	11:03:55.499
6 -	52.721	29.578	1:22.299	86.57	1.192	11:05:17.798
7 -	53.529	28.777	1:22.306	86.56	1.199	11:06:40.104
8 -	53.773	28.731	1:22.504	86.35	1.397	11:08:02.608
9 -	53.245	28.522	1:21.767 (3)	87.13	0.660	11:09:24.375
10 -	53.114	28.726	1:21.840	87.05	0.733	11:10:46.215

<b>P20 80 R Stephen LANE</b>			Kawasaki ZX6R -			
IDEAL LAP TIME : 1:21.344		BEST LAP TIME : 1:21.862		DIFFERENCE : 0.518		
LAP	SECTOR 1	SECTOR 2	LAP TIME	MPH	DIFF	TIME OF DAY
1 -		<b>28.167</b>	1:30.621	78.62	8.759	10:58:25.795
2 -	54.469	28.821	1:23.290	85.54	1.428	10:59:49.085
3 -	54.246	28.515	1:22.761	86.08	0.899	11:01:11.846
4 -	53.759	28.339	1:22.098 (3)	86.78	0.236	11:02:33.944
5 -	54.697	28.343	1:23.040	85.79	1.178	11:03:56.984
6 -	53.802	28.201	1:22.003 (2)	86.88	0.141	11:05:18.987
<b>7 -</b>	<b>53.177</b>	<b>28.685</b>	<b>1:21.862 (1)</b>	<b>87.03</b>		<b>11:06:40.849</b>
8 -	55.015	29.166	1:24.181	84.63	2.319	11:08:05.030
9 -	54.331	28.287	1:22.618	86.23	0.756	11:09:27.648
10 -	55.105	29.175	1:24.280	84.53	2.418	11:10:51.928

Weather / Track : Sunny / Dry

Donington Park National  
Circuit Length = 1.9790 miles  
Start: 10:56 Flag 11:09 End: 11:11

# BMCRC - MRO Championships 2021 - Rnd 5 @ Donington National

## BMCRC Thunderbike Sport & Rookie Minitwins

### RACE 6 - SECTOR ANALYSIS



SECTOR 1 = FL to I1, SECTOR 2 = I1 to FL, DIFF = Difference To Personal Best Lap, P = Crossed Finish Line in Pit Lane, D = Time Disallowed

P21 234 RMT		Andy FLUX		Suzuki SV650 - Mach 1 Automotive LTD / Goodwin Pest Manag			
IDEAL LAP TIME : 1:22.103		BEST LAP TIME : 1:22.451		DIFFERENCE : 0.348			
LAP	SECTOR 1	SECTOR 2	LAP TIME	MPH	DIFF	TIME OF DAY	
1 -		29.212	1:31.286	78.04	8.835	10:58:26.460	
2 -	54.254	29.360	1:23.614	85.20	1.163	10:59:50.074	
3 -	54.150	<b>28.710</b>	1:22.860 (3)	85.98	0.409	11:01:12.934	
4 -	53.871	29.018	1:22.889	85.95	0.438	11:02:35.823	
5 -	54.309	28.839	1:23.148	85.68	0.697	11:03:58.971	
6 -	<b>53.393</b>	29.058	<b>1:22.451 (1)</b>	<b>86.41</b>		<b>11:05:21.422</b>	
7 -	53.716	29.002	1:22.718 (2)	86.13	0.267	11:06:44.140	
8 -	54.534	28.991	1:23.525	85.29	1.074	11:08:07.665	
9 -	54.213	28.916	1:23.129	85.70	0.678	11:09:30.794	
10 -	54.400	28.934	1:23.334	85.49	0.883	11:10:54.128	

P22 23		Claire BECKETT		Suzuki SV650 - P Sheils & Sons			
IDEAL LAP TIME : 1:22.977		BEST LAP TIME : 1:23.255		DIFFERENCE : 0.278			
LAP	SECTOR 1	SECTOR 2	LAP TIME	MPH	DIFF	TIME OF DAY	
1 -		30.432	1:34.462	75.42	11.207	10:58:29.636	
2 -	55.928	30.044	1:25.972	82.87	2.717	10:59:55.608	
3 -	55.551	30.402	1:25.953	82.88	2.698	11:01:21.561	
4 -	55.066	29.502	1:24.568	84.24	1.313	11:02:46.129	
5 -	54.315	29.505	1:23.820	84.99	0.565	11:04:09.949	
6 -	54.110	29.457	1:23.567 (2)	85.25	0.312	11:05:33.516	
7 -	54.110	<b>29.145</b>	<b>1:23.255 (1)</b>	<b>85.57</b>		<b>11:06:56.771</b>	
8 -	55.146	29.495	1:24.641	84.17	1.386	11:08:21.412	
9 -	<b>53.832</b>	29.974	1:23.806 (3)	85.01	0.551	11:09:45.218	

P23 919 RMT		Andrew BELLIS		Suzuki SV650 - Cunco Ltd			
IDEAL LAP TIME : 1:23.868		BEST LAP TIME : 1:23.868		DIFFERENCE : 0.000			
LAP	SECTOR 1	SECTOR 2	LAP TIME	MPH	DIFF	TIME OF DAY	
1 -		29.346	1:32.665	76.88	8.797	10:58:27.839	
2 -	55.323	29.448	1:24.771	84.04	0.903	10:59:52.610	
3 -	55.340	29.902	1:25.242	83.58	1.374	11:01:17.852	
4 -	54.935	29.284	1:24.219 (2)	84.59	0.351	11:02:42.071	
5 -	55.971	29.663	1:25.634	83.19	1.766	11:04:07.705	
6 -	55.287	29.062	1:24.349 (3)	84.46	0.481	11:05:32.054	
7 -	<b>54.926</b>	<b>28.942</b>	<b>1:23.868 (1)</b>	<b>84.95</b>		<b>11:06:55.922</b>	
8 -	55.782	29.832	1:25.614	83.21	1.746	11:08:21.536	
9 -	55.204	29.601	1:24.805	84.01	0.937	11:09:46.341	

P24 188 RMT		Tim FRAMPTON		Suzuki SV650 - K66			
IDEAL LAP TIME : 1:23.172		BEST LAP TIME : 1:23.172		DIFFERENCE : 0.000			
LAP	SECTOR 1	SECTOR 2	LAP TIME	MPH	DIFF	TIME OF DAY	
1 -		30.756	1:36.529	73.80	13.357	10:58:31.703	
2 -	57.167	29.614	1:26.781	82.09	3.609	10:59:58.484	
3 -	55.062	29.639	1:24.701	84.11	1.529	11:01:23.185	
4 -	54.670	29.800	1:24.470	84.34	1.298	11:02:47.655	
5 -	54.727	29.267	1:23.994 (2)	84.82	0.822	11:04:11.649	
6 -	54.806	29.500	1:24.306	84.50	1.134	11:05:35.955	
7 -	<b>54.193</b>	<b>28.979</b>	<b>1:23.172 (1)</b>	<b>85.66</b>		<b>11:06:59.127</b>	
8 -	54.559	29.465	1:24.024 (3)	84.79	0.852	11:08:23.151	
9 -	54.519	30.051	1:24.570	84.24	1.398	11:09:47.721	

Weather / Track : Sunny / Dry

Donington Park National  
Circuit Length = 1.9790 miles  
Start: 10:56 Flag 11:09 End: 11:11



# BMCRC - MRO Championships 2021 - Rnd 5 @ Donington National

## BMCRC Thunderbike Sport & Rookie Minitwins

### RACE 6 - SECTOR ANALYSIS



SECTOR 1 = FL to I1, SECTOR 2 = I1 to FL, DIFF = Difference To Personal Best Lap, P = Crossed Finish Line in Pit Lane, D = Time Disallowed

P25 139 R Rob MARLEY			Honda CBR600F3 - PearTree Racing			
IDEAL LAP TIME : 1:23.058		BEST LAP TIME : 1:23.058		DIFFERENCE : 0.000		
LAP	SECTOR 1	SECTOR 2	LAP TIME	MPH	DIFF	TIME OF DAY
1 -		30.198	1:34.075	75.73	11.017	10:58:29.249
2 -	56.747	30.191	1:26.938	81.95	3.880	10:59:56.187
3 -	56.062	29.615	1:25.677	83.15	2.619	11:01:21.864
<b>4 -</b>	<b>54.080</b>	<b>28.978</b>	<b>1:23.058 (1)</b>	<b>85.77</b>		<b>11:02:44.922</b>
5 -	54.695	29.332	1:24.027 (3)	84.78	0.969	11:04:08.949
6 -	54.737	29.095	1:23.832 (2)	84.98	0.774	11:05:32.781
7 -	55.004	29.296	1:24.300	84.51	1.242	11:06:57.081
8 -	55.612	29.249	1:24.861	83.95	1.803	11:08:21.942
9 -	55.674	30.569	1:26.243	82.61	3.185	11:09:48.185

P26 260 R Greg PYMM			Kawasaki ER6 -			
IDEAL LAP TIME : 1:22.757		BEST LAP TIME : 1:23.495		DIFFERENCE : 0.738		
LAP	SECTOR 1	SECTOR 2	LAP TIME	MPH	DIFF	TIME OF DAY
1 -		30.445	1:37.004	73.44	13.509	10:58:32.178
2 -	57.464	30.493	1:27.957	81.00	4.462	11:00:00.135
3 -	55.325	29.539	1:24.864	83.95	1.369	11:01:24.999
4 -	<b>53.900</b>	29.796	1:23.696 (3)	85.12	0.201	11:02:48.695
5 -	55.172	29.208	1:24.380	84.43	0.885	11:04:13.075
<b>6 -</b>	54.237	29.258	<b>1:23.495 (1)</b>	<b>85.33</b>		<b>11:05:36.570</b>
7 -	54.733	<b>28.857</b>	1:23.590 (2)	85.23	0.095	11:07:00.160
8 -	54.903	28.994	1:23.897	84.92	0.402	11:08:24.057
9 -	56.297	29.479	1:25.776	83.06	2.281	11:09:49.833

P27 959 RMT Justin GRACE			Suzuki SV650 -			
IDEAL LAP TIME : 1:23.632		BEST LAP TIME : 1:23.920		DIFFERENCE : 0.288		
LAP	SECTOR 1	SECTOR 2	LAP TIME	MPH	DIFF	TIME OF DAY
1 -		30.248	1:34.613	75.30	10.693	10:58:29.787
2 -	56.343	30.346	1:26.689	82.18	2.769	10:59:56.476
3 -	56.089	29.752	1:25.841	82.99	1.921	11:01:22.317
4 -	54.824	29.528	1:24.352 (3)	84.46	0.432	11:02:46.669
5 -	55.225	29.424	1:24.649	84.16	0.729	11:04:11.318
6 -	54.648	31.429	1:26.077	82.77	2.157	11:05:37.395
7 -	54.995	29.227	1:24.222 (2)	84.59	0.302	11:07:01.617
8 -	<b>54.555</b>	30.306	1:24.861	83.95	0.941	11:08:26.478
<b>9 -</b>	54.843	<b>29.077</b>	<b>1:23.920 (1)</b>	<b>84.89</b>		<b>11:09:50.398</b>

P28 29 RMT Hayden KILLWORTH			Suzuki SV650 - BK Racing			
IDEAL LAP TIME : 1:24.099		BEST LAP TIME : 1:24.099		DIFFERENCE : 0.000		
LAP	SECTOR 1	SECTOR 2	LAP TIME	MPH	DIFF	TIME OF DAY
1 -		30.630	1:35.234	74.81	11.135	10:58:30.408
2 -	56.055	30.607	1:26.662	82.21	2.563	10:59:57.070
3 -	55.759	30.648	1:26.407	82.45	2.308	11:01:23.477
4 -	55.117	29.801	1:24.918	83.90	0.819	11:02:48.395
5 -	55.078	29.314	1:24.392 (2)	84.42	0.293	11:04:12.787
6 -	55.290	29.419	1:24.709	84.10	0.610	11:05:37.496
7 -	55.510	29.346	1:24.856	83.96	0.757	11:07:02.352
8 -	55.115	29.435	1:24.550 (3)	84.26	0.451	11:08:26.902
<b>9 -</b>	<b>54.887</b>	<b>29.212</b>	<b>1:24.099 (1)</b>	<b>84.71</b>		<b>11:09:51.001</b>

Weather / Track : Sunny / Dry

Donington Park National  
Circuit Length = 1.9790 miles  
Start: 10:56 Flag 11:09 End: 11:11

# BMCRC - MRO Championships 2021 - Rnd 5 @ Donington National

## BMCRC Thunderbike Sport & Rookie Minitwins

### RACE 6 - SECTOR ANALYSIS



SECTOR 1 = FL to I1, SECTOR 2 = I1 to FL, DIFF = Difference To Personal Best Lap, P = Crossed Finish Line in Pit Lane, D = Time Disallowed

P29 130 RMT Vince JONES			Suzuki SV650 -			
IDEAL LAP TIME : 1:23.701		BEST LAP TIME : 1:24.013		DIFFERENCE : 0.312		
LAP	SECTOR 1	SECTOR 2	LAP TIME	MPH	DIFF	TIME OF DAY
1 -		30.708	1:37.824	72.83	13.811	10:58:32.998
2 -	58.012	30.092	1:28.104	80.86	4.091	11:00:01.102
3 -	56.289	30.052	1:26.341	82.51	2.328	11:01:27.443
4 -	55.662	29.818	1:25.480	83.34	1.467	11:02:52.923
5 -	55.601	29.257	1:24.858 (3)	83.95	0.845	11:04:17.781
6 -	<b>54.662</b>	29.351	<b>1:24.013 (1)</b>	<b>84.80</b>		<b>11:05:41.794</b>
7 -	55.403	<b>29.039</b>	1:24.442 (2)	84.37	0.429	11:07:06.236
8 -	56.497	30.126	1:26.623	82.24	2.610	11:08:32.859
9 -	55.247	29.901	1:25.148	83.67	1.135	11:09:58.007

P30 101 Glen TRIPP			Honda CBR 600FW - yaki too racing			
IDEAL LAP TIME : 1:24.701		BEST LAP TIME : 1:24.711		DIFFERENCE : 0.010		
LAP	SECTOR 1	SECTOR 2	LAP TIME	MPH	DIFF	TIME OF DAY
1 -		30.170	1:36.843	73.56	12.132	10:58:32.017
2 -	58.460	29.899	1:28.359	80.63	3.648	11:00:00.376
3 -	57.706	29.772	1:27.478	81.44	2.767	11:01:27.854
4 -	56.757	29.525	1:26.282	82.57	1.571	11:02:54.136
5 -	56.101	29.508	1:25.609	83.22	0.898	11:04:19.745
6 -	<b>55.462</b>	29.410	1:24.872 (2)	83.94	0.161	11:05:44.617
7 -	55.472	<b>29.239</b>	<b>1:24.711 (1)</b>	<b>84.10</b>		<b>11:07:09.328</b>
8 -	55.727	29.731	1:25.458	83.37	0.747	11:08:34.786
9 -	55.501	29.371	1:24.872 (2)	83.94	0.161	11:09:59.658

P31 193 RMT Tony BOTTO			Suzuki SV650 - TB Motorcycles			
IDEAL LAP TIME : 1:24.951		BEST LAP TIME : 1:25.139		DIFFERENCE : 0.188		
LAP	SECTOR 1	SECTOR 2	LAP TIME	MPH	DIFF	TIME OF DAY
1 -		30.634	1:35.996	74.21	10.857	10:58:31.170
2 -	57.771	31.037	1:28.808	80.22	3.669	10:59:59.978
3 -	56.659	30.573	1:27.232	81.67	2.093	11:01:27.210
4 -	56.510	29.598	1:26.108	82.74	0.969	11:02:53.318
5 -	56.465	29.881	1:26.346	82.51	1.207	11:04:19.664
6 -	56.267	<b>29.564</b>	1:25.831	83.00	0.692	11:05:45.495
7 -	55.708	30.040	1:25.748 (3)	83.08	0.609	11:07:11.243
8 -	55.681	29.781	1:25.462 (2)	83.36	0.323	11:08:36.705
9 -	<b>55.387</b>	29.752	<b>1:25.139 (1)</b>	<b>83.68</b>		<b>11:10:01.844</b>

P32 138 RMT Craig JARMIN			Suzuki SV650 - BK Racing			
IDEAL LAP TIME : 1:26.032		BEST LAP TIME : 1:26.178		DIFFERENCE : 0.146		
LAP	SECTOR 1	SECTOR 2	LAP TIME	MPH	DIFF	TIME OF DAY
1 -		31.128	1:36.840	73.57	10.662	10:58:32.014
2 -	57.612	30.254	1:27.866	81.08	1.688	10:59:59.880
3 -	57.099	30.348	1:27.447	81.47	1.269	11:01:27.327
4 -	56.771	30.318	1:27.089	81.80	0.911	11:02:54.416
5 -	56.739	<b>29.867</b>	1:26.606 (2)	82.26	0.428	11:04:21.022
6 -	<b>56.165</b>	30.013	<b>1:26.178 (1)</b>	<b>82.67</b>		<b>11:05:47.200</b>
7 -	56.462	30.411	1:26.873 (3)	82.01	0.695	11:07:14.073
8 -	57.400	30.400	1:27.800	81.14	1.622	11:08:41.873
9 -	57.590	30.973	1:28.563	80.44	2.385	11:10:10.436

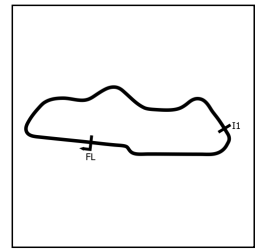
Weather / Track : Sunny / Dry

Donington Park National  
Circuit Length = 1.9790 miles  
Start: 10:56 Flag 11:09 End: 11:11

# BMCRC - MRO Championships 2021 - Rnd 5 @ Donington National

## BMCRC Thunderbike Sport & Rookie Minitwins

### RACE 6 - SECTOR ANALYSIS



SECTOR 1 = FL to I1, SECTOR 2 = I1 to FL, DIFF = Difference To Personal Best Lap, P = Crossed Finish Line in Pit Lane, D = Time Disallowed

P33 689		David TREVEIL		Yamaha YZF-R6 -		
IDEAL LAP TIME : 1:25.681		BEST LAP TIME : 1:25.768		DIFFERENCE : 0.087		
LAP	SECTOR 1	SECTOR 2	LAP TIME	MPH	DIFF	TIME OF DAY
1 -		32.641	1:40.444	70.93	14.676	10:58:35.618
2 -	58.215	31.467	1:29.682	79.44	3.914	11:00:05.300
3 -	58.800	30.502	1:29.302	79.78	3.534	11:01:34.602
4 -	55.882	30.070	1:25.952 (3)	82.89	0.184	11:03:00.554
5 -	56.338	30.868	1:27.206	81.69	1.438	11:04:27.760
6 -	<b>55.720</b>	30.059	1:25.779 (2)	83.05	0.011	11:05:53.539
7 -	56.240	<b>29.961</b>	1:26.201	82.65	0.433	11:07:19.740
8 -	57.183	30.502	1:27.685	81.25	1.917	11:08:47.425
9 -	55.787	29.981	<b>1:25.768 (1)</b>	<b>83.06</b>		<b>11:10:13.193</b>

P34 119 RMT		Philip JOYCE		Suzuki SV650 -		
IDEAL LAP TIME : 1:28.829		BEST LAP TIME : 1:28.852		DIFFERENCE : 0.023		
LAP	SECTOR 1	SECTOR 2	LAP TIME	MPH	DIFF	TIME OF DAY
1 -		32.144	1:42.037	69.82	13.185	10:58:37.211
2 -	<b>58.041</b>	30.898	1:28.939 (2)	80.10	0.087	11:00:06.150
3 -	59.056	31.434	1:30.490	78.73	1.638	11:01:36.640
4 -	59.814	31.185	1:30.999	78.29	2.147	11:03:07.639
5 -	59.038	31.013	1:30.051	79.11	1.199	11:04:37.690
6 -	58.064	<b>30.788</b>	<b>1:28.852 (1)</b>	<b>80.18</b>		<b>11:06:06.542</b>
7 -	58.498	31.394	1:29.892	79.25	1.040	11:07:36.434
8 -	59.331	33.782	1:33.113	76.51	4.261	11:09:09.547
9 -	58.411	30.935	1:29.346 (3)	79.74	0.494	11:10:38.893

P35 116 RMT		Gareth FAITH		Suzuki SV650 - Sitramoto		
IDEAL LAP TIME : 1:30.061		BEST LAP TIME : 1:30.061		DIFFERENCE : 0.000		
LAP	SECTOR 1	SECTOR 2	LAP TIME	MPH	DIFF	TIME OF DAY
1 -		31.339	1:38.996	71.96	8.935	10:58:34.170
2 -	<b>59.149</b>	<b>30.912</b>	<b>1:30.061 (1)</b>	<b>79.10</b>		<b>11:00:04.231</b>
3 -	59.892	31.571	1:31.463 (2)	77.89	1.402	11:01:35.694
4 -	1:00.240	31.469	1:31.709 (3)	77.68	1.648	11:03:07.403
5 -	1:04.951	31.701	1:36.652	73.71	6.591	11:04:44.055
6 -	1:01.165	32.051	1:33.216	76.43	3.155	11:06:17.271
7 -	1:00.705	31.601	1:32.306	77.18	2.245	11:07:49.577
8 -	1:00.798	32.635	1:33.433	76.25	3.372	11:09:23.010
9 -	1:01.225	31.044	1:32.269	77.21	2.208	11:10:55.279

P36 94 RMT		Rebecca HOUGHTON		Suzuki SV650 -		
IDEAL LAP TIME : 1:34.101		BEST LAP TIME : 1:34.407		DIFFERENCE : 0.306		
LAP	SECTOR 1	SECTOR 2	LAP TIME	MPH	DIFF	TIME OF DAY
1 -		33.169	1:42.780	69.31	8.373	10:58:37.954
2 -	1:03.294	33.152	1:36.446	73.87	2.039	11:00:14.400
3 -	1:03.422	33.048	1:36.470	73.85	2.063	11:01:50.870
4 -	1:03.226	32.985	1:36.211	74.05	1.804	11:03:27.081
5 -	1:02.976	33.050	1:36.026	74.19	1.619	11:05:03.107
6 -	1:02.097	33.639	1:35.736 (3)	74.41	1.329	11:06:38.843
7 -	1:02.159	<b>32.891</b>	1:35.050 (2)	74.95	0.643	11:08:13.893
8 -	<b>1:01.210</b>	33.197	<b>1:34.407 (1)</b>	<b>75.46</b>		<b>11:09:48.300</b>

Weather / Track : Sunny / Dry

Donington Park National  
Circuit Length = 1.9790 miles  
Start: 10:56 Flag 11:09 End: 11:11

# BMCRC - MRO Championships 2021 - Rnd 5 @ Donington National

## BMCRC Thunderbike Sport & Rookie Minitwins

### RACE 6 - SECTOR ANALYSIS



SECTOR 1 = FL to I1, SECTOR 2 = I1 to FL, DIFF = Difference To Personal Best Lap, P = Crossed Finish Line in Pit Lane, D = Time Disallowed

P37 192 RMT Richard MOFFA		Suzuki SV650 -				
IDEAL LAP TIME : 1:19.511		BEST LAP TIME : 1:19.553		DIFFERENCE : 0.042		
LAP	SECTOR 1	SECTOR 2	LAP TIME	MPH	DIFF	TIME OF DAY
1 -		29.681	1:29.642	79.47	10.089	10:58:24.816
2 -	53.335	28.589	1:21.924	86.96	2.371	10:59:46.740
3 -	53.319	28.230	1:21.549	87.36	1.996	11:01:08.289
4 -	<b>51.710</b>	28.135	1:19.845 (2)	89.23	0.292	11:02:28.134
5 -	52.342	<b>27.801</b>	1:20.143 (3)	88.89	0.590	11:03:48.277
6 -	51.742	27.811	<b>1:19.553 (1)</b>	<b>89.55</b>		<b>11:05:07.830</b>
7 -	52.649	28.361	1:21.010	87.94	1.457	11:06:28.840

P38 32 R Jack WILLIAMS		Honda CBR600 -				
IDEAL LAP TIME : 1:20.721		BEST LAP TIME : 1:21.474		DIFFERENCE : 0.753		
LAP	SECTOR 1	SECTOR 2	LAP TIME	MPH	DIFF	TIME OF DAY
1 -		<b>27.473</b>	1:24.697	84.11	3.223	10:58:19.871
2 -	2:18.585	28.999	2:47.584 (2)	42.51	1:26.110	11:01:07.455
3 -	<b>53.248</b>	28.226	<b>1:21.474 (1)</b>	<b>87.44</b>		<b>11:02:28.929</b>

P39 37 Ricky WOODS		Suzuki GSXR 600 - KTS Vehicle Repairs				
IDEAL LAP TIME : 1:23.161		BEST LAP TIME :		DIFFERENCE :		
LAP	SECTOR 1	SECTOR 2	LAP TIME	MPH	DIFF	TIME OF DAY
1 -		<b>28.738</b>	1:30.200	78.98		10:58:25.374
2 -	<b>54.423</b>	IN PIT	1:32.576 P	76.95		10:59:57.950

# BMCRC - MRO Championships 2021 - Rnd 5 @ Donington National

## BMCRC Thunderbike Sport & Rookie Minitwins

### RACE 6 - BEST SECTORS

SECTOR 1			SECTOR 2			IDEAL / BEST COMPARISON						
POS	NO	NAME	TIME	NO	NAME	TIME	POS	NO	NAME	IDEAL	BEST	DIFF
									<b>PERFECT LAP</b>	<b>1:14.695</b>		
1	961	SIM	48.669	961	SIM	26.026	1	961	SIM	1:14.695	1:14.695	0.000
2	52	FRICKER	48.711	52	FRICKER	26.211	2	52	FRICKER	1:14.922	1:14.922	0.000
3	54	JAMISON	48.881	54	JAMISON	26.235	3	54	JAMISON	1:15.116	1:15.120	0.004
4	624	FEDRICK	49.436	624	FEDRICK	26.510	4	624	FEDRICK	1:15.946	1:15.946	0.000
5	25	DAY	50.460	25	DAY	26.644	5	25	DAY	1:17.104	1:17.243	0.139
6	48	WALLIS	50.739	48	WALLIS	26.975	6	48	WALLIS	1:17.714	1:17.844	0.130
7	828	SPENCER	50.946	828	SPENCER	26.981	7	828	SPENCER	1:17.927	1:18.080	0.153
8	166	BAKER	51.429	166	DALRYMPLE	27.452	8	84	BRANCO	1:19.132	1:19.279	0.147
9	84	BRANCO	51.448	32	WILLIAMS	27.473	9	168	DALRYMPLE	1:19.231	1:19.419	0.188
10	351	DIGBY-BAKER	51.606	84	BRANCO	27.684	10	351	DIGBY-BAKER	1:19.296	1:19.296	0.000
11	36	O'REILLY	51.634	351	DIGBY-BAKER	27.690	11	36	O'REILLY	1:19.444	1:19.934	0.490
12	192	MOFFA	51.710	192	MOFFA	27.801	12	192	MOFFA	1:19.511	1:19.553	0.042
13	168	DALRYMPLE	51.779	36	O'REILLY	27.810	13	166	BAKER	1:19.539	1:19.539	0.000
14	63	PERFITT	51.990	63	PERFITT	27.867	14	63	PERFITT	1:19.857	1:19.989	0.132
15	333	STUBBERFIELD	52.331	123	FORSYTH	27.947	15	333	STUBBERFIELD	1:20.569	1:20.569	0.000
16	455	DONOVAN	52.596	49	CHAYTOR	27.949	16	49	CHAYTOR	1:20.693	1:20.693	0.000
17	49	CHAYTOR	52.744	166	BAKER	28.110	17	123	FORSYTH	1:20.717	1:20.807	0.090
18	123	FORSYTH	52.770	80	LANE	28.167	18	32	WILLIAMS	1:20.721	1:21.474	0.753
19	72	GILLAM	52.788	333	STUBBERFIELD	28.238	19	455	DONOVAN	1:20.980	1:21.107	0.127
20	62	KING	52.949	72	GILLAM	28.267	20	72	GILLAM	1:21.055	1:21.266	0.211
21	80	LANE	53.177	455	DONOVAN	28.384	21	80	LANE	1:21.344	1:21.862	0.518
22	32	WILLIAMS	53.248	62	KING	28.473	22	62	KING	1:21.422	1:21.461	0.039
23	234	FLUX	53.393	234	FLUX	28.710	23	234	FLUX	1:22.103	1:22.451	0.348
24	23	BECKETT	53.832	37	WOODS	28.738	24	260	PYMM	1:22.757	1:23.495	0.738
25	260	PYMM	53.900	260	PYMM	28.857	25	23	BECKETT	1:22.977	1:23.255	0.278
26	139	MARLEY	54.080	919	BELLIS	28.942	26	139	MARLEY	1:23.058	1:23.058	0.000
27	188	FRAMPTON	54.193	139	MARLEY	28.978	27	37	WOODS	1:23.161		
28	37	WOODS	54.423	188	FRAMPTON	28.979	28	188	FRAMPTON	1:23.172	1:23.172	0.000
29	959	GRACE	54.555	130	JONES	29.039	29	959	GRACE	1:23.632	1:23.920	0.288
30	130	JONES	54.662	959	GRACE	29.077	30	130	JONES	1:23.701	1:24.013	0.312
31	29	KILLWORTH	54.887	23	BECKETT	29.145	31	919	BELLIS	1:23.868	1:23.868	0.000
32	919	BELLIS	54.926	29	KILLWORTH	29.212	32	29	KILLWORTH	1:24.099	1:24.099	0.000
33	193	BOTTO	55.387	101	TRIPP	29.239	33	101	TRIPP	1:24.701	1:24.711	0.010
34	101	TRIPP	55.462	193	BOTTO	29.564	34	193	BOTTO	1:24.951	1:25.139	0.188
35	689	TREVEIL	55.720	138	JARMIN	29.867	35	689	TREVEIL	1:25.681	1:25.768	0.087
36	138	JARMIN	56.165	689	TREVEIL	29.961	36	138	JARMIN	1:26.032	1:26.178	0.146
37	119	JOYCE	58.041	119	JOYCE	30.788	37	119	JOYCE	1:28.829	1:28.852	0.023
38	116	FAITH	59.149	116	FAITH	30.912	38	116	FAITH	1:30.061	1:30.061	0.000
39	94	HOUGHTON	1:01.210	94	HOUGHTON	32.891	39	94	HOUGHTON	1:34.101	1:34.407	0.306

Weather / Track : Sunny / Dry

Donington Park National  
Circuit Length = 1.9790 miles  
Start: 10:56 Flag 11:09 End: 11:11

Results can be found at [www.tsl-timing.com](http://www.tsl-timing.com)

Printed - 11:11 Sunday, 05 September 2021

# BMCRC - MRO Championships 2021 - Rnd 5 @ Donington National

## BMCRC Thunderbike Sport & Rookie Minitwins

### RACE 6 - STATISTICS

**Competitors Started** 39  
**Planned Start** 2021-09-05 @ 11:05:00.000  
**Actual Start** 2021-09-05 @ 10:56:55.174  
**Finish Time** 2021-09-05 @ 11:09:33.712  
**Track Length** 1.9790mi.  
**Total Laps** 356  
**Total Distance Covered** 704.5479mi.

#### Session Fastest Lap History

NO	CL	NAME	LAP TIME	TIME OF DAY	LAP	VEHICLE
961		Jack SIM	<b>1:14.846</b>	10:59:29.115	2	Yamaha R6
961		Jack SIM	<b>1:14.695</b>	11:01:58.871	4	Yamaha R6

#### Session Leader History

NO	CL	NAME	FROM LAP	LAPS LED	DISTANCE	VEHICLE
961		Jack SIM	1	10	19.75 miles	Yamaha R6

#### Flag History

TYPE	TIME OF DAY
GREEN	10:56:55.174
FINISH	11:09:33.712

#### Flag Statistics

TYPE	COUNT	TOTAL LAPS	TOTAL TIME
Green	1	10	14:09.248
Red	0	0	0.000
Safety Car	0	0	0.000
FCY	0	0	0.000

# BMCRC - MRO Championships 2021 - Rnd 5 @ Donington National

## BMCRC Thunderbike Sport & Rookie Minitwins

### RACE 6 - STATISTICS

**CLASS :**

13 Starters

#### Fastest Lap History

NO	NAME	LAP TIME	TIME OF DAY	LAP	VEHICLE
961	Jack SIM	1:14.846	10:59:29.115	2	Yamaha R6
961	Jack SIM	1:14.695	11:01:58.871	4	Yamaha R6

#### Leader History

NO	NAME	FROM LAP	LAPS LED	DISTANCE	VEHICLE
961	Jack SIM	1	10	19.75 miles	Yamaha R6

# BMCRC - MRO Championships 2021 - Rnd 5 @ Donington National

## BMCRC Thunderbike Sport & Rookie Minitwins

### RACE 6 - STATISTICS

**CLASS : R**

7 Starters

#### Fastest Lap History

NO	NAME	LAP TIME	TIME OF DAY	LAP	VEHICLE
168	Aaron DALRYMPLE	1:19.924	10:59:38.822	2	Suzuki GSXR 600
168	Aaron DALRYMPLE	1:19.419	11:03:39.481	5	Suzuki GSXR 600

#### Leader History

NO	NAME	FROM LAP	LAPS LED	DISTANCE	VEHICLE
168	Aaron DALRYMPLE	1	10	19.75 miles	Suzuki GSXR 600



# BMCRC - MRO Championships 2021 - Rnd 5 @ Donington National

## BMCRC Thunderbike Sport & Rookie Minitwins

### RACE 6 - STATISTICS

CLASS : RMT

19 Starters

#### Fastest Lap History

NO	NAME	LAP TIME	TIME OF DAY	LAP	VEHICLE
63	Stephen PERFITT	1:20.880	10:59:41.288	2	Suzuki SV650
36	Shaun O'REILLY	1:20.699	10:59:43.906	2	Suzuki SV650
63	Stephen PERFITT	1:20.294	11:02:24.820	4	Suzuki SV650
36	Shaun O'REILLY	1:20.255	11:02:25.580	4	Suzuki SV650
192	Richard MOFFA	1:19.845	11:02:28.141	4	Suzuki SV650
192	Richard MOFFA	1:19.553	11:05:07.838	6	Suzuki SV650
166	Nicholas BAKER	1:19.539	11:10:28.106	10	Suzuki SV650

#### Leader History

NO	NAME	FROM LAP	LAPS LED	DISTANCE	VEHICLE
63	Stephen PERFITT	1	7	13.81 miles	Suzuki SV650
36	Shaun O'REILLY	8	3	5.93 miles	Suzuki SV650

# BMCRC - MRO Championships 2021 - Rnd 5 @ Donington National



## BMCRC Thunderbike Sport & Rookie Minitwins

### RACE 17 - GRID (10 Laps)

ROW 14	42		41		40	22	Matthew MAY			
ROW 13		39	37	Ricky WOODS	38	94	Rebecca HOUGHTON			
ROW 12	36	119	Philip JOYCE	35	138	Craig JARMIN	34	689	David TREVEIL	
ROW 11		33	193	Tony BOTTO	32	101	Glen TRIPP	31	29	Hayden KILLWORTH
ROW 10	30	130	Vince JONES	29	959	Justin GRACE	28	919	Andrew BELLIS	
ROW 9		27	260	Greg PYMM	26	23	Claire BECKETT	25	188	Tim FRAMPTON
ROW 8	24	139	Rob MARLEY	23	234	Andy FLUX	22	80	Stephen LANE	
ROW 7		21	32	Jack WILLIAMS	20	62	James KING	19	72	Mark GILLAM
ROW 6	18	455	Tyler DONOVAN	17	123	Adam FORSYTH	16	49	Oli CHAYTOR	
ROW 5		15	333	Mark STUBBERFIELD	14	63	Stephen PERFITT	13	36	Shaun O'REILLY
ROW 4	12	192	Richard MOFFA	11	166	Nicholas BAKER	10	168	Aaron DALRYMPLE	
ROW 3		9	351	Sam DIGBY-BAKER	8	84	Ricardo BRANCO	7	828	David SPENCER
ROW 2	6	48	Shaun WALLIS	5	25	Harrison DAY	4	624	Matthew FEDRICK	
ROW 1		3	54	Adam JAMISON	2	52	Elliot FRICKER	1	961	Jack SIM
<b>Pole</b>										



These results are provisional until the conclusion of any judicial and technical matters.

Donington Park National  
Circuit Length = 1.9790 miles

Clerk Of Course :	Stewards :	Timekeeper :

Results can be found at [www.tsl-timing.com](http://www.tsl-timing.com)

Printed - 11:12 Sunday, 05 September 2021



# BMCRC - MRO Championships 2021 - Rnd 5 @ Donington National



## BMCRC Thunderbike Sport & Rookie Minitwins

### RACE 17 - CLASSIFICATION

POS	NO	CL	PIC NAME	ENTRY	LAPS	TIME	GAP	DIFF	MPH	BEST	ON
1	961		1 Jack SIM	Yamaha R6 - Platform Lift Engineers Ltd	10	12:33.466			94.37	1:14.290	4
2	52		2 Elliot FRICKER	Honda CBR600 - Petwise.org, S&S, Ride in Bike Ty	10	12:45.075	11.609	11.609	92.94	1:14.800	4
3	54		3 Adam JAMISON	Yamaha R6 - Team AJR	10	12:47.564	14.098	2.489	92.64	1:15.647	2
4	624		4 Matthew FEDRICK	Yamaha R6 - Matthew Fedrick farriers ltd/ Palmer Ra	10	12:48.172	14.706	0.608	92.57	1:15.776	3
5	25		5 Harrison DAY	Honda CBR 600 -	10	13:01.001	27.535	12.829	91.04	1:17.319	2
6	828		6 David SPENCER	Suzuki GSXR 600 -	10	13:02.779	29.313	1.778	90.84	1:16.838	5
7	84		7 Ricardo BRANCO	Yamaha R6 - IMP Racing	10	13:14.430	40.964	11.651	89.51	1:18.325	8
8	48		8 Shaun WALLIS	Yamaha R6 - MBC Despatch Racing	10	13:14.661	41.195	0.231	89.48	1:18.495	8
9	168	R	1 Aaron DALRYMPLE	Suzuki GSXR 600 -	10	13:15.269	41.803	0.608	89.41	1:18.267	8
10	32	R	2 Jack WILLIAMS	Honda CBR600 -	10	13:21.256	47.790	5.987	88.74	1:17.903	7
11	166	RMT	1 Nicholas BAKER	Suzuki SV650 - K66	10	13:23.557	50.091	2.301	88.49	1:18.974	2
12	63	RMT	2 Stephen PERFITT	Suzuki SV650 - PKP Services Ltd	10	13:36.167	1:02.701	12.610	87.12	1:19.915	2
13	36	RMT	3 Shaun O'REILLY	Suzuki SV650 - Muzzi Moto Racing	10	13:42.360	1:08.894	6.193	86.47	1:21.043	10
14	123	RMT	4 Adam FORSYTH	Suzuki SV650 - Rock Oil	10	13:42.465	1:08.999	0.105	86.45	1:20.558	10
15	455	RMT	5 Tyler DONOVAN	Suzuki SV650 -	10	13:43.884	1:10.418	1.419	86.31	1:20.682	4
16	333	R	3 Mark STUBBERFIELD	Yamaha R6 - Polished concrete London	10	13:44.029	1:10.563	0.145	86.29	1:20.116	7
17	62	RMT	6 James KING	Suzuki SV650 - King and Drury construction	10	13:44.841	1:11.375	0.812	86.21	1:20.709	5
18	72	RMT	7 Mark GILLAM	Suzuki SV650 - No More Straps Ltd	10	13:45.119	1:11.653	0.278	86.18	1:20.867	8
19	80	R	4 Stephen LANE	Kawasaki ZX6R -	10	13:56.629	1:23.163	11.510	84.99	1:21.403	5
20	192	RMT	8 Richard MOFFA	Suzuki SV650 -	9	12:33.660	1 Lap	1 Lap	84.89	1:22.092	4
21	234	RMT	9 Andy FLUX	Suzuki SV650 - Mach 1 Automotive LTD / Goodwin F	9	12:37.877	1 Lap	4.217	84.42	1:22.038	9
22	23		9 Claire BECKETT	Suzuki SV650 - P Sheils & Sons	9	12:39.595	1 Lap	1.718	84.23	1:23.174	8
23	37		10 Ricky WOODS	Suzuki GSXR 600 - KTS Vehicle Repairs	9	12:48.278	1 Lap	8.683	83.28	1:22.938	7
24	188	RMT	10 Tim FRAMPTON	Suzuki SV650 - K66	9	12:50.997	1 Lap	2.719	82.99	1:23.942	8
25	919	RMT	11 Andrew BELLIS	Suzuki SV650 - Cunco Ltd	9	12:51.318	1 Lap	0.321	82.95	1:24.229	8
26	29	RMT	12 Hayden KILLWORTH	Suzuki SV650 - BK Racing	9	12:51.351	1 Lap	0.033	82.95	1:23.990	6
27	260	R	5 Greg PYMM	Kawasaki ER6 -	9	12:52.608	1 Lap	1.257	82.81	1:24.015	8
28	101		11 Glen TRIPP	Honda CBR 600FW - yaki too racing	9	12:55.783	1 Lap	3.175	82.47	1:23.822	8
29	130	RMT	13 Vince JONES	Suzuki SV650 -	9	12:59.176	1 Lap	3.393	82.11	1:24.594	5
30	138	RMT	14 Craig JARMIN	Suzuki SV650 - BK Racing	9	13:11.385	1 Lap	12.209	80.85	1:26.183	9
31	193	RMT	15 Tony BOTTO	Suzuki SV650 - TB Motorcycles	9	13:12.100	1 Lap	0.715	80.77	1:25.130	6
32	689		12 David TREVEIL	Yamaha YZF-R6 -	9	13:12.709	1 Lap	0.609	80.71	1:26.042	9
33	139	R	6 Rob MARLEY	Honda CBR600F3 - PearTree Racing	9	13:19.739	1 Lap	7.030	80.00	1:23.801	4
34	119	RMT	16 Philip JOYCE	Suzuki SV650 -	9	13:28.665	1 Lap	8.926	79.12	1:27.843	8
35	94	RMT	17 Rebecca HOUGHTON	Suzuki SV650 -	9	13:51.000	1 Lap	22.335	76.99	1:29.778	9
36	116	RMT	18 Gareth FAITH	Suzuki SV650 - Sitramoto	9	13:51.488	1 Lap	0.488	76.95	1:29.963	9

#### NOT CLASSIFIED

DNF	49	R	Oli CHAYTOR	Yamaha R6 - PearTree Racing	6	8:43.227	4 Laps	3 Laps	81.43	1:20.623	4
DNF	959	RMT	Justin GRACE	Suzuki SV650 -	1	1:55.610	9 Laps	5 Laps	60.44		

#### FASTEST LAP

961	Jack SIM	Yamaha R6 - Platform Lift Engineers Ltd	4	1:14.290	95.90 mph	154.34 kph
32 R	Jack WILLIAMS	Honda CBR600 -	7	1:17.903	91.45 mph	147.18 kph
166 RMT	Nicholas BAKER	Suzuki SV650 - K66	2	1:18.974	90.21 mph	145.18 kph

Class - 92.5% of Race Speed = 87.29 mph  
 Class R - 92.5% of Race Speed = 82.70 mph  
 Class RMT - 92.5% of Race Speed = 81.85 mph

Weather / Track : Sunny / Dry

These results are provisional until the conclusion of any judicial and technical matters.

Donington Park National: 1.9790 miles

Race Distance: 10 Laps / 19.79 miles

Start: 15:05 Flag 15:17 End: 15:19

Clerk Of Course :	Stewards :	Timekeeper :

Results can be found at [www.tsl-timing.com](http://www.tsl-timing.com)

Printed - 15:19 Sunday, 05 September 2021



# BMCRC - MRO Championships 2021 - Rnd 5 @ Donington National

## BMCRC Thunderbike Sport & Rookie Minitwins

### RACE 17 - LAP CHART

#### LAP 1 @ 15:06:32.570

NO	BEHIND	LAP TIME
961		1:18.133
52	0.446	1:18.579
624	1.651	1:19.784
54	2.473	1:20.606
25	2.823	1:20.956
48	4.802	1:22.935
84	4.820	1:22.953
828	5.057	1:23.190
168	5.773	1:23.906
166	6.259	1:24.392
63	6.875	1:25.008
36	8.220	1:26.353
333	10.249	1:28.382
123	10.604	1:28.737
72	11.255	1:29.388
49	11.542	1:29.675
455	11.648	1:29.781
80	11.760	1:29.893
62	11.853	1:29.986
192	11.939	1:30.072
32	12.221	1:30.354
23	12.395	1:30.528
234	12.775	1:30.908
919	13.239	1:31.372
260	13.665	1:31.798
29	14.535	1:32.668
188	15.484	1:33.617
139	17.030	1:35.163
138	17.324	1:35.457
193	17.740	1:35.873
130	18.022	1:36.155
101	18.062	1:36.195
37	18.141	1:36.274
689	19.845	1:37.978
119	20.549	1:38.682
116	21.660	1:39.793
94	23.446	1:41.579
959	37.477	1:55.610 P

#### LAP 2 @ 15:07:47.018

NO	BEHIND	LAP TIME
961		1:14.448
52	0.976	1:14.978
624	3.562	1:16.359
54	3.672	1:15.647
25	5.694	1:17.319
84	9.568	1:19.196
828	9.736	1:19.127
48	10.057	1:19.703
168	10.439	1:19.114
166	10.785	1:18.974
63	12.342	1:19.915
36	15.628	1:21.856
123	17.793	1:21.637
333	18.419	1:22.618
32	18.544	1:20.771
72	19.233	1:22.426
49	20.081	1:22.987
455	20.351	1:23.151
80	20.728	1:23.416
62	21.038	1:23.633
23	21.953	1:24.006

Weather / Track : Sunny / Dry

Results can be found at [www.tsl-timing.com](http://www.tsl-timing.com)

192	22.225	1:24.734
234	22.692	1:24.365
919	23.422	1:24.631
260	23.858	1:24.641
29	24.639	1:24.552
188	25.629	1:24.593
139	27.382	1:24.800
138	29.450	1:26.574
37	29.584	1:25.891
101	30.044	1:26.430
130	30.153	1:26.579
689	32.753	1:27.356
193	33.876	1:30.584
119	34.627	1:28.526
116	39.071	1:31.859
94	42.029	1:33.031

#### LAP 3 @ 15:09:01.665

NO	BEHIND	LAP TIME
961		1:14.647
52	1.884	1:15.555
624	4.691	1:15.776
54	5.217	1:16.192
25	8.990	1:17.943
828	12.531	1:17.442
84	14.534	1:19.613
48	14.712	1:19.302
168	15.072	1:19.280
166	15.845	1:19.707
63	18.949	1:21.254
32	23.057	1:19.160
36	23.086	1:22.105
123	24.332	1:21.186
333	24.624	1:20.852
72	25.671	1:21.085
49	26.465	1:21.031
455	27.289	1:21.585
62	28.389	1:21.998
80	29.145	1:23.064
192	29.737	1:22.159
23	31.027	1:23.721
234	31.275	1:23.230
919	33.231	1:24.456
260	34.133	1:24.922
29	34.221	1:24.229
188	35.165	1:24.183
139	36.894	1:24.159
37	38.208	1:23.271
101	40.061	1:24.664
138	42.342	1:27.539
130	42.464	1:26.958
689	44.434	1:26.328
193	45.998	1:26.769
119	48.903	1:28.923
116	56.703	1:32.279
94	59.921	1:32.539

#### LAP 4 @ 15:10:15.955

NO	BEHIND	LAP TIME
961		1:14.290
52	2.394	1:14.800
624	6.459	1:16.058
54	6.811	1:15.884
25	12.736	1:18.036

828	15.709	1:17.468
84	19.716	1:19.472
48	19.980	1:19.558
168	20.558	1:19.776
166	21.302	1:19.747
63	26.309	1:21.650
32	27.801	1:19.034
36	30.160	1:21.364
333	31.697	1:21.363
123	32.551	1:22.509
49	32.798	1:20.623
72	33.314	1:21.933
455	33.681	1:20.682
62	35.411	1:21.312
80	36.770	1:21.915
192	37.539	1:22.092
23	40.352	1:23.615
234	40.555	1:23.570
919	44.464	1:25.523
29	44.887	1:24.956
260	45.217	1:25.374
188	45.777	1:24.902
139	46.405	1:23.801
37	47.052	1:23.134
101	51.550	1:25.779
130	52.772	1:24.598
138	54.574	1:26.522
689	56.267	1:26.123
193	58.503	1:26.795
119	1:04.201	1:29.588
116	1:13.499	1:31.086

#### LAP 5 @ 15:11:30.463

NO	BEHIND	LAP TIME
961		1:14.508
94	1 Lap	1:31.129
52	3.051	1:15.165
624	7.957	1:16.006
54	8.148	1:15.845
25	15.643	1:17.415
828	18.039	1:16.838
84	24.210	1:19.002
48	24.398	1:18.926
168	24.778	1:18.728
166	26.512	1:19.718
32	32.168	1:18.875
63	33.535	1:21.734
36	37.811	1:22.159
333	39.286	1:22.097
123	40.407	1:22.364
455	40.728	1:21.555
49	40.869	1:22.579
72	41.102	1:22.296
62	41.612	1:20.709
80	43.665	1:21.403
192	45.713	1:22.682
23	49.366	1:23.522
234	49.537	1:23.490
29	55.289	1:24.910
919	55.678	1:25.722
188	56.612	1:25.343
37	57.201	1:24.657
139	57.410	1:25.513
260	57.493	1:26.784
101	1:02.058	1:25.016

#### LAP 6 @ 15:12:45.116

NO	BEHIND	LAP TIME
961		1:14.653
119	1 Lap	1:29.410
52	5.010	1:16.612
624	9.806	1:16.502
54	9.971	1:16.476
116	1 Lap	1:31.671
94	1 Lap	1:31.146
25	18.845	1:17.855
828	20.707	1:17.321
48	28.523	1:18.778
84	28.589	1:19.032
168	29.027	1:18.902
166	31.657	1:19.798
32	36.357	1:18.842
63	39.982	1:21.100
36	44.950	1:21.792
333	46.397	1:21.764
123	47.343	1:21.589
455	47.554	1:21.479
72	47.858	1:21.409
62	48.514	1:21.555
80	50.537	1:21.525
192	53.911	1:22.851
234	58.087	1:23.203
23	59.125	1:24.412
29	1:04.626	1:23.990
37	1:05.836	1:23.288
188	1:06.240	1:24.281
919	1:06.342	1:25.317
139	1:06.891	1:24.134
260	1:08.457	1:25.617
101	1:12.214	1:24.809
49	1:12.548	1:46.332 P
130	1:13.125	1:24.920

#### LAP 7 @ 15:14:00.307

NO	BEHIND	LAP TIME
961		1:15.191
138	1 Lap	1:27.079
689	1 Lap	1:27.079
52	6.270	1:16.451
193	1 Lap	1:25.130
54	10.994	1:16.214
624	11.149	1:16.534
119	1 Lap	1:28.350
25	21.856	1:18.202
828	23.618	1:18.102
84	32.122	1:18.724
48	32.280	1:18.948
168	32.591	1:18.755
116	1 Lap	1:31.880
94	1 Lap	1:31.341
166	36.458	1:19.992
32	39.069	1:17.903
63	45.951	1:21.160
36	51.132	1:21.373
333	51.322	1:20.116

455	53.209	1:20.846
123	53.720	1:21.568
72	54.635	1:21.968
62	55.156	1:21.833
80	57.643	1:22.297
192	1:01.320	1:22.600
234	1:06.229	1:23.333
23	1:07.197	1:23.263
37	1:13.583	1:22.938
29	1:14.208	1:24.773
188	1:15.166	1:24.117
919	1:15.411	1:24.260

#### LAP 8 @ 15:15:16.095

NO	BEHIND	LAP TIME
961		1:15.788
139	1 Lap	1:24.129
260	1 Lap	1:24.112
101	1 Lap	1:24.618
130	1 Lap	1:25.070
52	7.304	1:16.822
624	12.391	1:17.030
54	12.496	1:17.290
193	1 Lap	1:25.182
138	1 Lap	1:27.782
689	1 Lap	1:27.689
25	24.057	1:17.989
828	24.925	1:17.095
119	1 Lap	1:29.057
84	34.659	1:18.325
48	34.987	1:18.495
168	35.070	1:18.267
166	41.426	1:20.756
32	42.719	1:19.438
116	1 Lap	1:30.540
94	1 Lap	1:30.484
63	51.676	1:21.513
333	57.758	1:22.224
36	58.084	1:22.740
123	58.513	1:20.581
455	58.611	1:21.190
72	59.714	1:20.867
62	1:00.580	1:21.212
80	1:05.973	1:24.118
192	1:08.822	1:23.290
234	1:14.181	1:23.740
23	1:14.583	1:23.174

#### LAP 9 @ 15:16:31.408

NO	BEHIND	LAP TIME
961		1:15.313
37	1 Lap	1:24.156
188	1 Lap	1:23.942
29	1 Lap	1:25.098
919	1 Lap	1:24.229
52	9.937	1:17.946
139	1 Lap	1:25.293
260	1 Lap	1:24.015
54	13.688	1:16.505
624	14.315	1:17.237
101	1 Lap	1:23.822
130	1 Lap	1:24.872
25	26.489	1:17.745
828	27.735	1:18.123

Donington Park National  
Circuit Length = 1.9790 miles  
Start: 15:05 Flag 15:17 End: 15:19

# BMCRC - MRO Championships 2021 - Rnd 5 @ Donington National

## BMCRC Thunderbike Sport & Rookie Minitwins

### RACE 17 - LAP CHART

193	1 Lap	1:27.069
138	1 Lap	1:26.998
689	1 Lap	1:27.686
84	38.832	1:19.486
48	39.050	1:19.376
168	39.301	1:19.544
119	1 Lap	1:27.843
32	45.609	1:18.203
166	46.544	1:20.431
63	57.579	1:21.216
94	1 Lap	1:29.973
36	1:04.346	1:21.575
116	1 Lap	1:32.417
123	1:04.936	1:21.736
455	1:04.962	1:21.664
333	1:05.447	1:23.002
72	1:05.944	1:21.543
62	1:06.041	1:20.774
80	1:14.428	1:23.768

<b>LAP 10 @ 15:17:47.903</b>
------------------------------

NO	BEHIND	LAP TIME
----	--------	----------

961		1:16.495
192	1 Lap	1:23.180
234	1 Lap	1:22.038
23	1 Lap	1:23.354
52	11.609	1:18.167
54	14.098	1:16.905
624	14.706	1:16.886
37	1 Lap	1:24.669
188	1 Lap	1:26.019
919	1 Lap	1:25.808
29	1 Lap	1:26.175
260	1 Lap	1:25.345
101	1 Lap	1:24.450
130	1 Lap	1:25.430
25	27.535	1:17.541
828	29.313	1:18.073
138	1 Lap	1:26.183
193	1 Lap	1:27.387
689	1 Lap	1:26.042
84	40.964	1:18.627
48	41.195	1:18.640
168	41.803	1:18.997
139	1 Lap	1:52.747
32	47.790	1:18.676
166	50.091	1:20.042
119	1 Lap	1:28.286
63	1:02.701	1:21.617
36	1:08.894	1:21.043
123	1:08.999	1:20.558
455	1:10.418	1:21.951
333	1:10.563	1:21.611
62	1:11.375	1:21.829
72	1:11.653	1:22.204
94	1 Lap	1:29.778
116	1 Lap	1:29.963
80	1:23.163	1:25.230

Weather / Track : Sunny / Dry

# BMCRC - MRO Championships 2021 - Rnd 5 @ Donington National

## BMCRC Thunderbike Sport & Rookie Minitwins

### RACE 17 - SECTOR ANALYSIS



SECTOR 1 = FL to I1, SECTOR 2 = I1 to FL, DIFF = Difference To Personal Best Lap, P = Crossed Finish Line in Pit Lane, D = Time Disallowed

P1 961		Jack SIM		Yamaha R6 - Platform Lift Engineers Ltd		
IDEAL LAP TIME : 1:14.093		BEST LAP TIME : 1:14.290		DIFFERENCE : 0.197		
LAP	SECTOR 1	SECTOR 2	LAP TIME	MPH	DIFF	TIME OF DAY
1 -		26.121	1:18.133	91.18	3.843	15:06:32.570
2 -	48.532	<b>25.916</b>	1:14.448 (2)	95.69	0.158	15:07:47.018
3 -	<b>48.177</b>	26.470	1:14.647	95.44	0.357	15:09:01.665
4 -	48.341	25.949	<b>1:14.290 (1)</b>	<b>95.90</b>		<b>15:10:15.955</b>
5 -	48.330	26.178	1:14.508 (3)	95.62	0.218	15:11:30.463
6 -	48.457	26.196	1:14.653	95.43	0.363	15:12:45.116
7 -	49.123	26.068	1:15.191	94.75	0.901	15:14:00.307
8 -	49.227	26.561	1:15.788	94.00	1.498	15:15:16.095
9 -	49.045	26.268	1:15.313	94.60	1.023	15:16:31.408
10 -	49.819	26.676	1:16.495	93.13	2.205	15:17:47.903

P2 52		Elliot FRICKER		Honda CBR600 - Petwise.org, S&S, Ride in Bike Tyres		
IDEAL LAP TIME : 1:14.727		BEST LAP TIME : 1:14.800		DIFFERENCE : 0.073		
LAP	SECTOR 1	SECTOR 2	LAP TIME	MPH	DIFF	TIME OF DAY
1 -		26.293	1:18.579	90.66	3.779	15:06:33.016
2 -	48.787	<b>26.191</b>	1:14.978 (2)	95.02	0.178	15:07:47.994
3 -	49.091	26.464	1:15.555	94.29	0.755	15:09:03.549
4 -	<b>48.536</b>	26.264	<b>1:14.800 (1)</b>	<b>95.24</b>		<b>15:10:18.349</b>
5 -	48.802	26.363	1:15.165 (3)	94.78	0.365	15:11:33.514
6 -	50.072	26.540	1:16.612	92.99	1.812	15:12:50.126
7 -	49.312	27.139	1:16.451	93.19	1.651	15:14:06.577
8 -	49.814	27.008	1:16.822	92.74	2.022	15:15:23.399
9 -	50.529	27.417	1:17.946	91.40	3.146	15:16:41.345
10 -	51.262	26.905	1:18.167	91.14	3.367	15:17:59.512

P3 54		Adam JAMISON		Yamaha R6 - Team AJR		
IDEAL LAP TIME : 1:15.531		BEST LAP TIME : 1:15.647		DIFFERENCE : 0.116		
LAP	SECTOR 1	SECTOR 2	LAP TIME	MPH	DIFF	TIME OF DAY
1 -		27.039	1:20.606	88.38	4.959	15:06:35.043
2 -	49.229	<b>26.418</b>	<b>1:15.647 (1)</b>	<b>94.18</b>		<b>15:07:50.690</b>
3 -	49.321	26.871	1:16.192	93.50	0.545	15:09:06.882
4 -	49.344	26.540	1:15.884 (3)	93.88	0.237	15:10:22.766
5 -	<b>49.113</b>	26.732	1:15.845 (2)	93.93	0.198	15:11:38.611
6 -	50.041	26.435	1:16.476	93.16	0.829	15:12:55.087
7 -	49.757	26.457	1:16.214	93.48	0.567	15:14:11.301
8 -	50.399	26.891	1:17.290	92.18	1.643	15:15:28.591
9 -	49.382	27.123	1:16.505	93.12	0.858	15:16:45.096
10 -	49.868	27.037	1:16.905	92.64	1.258	15:18:02.001

P4 624		Matthew FEDRICK		Yamaha R6 - Matthew Fedrick farriers ltd/ Palmer Race Skool		
IDEAL LAP TIME : 1:15.640		BEST LAP TIME : 1:15.776		DIFFERENCE : 0.136		
LAP	SECTOR 1	SECTOR 2	LAP TIME	MPH	DIFF	TIME OF DAY
1 -		26.972	1:19.784	89.29	4.008	15:06:34.221
2 -	49.541	26.818	1:16.359	93.30	0.583	15:07:50.580
3 -	49.192	<b>26.584</b>	<b>1:15.776 (1)</b>	<b>94.02</b>		<b>15:09:06.356</b>
4 -	<b>49.056</b>	27.002	1:16.058 (3)	93.67	0.282	15:10:22.414
5 -	49.332	26.674	1:16.006 (2)	93.73	0.230	15:11:38.420
6 -	49.561	26.941	1:16.502	93.13	0.726	15:12:54.922
7 -	49.701	26.833	1:16.534	93.09	0.758	15:14:11.456
8 -	50.068	26.962	1:17.030	92.49	1.254	15:15:28.486
9 -	49.879	27.358	1:17.237	92.24	1.461	15:16:45.723
10 -	49.786	27.100	1:16.886	92.66	1.110	15:18:02.609

Weather / Track : Sunny / Dry

Donington Park National  
Circuit Length = 1.9790 miles  
Start: 15:05 Flag 15:17 End: 15:19

# BMCRC - MRO Championships 2021 - Rnd 5 @ Donington National

## BMCRC Thunderbike Sport & Rookie Minitwins

### RACE 17 - SECTOR ANALYSIS



SECTOR 1 = FL to I1, SECTOR 2 = I1 to FL, DIFF = Difference To Personal Best Lap, P = Crossed Finish Line in Pit Lane, D = Time Disallowed

<b>P5 25</b>		<b>Harrison DAY</b>		Honda CBR 600 -		
IDEAL LAP TIME : 1:17.147		BEST LAP TIME : 1:17.319		DIFFERENCE : 0.172		
LAP	SECTOR 1	SECTOR 2	LAP TIME	MPH	DIFF	TIME OF DAY
1 -		26.855	1:20.956	88.00	3.637	15:06:35.393
2 -	<b>50.325</b>	26.994	<b>1:17.319 (1)</b>	<b>92.14</b>		<b>15:07:52.712</b>
3 -	50.844	27.099	1:17.943	91.40	0.624	15:09:10.655
4 -	51.061	26.975	1:18.036	91.29	0.717	15:10:28.691
5 -	50.593	<b>26.822</b>	1:17.415 (2)	92.03	0.096	15:11:46.106
6 -	50.748	27.107	1:17.855	91.51	0.536	15:13:03.961
7 -	50.856	27.346	1:18.202	91.10	0.883	15:14:22.163
8 -	50.660	27.329	1:17.989	91.35	0.670	15:15:40.152
9 -	50.583	27.162	1:17.745	91.64	0.426	15:16:57.897
10 -	50.668	26.873	1:17.541 (3)	91.88	0.222	15:18:15.438

<b>P6 828</b>		<b>David SPENCER</b>		Suzuki GSXR 600 -		
IDEAL LAP TIME : 1:16.838		BEST LAP TIME : 1:16.838		DIFFERENCE : 0.000		
LAP	SECTOR 1	SECTOR 2	LAP TIME	MPH	DIFF	TIME OF DAY
1 -		27.508	1:23.190	85.64	6.352	15:06:37.627
2 -	51.616	27.511	1:19.127	90.04	2.289	15:07:56.754
3 -	50.276	27.166	1:17.442	91.99	0.604	15:09:14.196
4 -	50.390	27.078	1:17.468	91.96	0.630	15:10:31.664
5 -	<b>49.922</b>	<b>26.916</b>	<b>1:16.838 (1)</b>	<b>92.72</b>		<b>15:11:48.502</b>
6 -	50.210	27.111	1:17.321 (3)	92.14	0.483	15:13:05.823
7 -	50.845	27.257	1:18.102	91.22	1.264	15:14:23.925
8 -	50.156	26.939	1:17.095 (2)	92.41	0.257	15:15:41.020
9 -	50.203	27.920	1:18.123	91.19	1.285	15:16:59.143
10 -	50.918	27.155	1:18.073	91.25	1.235	15:18:17.216

<b>P7 84</b>		<b>Ricardo BRANCO</b>		Yamaha R6 - IMP Racing		
IDEAL LAP TIME : 1:18.091		BEST LAP TIME : 1:18.325		DIFFERENCE : 0.234		
LAP	SECTOR 1	SECTOR 2	LAP TIME	MPH	DIFF	TIME OF DAY
1 -		27.796	1:22.953	85.88	4.628	15:06:37.390
2 -	51.123	28.073	1:19.196	89.96	0.871	15:07:56.586
3 -	51.566	28.047	1:19.613	89.49	1.288	15:09:16.199
4 -	51.771	27.701	1:19.472	89.64	1.147	15:10:35.671
5 -	51.328	<b>27.674</b>	1:19.002	90.18	0.677	15:11:54.673
6 -	51.078	27.954	1:19.032	90.14	0.707	15:13:13.705
7 -	51.026	27.698	1:18.724 (3)	90.50	0.399	15:14:32.429
8 -	<b>50.417</b>	27.908	<b>1:18.325 (1)</b>	<b>90.96</b>		<b>15:15:50.754</b>
9 -	51.695	27.791	1:19.486	89.63	1.161	15:17:10.240
10 -	50.529	28.098	1:18.627 (2)	90.61	0.302	15:18:28.867

<b>P8 48</b>		<b>Shaun WALLIS</b>		Yamaha R6 - MBC Despatch Racing		
IDEAL LAP TIME : 1:18.113		BEST LAP TIME : 1:18.495		DIFFERENCE : 0.382		
LAP	SECTOR 1	SECTOR 2	LAP TIME	MPH	DIFF	TIME OF DAY
1 -		27.602	1:22.935	85.90	4.440	15:06:37.372
2 -	52.058	27.645	1:19.703	89.38	1.208	15:07:57.075
3 -	51.335	27.967	1:19.302	89.84	0.807	15:09:16.377
4 -	51.960	27.598	1:19.558	89.55	1.063	15:10:35.935
5 -	51.499	<b>27.427</b>	1:18.926	90.26	0.431	15:11:54.861
6 -	51.124	27.654	1:18.778 (3)	90.43	0.283	15:13:13.639
7 -	51.337	27.611	1:18.948	90.24	0.453	15:14:32.587
8 -	<b>50.686</b>	27.809	<b>1:18.495 (1)</b>	<b>90.76</b>		<b>15:15:51.082</b>
9 -	51.487	27.889	1:19.376	89.75	0.881	15:17:10.458
10 -	50.909	27.731	1:18.640 (2)	90.59	0.145	15:18:29.098

Weather / Track : Sunny / Dry

Donington Park National  
Circuit Length = 1.9790 miles  
Start: 15:05 Flag 15:17 End: 15:19

# BMCRC - MRO Championships 2021 - Rnd 5 @ Donington National

## BMCRC Thunderbike Sport & Rookie Minitwins

### RACE 17 - SECTOR ANALYSIS



SECTOR 1 = FL to I1, SECTOR 2 = I1 to FL, DIFF = Difference To Personal Best Lap, P = Crossed Finish Line in Pit Lane, D = Time Disallowed

P9 168 R		Aaron DALRYMPLE		Suzuki GSXR 600 -			
IDEAL LAP TIME : 1:18.111		BEST LAP TIME : 1:18.267		DIFFERENCE : 0.156			
LAP	SECTOR 1	SECTOR 2	LAP TIME	MPH	DIFF	TIME OF DAY	
1 -		27.613	1:23.906	84.91	5.639	15:06:38.343	
2 -	51.391	27.723	1:19.114	90.05	0.847	15:07:57.457	
3 -	51.347	27.933	1:19.280	89.86	1.013	15:09:16.737	
4 -	51.904	27.872	1:19.776	89.30	1.509	15:10:36.513	
5 -	51.373	<b>27.355</b>	1:18.728 (2)	90.49	0.461	15:11:55.241	
6 -	51.004	27.898	1:18.902	90.29	0.635	15:13:14.143	
7 -	51.159	27.596	1:18.755 (3)	90.46	0.488	15:14:32.898	
8 -	<b>50.756</b>	27.511	<b>1:18.267 (1)</b>	<b>91.02</b>		<b>15:15:51.165</b>	
9 -	52.067	27.477	1:19.544	89.56	1.277	15:17:10.709	
10 -	51.034	27.963	1:18.997	90.18	0.730	15:18:29.706	

P10 32 R		Jack WILLIAMS		Honda CBR600 -			
IDEAL LAP TIME : 1:17.903		BEST LAP TIME : 1:17.903		DIFFERENCE : 0.000			
LAP	SECTOR 1	SECTOR 2	LAP TIME	MPH	DIFF	TIME OF DAY	
1 -		29.939	1:30.354	78.85	12.451	15:06:44.791	
2 -	53.212	27.559	1:20.771	88.20	2.868	15:08:05.562	
3 -	51.426	27.734	1:19.160	90.00	1.257	15:09:24.722	
4 -	51.601	27.433	1:19.034	90.14	1.131	15:10:43.756	
5 -	51.377	27.498	1:18.875	90.32	0.972	15:12:02.631	
6 -	51.343	27.499	1:18.842	90.36	0.939	15:13:21.473	
7 -	<b>50.859</b>	<b>27.044</b>	<b>1:17.903 (1)</b>	<b>91.45</b>		<b>15:14:39.376</b>	
8 -	52.063	27.375	1:19.438	89.68	1.535	15:15:58.814	
9 -	51.050	27.153	1:18.203 (2)	91.10	0.300	15:17:17.017	
10 -	50.993	27.683	1:18.676 (3)	90.55	0.773	15:18:35.693	

P11 166 RMT		Nicholas BAKER		Suzuki SV650 - K66			
IDEAL LAP TIME : 1:18.974		BEST LAP TIME : 1:18.974		DIFFERENCE : 0.000			
LAP	SECTOR 1	SECTOR 2	LAP TIME	MPH	DIFF	TIME OF DAY	
1 -		27.872	1:24.392	84.42	5.418	15:06:38.829	
2 -	<b>51.193</b>	<b>27.781</b>	<b>1:18.974 (1)</b>	<b>90.21</b>		<b>15:07:57.803</b>	
3 -	51.383	28.324	1:19.707 (2)	89.38	0.733	15:09:17.510	
4 -	51.510	28.237	1:19.747	89.34	0.773	15:10:37.257	
5 -	51.608	28.110	1:19.718 (3)	89.37	0.744	15:11:56.975	
6 -	51.488	28.310	1:19.798	89.28	0.824	15:13:16.773	
7 -	51.970	28.022	1:19.992	89.06	1.018	15:14:36.765	
8 -	52.264	28.492	1:20.756	88.22	1.782	15:15:57.521	
9 -	51.895	28.536	1:20.431	88.58	1.457	15:17:17.952	
10 -	51.801	28.241	1:20.042	89.01	1.068	15:18:37.994	

P12 63 RMT		Stephen PERFITT		Suzuki SV650 - PKP Services Ltd			
IDEAL LAP TIME : 1:19.915		BEST LAP TIME : 1:19.915		DIFFERENCE : 0.000			
LAP	SECTOR 1	SECTOR 2	LAP TIME	MPH	DIFF	TIME OF DAY	
1 -		28.249	1:25.008	83.81	5.093	15:06:39.445	
2 -	<b>51.913</b>	<b>28.002</b>	<b>1:19.915 (1)</b>	<b>89.15</b>		<b>15:07:59.360</b>	
3 -	52.346	28.908	1:21.254	87.68	1.339	15:09:20.614	
4 -	53.143	28.507	1:21.650	87.25	1.735	15:10:42.264	
5 -	53.133	28.601	1:21.734	87.16	1.819	15:12:03.998	
6 -	52.641	28.459	1:21.100 (2)	87.85	1.185	15:13:25.098	
7 -	52.719	28.441	1:21.160 (3)	87.78	1.245	15:14:46.258	
8 -	52.982	28.531	1:21.513	87.40	1.598	15:16:07.771	
9 -	52.604	28.612	1:21.216	87.72	1.301	15:17:28.987	
10 -	52.802	28.815	1:21.617	87.29	1.702	15:18:50.604	

Weather / Track : Sunny / Dry

Donington Park National  
Circuit Length = 1.9790 miles  
Start: 15:05 Flag 15:17 End: 15:19



# BMCRC - MRO Championships 2021 - Rnd 5 @ Donington National

## BMCRC Thunderbike Sport & Rookie Minitwins

### RACE 17 - SECTOR ANALYSIS



SECTOR 1 = FL to I1, SECTOR 2 = I1 to FL, DIFF = Difference To Personal Best Lap, P = Crossed Finish Line in Pit Lane, D = Time Disallowed

P13 36 RMT		Shaun O'REILLY		Suzuki SV650 - Muzzi Moto Racing		
IDEAL LAP TIME : 1:21.043		BEST LAP TIME : 1:21.043		DIFFERENCE : 0.000		
LAP	SECTOR 1	SECTOR 2	LAP TIME	MPH	DIFF	TIME OF DAY
1 -		28.606	1:26.353	82.50	5.310	15:06:40.790
2 -	53.097	28.759	1:21.856	87.03	0.813	15:08:02.646
3 -	53.347	28.758	1:22.105	86.77	1.062	15:09:24.751
4 -	52.891	28.473	1:21.364 (2)	87.56	0.321	15:10:46.115
5 -	53.509	28.650	1:22.159	86.71	1.116	15:12:08.274
6 -	53.119	28.673	1:21.792	87.10	0.749	15:13:30.066
7 -	52.798	28.575	1:21.373 (3)	87.55	0.330	15:14:51.439
8 -	53.391	29.349	1:22.740	86.10	1.697	15:16:14.179
9 -	52.969	28.606	1:21.575	87.33	0.532	15:17:35.754
10 -	52.666	28.377	1:21.043 (1)	87.91		15:18:56.797

P14 123 RMT		Adam FORSYTH		Suzuki SV650 - Rock Oil		
IDEAL LAP TIME : 1:20.239		BEST LAP TIME : 1:20.558		DIFFERENCE : 0.319		
LAP	SECTOR 1	SECTOR 2	LAP TIME	MPH	DIFF	TIME OF DAY
1 -		29.297	1:28.737	80.28	8.179	15:06:43.174
2 -	53.374	28.263	1:21.637	87.27	1.079	15:08:04.811
3 -	52.996	28.190	1:21.186 (3)	87.75	0.628	15:09:25.997
4 -	52.856	29.653	1:22.509	86.34	1.951	15:10:48.506
5 -	53.589	28.775	1:22.364	86.50	1.806	15:12:10.870
6 -	53.207	28.382	1:21.589	87.32	1.031	15:13:32.459
7 -	53.584	27.984	1:21.568	87.34	1.010	15:14:54.027
8 -	52.255	28.326	1:20.581 (2)	88.41	0.023	15:16:14.608
9 -	53.395	28.341	1:21.736	87.16	1.178	15:17:36.344
10 -	52.480	28.078	1:20.558 (1)	88.44		15:18:56.902

P15 455 RMT		Tyler DONOVAN		Suzuki SV650 -		
IDEAL LAP TIME : 1:20.583		BEST LAP TIME : 1:20.682		DIFFERENCE : 0.099		
LAP	SECTOR 1	SECTOR 2	LAP TIME	MPH	DIFF	TIME OF DAY
1 -		30.078	1:29.781	79.35	9.099	15:06:44.218
2 -	54.317	28.834	1:23.151	85.68	2.469	15:08:07.369
3 -	52.933	28.652	1:21.585	87.32	0.903	15:09:28.954
4 -	52.358	28.324	1:20.682 (1)	88.30		15:10:49.636
5 -	53.011	28.544	1:21.555	87.35	0.873	15:12:11.191
6 -	53.254	28.225	1:21.479	87.44	0.797	15:13:32.670
7 -	52.404	28.442	1:20.846 (2)	88.12	0.164	15:14:53.516
8 -	52.555	28.635	1:21.190 (3)	87.75	0.508	15:16:14.706
9 -	53.060	28.604	1:21.664	87.24	0.982	15:17:36.370
10 -	53.550	28.401	1:21.951	86.93	1.269	15:18:58.321

P16 333 R		Mark STUBBERFIELD		Yamaha R6 - Polished concrete London		
IDEAL LAP TIME : 1:20.116		BEST LAP TIME : 1:20.116		DIFFERENCE : 0.000		
LAP	SECTOR 1	SECTOR 2	LAP TIME	MPH	DIFF	TIME OF DAY
1 -		29.525	1:28.382	80.61	8.266	15:06:42.819
2 -	54.153	28.465	1:22.618	86.23	2.502	15:08:05.437
3 -	52.758	28.094	1:20.852 (2)	88.11	0.736	15:09:26.289
4 -	52.959	28.404	1:21.363 (3)	87.56	1.247	15:10:47.652
5 -	53.304	28.793	1:22.097	86.78	1.981	15:12:09.749
6 -	53.152	28.612	1:21.764	87.13	1.648	15:13:31.513
7 -	52.387	27.729	1:20.116 (1)	88.92		15:14:51.629
8 -	53.702	28.522	1:22.224	86.64	2.108	15:16:13.853
9 -	54.524	28.478	1:23.002	85.83	2.886	15:17:36.855
10 -	53.067	28.544	1:21.611	87.30	1.495	15:18:58.466

Weather / Track : Sunny / Dry

Donington Park National  
Circuit Length = 1.9790 miles  
Start: 15:05 Flag 15:17 End: 15:19

# BMCRC - MRO Championships 2021 - Rnd 5 @ Donington National

## BMCRC Thunderbike Sport & Rookie Minitwins

### RACE 17 - SECTOR ANALYSIS



SECTOR 1 = FL to I1, SECTOR 2 = I1 to FL, DIFF = Difference To Personal Best Lap, P = Crossed Finish Line in Pit Lane, D = Time Disallowed

P17 62 RMT James KING			Suzuki SV650 - King and Drury construction			
IDEAL LAP TIME : 1:20.709		BEST LAP TIME : 1:20.709		DIFFERENCE : 0.000		
LAP	SECTOR 1	SECTOR 2	LAP TIME	MPH	DIFF	TIME OF DAY
1 -		29.753	1:29.986	79.17	9.277	15:06:44.423
2 -	54.642	28.991	1:23.633	85.18	2.924	15:08:08.056
3 -	53.322	28.676	1:21.998	86.88	1.289	15:09:30.054
4 -	52.768	28.544	1:21.312	87.62	0.603	15:10:51.366
5 -	<b>52.436</b>	<b>28.273</b>	<b>1:20.709 (1)</b>	<b>88.27</b>		<b>15:12:12.075</b>
6 -	53.050	28.505	1:21.555	87.35	0.846	15:13:33.630
7 -	52.668	29.165	1:21.833	87.06	1.124	15:14:55.463
8 -	52.615	28.597	1:21.212 (3)	87.72	0.503	15:16:16.675
9 -	52.455	28.319	1:20.774 (2)	88.20	0.065	15:17:37.449
10 -	53.475	28.354	1:21.829	87.06	1.120	15:18:59.278

P18 72 RMT Mark GILLAM			Suzuki SV650 - No More Straps Ltd			
IDEAL LAP TIME : 1:20.670		BEST LAP TIME : 1:20.867		DIFFERENCE : 0.197		
LAP	SECTOR 1	SECTOR 2	LAP TIME	MPH	DIFF	TIME OF DAY
1 -		30.018	1:29.388	79.70	8.521	15:06:43.825
2 -	53.830	28.596	1:22.426	86.43	1.559	15:08:06.251
3 -	52.753	28.332	1:21.085 (2)	87.86	0.218	15:09:27.336
4 -	53.270	28.663	1:21.933	86.95	1.066	15:10:49.269
5 -	53.749	28.547	1:22.296	86.57	1.429	15:12:11.565
6 -	53.208	<b>28.201</b>	1:21.409 (3)	87.51	0.542	15:13:32.974
7 -	53.273	28.695	1:21.968	86.91	1.101	15:14:54.942
8 -	<b>52.469</b>	28.398	<b>1:20.867 (1)</b>	<b>88.10</b>		<b>15:16:15.809</b>
9 -	52.673	28.870	1:21.543	87.37	0.676	15:17:37.352
10 -	53.994	28.210	1:22.204	86.67	1.337	15:18:59.556

P19 80 R Stephen LANE			Kawasaki ZX6R -			
IDEAL LAP TIME : 1:20.963		BEST LAP TIME : 1:21.403		DIFFERENCE : 0.440		
LAP	SECTOR 1	SECTOR 2	LAP TIME	MPH	DIFF	TIME OF DAY
1 -		28.991	1:29.893	79.25	8.490	15:06:44.330
2 -	55.152	<b>28.264</b>	1:23.416	85.41	2.013	15:08:07.746
3 -	54.738	28.326	1:23.064	85.77	1.661	15:09:30.810
4 -	53.549	28.366	1:21.915 (3)	86.97	0.512	15:10:52.725
5 -	53.063	28.340	<b>1:21.403 (1)</b>	<b>87.52</b>		<b>15:12:14.128</b>
6 -	<b>52.699</b>	28.826	1:21.525 (2)	87.39	0.122	15:13:35.653
7 -	53.608	28.689	1:22.297	86.57	0.894	15:14:57.950
8 -	54.518	29.600	1:24.118	84.69	2.715	15:16:22.068
9 -	54.577	29.191	1:23.768	85.05	2.365	15:17:45.836
10 -	56.011	29.219	1:25.230	83.59	3.827	15:19:11.066

P20 192 RMT Richard MOFFA			Suzuki SV650 -			
IDEAL LAP TIME : 1:22.077		BEST LAP TIME : 1:22.092		DIFFERENCE : 0.015		
LAP	SECTOR 1	SECTOR 2	LAP TIME	MPH	DIFF	TIME OF DAY
1 -		31.133	1:30.072	79.09	7.980	15:06:44.509
2 -	55.902	28.832	1:24.734	84.08	2.642	15:08:09.243
3 -	<b>53.378</b>	28.781	1:22.159 (2)	86.71	0.067	15:09:31.402
4 -	53.393	<b>28.699</b>	<b>1:22.092 (1)</b>	<b>86.78</b>		<b>15:10:53.494</b>
5 -	53.754	28.928	1:22.682	86.16	0.590	15:12:16.176
6 -	53.698	29.153	1:22.851	85.99	0.759	15:13:39.027
7 -	53.869	28.731	1:22.600 (3)	86.25	0.508	15:15:01.627
8 -	53.929	29.361	1:23.290	85.54	1.198	15:16:24.917
9 -	53.788	29.392	1:23.180	85.65	1.088	15:17:48.097

Weather / Track : Sunny / Dry

Donington Park National  
Circuit Length = 1.9790 miles  
Start: 15:05 Flag 15:17 End: 15:19

# BMCRC - MRO Championships 2021 - Rnd 5 @ Donington National

## BMCRC Thunderbike Sport & Rookie Minitwins

### RACE 17 - SECTOR ANALYSIS



SECTOR 1 = FL to I1, SECTOR 2 = I1 to FL, DIFF = Difference To Personal Best Lap, P = Crossed Finish Line in Pit Lane, D = Time Disallowed

P21 234 RMT		Andy FLUX		Suzuki SV650 - Mach 1 Automotive LTD / Goodwin Pest Manag			
IDEAL LAP TIME : 1:22.038		BEST LAP TIME : 1:22.038		DIFFERENCE : 0.000			
LAP	SECTOR 1	SECTOR 2	LAP TIME	MPH	DIFF	TIME OF DAY	
1 -		29.262	1:30.908	78.37	8.870	15:06:45.345	
2 -	55.326	29.039	1:24.365	84.45	2.327	15:08:09.710	
3 -	53.813	29.417	1:23.230 (3)	85.60	1.192	15:09:32.940	
4 -	54.630	28.940	1:23.570	85.25	1.532	15:10:56.510	
5 -	54.365	29.125	1:23.490	85.33	1.452	15:12:20.000	
6 -	53.615	29.588	1:23.203 (2)	85.62	1.165	15:13:43.203	
7 -	53.672	29.661	1:23.333	85.49	1.295	15:15:06.536	
8 -	54.120	29.620	1:23.740	85.08	1.702	15:16:30.276	
9 -	<b>53.162</b>	<b>28.876</b>	<b>1:22.038 (1)</b>	<b>86.84</b>		<b>15:17:52.314</b>	

P22 23		Claire BECKETT		Suzuki SV650 - P Sheils & Sons			
IDEAL LAP TIME : 1:22.665		BEST LAP TIME : 1:23.174		DIFFERENCE : 0.509			
LAP	SECTOR 1	SECTOR 2	LAP TIME	MPH	DIFF	TIME OF DAY	
1 -		29.335	1:30.528	78.70	7.354	15:06:44.965	
2 -	54.904	29.102	1:24.006	84.81	0.832	15:08:08.971	
3 -	54.226	29.495	1:23.721	85.09	0.547	15:09:32.692	
4 -	54.323	29.292	1:23.615	85.20	0.441	15:10:56.307	
5 -	54.245	29.277	1:23.522	85.30	0.348	15:12:19.829	
6 -	54.650	29.762	1:24.412	84.40	1.238	15:13:44.241	
7 -	53.728	29.535	1:23.263 (2)	85.56	0.089	15:15:07.504	
8 -	<b>53.599</b>	29.575	<b>1:23.174 (1)</b>	<b>85.65</b>		<b>15:16:30.678</b>	
9 -	54.288	<b>29.066</b>	1:23.354 (3)	85.47	0.180	15:17:54.032	

P23 37		Ricky WOODS		Suzuki GSXR 600 - KTS Vehicle Repairs			
IDEAL LAP TIME : 1:22.881		BEST LAP TIME : 1:22.938		DIFFERENCE : 0.057			
LAP	SECTOR 1	SECTOR 2	LAP TIME	MPH	DIFF	TIME OF DAY	
1 -		29.986	1:36.274	74.00	13.336	15:06:50.711	
2 -	56.747	29.144	1:25.891	82.94	2.953	15:08:16.602	
3 -	54.274	28.997	1:23.271 (3)	85.55	0.333	15:09:39.873	
4 -	54.357	<b>28.777</b>	1:23.134 (2)	85.70	0.196	15:11:03.007	
5 -	54.698	29.959	1:24.657	84.15	1.719	15:12:27.664	
6 -	54.174	29.114	1:23.288	85.54	0.350	15:13:50.952	
7 -	<b>54.104</b>	28.834	<b>1:22.938 (1)</b>	<b>85.90</b>		<b>15:15:13.890</b>	
8 -	54.411	29.745	1:24.156	84.65	1.218	15:16:38.046	
9 -	55.158	29.511	1:24.669	84.14	1.731	15:18:02.715	

P24 188 RMT		Tim FRAMPTON		Suzuki SV650 - K66			
IDEAL LAP TIME : 1:23.481		BEST LAP TIME : 1:23.942		DIFFERENCE : 0.461			
LAP	SECTOR 1	SECTOR 2	LAP TIME	MPH	DIFF	TIME OF DAY	
1 -		29.863	1:33.617	76.10	9.675	15:06:48.054	
2 -	55.314	29.279	1:24.593	84.22	0.651	15:08:12.647	
3 -	54.882	29.301	1:24.183 (3)	84.63	0.241	15:09:36.830	
4 -	55.420	29.482	1:24.902	83.91	0.960	15:11:01.732	
5 -	55.498	29.845	1:25.343	83.48	1.401	15:12:27.075	
6 -	<b>54.220</b>	30.061	1:24.281	84.53	0.339	15:13:51.356	
7 -	54.836	29.281	1:24.117 (2)	84.69	0.175	15:15:15.473	
8 -	54.681	<b>29.261</b>	<b>1:23.942 (1)</b>	<b>84.87</b>		<b>15:16:39.415</b>	
9 -	55.900	30.119	1:26.019	82.82	2.077	15:18:05.434	

Weather / Track : Sunny / Dry

Donington Park National  
Circuit Length = 1.9790 miles  
Start: 15:05 Flag 15:17 End: 15:19

# BMCRC - MRO Championships 2021 - Rnd 5 @ Donington National

## BMCRC Thunderbike Sport & Rookie Minitwins

### RACE 17 - SECTOR ANALYSIS



SECTOR 1 = FL to I1, SECTOR 2 = I1 to FL, DIFF = Difference To Personal Best Lap, P = Crossed Finish Line in Pit Lane, D = Time Disallowed

P25 919 RMT		Andrew BELLIS		Suzuki SV650 - Cunco Ltd		
IDEAL LAP TIME : 1:23.798		BEST LAP TIME : 1:24.229		DIFFERENCE : 0.431		
LAP	SECTOR 1	SECTOR 2	LAP TIME	MPH	DIFF	TIME OF DAY
1 -		29.192	1:31.372	77.97	7.143	15:06:45.809
2 -	55.538	29.093	1:24.631	84.18	0.402	15:08:10.440
3 -	55.077	29.379	1:24.456 (3)	84.35	0.227	15:09:34.896
4 -	56.029	29.494	1:25.523	83.30	1.294	15:11:00.419
5 -	56.483	29.239	1:25.722	83.11	1.493	15:12:26.141
6 -	<b>54.726</b>	30.591	1:25.317	83.50	1.088	15:13:51.458
7 -	55.110	29.150	1:24.260 (2)	84.55	0.031	15:15:15.718
8 -	55.157	<b>29.072</b>	<b>1:24.229 (1)</b>	<b>84.58</b>		<b>15:16:39.947</b>
9 -	55.556	30.252	1:25.808	83.03	1.579	15:18:05.755

P26 29 RMT		Hayden KILLWORTH		Suzuki SV650 - BK Racing		
IDEAL LAP TIME : 1:23.990		BEST LAP TIME : 1:23.990		DIFFERENCE : 0.000		
LAP	SECTOR 1	SECTOR 2	LAP TIME	MPH	DIFF	TIME OF DAY
1 -		29.331	1:32.668	76.88	8.678	15:06:47.105
2 -	55.233	29.319	1:24.552 (3)	84.26	0.562	15:08:11.657
3 -	54.882	29.347	1:24.229 (2)	84.58	0.239	15:09:35.886
4 -	55.390	29.566	1:24.956	83.86	0.966	15:11:00.842
5 -	55.520	29.390	1:24.910	83.90	0.920	15:12:25.752
6 -	<b>54.716</b>	<b>29.274</b>	<b>1:23.990 (1)</b>	<b>84.82</b>		<b>15:13:49.742</b>
7 -	54.735	30.038	1:24.773	84.04	0.783	15:15:14.515
8 -	55.219	29.879	1:25.098	83.72	1.108	15:16:39.613
9 -	55.504	30.671	1:26.175	82.67	2.185	15:18:05.788

P27 260 R		Greg PYMM		Kawasaki ER6 -		
IDEAL LAP TIME : 1:23.162		BEST LAP TIME : 1:24.015		DIFFERENCE : 0.853		
LAP	SECTOR 1	SECTOR 2	LAP TIME	MPH	DIFF	TIME OF DAY
1 -		29.355	1:31.798	77.61	7.783	15:06:46.235
2 -	55.463	<b>29.178</b>	1:24.641 (3)	84.17	0.626	15:08:10.876
3 -	55.220	29.702	1:24.922	83.89	0.907	15:09:35.798
4 -	55.971	29.403	1:25.374	83.45	1.359	15:11:01.172
5 -	55.845	30.939	1:26.784	82.09	2.769	15:12:27.956
6 -	55.442	30.175	1:25.617	83.21	1.602	15:13:53.573
7 -	54.629	29.483	1:24.112 (2)	84.70	0.097	15:15:17.685
8 -	<b>53.984</b>	30.031	<b>1:24.015 (1)</b>	<b>84.80</b>		<b>15:16:41.700</b>
9 -	55.013	30.332	1:25.345	83.48	1.330	15:18:07.045

P28 101		Glen TRIPP		Honda CBR 600FW - yaki too racing		
IDEAL LAP TIME : 1:23.698		BEST LAP TIME : 1:23.822		DIFFERENCE : 0.124		
LAP	SECTOR 1	SECTOR 2	LAP TIME	MPH	DIFF	TIME OF DAY
1 -		30.138	1:36.195	74.06	12.373	15:06:50.632
2 -	57.204	29.226	1:26.430	82.43	2.608	15:08:17.062
3 -	55.780	<b>28.884</b>	1:24.664	84.15	0.842	15:09:41.726
4 -	56.114	29.665	1:25.779	83.05	1.957	15:11:07.505
5 -	55.665	29.351	1:25.016	83.80	1.194	15:12:32.521
6 -	55.586	29.223	1:24.809	84.00	0.987	15:13:57.330
7 -	55.472	29.146	1:24.618 (3)	84.19	0.796	15:15:21.948
8 -	<b>54.814</b>	29.008	<b>1:23.822 (1)</b>	<b>84.99</b>		<b>15:16:45.770</b>
9 -	55.006	29.444	1:24.450 (2)	84.36	0.628	15:18:10.220

Weather / Track : Sunny / Dry

Donington Park National  
Circuit Length = 1.9790 miles  
Start: 15:05 Flag 15:17 End: 15:19

# BMCRC - MRO Championships 2021 - Rnd 5 @ Donington National

## BMCRC Thunderbike Sport & Rookie Minitwins

### RACE 17 - SECTOR ANALYSIS



SECTOR 1 = FL to I1, SECTOR 2 = I1 to FL, DIFF = Difference To Personal Best Lap, P = Crossed Finish Line in Pit Lane, D = Time Disallowed

P29 130 RMT Vince JONES			Suzuki SV650 -			
IDEAL LAP TIME : 1:24.352		BEST LAP TIME : 1:24.594		DIFFERENCE : 0.242		
LAP	SECTOR 1	SECTOR 2	LAP TIME	MPH	DIFF	TIME OF DAY
1 -		30.924	1:36.155	74.09	11.561	15:06:50.592
2 -	56.504	30.075	1:26.579	82.29	1.985	15:08:17.171
3 -	56.599	30.359	1:26.958	81.93	2.364	15:09:44.129
4 -	55.251	29.347	1:24.598 (2)	84.21	0.004	15:11:08.727
5 -	55.064	29.530	<b>1:24.594 (1)</b>	<b>84.22</b>		<b>15:12:33.321</b>
6 -	55.592	<b>29.328</b>	1:24.920	83.89	0.326	15:13:58.241
7 -	55.450	29.620	1:25.070	83.75	0.476	15:15:23.311
8 -	<b>55.024</b>	29.848	1:24.872 (3)	83.94	0.278	15:16:48.183
9 -	55.700	29.730	1:25.430	83.39	0.836	15:18:13.613

P30 138 RMT Craig JARMIN			Suzuki SV650 - BK Racing			
IDEAL LAP TIME : 1:26.183		BEST LAP TIME : 1:26.183		DIFFERENCE : 0.000		
LAP	SECTOR 1	SECTOR 2	LAP TIME	MPH	DIFF	TIME OF DAY
1 -		30.778	1:35.457	74.63	9.274	15:06:49.894
2 -	56.350	30.224	1:26.574 (3)	82.29	0.391	15:08:16.468
3 -	57.144	30.395	1:27.539	81.38	1.356	15:09:44.007
4 -	56.241	30.281	1:26.522 (2)	82.34	0.339	15:11:10.529
5 -	56.382	30.869	1:27.251	81.65	1.068	15:12:37.780
6 -	56.595	30.484	1:27.079	81.81	0.896	15:14:04.859
7 -	57.210	30.572	1:27.782	81.16	1.599	15:15:32.641
8 -	56.365	30.633	1:26.998	81.89	0.815	15:16:59.639
9 -	<b>55.998</b>	<b>30.185</b>	<b>1:26.183 (1)</b>	<b>82.66</b>		<b>15:18:25.822</b>

P31 193 RMT Tony BOTTO			Suzuki SV650 - TB Motorcycles			
IDEAL LAP TIME : 1:25.074		BEST LAP TIME : 1:25.130		DIFFERENCE : 0.056		
LAP	SECTOR 1	SECTOR 2	LAP TIME	MPH	DIFF	TIME OF DAY
1 -		30.259	1:35.873	74.31	10.743	15:06:50.310
2 -	1:00.443	30.141	1:30.584	78.65	5.454	15:08:20.894
3 -	56.937	29.832	1:26.769 (3)	82.11	1.639	15:09:47.663
4 -	57.213	29.582	1:26.795	82.08	1.665	15:11:14.458
5 -	56.831	30.480	1:27.311	81.60	2.181	15:12:41.769
6 -	<b>55.693</b>	29.437	<b>1:25.130 (1)</b>	<b>83.69</b>		<b>15:14:06.899</b>
7 -	55.801	<b>29.381</b>	1:25.182 (2)	83.64	0.052	15:15:32.081
8 -	56.611	30.458	1:27.069	81.82	1.939	15:16:59.150
9 -	56.197	31.190	1:27.387	81.52	2.257	15:18:26.537

P32 689 David TREVEIL			Yamaha YZF-R6 -			
IDEAL LAP TIME : 1:25.033		BEST LAP TIME : 1:26.042		DIFFERENCE : 1.009		
LAP	SECTOR 1	SECTOR 2	LAP TIME	MPH	DIFF	TIME OF DAY
1 -		31.209	1:37.978	72.71	11.936	15:06:52.415
2 -	57.250	30.106	1:27.356	81.55	1.314	15:08:19.771
3 -	56.338	<b>29.990</b>	1:26.328 (3)	82.52	0.286	15:09:46.099
4 -	56.055	30.068	1:26.123 (2)	82.72	0.081	15:11:12.222
5 -	55.646	30.782	1:26.428	82.43	0.386	15:12:38.650
6 -	56.298	30.781	1:27.079	81.81	1.037	15:14:05.729
7 -	56.554	31.135	1:27.689	81.24	1.647	15:15:33.418
8 -	55.854	31.832	1:27.686	81.25	1.644	15:17:01.104
9 -	<b>55.043</b>	30.999	<b>1:26.042 (1)</b>	<b>82.80</b>		<b>15:18:27.146</b>

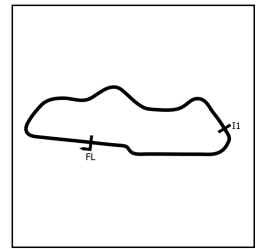
Weather / Track : Sunny / Dry

Donington Park National  
Circuit Length = 1.9790 miles  
Start: 15:05 Flag 15:17 End: 15:19

# BMCRC - MRO Championships 2021 - Rnd 5 @ Donington National

## BMCRC Thunderbike Sport & Rookie Minitwins

### RACE 17 - SECTOR ANALYSIS



SECTOR 1 = FL to I1, SECTOR 2 = I1 to FL, DIFF = Difference To Personal Best Lap, P = Crossed Finish Line in Pit Lane, D = Time Disallowed

P33 139 R Rob MARLEY			Honda CBR600F3 - PearTree Racing			
IDEAL LAP TIME : 1:23.693		BEST LAP TIME : 1:23.801		DIFFERENCE : 0.108		
LAP	SECTOR 1	SECTOR 2	LAP TIME	MPH	DIFF	TIME OF DAY
1 -		30.281	1:35.163	74.86	11.362	15:06:49.600
2 -	55.455	29.345	1:24.800	84.01	0.999	15:08:14.400
3 -	54.972	29.187	1:24.159	84.65	0.358	15:09:38.559
4 -	54.944	<b>28.857</b>	<b>1:23.801 (1)</b>	<b>85.01</b>		<b>15:11:02.360</b>
5 -	55.923	29.590	1:25.513	83.31	1.712	15:12:27.873
6 -	<b>54.836</b>	29.298	1:24.134 (3)	84.68	0.333	15:13:52.007
7 -	55.242	28.887	1:24.129 (2)	84.68	0.328	15:15:16.136
8 -	55.319	29.974	1:25.293	83.53	1.492	15:16:41.429
9 -	1:12.310	40.437	1:52.747	63.19	28.946	15:18:34.176

P34 119 RMT Philip JOYCE			Suzuki SV650 -			
IDEAL LAP TIME : 1:27.695		BEST LAP TIME : 1:27.843		DIFFERENCE : 0.148		
LAP	SECTOR 1	SECTOR 2	LAP TIME	MPH	DIFF	TIME OF DAY
1 -		31.594	1:38.682	72.19	10.839	15:06:53.119
2 -	58.079	<b>30.447</b>	1:28.526	80.48	0.683	15:08:21.645
3 -	58.060	30.863	1:28.923	80.12	1.080	15:09:50.568
4 -	58.555	31.033	1:29.588	79.52	1.745	15:11:20.156
5 -	58.696	30.714	1:29.410	79.68	1.567	15:12:49.566
6 -	57.743	30.607	1:28.350 (3)	80.64	0.507	15:14:17.916
7 -	58.354	30.703	1:29.057	80.00	1.214	15:15:46.973
8 -	<b>57.248</b>	30.595	<b>1:27.843 (1)</b>	<b>81.10</b>		<b>15:17:14.816</b>
9 -	57.651	30.635	1:28.286 (2)	80.69	0.443	15:18:43.102

P35 94 RMT Rebecca HOUGHTON			Suzuki SV650 -			
IDEAL LAP TIME : 1:29.203		BEST LAP TIME : 1:29.778		DIFFERENCE : 0.575		
LAP	SECTOR 1	SECTOR 2	LAP TIME	MPH	DIFF	TIME OF DAY
1 -		32.806	1:41.579	70.13	11.801	15:06:56.016
2 -	1:00.679	32.352	1:33.031	76.58	3.253	15:08:29.047
3 -	1:00.618	31.921	1:32.539	76.99	2.761	15:10:01.586
4 -	59.979	<b>31.150</b>	1:31.129	78.18	1.351	15:11:32.715
5 -	59.341	31.805	1:31.146	78.16	1.368	15:13:03.861
6 -	59.447	31.894	1:31.341	78.00	1.563	15:14:35.202
7 -	58.963	31.521	1:30.484 (3)	78.73	0.706	15:16:05.686
8 -	<b>58.053</b>	31.920	1:29.973 (2)	79.18	0.195	15:17:35.659
9 -	58.243	31.535	<b>1:29.778 (1)</b>	<b>79.35</b>		<b>15:19:05.437</b>

P36 116 RMT Gareth FAITH			Suzuki SV650 - Sitramoto			
IDEAL LAP TIME : 1:29.846		BEST LAP TIME : 1:29.963		DIFFERENCE : 0.117		
LAP	SECTOR 1	SECTOR 2	LAP TIME	MPH	DIFF	TIME OF DAY
1 -		31.835	1:39.793	71.39	9.830	15:06:54.230
2 -	59.764	32.095	1:31.859	77.56	1.896	15:08:26.089
3 -	1:00.313	31.966	1:32.279	77.20	2.316	15:09:58.368
4 -	59.669	31.417	1:31.086 (3)	78.21	1.123	15:11:29.454
5 -	59.847	31.824	1:31.671	77.71	1.708	15:13:01.125
6 -	1:00.044	31.836	1:31.880	77.54	1.917	15:14:33.005
7 -	<b>59.318</b>	31.222	1:30.540 (2)	78.69	0.577	15:16:03.545
8 -	59.823	32.594	1:32.417	77.09	2.454	15:17:35.962
9 -	59.435	<b>30.528</b>	<b>1:29.963 (1)</b>	<b>79.19</b>		<b>15:19:05.925</b>

Weather / Track : Sunny / Dry

Donington Park National  
Circuit Length = 1.9790 miles  
Start: 15:05 Flag 15:17 End: 15:19

# BMCRC - MRO Championships 2021 - Rnd 5 @ Donington National

## BMCRC Thunderbike Sport & Rookie Minitwins

### RACE 17 - SECTOR ANALYSIS



SECTOR 1 = FL to I1, SECTOR 2 = I1 to FL, DIFF = Difference To Personal Best Lap, P = Crossed Finish Line in Pit Lane, D = Time Disallowed

<b>P37 49 R Oli CHAYTOR</b>		Yamaha R6 - PearTree Racing				
IDEAL LAP TIME : 1:20.551		BEST LAP TIME : 1:20.623		DIFFERENCE : 0.072		
LAP	SECTOR 1	SECTOR 2	LAP TIME	MPH	DIFF	TIME OF DAY
1 -		29.750	1:29.675	79.44	9.052	15:06:44.112
2 -	54.806	28.181	1:22.987	85.85	2.364	15:08:07.099
3 -	<b>52.768</b>	28.263	1:21.031 (2)	87.92	0.408	15:09:28.130
<b>4 -</b>	52.840	<b>27.783</b>	<b>1:20.623 (1)</b>	<b>88.36</b>		<b>15:10:48.753</b>
5 -	53.672	28.907	1:22.579 (3)	86.27	1.956	15:12:11.332
6 -	54.306	IN PIT	1:46.332 P	67.00	25.709	15:13:57.664

<b>P38 959 RMT Justin GRACE</b>		Suzuki SV650 -				
IDEAL LAP TIME :		BEST LAP TIME :		DIFFERENCE :		
LAP	SECTOR 1	SECTOR 2	LAP TIME	MPH	DIFF	TIME OF DAY
1 -		<b>IN PIT</b>	1:55.610 P	61.62		15:07:10.047

# BMCRC - MRO Championships 2021 - Rnd 5 @ Donington National

## BMCRC Thunderbike Sport & Rookie Minitwins

### RACE 17 - BEST SECTORS

SECTOR 1				SECTOR 2				IDEAL / BEST COMPARISON				
POS	NO	NAME	TIME	NO	NAME	TIME	POS	NO	NAME	IDEAL	BEST	DIFF
									<b>PERFECT LAP</b>	<b>1:14.093</b>		
1	961	SIM	48.177	961	SIM	25.916	1	961	SIM	1:14.093	1:14.290	0.197
2	52	FRICKER	48.536	52	FRICKER	26.191	2	52	FRICKER	1:14.727	1:14.800	0.073
3	624	FEDRICK	49.056	54	JAMISON	26.418	3	54	JAMISON	1:15.531	1:15.647	0.116
4	54	JAMISON	49.113	624	FEDRICK	26.584	4	624	FEDRICK	1:15.640	1:15.776	0.136
5	828	SPENCER	49.922	25	DAY	26.822	5	828	SPENCER	1:16.838	1:16.838	0.000
6	25	DAY	50.325	828	SPENCER	26.916	6	25	DAY	1:17.147	1:17.319	0.172
7	84	BRANCO	50.417	32	WILLIAMS	27.044	7	32	WILLIAMS	1:17.903	1:17.903	0.000
8	48	WALLIS	50.686	168	DALRYMPLE	27.355	8	84	BRANCO	1:18.091	1:18.325	0.234
9	168	DALRYMPLE	50.756	48	WALLIS	27.427	9	168	DALRYMPLE	1:18.111	1:18.267	0.156
10	32	WILLIAMS	50.859	84	BRANCO	27.674	10	48	WALLIS	1:18.113	1:18.495	0.382
11	166	BAKER	51.193	333	STUBBERFIELD	27.729	11	166	BAKER	1:18.974	1:18.974	0.000
12	63	PERFITT	51.913	166	BAKER	27.781	12	63	PERFITT	1:19.915	1:19.915	0.000
13	123	FORSYTH	52.255	49	CHAYTOR	27.783	13	333	STUBBERFIELD	1:20.116	1:20.116	0.000
14	455	DONOVAN	52.358	123	FORSYTH	27.984	14	123	FORSYTH	1:20.239	1:20.558	0.319
15	333	STUBBERFIELD	52.387	63	PERFITT	28.002	15	49	CHAYTOR	1:20.551	1:20.623	0.072
16	62	KING	52.436	72	GILLAM	28.201	16	455	DONOVAN	1:20.583	1:20.682	0.099
17	72	GILLAM	52.469	455	DONOVAN	28.225	17	72	GILLAM	1:20.670	1:20.867	0.197
18	36	O'REILLY	52.666	80	LANE	28.264	18	62	KING	1:20.709	1:20.709	0.000
19	80	LANE	52.699	62	KING	28.273	19	80	LANE	1:20.963	1:21.403	0.440
20	49	CHAYTOR	52.768	36	O'REILLY	28.377	20	36	O'REILLY	1:21.043	1:21.043	0.000
21	234	FLUX	53.162	192	MOFFA	28.699	21	234	FLUX	1:22.038	1:22.038	0.000
22	192	MOFFA	53.378	37	WOODS	28.777	22	192	MOFFA	1:22.077	1:22.092	0.015
23	23	BECKETT	53.599	139	MARLEY	28.857	23	23	BECKETT	1:22.665	1:23.174	0.509
24	260	PYMM	53.984	234	FLUX	28.876	24	37	WOODS	1:22.881	1:22.938	0.057
25	37	WOODS	54.104	101	TRIPP	28.884	25	260	PYMM	1:23.162	1:24.015	0.853
26	188	FRAMPTON	54.220	23	BECKETT	29.066	26	188	FRAMPTON	1:23.481	1:23.942	0.461
27	29	KILLWORTH	54.716	919	BELLIS	29.072	27	139	MARLEY	1:23.693	1:23.801	0.108
28	919	BELLIS	54.726	260	PYMM	29.178	28	101	TRIPP	1:23.698	1:23.822	0.124
29	101	TRIPP	54.814	188	FRAMPTON	29.261	29	919	BELLIS	1:23.798	1:24.229	0.431
30	139	MARLEY	54.836	29	KILLWORTH	29.274	30	29	KILLWORTH	1:23.990	1:23.990	0.000
31	130	JONES	55.024	130	JONES	29.328	31	130	JONES	1:24.352	1:24.594	0.242
32	689	TREVEIL	55.043	193	BOTTO	29.381	32	689	TREVEIL	1:25.033	1:26.042	1.009
33	193	BOTTO	55.693	689	TREVEIL	29.990	33	193	BOTTO	1:25.074	1:25.130	0.056
34	138	JARMIN	55.998	138	JARMIN	30.185	34	138	JARMIN	1:26.183	1:26.183	0.000
35	119	JOYCE	57.248	119	JOYCE	30.447	35	119	JOYCE	1:27.695	1:27.843	0.148
36	94	HOUGHTON	58.053	116	FAITH	30.528	36	94	HOUGHTON	1:29.203	1:29.778	0.575
37	116	FAITH	59.318	94	HOUGHTON	31.150	37	116	FAITH	1:29.846	1:29.963	0.117
38							38	959	GRACE			

Weather / Track : Sunny / Dry

Donington Park National  
Circuit Length = 1.9790 miles  
Start: 15:05 Flag 15:17 End: 15:19

Results can be found at [www.tsl-timing.com](http://www.tsl-timing.com)

Printed - 15:19 Sunday, 05 September 2021



# BMCRC - MRO Championships 2021 - Rnd 5 @ Donington National

## BMCRC Thunderbike Sport & Rookie Minitwins

### RACE 17 - STATISTICS

**Competitors Started** 38  
**Planned Start** 2021-09-05 @ 15:45:00.000  
**Actual Start** 2021-09-05 @ 15:05:14.436  
**Finish Time** 2021-09-05 @ 15:17:47.902  
**Track Length** 1.9790mi.  
**Total Laps** 350  
**Total Distance Covered** 692.6735mi.

#### Session Fastest Lap History

NO	CL	NAME	LAP TIME	TIME OF DAY	LAP	VEHICLE
961		Jack SIM	1:14.448	15:07:47.022	2	Yamaha R6
961		Jack SIM	1:14.290	15:10:15.959	4	Yamaha R6

#### Session Leader History

NO	CL	NAME	FROM LAP	LAPS LED	DISTANCE	VEHICLE
961		Jack SIM	1	10	19.75 miles	Yamaha R6

#### Flag History

TYPE	TIME OF DAY
GREEN	15:05:14.436
FINISH	15:17:47.902

#### Flag Statistics

TYPE	COUNT	TOTAL LAPS	TOTAL TIME
Green	1	10	14:09.242
Red	0	0	0.000
Safety Car	0	0	0.000
FCY	0	0	0.000

# BMCRC - MRO Championships 2021 - Rnd 5 @ Donington National

## BMCRC Thunderbike Sport & Rookie Minitwins

### RACE 17 - STATISTICS

**CLASS :**

12 Starters

#### Fastest Lap History

NO	NAME	LAP TIME	TIME OF DAY	LAP	VEHICLE
961	Jack SIM	1:14.448	15:07:47.022	2	Yamaha R6
961	Jack SIM	1:14.290	15:10:15.959	4	Yamaha R6

#### Leader History

NO	NAME	FROM LAP	LAPS LED	DISTANCE	VEHICLE
961	Jack SIM	1	10	19.75 miles	Yamaha R6

# BMCRC - MRO Championships 2021 - Rnd 5 @ Donington National

## BMCRC Thunderbike Sport & Rookie Minitwins

### RACE 17 - STATISTICS

**CLASS : R**

7 Starters

#### Fastest Lap History

NO	NAME	LAP TIME	TIME OF DAY	LAP	VEHICLE
168	Aaron DALRYMPLE	1:19.114	15:07:57.472	2	Suzuki GSXR 600
32	Jack WILLIAMS	1:19.034	15:10:43.766	4	Honda CBR600
168	Aaron DALRYMPLE	1:18.728	15:11:55.260	5	Suzuki GSXR 600
32	Jack WILLIAMS	1:17.903	15:14:39.385	7	Honda CBR600

#### Leader History

NO	NAME	FROM LAP	LAPS LED	DISTANCE	VEHICLE
168	Aaron DALRYMPLE	1	10	19.75 miles	Suzuki GSXR 600

# BMCRC - MRO Championships 2021 - Rnd 5 @ Donington National

## BMCRC Thunderbike Sport & Rookie Minitwins

### RACE 17 - STATISTICS

**CLASS : RMT**

19 Starters

#### Fastest Lap History

NO	NAME	LAP TIME	TIME OF DAY	LAP	VEHICLE
166	Nicholas BAKER	1:18.974	15:07:57.817	2	Suzuki SV650

#### Leader History

NO	NAME	FROM LAP	LAPS LED	DISTANCE	VEHICLE
166	Nicholas BAKER	1	10	19.75 miles	Suzuki SV650

BMCRC-MRO Championships 2021



## DFDS YAMAHA PAST MASTERS

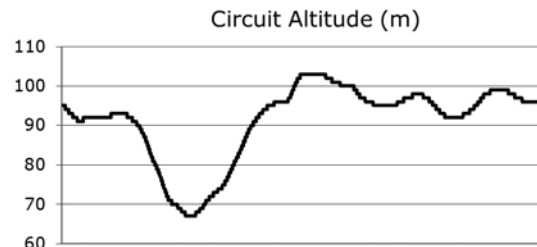
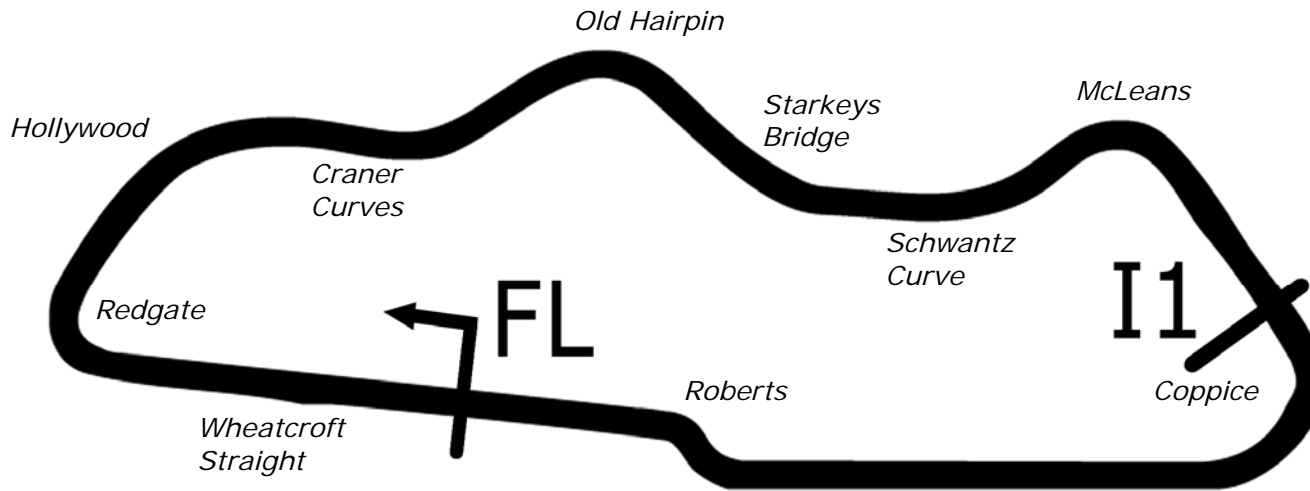
Donington Park National

4<sup>th</sup> / 5<sup>th</sup> September 2021



Results Provided by Timing Solutions Ltd  
[www.tsl-timing.com](http://www.tsl-timing.com)

# Donington Park National



Length	1.9790 miles	3185.0 m	
FL		52.82971 N	1.37867 W
I1	2096m	52.82978 N	1.36508 W
Pit Entry	3100m	52.82951 N	1.37832 W
Pit Exit	229m after FL	52.82996 N	1.38205 W
Pit Entry–Pit Exit 256m, 18.4s @50kph, 15.3s @60kph			

All results available at [www.tsl-timing.com](http://www.tsl-timing.com)

**BMCRC - MRO Championships 2021 - Rnd 5 @ Donington National**
**DFDS Yamaha Past Masters**
**QUALIFYING - CLASSIFICATION**

POS	NO	CL	PIC NAME	ENTRY	TIME	ON	LAPS	GAP	DIFF	MPH
1	24		1 <b>Scott CARSON</b>	Yamaha TZR250 - Brian Grays Powerbiking,All Englanc	<b>1:19.038</b>	3	7			90.14
2	30		2 <b>Alan COOPER</b>	Yamaha TZR250 - twistgrip motorcycles	<b>1:20.562</b>	10	10	<b>1.524</b>	1.524	88.43
3	13		3 <b>Doug EDMONDSON</b>	Yamaha TZR250 - Stan Stephens Tuning	<b>1:20.645</b>	7	10	<b>1.607</b>	0.083	88.34
4	19		4 <b>Peter BRANTON</b>	Yamaha TZR250 - Exactweld Racing	<b>1:21.276</b>	7	10	<b>2.238</b>	0.631	87.65
5	15		5 <b>Billy PERKINS</b>	Yamaha TZR250 - Ashford tarmac / Barking mad about	<b>1:21.423</b>	9	10	<b>2.385</b>	0.147	87.50
6	88		6 <b>Michael STANLEY</b>	Yamaha TZR250 -	<b>1:21.906</b>	7	10	<b>2.868</b>	0.483	86.98
7	74		7 <b>Paul WHITBY</b>	Yamaha TZR250 - Greybridge Ltd	<b>1:22.165</b>	6	10	<b>3.127</b>	0.259	86.71
8	8	C	1 <b>David BALL</b>	Yamaha TZR250 - Gardiner Page and Roe pension cor	<b>1:23.208</b>	5	10	<b>4.170</b>	1.043	85.62
9	146		8 <b>Michael MACE</b>	Yamaha TZR250 - Kevin Marshall	<b>1:23.650</b>	6	10	<b>4.612</b>	0.442	85.17
10	55		9 <b>Paul TOLAND</b>	Yamaha TZR250 - Kippers keys	<b>1:24.483</b>	9	10	<b>5.445</b>	0.833	84.33
11	57		10 <b>Geoff MOOK</b>	Yamaha TZR250 -	<b>1:24.547</b>	8	10	<b>5.509</b>	0.064	84.26
12	60		11 <b>Daniel GOUGH</b>	Yamaha TZR250 - G Force Motorcycles	<b>1:25.043</b>	8	10	<b>6.005</b>	0.496	83.77
13	72	C	2 <b>Chris THAY</b>	Yamaha TZR250 - Scell-it uk	<b>1:25.125</b>	5	10	<b>6.087</b>	0.082	83.69
14	4		12 <b>Denis HALIL</b>	Yamaha TZR250 - D & A AUTOS	<b>1:25.769</b>	6	10	<b>6.731</b>	0.644	83.06
15	92	C	3 <b>Andrew MOOK</b>	Yamaha TZR250 -	<b>1:25.873</b>	7	8	<b>6.835</b>	0.104	82.96
16	70		13 <b>Andrew BURSCOUGH</b>	Yamaha YPVS 350 - Apollo/Merlin/Abbey/Martitanium	<b>1:26.973</b>	4	10	<b>7.935</b>	1.100	81.91
17	199		14 <b>Michael FROST</b>	Yamaha TZR250 -	<b>1:28.347</b>	9	9	<b>9.309</b>	1.374	80.64
18	73	R	1 <b>Colvin TURNER</b>	Yamaha TZR250 -	<b>1:28.409</b>	4	9	<b>9.371</b>	0.062	80.58
19	69	C	4 <b>Mark ELLERAY</b>	Yamaha TZR250 - Abbot Solutions Ltd	<b>1:29.465</b>	5	9	<b>10.427</b>	1.056	79.63
20	46	C	5 <b>Kevin MARSHALL</b>	Yamaha TZR250 - Stacey Processing	<b>1:29.552</b>	8	10	<b>10.514</b>	0.087	79.55
21	17		15 <b>Dan MILES</b>	Yamaha TZR 250 -	<b>1:30.953</b>	5	9	<b>11.915</b>	1.401	78.33
22	33	C	6 <b>Kieran LEWIS</b>	Yamaha TZR250 - Controls For Doors Ltd/ G Force Mo	<b>1:31.150</b>	9	9	<b>12.112</b>	0.197	78.16
23	87	C	7 <b>Denise BUTTON</b>	Yamaha TZR250 -	<b>1:32.073</b>	8	9	<b>13.035</b>	0.923	77.38
24	67	C	8 <b>Mark BAILEY</b>	Yamaha TZR250 -	<b>1:32.517</b>	8	9	<b>13.479</b>	0.444	77.00
25	100	R	2 <b>Danny FLYNN</b>	Yamaha TZR250 - www.ypmrc.co.uk	<b>1:32.801</b>	6	9	<b>13.763</b>	0.284	76.77
26	99	C	9 <b>Paul FIRTH</b>	Yamaha TZR250 - Joanne Porter	<b>1:33.574</b>	9	9	<b>14.536</b>	0.773	76.13
27	42	C	10 <b>Martin PEARSON</b>	Yamaha TZR250 - Viking Inspection	<b>1:34.152</b>	7	8	<b>15.114</b>	0.578	75.67
28	65	C	11 <b>Nigel TERRY</b>	Yamaha TZR250 - NTrap Garage Doors	<b>1:36.078</b>	9	9	<b>17.040</b>	1.926	74.15
29	32	C	12 <b>Lorraine ANSON</b>	Yamaha TZR250 - Wallis & Whalin Racing	<b>1:38.427</b>	4	9	<b>19.389</b>	2.349	72.38

**Weather / Track : Cloudy / Dry**
**These results are provisional until the conclusion of any judicial and technical matters.**

 Donington Park National  
 Circuit Length = 1.9790 miles  
 Start: 09:15 Flag 09:28 End: 09:30

Clerk Of Course :	Stewards :	Timekeeper :
-------------------	------------	--------------

 Results can be found at [www.tsl-timing.com](http://www.tsl-timing.com)

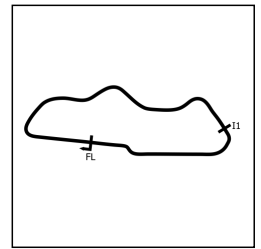
Printed - 09:30 Saturday, 04 September 2021



# BMCR - MRO Championships 2021 - Rnd 5 @ Donington National

## DFDS Yamaha Past Masters

### QUALIFYING - SECTOR ANALYSIS



SECTOR 1 = FL to I1, SECTOR 2 = I1 to FL, DIFF = Difference To Personal Best Lap, P = Crossed Finish Line in Pit Lane, D = Time Disallowed

P1 24		Scott CARSON		Yamaha TZR250 - Brian Grays Powerbiking, All England Diamon			
IDEAL LAP TIME : 1:19.003		BEST LAP TIME : 1:19.038		DIFFERENCE : 0.035			
LAP	SECTOR 1	SECTOR 2	LAP TIME	MPH	DIFF	TIME OF DAY	
1 -						09:16:04.737	
2 -	54.287	29.055	1:23.342	85.48	4.304	09:17:28.079	
3 -	<b>51.220</b>	27.818	<b>1:19.038 (1)</b>	<b>90.14</b>		<b>09:18:47.117</b>	
4 -	51.603	<b>27.783</b>	1:19.386 (2)	89.74	0.348	09:20:06.503	
5 -	51.513	28.364	1:19.877 (3)	89.19	0.839	09:21:26.380	
6 -	52.280	29.914	1:22.194	86.68	3.156	09:22:48.574	
7 -	53.643	IN PIT	1:25.077 P	83.74	6.039	09:24:13.651	

P2 30		Alan COOPER		Yamaha TZR250 - twistgrip motorcycles			
IDEAL LAP TIME : 1:20.562		BEST LAP TIME : 1:20.562		DIFFERENCE : 0.000			
LAP	SECTOR 1	SECTOR 2	LAP TIME	MPH	DIFF	TIME OF DAY	
1 -						09:16:18.049	
2 -	59.824	30.196	1:30.020	79.14	9.458	09:17:48.069	
3 -	54.052	28.992	1:23.044	85.79	2.482	09:19:11.113	
4 -	53.480	28.469	1:21.949 (3)	86.93	1.387	09:20:33.062	
5 -	53.195	29.162	1:22.357	86.50	1.795	09:21:55.419	
6 -	52.941	29.429	1:22.370	86.49	1.808	09:23:17.789	
7 -	54.171	28.304	1:22.475	86.38	1.913	09:24:40.264	
8 -	53.220	28.693	1:21.913 (2)	86.97	1.351	09:26:02.177	
9 -	52.815	30.043	1:22.858	85.98	2.296	09:27:25.035	
10 -	<b>52.515</b>	<b>28.047</b>	<b>1:20.562 (1)</b>	<b>88.43</b>		<b>09:28:45.597</b>	

P3 13		Doug EDMONDSON		Yamaha TZR250 - Stan Stephens Tuning			
IDEAL LAP TIME : 1:20.516		BEST LAP TIME : 1:20.645		DIFFERENCE : 0.129			
LAP	SECTOR 1	SECTOR 2	LAP TIME	MPH	DIFF	TIME OF DAY	
1 -						09:16:01.768	
2 -	56.520	29.793	1:26.313	82.54	5.668	09:17:28.081	
3 -	53.452	29.806	1:23.258	85.57	2.613	09:18:51.339	
4 -	53.352	28.887	1:22.239	86.63	1.594	09:20:13.578	
5 -	53.418	28.871	1:22.289	86.58	1.644	09:21:35.867	
6 -	53.155	28.456	1:21.611	87.30	0.966	09:22:57.478	
7 -	<b>52.079</b>	28.566	<b>1:20.645 (1)</b>	<b>88.34</b>		<b>09:24:18.123</b>	
8 -	52.360	<b>28.437</b>	1:20.797 (3)	88.17	0.152	09:25:38.920	
9 -	53.339	28.491	1:21.830	87.06	1.185	09:27:00.750	
10 -	52.150	28.581	1:20.731 (2)	88.25	0.086	09:28:21.481	

P4 19		Peter BRANTON		Yamaha TZR250 - Exactweld Racing			
IDEAL LAP TIME : 1:21.276		BEST LAP TIME : 1:21.276		DIFFERENCE : 0.000			
LAP	SECTOR 1	SECTOR 2	LAP TIME	MPH	DIFF	TIME OF DAY	
1 -						09:16:15.475	
2 -	1:01.875	29.856	1:31.731	77.66	10.455	09:17:47.206	
3 -	55.283	29.144	1:24.427	84.38	3.151	09:19:11.633	
4 -	53.740	28.448	1:22.188	86.68	0.912	09:20:33.821	
5 -	53.189	28.533	1:21.722 (3)	87.18	0.446	09:21:55.543	
6 -	53.169	28.527	1:21.696 (2)	87.20	0.420	09:23:17.239	
7 -	<b>52.881</b>	<b>28.395</b>	<b>1:21.276 (1)</b>	<b>87.65</b>		<b>09:24:38.515</b>	
8 -	53.485	28.520	1:22.005	86.88	0.729	09:26:00.520	
9 -	53.747	29.141	1:22.888	85.95	1.612	09:27:23.408	
10 -	53.414	28.543	1:21.957	86.93	0.681	09:28:45.365	

Weather / Track : Cloudy / Dry

Donington Park National  
Circuit Length = 1.9790 miles  
Start: 09:15 Flag 09:28 End: 09:30



# BMCRG - MRO Championships 2021 - Rnd 5 @ Donington National

## DFDS Yamaha Past Masters

### QUALIFYING - SECTOR ANALYSIS



SECTOR 1 = FL to I1, SECTOR 2 = I1 to FL, DIFF = Difference To Personal Best Lap, P = Crossed Finish Line in Pit Lane, D = Time Disallowed

<b>P5 15</b>		<b>Billy PERKINS</b>		Yamaha TZR250 - Ashford tarmac / Barking mad about Animals			
IDEAL LAP TIME : 1:21.423		BEST LAP TIME : 1:21.423		DIFFERENCE : 0.000			
LAP	SECTOR 1	SECTOR 2	LAP TIME	MPH	DIFF	TIME OF DAY	
1 -						09:16:31.391	
2 -	58.254	30.047	1:28.301	80.68	6.878	09:17:59.692	
3 -	55.302	29.893	1:25.195	83.62	3.772	09:19:24.887	
4 -	53.926	29.141	1:23.067	85.76	1.644	09:20:47.954	
5 -	53.333	29.079	1:22.412	86.45	0.989	09:22:10.366	
6 -	53.151	29.093	1:22.244	86.62	0.821	09:23:32.610	
7 -	53.225	28.785	1:22.010 (2)	86.87	0.587	09:24:54.620	
8 -	53.038	29.115	1:22.153 (3)	86.72	0.730	09:26:16.773	
9 -	<b>52.700</b>	<b>28.723</b>	<b>1:21.423 (1)</b>	<b>87.50</b>		<b>09:27:38.196</b>	
10 -	53.890	28.823	1:22.713	86.13	1.290	09:29:00.909	

<b>P6 88</b>		<b>Michael STANLEY</b>		Yamaha TZR250 -			
IDEAL LAP TIME : 1:21.872		BEST LAP TIME : 1:21.906		DIFFERENCE : 0.034			
LAP	SECTOR 1	SECTOR 2	LAP TIME	MPH	DIFF	TIME OF DAY	
1 -						09:16:06.557	
2 -	58.600	30.924	1:29.524	79.58	7.618	09:17:36.081	
3 -	54.528	29.179	1:23.707	85.11	1.801	09:18:59.788	
4 -	53.716	29.486	1:23.202	85.63	1.296	09:20:22.990	
5 -	53.774	28.869	1:22.643	86.20	0.737	09:21:45.633	
6 -	53.149	29.202	1:22.351 (2)	86.51	0.445	09:23:07.984	
7 -	53.152	<b>28.754</b>	<b>1:21.906 (1)</b>	<b>86.98</b>		<b>09:24:29.890</b>	
8 -	<b>53.118</b>	29.244	1:22.362 (3)	86.50	0.456	09:25:52.252	
9 -	53.834	28.954	1:22.788	86.05	0.882	09:27:15.040	
10 -	53.255	29.133	1:22.388	86.47	0.482	09:28:37.428	

<b>P7 74</b>		<b>Paul WHITBY</b>		Yamaha TZR250 - Greybridge Ltd			
IDEAL LAP TIME : 1:21.730		BEST LAP TIME : 1:22.165		DIFFERENCE : 0.435			
LAP	SECTOR 1	SECTOR 2	LAP TIME	MPH	DIFF	TIME OF DAY	
1 -						09:16:18.550	
2 -	1:00.580	31.639	1:32.219	77.25	10.054	09:17:50.769	
3 -	54.335	28.950	1:23.285	85.54	1.120	09:19:14.054	
4 -	53.697	29.084	1:22.781	86.06	0.616	09:20:36.835	
5 -	53.435	29.090	1:22.525 (2)	86.33	0.360	09:21:59.360	
6 -	<b>52.898</b>	29.267	<b>1:22.165 (1)</b>	<b>86.71</b>		<b>09:23:21.525</b>	
7 -	54.611	29.127	1:23.738	85.08	1.573	09:24:45.263	
8 -	55.157	29.231	1:24.388	84.42	2.223	09:26:09.651	
9 -	53.861	<b>28.832</b>	1:22.693 (3)	86.15	0.528	09:27:32.344	
10 -	54.004	29.256	1:23.260	85.57	1.095	09:28:55.604	

<b>P8 8 C</b>		<b>David BALL</b>		Yamaha TZR250 - Gardiner Page and Roe pension consultants			
IDEAL LAP TIME : 1:22.450		BEST LAP TIME : 1:23.208		DIFFERENCE : 0.758			
LAP	SECTOR 1	SECTOR 2	LAP TIME	MPH	DIFF	TIME OF DAY	
1 -						09:16:05.743	
2 -	58.160	30.054	1:28.214	80.76	5.006	09:17:33.957	
3 -	54.106	29.774	1:23.880 (3)	84.93	0.672	09:18:57.837	
4 -	55.345	30.176	1:25.521	83.30	2.313	09:20:23.358	
5 -	54.036	<b>29.172</b>	<b>1:23.208 (1)</b>	<b>85.62</b>		<b>09:21:46.566</b>	
6 -	55.058	30.049	1:25.107	83.71	1.899	09:23:11.673	
7 -	55.695	30.072	1:25.767	83.06	2.559	09:24:37.440	
8 -	56.315	29.242	1:25.557	83.27	2.349	09:26:02.997	
9 -	<b>53.278</b>	30.286	1:23.564 (2)	85.25	0.356	09:27:26.561	
10 -	55.369	29.958	1:25.327	83.49	2.119	09:28:51.888	

Weather / Track : Cloudy / Dry

Donington Park National  
Circuit Length = 1.9790 miles  
Start: 09:15 Flag 09:28 End: 09:30

# BMCRC - MRO Championships 2021 - Rnd 5 @ Donington National

## DFDS Yamaha Past Masters

### QUALIFYING - SECTOR ANALYSIS



SECTOR 1 = FL to I1, SECTOR 2 = I1 to FL, DIFF = Difference To Personal Best Lap, P = Crossed Finish Line in Pit Lane, D = Time Disallowed

P9 146		Michael MACE		Yamaha TZR250 - Kevin Marshall			
IDEAL LAP TIME : 1:23.342		BEST LAP TIME : 1:23.650		DIFFERENCE : 0.308			
LAP	SECTOR 1	SECTOR 2	LAP TIME	MPH	DIFF	TIME OF DAY	
1 -							09:16:06.007
2 -	58.796	30.880	1:29.676	79.44	6.026		09:17:35.683
3 -	55.405	30.649	1:26.054	82.79	2.404		09:19:01.737
4 -	54.867	29.609	1:24.476	84.33	0.826		09:20:26.213
5 -	54.383	29.606	1:23.989 (3)	84.82	0.339		09:21:50.202
6 -	54.046	29.604	<b>1:23.650 (1)</b>	<b>85.17</b>			<b>09:23:13.852</b>
7 -	54.484	29.962	1:24.446	84.36	0.796		09:24:38.298
8 -	54.204	<b>29.502</b>	1:23.706 (2)	85.11	0.056		09:26:02.004
9 -	<b>53.840</b>	30.519	1:24.359	84.45	0.709		09:27:26.363
10 -	56.063	31.783	1:27.846	81.10	4.196		09:28:54.209

P10 55		Paul TOLAND		Yamaha TZR250 - Kippers keys			
IDEAL LAP TIME : 1:24.483		BEST LAP TIME : 1:24.483		DIFFERENCE : 0.000			
LAP	SECTOR 1	SECTOR 2	LAP TIME	MPH	DIFF	TIME OF DAY	
1 -							09:16:03.810
2 -	1:01.353	31.905	1:33.258	76.39	8.775		09:17:37.068
3 -	56.495	30.138	1:26.633	82.23	2.150		09:19:03.701
4 -	56.188	29.970	1:26.158	82.69	1.675		09:20:29.859
5 -	55.640	29.812	1:25.452 (3)	83.37	0.969		09:21:55.311
6 -	55.271	29.849	1:25.120 (2)	83.70	0.637		09:23:20.431
7 -	56.191	30.996	1:27.187	81.71	2.704		09:24:47.618
8 -	56.140	29.829	1:25.969	82.87	1.486		09:26:13.587
9 -	<b>54.779</b>	<b>29.704</b>	<b>1:24.483 (1)</b>	<b>84.33</b>			<b>09:27:38.070</b>
10 -	55.606	30.077	1:25.683	83.15	1.200		09:29:03.753

P11 57		Geoff MOOK		Yamaha TZR250 -			
IDEAL LAP TIME : 1:24.547		BEST LAP TIME : 1:24.547		DIFFERENCE : 0.000			
LAP	SECTOR 1	SECTOR 2	LAP TIME	MPH	DIFF	TIME OF DAY	
1 -							09:16:10.999
2 -	1:07.547	33.087	1:40.634	70.79	16.087		09:17:51.633
3 -	57.682	31.052	1:28.734	80.29	4.187		09:19:20.367
4 -	56.207	30.078	1:26.285	82.57	1.738		09:20:46.652
5 -	58.231	31.189	1:29.420	79.67	4.873		09:22:16.072
6 -	55.705	29.863	1:25.568	83.26	1.021		09:23:41.640
7 -	55.518	29.766	1:25.284 (3)	83.54	0.737		09:25:06.924
8 -	<b>54.913</b>	<b>29.634</b>	<b>1:24.547 (1)</b>	<b>84.26</b>			<b>09:26:31.471</b>
9 -	55.025	29.698	1:24.723 (2)	84.09	0.176		09:27:56.194
10 -	54.922	30.447	1:25.369	83.45	0.822		09:29:21.563

P12 60		Daniel GOUGH		Yamaha TZR250 - G Force Motorcycles			
IDEAL LAP TIME : 1:24.965		BEST LAP TIME : 1:25.043		DIFFERENCE : 0.078			
LAP	SECTOR 1	SECTOR 2	LAP TIME	MPH	DIFF	TIME OF DAY	
1 -							09:16:17.109
2 -	1:01.647	33.204	1:34.851	75.11	9.808		09:17:51.960
3 -	57.837	29.918	1:27.755	81.18	2.712		09:19:19.715
4 -	56.313	30.022	1:26.335	82.52	1.292		09:20:46.050
5 -	57.116	30.087	1:27.203	81.70	2.160		09:22:13.253
6 -	57.222	29.827	1:27.049	81.84	2.006		09:23:40.302
7 -	57.263	29.833	1:27.096	81.80	2.053		09:25:07.398
8 -	<b>55.342</b>	29.701	<b>1:25.043 (1)</b>	<b>83.77</b>			<b>09:26:32.441</b>
9 -	55.884	29.760	1:25.644 (3)	83.18	0.601		09:27:58.085
10 -	55.539	<b>29.623</b>	1:25.162 (2)	83.65	0.119		09:29:23.247

Weather / Track : Cloudy / Dry

Donington Park National  
Circuit Length = 1.9790 miles  
Start: 09:15 Flag 09:28 End: 09:30

# BMCRG - MRO Championships 2021 - Rnd 5 @ Donington National

## DFDS Yamaha Past Masters

### QUALIFYING - SECTOR ANALYSIS



SECTOR 1 = FL to I1, SECTOR 2 = I1 to FL, DIFF = Difference To Personal Best Lap, P = Crossed Finish Line in Pit Lane, D = Time Disallowed

P13 72 C		Chris THAY		Yamaha TZR250 - Scell-it uk			
IDEAL LAP TIME : 1:25.008		BEST LAP TIME : 1:25.125		DIFFERENCE : 0.117			
LAP	SECTOR 1	SECTOR 2	LAP TIME	MPH	DIFF	TIME OF DAY	
1 -						09:16:04.224	
2 -	59.092	30.518	1:29.610	79.50	4.485	09:17:33.834	
3 -	56.730	30.673	1:27.403	81.51	2.278	09:19:01.237	
4 -	56.250	<b>29.723</b>	1:25.973 (2)	82.87	0.848	09:20:27.210	
5 -	<b>55.285</b>	29.840	<b>1:25.125 (1)</b>	<b>83.69</b>		<b>09:21:52.335</b>	
6 -	55.701	30.361	1:26.062	82.78	0.937	09:23:18.397	
7 -	56.190	29.823	1:26.013	82.83	0.888	09:24:44.410	
8 -	56.216	30.136	1:26.352	82.50	1.227	09:26:10.762	
9 -	56.619	29.974	1:26.593	82.27	1.468	09:27:37.355	
10 -	56.144	29.847	1:25.991 (3)	82.85	0.866	09:29:03.346	

P14 4		Denis HALIL		Yamaha TZR250 - D & A AUTOS			
IDEAL LAP TIME : 1:25.401		BEST LAP TIME : 1:25.769		DIFFERENCE : 0.368			
LAP	SECTOR 1	SECTOR 2	LAP TIME	MPH	DIFF	TIME OF DAY	
1 -						09:16:07.857	
2 -	58.405	31.177	1:29.582	79.53	3.813	09:17:37.439	
3 -	56.855	30.006	1:26.861	82.02	1.092	09:19:04.300	
4 -	55.895	<b>29.953</b>	1:25.848 (3)	82.99	0.079	09:20:30.148	
5 -	55.931	30.129	1:26.060	82.78	0.291	09:21:56.208	
6 -	55.777	29.992	<b>1:25.769 (1)</b>	<b>83.06</b>		<b>09:23:21.977</b>	
7 -	<b>55.448</b>	30.385	1:25.833 (2)	83.00	0.064	09:24:47.810	
8 -	56.508	32.241	1:28.749	80.27	2.980	09:26:16.559	
9 -	56.784	32.916	1:29.700	79.42	3.931	09:27:46.259	
10 -	57.583	30.887	1:28.470	80.53	2.701	09:29:14.729	

P15 92 C		Andrew MOOK		Yamaha TZR250 -			
IDEAL LAP TIME : 1:25.873		BEST LAP TIME : 1:25.873		DIFFERENCE : 0.000			
LAP	SECTOR 1	SECTOR 2	LAP TIME	MPH	DIFF	TIME OF DAY	
1 -						09:16:02.240	
2 -	58.423	30.537	1:28.960	80.08	3.087	09:17:31.200	
3 -	56.908	30.834	1:27.742	81.19	1.869	09:18:58.942	
4 -	57.180	30.672	1:27.852	81.09	1.979	09:20:26.794	
5 -	56.480	30.302	1:26.782 (3)	82.09	0.909	09:21:53.576	
6 -	56.088	30.434	1:26.522 (2)	82.34	0.649	09:23:20.098	
7 -	<b>55.697</b>	<b>30.176</b>	<b>1:25.873 (1)</b>	<b>82.96</b>		<b>09:24:45.971</b>	
8 -	57.190	IN PIT	1:36.828 P	73.58	10.955	09:26:22.799	

P16 70		Andrew BURSCOUGH		Yamaha YPVS 350 - Apollo/Merlin/Abbey/Martitanium			
IDEAL LAP TIME : 1:26.792		BEST LAP TIME : 1:26.973		DIFFERENCE : 0.181			
LAP	SECTOR 1	SECTOR 2	LAP TIME	MPH	DIFF	TIME OF DAY	
1 -						09:16:19.358	
2 -	1:02.607	32.894	1:35.501	74.60	8.528	09:17:54.859	
3 -	59.085	31.068	1:30.153	79.02	3.180	09:19:25.012	
4 -	<b>56.292</b>	30.681	<b>1:26.973 (1)</b>	<b>81.91</b>		<b>09:20:51.985</b>	
5 -	57.315	30.631	1:27.946	81.01	0.973	09:22:19.931	
6 -	56.898	30.637	1:27.535 (3)	81.39	0.562	09:23:47.466	
7 -	56.728	<b>30.500</b>	1:27.228 (2)	81.67	0.255	09:25:14.694	
8 -	57.047	30.504	1:27.551	81.37	0.578	09:26:42.245	
9 -	56.881	30.814	1:27.695	81.24	0.722	09:28:09.940	
10 -	57.154	31.930	1:29.084	79.97	2.111	09:29:39.024	

Weather / Track : Cloudy / Dry

Donington Park National  
Circuit Length = 1.9790 miles  
Start: 09:15 Flag 09:28 End: 09:30

# BMCR - MRO Championships 2021 - Rnd 5 @ Donington National

## DFDS Yamaha Past Masters

### QUALIFYING - SECTOR ANALYSIS



SECTOR 1 = FL to I1, SECTOR 2 = I1 to FL, DIFF = Difference To Personal Best Lap, P = Crossed Finish Line in Pit Lane, D = Time Disallowed

P17 199		Michael FROST		Yamaha TZR250 -			
IDEAL LAP TIME : 1:28.347		BEST LAP TIME : 1:28.347		DIFFERENCE : 0.000			
LAP	SECTOR 1	SECTOR 2	LAP TIME	MPH	DIFF	TIME OF DAY	
1 -						09:16:27.492	
2 -	1:05.481	33.216	1:38.697	72.18	10.350	09:18:06.189	
3 -	1:00.050	31.268	1:31.318	78.02	2.971	09:19:37.507	
4 -	59.987	31.614	1:31.601	77.77	3.254	09:21:09.108	
5 -	1:01.439	32.374	1:33.813	75.94	5.466	09:22:42.921	
6 -	59.385	32.434	1:31.819	77.59	3.472	09:24:14.740	
7 -	59.228	31.145	1:30.373 (3)	78.83	2.026	09:25:45.113	
8 -	58.841	30.888	1:29.729 (2)	79.40	1.382	09:27:14.842	
9 -	<b>57.628</b>	<b>30.719</b>	<b>1:28.347 (1)</b>	<b>80.64</b>		<b>09:28:43.189</b>	

P18 73 R		Colvin TURNER		Yamaha TZR250 -			
IDEAL LAP TIME : 1:28.170		BEST LAP TIME : 1:28.409		DIFFERENCE : 0.239			
LAP	SECTOR 1	SECTOR 2	LAP TIME	MPH	DIFF	TIME OF DAY	
1 -						09:16:17.833	
2 -	1:03.578	33.150	1:36.728	73.65	8.319	09:17:54.561	
3 -	58.654	31.754	1:30.408	78.80	1.999	09:19:24.969	
4 -	58.050	<b>30.359</b>	<b>1:28.409 (1)</b>	<b>80.58</b>		<b>09:20:53.378</b>	
5 -	<b>57.811</b>	31.189	1:29.000 (2)	80.05	0.591	09:22:22.378	
6 -	58.662	32.023	1:30.685	78.56	2.276	09:23:53.063	
7 -	58.974	31.313	1:30.287 (3)	78.91	1.878	09:25:23.350	
8 -	59.134	32.048	1:31.182	78.13	2.773	09:26:54.532	
9 -	59.366	31.232	1:30.598	78.64	2.189	09:28:25.130	

P19 69 C		Mark ELLERAY		Yamaha TZR250 - Abbot Solutions Ltd			
IDEAL LAP TIME : 1:28.936		BEST LAP TIME : 1:29.465		DIFFERENCE : 0.529			
LAP	SECTOR 1	SECTOR 2	LAP TIME	MPH	DIFF	TIME OF DAY	
1 -						09:16:19.065	
2 -	1:01.529	33.228	1:34.757	75.18	5.292	09:17:53.822	
3 -	58.858	31.396	1:30.254	78.93	0.789	09:19:24.076	
4 -	58.500	31.445	1:29.945	79.21	0.480	09:20:54.021	
5 -	58.310	<b>31.155</b>	<b>1:29.465 (1)</b>	<b>79.63</b>		<b>09:22:23.486</b>	
6 -	<b>57.781</b>	31.897	1:29.678 (2)	79.44	0.213	09:23:53.164	
7 -	58.768	32.274	1:31.042	78.25	1.577	09:25:24.206	
8 -	58.533	32.209	1:30.742	78.51	1.277	09:26:54.948	
9 -	58.065	31.737	1:29.802 (3)	79.33	0.337	09:28:24.750	

P20 46 C		Kevin MARSHALL		Yamaha TZR250 - Stacey Processing			
IDEAL LAP TIME : 1:29.552		BEST LAP TIME : 1:29.552		DIFFERENCE : 0.000			
LAP	SECTOR 1	SECTOR 2	LAP TIME	MPH	DIFF	TIME OF DAY	
1 -						09:16:05.769	
2 -	1:03.004	31.886	1:34.890	75.08	5.338	09:17:40.659	
3 -	1:00.107	32.556	1:32.663	76.88	3.111	09:19:13.322	
4 -	59.435	31.622	1:31.057	78.24	1.505	09:20:44.379	
5 -	1:00.376	32.233	1:32.609	76.93	3.057	09:22:16.988	
6 -	58.900	31.705	1:30.605	78.63	1.053	09:23:47.593	
7 -	59.005	31.588	1:30.593	78.64	1.041	09:25:18.186	
8 -	<b>58.109</b>	<b>31.443</b>	<b>1:29.552 (1)</b>	<b>79.55</b>		<b>09:26:47.738</b>	
9 -	58.282	31.627	1:29.909 (2)	79.24	0.357	09:28:17.647	
10 -	58.444	31.600	1:30.044 (3)	79.12	0.492	09:29:47.691	

Weather / Track : Cloudy / Dry

Donington Park National  
Circuit Length = 1.9790 miles  
Start: 09:15 Flag 09:28 End: 09:30

# BMCR - MRO Championships 2021 - Rnd 5 @ Donington National

## DFDS Yamaha Past Masters

### QUALIFYING - SECTOR ANALYSIS



SECTOR 1 = FL to I1, SECTOR 2 = I1 to FL, DIFF = Difference To Personal Best Lap, P = Crossed Finish Line in Pit Lane, D = Time Disallowed

P21 17		Dan MILES		Yamaha TZR 250 -			
IDEAL LAP TIME : 1:30.846		BEST LAP TIME : 1:30.953		DIFFERENCE : 0.107			
LAP	SECTOR 1	SECTOR 2	LAP TIME	MPH	DIFF	TIME OF DAY	
1 -						09:16:21.370	
2 -	1:02.604	32.106	1:34.710	75.22	3.757	09:17:56.080	
3 -	1:00.291	31.763	1:32.054	77.39	1.101	09:19:28.134	
4 -	1:00.512	31.993	1:32.505	77.01	1.552	09:21:00.639	
5 -	<b>59.252</b>	31.701	<b>1:30.953 (1)</b>	<b>78.33</b>		<b>09:22:31.592</b>	
6 -	1:00.234	<b>31.594</b>	1:31.828 (3)	77.58	0.875	09:24:03.420	
7 -	59.529	31.773	1:31.302 (2)	78.03	0.349	09:25:34.722	
8 -	1:00.810	31.686	1:32.496	77.02	1.543	09:27:07.218	
9 -	59.558	32.971	1:32.529	76.99	1.576	09:28:39.747	

P22 33 C		Kieran LEWIS		Yamaha TZR250 - Controls For Doors Ltd/ G Force Motorcycles			
IDEAL LAP TIME : 1:31.150		BEST LAP TIME : 1:31.150		DIFFERENCE : 0.000			
LAP	SECTOR 1	SECTOR 2	LAP TIME	MPH	DIFF	TIME OF DAY	
1 -						09:16:18.152	
2 -	1:04.744	33.731	1:38.475	72.34	7.325	09:17:56.627	
3 -	1:02.240	32.512	1:34.752	75.19	3.602	09:19:31.379	
4 -	1:03.279	32.980	1:36.259	74.01	5.109	09:21:07.638	
5 -	1:02.290	33.116	1:35.406	74.67	4.256	09:22:43.044	
6 -	1:02.235	32.950	1:35.185	74.85	4.035	09:24:18.229	
7 -	1:01.135	32.633	1:33.768 (3)	75.98	2.618	09:25:51.997	
8 -	1:00.976	32.018	1:32.994 (2)	76.61	1.844	09:27:24.991	
9 -	<b>59.343</b>	<b>31.807</b>	<b>1:31.150 (1)</b>	<b>78.16</b>		<b>09:28:56.141</b>	

P23 87 C		Denise BUTTON		Yamaha TZR250 -			
IDEAL LAP TIME : 1:32.073		BEST LAP TIME : 1:32.073		DIFFERENCE : 0.000			
LAP	SECTOR 1	SECTOR 2	LAP TIME	MPH	DIFF	TIME OF DAY	
1 -						09:16:10.979	
2 -	1:06.563	33.326	1:39.889	71.32	7.816	09:17:50.868	
3 -	1:01.329	32.659	1:33.988	75.80	1.915	09:19:24.856	
4 -	1:00.938	32.328	1:33.266	76.39	1.193	09:20:58.122	
5 -	1:00.643	32.293	1:32.936	76.66	0.863	09:22:31.058	
6 -	1:02.259	32.201	1:34.460	75.42	2.387	09:24:05.518	
7 -	1:00.497	32.180	1:32.677 (3)	76.87	0.604	09:25:38.195	
8 -	<b>1:00.229</b>	<b>31.844</b>	<b>1:32.073 (1)</b>	<b>77.38</b>		<b>09:27:10.268</b>	
9 -	1:00.716	31.855	1:32.571 (2)	76.96	0.498	09:28:42.839	

P24 67 C		Mark BAILEY		Yamaha TZR250 -			
IDEAL LAP TIME : 1:32.517		BEST LAP TIME : 1:32.517		DIFFERENCE : 0.000			
LAP	SECTOR 1	SECTOR 2	LAP TIME	MPH	DIFF	TIME OF DAY	
1 -						09:16:22.908	
2 -	1:09.895	37.488	1:47.383	66.34	14.866	09:18:10.291	
3 -	1:09.311	35.096	1:44.407	68.23	11.890	09:19:54.698	
4 -	1:03.865	33.882	1:37.747	72.88	5.230	09:21:32.445	
5 -	1:02.420	32.943	1:35.363	74.71	2.846	09:23:07.808	
6 -	1:02.532	32.477	1:35.009	74.98	2.492	09:24:42.817	
7 -	1:01.278	32.440	1:33.718 (3)	76.02	1.201	09:26:16.535	
8 -	<b>1:00.172</b>	<b>32.345</b>	<b>1:32.517 (1)</b>	<b>77.00</b>		<b>09:27:49.052</b>	
9 -	1:00.421	32.689	1:33.110 (2)	76.51	0.593	09:29:22.162	

Weather / Track : Cloudy / Dry

Donington Park National  
Circuit Length = 1.9790 miles  
Start: 09:15 Flag 09:28 End: 09:30

# BMCRG - MRO Championships 2021 - Rnd 5 @ Donington National

## DFDS Yamaha Past Masters

### QUALIFYING - SECTOR ANALYSIS



SECTOR 1 = FL to I1, SECTOR 2 = I1 to FL, DIFF = Difference To Personal Best Lap, P = Crossed Finish Line in Pit Lane, D = Time Disallowed

P25 100 R		Danny FLYNN		Yamaha TZR250 - www.ypmrc.co.uk			
IDEAL LAP TIME : 1:32.801		BEST LAP TIME : 1:32.801		DIFFERENCE : 0.000			
LAP	SECTOR 1	SECTOR 2	LAP TIME	MPH	DIFF	TIME OF DAY	
1 -						09:16:21.409	
2 -	1:07.218	33.879	1:41.097	70.47	8.296	09:18:02.506	
3 -	1:03.113	33.169	1:36.282	73.99	3.481	09:19:38.788	
4 -	1:02.204	32.666	1:34.870	75.09	2.069	09:21:13.658	
5 -	1:01.388	32.543	1:33.931 (3)	75.84	1.130	09:22:47.589	
6 -	<b>1:00.655</b>	<b>32.146</b>	<b>1:32.801 (1)</b>	<b>76.77</b>		<b>09:24:20.390</b>	
7 -	1:00.801	33.964	1:34.765	75.18	1.964	09:25:55.155	
8 -	1:00.997	32.876	1:33.873 (2)	75.89	1.072	09:27:29.028	
9 -	1:01.879	32.669	1:34.548	75.35	1.747	09:29:03.576	

P26 99 C		Paul FIRTH		Yamaha TZR250 - Joanne Porter			
IDEAL LAP TIME : 1:33.551		BEST LAP TIME : 1:33.574		DIFFERENCE : 0.023			
LAP	SECTOR 1	SECTOR 2	LAP TIME	MPH	DIFF	TIME OF DAY	
1 -						09:16:08.330	
2 -	1:11.132	35.184	1:46.316	67.01	12.742	09:17:54.646	
3 -	1:04.357	33.993	1:38.350	72.44	4.776	09:19:32.996	
4 -	1:03.192	32.880	1:36.072	74.15	2.498	09:21:09.068	
5 -	1:02.865	32.670	1:35.535	74.57	1.961	09:22:44.603	
6 -	1:01.748	32.417	1:34.165 (3)	75.66	0.591	09:24:18.768	
7 -	1:01.653	32.243	1:33.896 (2)	75.87	0.322	09:25:52.664	
8 -	<b>1:01.366</b>	32.827	1:34.193	75.63	0.619	09:27:26.857	
9 -	1:01.389	<b>32.185</b>	<b>1:33.574 (1)</b>	<b>76.13</b>		<b>09:29:00.431</b>	

P27 42 C		Martin PEARSON		Yamaha TZR250 - Viking Inspection			
IDEAL LAP TIME : 1:33.702		BEST LAP TIME : 1:34.152		DIFFERENCE : 0.450			
LAP	SECTOR 1	SECTOR 2	LAP TIME	MPH	DIFF	TIME OF DAY	
1 -						09:16:08.202	
2 -	1:10.038	34.857	1:44.895	67.92	10.743	09:17:53.097	
3 -	1:04.557	33.359	1:37.916	72.76	3.764	09:19:31.013	
4 -	1:03.882	32.511	1:36.393	73.91	2.241	09:21:07.406	
5 -	1:02.854	32.541	1:35.395	74.68	1.243	09:22:42.801	
6 -	1:02.761	<b>32.051</b>	1:34.812 (3)	75.14	0.660	09:24:17.613	
7 -	1:02.089	32.063	<b>1:34.152 (1)</b>	<b>75.67</b>		<b>09:25:51.765</b>	
8 -	<b>1:01.651</b>	32.978	1:34.629 (2)	75.29	0.477	09:27:26.394	

P28 65 C		Nigel TERRY		Yamaha TZR250 - NTrap Garage Doors			
IDEAL LAP TIME : 1:35.538		BEST LAP TIME : 1:36.078		DIFFERENCE : 0.540			
LAP	SECTOR 1	SECTOR 2	LAP TIME	MPH	DIFF	TIME OF DAY	
1 -						09:16:09.595	
2 -	1:10.726	35.151	1:45.877	67.29	9.799	09:17:55.472	
3 -	1:06.240	34.077	1:40.317	71.02	4.239	09:19:35.789	
4 -	1:04.151	33.468	1:37.619 (3)	72.98	1.541	09:21:13.408	
5 -	1:04.278	33.991	1:38.269	72.50	2.191	09:22:51.677	
6 -	1:04.492	33.494	1:37.986	72.71	1.908	09:24:29.663	
7 -	1:06.395	<b>33.110</b>	1:39.505	71.60	3.427	09:26:09.168	
8 -	1:03.587	33.717	1:37.304 (2)	73.22	1.226	09:27:46.472	
9 -	<b>1:02.428</b>	33.650	<b>1:36.078 (1)</b>	<b>74.15</b>		<b>09:29:22.550</b>	

Weather / Track : Cloudy / Dry

Donington Park National  
Circuit Length = 1.9790 miles  
Start: 09:15 Flag 09:28 End: 09:30

# BMCRC - MRO Championships 2021 - Rnd 5 @ Donington National

## DFDS Yamaha Past Masters

### QUALIFYING - SECTOR ANALYSIS



SECTOR 1 = FL to I1, SECTOR 2 = I1 to FL, DIFF = Difference To Personal Best Lap, P = Crossed Finish Line in Pit Lane, D = Time Disallowed

<b>P29 32 C</b>		<b>Lorraine ANSON</b>		Yamaha TZR250 - Wallis & Whalin Racing			
IDEAL LAP TIME : 1:37.873		BEST LAP TIME : 1:38.427		DIFFERENCE : 0.554			
LAP	SECTOR 1	SECTOR 2	LAP TIME	MPH	DIFF	TIME OF DAY	
1 -						09:16:09.499	
2 -	1:07.465	56.279	2:03.744	57.57	25.317	09:18:13.243	
3 -	1:05.942	34.674	1:40.616	70.81	2.189	09:19:53.859	
<b>4 -</b>	<b>1:03.637</b>	34.790	<b>1:38.427 (1)</b>	<b>72.38</b>		<b>09:21:32.286</b>	
5 -	1:05.040	34.526	1:39.566	71.55	1.139	09:23:11.852	
6 -	1:04.489	<b>34.236</b>	1:38.725 (2)	72.16	0.298	09:24:50.577	
7 -	1:04.077	34.735	1:38.812 (3)	72.10	0.385	09:26:29.389	
8 -	1:05.211	35.001	1:40.212	71.09	1.785	09:28:09.601	
9 -	1:04.872	34.908	1:39.780	71.40	1.353	09:29:49.381	

Weather / Track : Cloudy / Dry

Results can be found at [www.tsl-timing.com](http://www.tsl-timing.com)

Page 8 of 8

Donington Park National  
Circuit Length = 1.9790 miles  
Start: 09:15 Flag 09:28 End: 09:30

Printed - 09:30 Saturday, 04 September 2021

# BMCRC - MRO Championships 2021 - Rnd 5 @ Donington National

## DFDS Yamaha Past Masters

### QUALIFYING - BEST SECTORS

SECTOR 1				SECTOR 2				IDEAL / BEST COMPARISON				
POS	NO	NAME	TIME	NO	NAME	TIME	POS	NO	NAME	IDEAL	BEST	DIFF
									<b>PERFECT LAP</b>	<b>1:19.003</b>		
1	24	CARSON	51.220	24	CARSON	27.783	1	24	CARSON	1:19.003	1:19.038	0.035
2	13	EDMONDSON	52.079	30	COOPER	28.047	2	13	EDMONDSON	1:20.516	1:20.645	0.129
3	30	COOPER	52.515	19	BRANTON	28.395	3	30	COOPER	1:20.562	1:20.562	0.000
4	15	PERKINS	52.700	13	EDMONDSON	28.437	4	19	BRANTON	1:21.276	1:21.276	0.000
5	19	BRANTON	52.881	15	PERKINS	28.723	5	15	PERKINS	1:21.423	1:21.423	0.000
6	74	WHITBY	52.898	88	STANLEY	28.754	6	74	WHITBY	1:21.730	1:22.165	0.435
7	88	STANLEY	53.118	74	WHITBY	28.832	7	88	STANLEY	1:21.872	1:21.906	0.034
8	8	BALL	53.278	8	BALL	29.172	8	8	BALL	1:22.450	1:23.208	0.758
9	146	MACE	53.840	146	MACE	29.502	9	146	MACE	1:23.342	1:23.650	0.308
10	55	TOLAND	54.779	60	GOUGH	29.623	10	55	TOLAND	1:24.483	1:24.483	0.000
11	57	MOOK	54.913	57	MOOK	29.634	11	57	MOOK	1:24.547	1:24.547	0.000
12	72	THAY	55.285	55	TOLAND	29.704	12	60	GOUGH	1:24.965	1:25.043	0.078
13	60	GOUGH	55.342	72	THAY	29.723	13	72	THAY	1:25.008	1:25.125	0.117
14	4	HALIL	55.448	4	HALIL	29.953	14	4	HALIL	1:25.401	1:25.769	0.368
15	92	MOOK	55.697	92	MOOK	30.176	15	92	MOOK	1:25.873	1:25.873	0.000
16	70	BURSCOUGH	56.292	73	TURNER	30.359	16	70	BURSCOUGH	1:26.792	1:26.973	0.181
17	199	FROST	57.628	70	BURSCOUGH	30.500	17	73	TURNER	1:28.170	1:28.409	0.239
18	69	ELLERAY	57.781	199	FROST	30.719	18	199	FROST	1:28.347	1:28.347	0.000
19	73	TURNER	57.811	69	ELLERAY	31.155	19	69	ELLERAY	1:28.936	1:29.465	0.529
20	46	MARSHALL	58.109	46	MARSHALL	31.443	20	46	MARSHALL	1:29.552	1:29.552	0.000
21	17	MILES	59.252	17	MILES	31.594	21	17	MILES	1:30.846	1:30.953	0.107
22	33	LEWIS	59.343	33	LEWIS	31.807	22	33	LEWIS	1:31.150	1:31.150	0.000
23	67	BAILEY	1:00.172	87	BUTTON	31.844	23	87	BUTTON	1:32.073	1:32.073	0.000
24	87	BUTTON	1:00.229	42	PEARSON	32.051	24	67	BAILEY	1:32.517	1:32.517	0.000
25	100	FLYNN	1:00.655	100	FLYNN	32.146	25	100	FLYNN	1:32.801	1:32.801	0.000
26	99	FIRTH	1:01.366	99	FIRTH	32.185	26	99	FIRTH	1:33.551	1:33.574	0.023
27	42	PEARSON	1:01.651	67	BAILEY	32.345	27	42	PEARSON	1:33.702	1:34.152	0.450
28	65	TERRY	1:02.428	65	TERRY	33.110	28	65	TERRY	1:35.538	1:36.078	0.540
29	32	ANSON	1:03.637	32	ANSON	34.236	29	32	ANSON	1:37.873	1:38.427	0.554

Weather / Track : Cloudy / Dry

Donington Park National  
Circuit Length = 1.9790 miles  
Start: 09:15 Flag 09:28 End: 09:30

Results can be found at [www.tsl-timing.com](http://www.tsl-timing.com)

Printed - 09:30 Saturday, 04 September 2021



# BMCRC - MRO Championships 2021 - Rnd 5 @ Donington National

## DFDS Yamaha Past Masters

### QUALIFYING - STATISTICS

**Competitors Started** 29  
**Planned Start** 2021-09-04 @ 09:17:00.000  
**Actual Start** 2021-09-04 @ 09:15:42.033  
**Finish Time** 2021-09-04 @ 09:28:28.989  
**Track Length** 1.9790mi.  
**Total Laps** 272  
**Total Distance Covered** 538.3062mi.

### Session Fastest Lap History

NO	CL	NAME	LAP TIME	TIME OF DAY	LAP	VEHICLE
24		Scott CARSON	1:23.342	09:17:28.081	2	Yamaha TZR250
24		Scott CARSON	1:19.038	09:18:47.114	3	Yamaha TZR250

### Flag History

TYPE	TIME OF DAY
GREEN	09:15:42.033
FINISH	09:28:28.989

### Flag Statistics

TYPE	COUNT	TOTAL LAPS	TOTAL TIME
Green	1	10	14:27.929
Red	0	0	0.000
Safety Car	0	0	0.000
FCY	0	0	0.000

# BMCRC - MRO Championships 2021 - Rnd 5 @ Donington National

## DFDS Yamaha Past Masters

### QUALIFYING - STATISTICS

CLASS :

15 Starters

#### Fastest Lap History

NO	NAME	LAP TIME	TIME OF DAY	LAP	VEHICLE
24	Scott CARSON	1:23.342	09:17:28.081	2	Yamaha TZR250
24	Scott CARSON	1:19.038	09:18:47.114	3	Yamaha TZR250

Weather / Track : Cloudy / Dry

Results can be found at [www.tsl-timing.com](http://www.tsl-timing.com)

Page 2 of 4

Donington Park National  
Circuit Length = 1.9790 miles  
Start: 09:15 Flag 09:28 End: 09:30

Printed - 09:30 Saturday, 04 September 2021

# BMCRC - MRO Championships 2021 - Rnd 5 @ Donington National

## DFDS Yamaha Past Masters

### QUALIFYING - STATISTICS

CLASS : C

12 Starters

#### Fastest Lap History

NO	NAME	LAP TIME	TIME OF DAY	LAP	VEHICLE
92	Andrew MOOK	1:28.960	09:17:31.207	2	Yamaha TZR250
8	David BALL	1:28.214	09:17:33.940	2	Yamaha TZR250
8	David BALL	1:23.880	09:18:57.861	3	Yamaha TZR250
8	David BALL	1:23.208	09:21:46.586	5	Yamaha TZR250

# BMCRC - MRO Championships 2021 - Rnd 5 @ Donington National

## DFDS Yamaha Past Masters

### QUALIFYING - STATISTICS

CLASS : R

2 Starters

#### Fastest Lap History

NO	NAME	LAP TIME	TIME OF DAY	LAP	VEHICLE
73	Colvin TURNER	<b>1:36.728</b>	09:17:54.585	2	Yamaha TZR250
73	Colvin TURNER	<b>1:30.408</b>	09:19:24.969	3	Yamaha TZR250
73	Colvin TURNER	<b>1:28.409</b>	09:20:53.405	4	Yamaha TZR250

Weather / Track : Cloudy / Dry

Results can be found at [www.tsl-timing.com](http://www.tsl-timing.com)

Page 4 of 4

Donington Park National  
Circuit Length = 1.9790 miles  
Start: 09:15 Flag 09:28 End: 09:30

Printed - 09:30 Saturday, 04 September 2021

**BMCRC - MRO Championships 2021 - Rnd 5 @ Donington National**
**DFDS Yamaha Past Masters**
**RACE 2 - GRID (7 Laps)**

ROW 10	30	27	Richard HAYWARD	1:38.427	29	32	Lorraine ANSON	1:36.078	28	65	Nigel TERRY	
ROW 9		27	42	Martin PEARSON	1:34.152	26	99	Paul FIRTH	1:33.574	25	100	Danny FLYNN
ROW 8	24	67	Mark BAILEY	1:32.517	23	87	Denise BUTTON	1:32.073	22	33	Kieran LEWIS	
ROW 7		21	17	Dan MILES	1:30.953	20	46	Kevin MARSHALL	1:29.552	19	69	Mark ELLERAY
ROW 6	18	73	Colvin TURNER	1:28.409	17	199	Michael FROST	1:28.347	16	70	Andrew BURSCOUGH	
ROW 5		15	92	Andrew MOOK	1:25.873	14	4	Denis HALIL	1:25.769	13	72	Chris THAY
ROW 4	12	60	Daniel GOUGH	1:25.043	11	57	Geoff MOOK	1:24.547	10	55	Paul TOLAND	
ROW 3		9	146	Michael MACE	1:23.650	8	8	David BALL	1:23.208	7	74	Paul WHITBY
ROW 2	6	88	Michael STANLEY	1:21.906	5	15	Billy PERKINS	1:21.423	4	19	Peter BRANTON	
ROW 1		3	13	Doug EDMONDSON	1:20.645	2	30	Alan COOPER	1:20.562	1	24	Scott CARSON
											<b>Pole</b>	

Donington Park National  
Circuit Length = 1.9790 miles

**These results are provisional until the conclusion of any judicial and technical matters.**

Clerk Of Course :	Stewards :	Timekeeper :
-------------------	------------	--------------

Results can be found at [www.tsl-timing.com](http://www.tsl-timing.com)

Printed - 09:32 Saturday, 04 September 2021



**BMCRC - MRO Championships 2021 - Rnd 5 @ Donington National**
**DFDS Yamaha Past Masters**
**RACE 2 - CLASSIFICATION**

POS	NO	CL	PIC NAME	ENTRY	LAPS	TIME	GAP	DIFF	MPH	BEST	ON
1	19		1 Peter BRANTON	Yamaha TZR250 - Exactweld Racing	7	9:25.268			87.98	1:19.899	6
2	13		2 Doug EDMONDSON	Yamaha TZR250 - Stan Stephens Tuning	7	9:25.304	0.036	0.036	87.98	1:19.635	5
3	30		3 Alan COOPER	Yamaha TZR250 - twistgrip motorcycles	7	9:25.716	0.448	0.412	87.91	1:19.823	6
4	15		4 Billy PERKINS	Yamaha TZR250 - Ashford tarmac / Barking mad abx	7	9:35.715	10.447	9.999	86.38	1:20.501	3
5	74		5 Paul WHITBY	Yamaha TZR250 - Greybridge Ltd	7	9:36.491	11.223	0.776	86.27	1:21.069	3
6	88		6 Michael STANLEY	Yamaha TZR250 -	7	9:36.646	11.378	0.155	86.25	1:21.159	7
7	55*		7 Paul TOLAND	Yamaha TZR250 - Kippers keys	7	9:58.894	33.626	22.248	83.04	1:24.384	5
8	8	C	1 David BALL	Yamaha TZR250 - Gardiner Page and Roe pension c	7	10:02.652	37.384	3.758	82.52	1:24.809	2
9	72	C	2 Chris THAY	Yamaha TZR250 - Scell-it uk	7	10:04.085	38.817	1.433	82.33	1:24.352	7
10	70		8 Andrew BURSCOUGH	Yamaha YPVS 350 - Apollo/Merlin/Abbey/Martitaniur	7	10:05.739	40.471	1.654	82.10	1:24.899	6
11	60	C	3 Daniel GOUGH	Yamaha TZR250 - G Force Motorcycles	7	10:07.214	41.946	1.475	81.90	1:24.563	7
12	4		9 Denis HALIL	Yamaha TZR250 - D & A AUTOS	7	10:09.828	44.560	2.614	81.55	1:25.126	2
13	146		10 Michael MACE	Yamaha TZR250 - Kevin Marshall	7	10:17.035	51.767	7.207	80.60	1:23.414	6
14	92	C	4 Andrew MOOK	Yamaha TZR250 -	7	10:19.829	54.561	2.794	80.24	1:26.968	5
15	199		11 Michael FROST	Yamaha TZR250 -	7	10:35.086	1:09.818	15.257	78.31	1:29.249	6
16	69	C	5 Mark ELLERAY	Yamaha TZR250 - Abbot Solutions Ltd	7	10:35.441	1:10.173	0.355	78.27	1:28.126	4
17	42	C	6 Martin PEARSON	Yamaha TZR250 - Viking Inspection	7	10:37.391	1:12.123	1.950	78.03	1:28.767	7
18	67	C	7 Mark BAILEY	Yamaha TZR250 -	7	10:38.610	1:13.342	1.219	77.88	1:29.449	7
19	17	R	1 Dan MILES	Yamaha TZR 250 -	7	10:40.266	1:14.998	1.656	77.68	1:29.311	5
20	87	C	8 Denise BUTTON	Yamaha TZR250 -	7	10:44.802	1:19.534	4.536	77.13	1:30.078	5
21	33	C	9 Kieran LEWIS	Yamaha TZR250 - Controls For Doors Ltd/ G Force I	7	10:52.195	1:26.927	7.393	76.25	1:31.562	3
22	27	C	10 Richard HAYWARD	Yamaha TZR250 - Hazel Motors/ Gforce	7	11:06.282	1:41.014	14.087	74.64	1:25.632	3
23	100	R	2 Danny FLYNN	Yamaha TZR250 - www.ypmrc.co.uk	6	9:33.781	1 Lap	1 Lap	74.26	1:32.970	5
24	65	C	11 Nigel TERRY	Yamaha TZR250 - NTrap Garage Doors	6	9:35.417	1 Lap	1.636	74.05	1:34.254	2
25	32	C	12 Lorraine ANSON	Yamaha TZR250 - Wallis & Whalin Racing	6	9:36.397	1 Lap	0.980	73.92	1:34.073	4
26	99	C	13 Paul FIRTH	Yamaha TZR250 - Joanne Porter	6	9:50.460	1 Lap	14.063	72.16	1:33.615	6

**NOT CLASSIFIED**

DNF	24		Scott CARSON	Yamaha TZR250 - Brian Grays Powerbiking,All Engl:	0						
DNF	57		Geoff MOOK	Yamaha TZR250 -	0						
DNF	73	R	Colvin TURNER	Yamaha TZR250 -	0						

**FASTEST LAP**

	13		Doug EDMONDSON	Yamaha TZR250 - Stan Stephens Tuning	5	1:19.635		89.46 mph	143.98 kph		
	72	C	Chris THAY	Yamaha TZR250 - Scell-it uk	7	1:24.352		84.46 mph	135.93 kph		
	17	R	Dan MILES	Yamaha TZR 250 -	5	1:29.311		79.77 mph	128.38 kph		

\* Bike 55 - Please fit a working transponder  
 Class - 92.5% of Race Speed = 81.38 mph  
 Class C - 92.5% of Race Speed = 76.33 mph  
 Class R - 92.5% of Race Speed = 71.85 mph

Donington Park National: 1.9790 miles  
 Race Distance: 7 Laps / 13.85 miles  
 Start: 12:14 Flag 12:24 End: 12:25

Weather / Track : Cloudy / Dry

These results are provisional until the conclusion of any judicial and technical matters.

Clerk Of Course :	Stewards :	Timekeeper :
-------------------	------------	--------------

Results can be found at [www.tsl-timing.com](http://www.tsl-timing.com)

Printed - 12:26 Saturday, 04 September 2021



# BMCRC - MRO Championships 2021 - Rnd 5 @ Donington National

## DFDS Yamaha Past Masters

### RACE 2 - LAP CHART

#### LAP 1 @ 12:16:05.420

NO	BEHIND	LAP TIME
13		1:24.026
19	0.032	1:24.058
30	0.775	1:24.801
74	1.823	1:25.849
15	2.123	1:26.149
88	2.387	1:26.413
55	5.220	1:29.246
8	5.627	1:29.653
72	7.379	1:31.405
60	7.903	1:31.929
4	7.975	1:32.001
70	8.322	1:32.348
27	8.813	1:32.839
92	10.971	1:34.997
199	11.665	1:35.691
17	13.206	1:37.232
67	13.353	1:37.379
87	13.556	1:37.582
69	13.862	1:37.888
42	13.947	1:37.973
33	15.729	1:39.755
65	17.436	1:41.462
100	17.682	1:41.708
32	19.699	1:43.725
146	27.358	1:51.384
99	30.499	1:54.525

#### LAP 2 @ 12:17:26.163

NO	BEHIND	LAP TIME
19		1:20.711
13	0.250	1:20.993
30	1.047	1:21.015
74	2.797	1:21.717
88	3.460	1:21.816
15	3.772	1:22.392
8	9.693	1:24.809
55	9.963	1:25.486
4	12.358	1:25.126
70	12.673	1:25.094
72	13.451	1:26.815
27	13.847	1:25.777
60	14.134	1:26.974
92	18.100	1:27.872
199	20.594	1:29.672
17	22.373	1:29.910
69	22.937	1:29.818
67	23.143	1:30.533
87	23.786	1:30.973
42	24.145	1:30.941
33	27.289	1:32.303
65	30.947	1:34.254
146	31.096	1:24.481
100	31.293	1:34.354
32	33.808	1:34.852
99	46.575	1:36.819

#### LAP 3 @ 12:18:46.100

NO	BEHIND	LAP TIME
19		1:19.937
13	0.585	1:20.272
30	1.219	1:20.109

74	3.929	1:21.069
15	4.336	1:20.501
88	5.217	1:21.694
55	15.118	1:25.092
8	15.227	1:25.471
4	18.373	1:25.952
70	18.614	1:25.878
72	18.888	1:25.374
60	19.385	1:25.188
27	19.542	1:25.632
92	25.551	1:27.388
199	30.526	1:29.869
69	32.712	1:29.712
67	33.651	1:30.445
17	33.669	1:31.233
87	34.138	1:30.289
42	34.386	1:30.178
146	35.702	1:24.543
33	38.914	1:31.562
65	45.386	1:34.376
100	45.578	1:34.222
32	48.891	1:35.020
99	1:03.382	1:36.744

#### LAP 4 @ 12:20:06.141

NO	BEHIND	LAP TIME
19		1:20.041
13	0.761	1:20.217
30	1.041	1:19.863
15	5.575	1:21.280
74	6.235	1:22.347
88	6.649	1:21.473
55	19.757	1:24.680
8	20.117	1:24.931
72	24.470	1:25.623
70	24.633	1:26.060
4	24.883	1:26.551
27	25.297	1:25.796
60	25.831	1:26.487
92	32.804	1:27.294
199	40.011	1:29.526
146	40.662	1:25.001
69	40.797	1:28.126
67	44.016	1:30.406
17	44.152	1:30.524
42	45.218	1:30.873
87	45.672	1:31.575
33	51.498	1:32.625
65	1:00.781	1:35.436
100	1:01.522	1:35.985
32	1:02.923	1:34.073
99	1:17.974	1:34.633

#### LAP 5 @ 12:21:26.137

NO	BEHIND	LAP TIME
19		1:19.996
13	0.400	1:19.635
30	1.010	1:19.965
15	7.215	1:21.636
74	8.345	1:22.106
88	8.628	1:21.975
55	24.145	1:24.384
8	25.191	1:25.070
72	30.326	1:25.852

70	30.806	1:26.169
27	31.984	1:26.683
4	32.170	1:27.283
60	32.721	1:26.886
92	39.776	1:26.968
146	44.996	1:24.330
69	49.229	1:28.428
199	49.900	1:29.885
17	53.467	1:29.311
67	53.678	1:29.658
42	54.574	1:29.352
87	55.754	1:30.078
33	1:03.329	1:31.827
100	1:14.496	1:32.970
65	1:15.765	1:34.980
32	1:17.365	1:34.438

#### LAP 6 @ 12:22:46.036

NO	BEHIND	LAP TIME
19		1:19.899
13	0.310	1:19.809
30	0.934	1:19.823
15	9.524	1:22.208
74	10.569	1:22.123
88	10.845	1:22.116
99	1 Lap	1:34.124
55	29.318	1:25.072
8	31.453	1:26.161
72	35.091	1:24.664
70	35.806	1:24.899
60	38.009	1:25.187
4	39.640	1:27.369
27	43.023	1:30.938
92	46.887	1:27.010
146	48.511	1:23.414
69	59.185	1:29.855
199	59.250	1:29.249
42	1:03.982	1:29.307
67	1:04.519	1:30.740
17	1:04.606	1:31.038
87	1:07.307	1:31.452
33	1:15.689	1:32.259

#### LAP 7 @ 12:24:06.662

NO	BEHIND	LAP TIME
19		1:20.626
13	0.036	1:20.352
30	0.448	1:20.140
100	1 Lap	1:34.542
65	1 Lap	1:34.909
15	10.447	1:21.549
32	1 Lap	1:34.289
74	11.223	1:21.280
88	11.378	1:21.159
99	1 Lap	1:33.615
55	33.626	1:24.934
8	37.384	1:26.557
72	38.817	1:24.352
70	40.471	1:25.291
60	41.946	1:24.563
4	44.560	1:25.546
146	51.767	1:23.882
92	54.561	1:28.300
199	1:09.818	1:31.194

Weather / Track : Cloudy / Dry

Results can be found at [www.tsl-timing.com](http://www.tsl-timing.com)

Donington Park National  
Circuit Length = 1.9790 miles  
Start: 12:14 Flag 12:24 End: 12:25

Printed - 12:26 Saturday, 04 September 2021

# BMCR - MRO Championships 2021 - Rnd 5 @ Donington National

## DFDS Yamaha Past Masters

### RACE 2 - SECTOR ANALYSIS



SECTOR 1 = FL to I1, SECTOR 2 = I1 to FL, DIFF = Difference To Personal Best Lap, P = Crossed Finish Line in Pit Lane, D = Time Disallowed

P1 19		Peter BRANTON		Yamaha TZR250 - Exactweld Racing			
IDEAL LAP TIME : 1:19.708		BEST LAP TIME : 1:19.899		DIFFERENCE : 0.191			
LAP	SECTOR 1	SECTOR 2	LAP TIME	MPH	DIFF	TIME OF DAY	
1 -		28.187	1:24.058	84.75	4.159	12:16:05.452	
2 -	52.783	27.928	1:20.711	88.27	0.812	12:17:26.163	
3 -	<b>51.959</b>	27.978	1:19.937 (2)	89.12	0.038	12:18:46.100	
4 -	52.170	27.871	1:20.041	89.01	0.142	12:20:06.141	
5 -	52.038	27.958	1:19.996 (3)	89.06	0.097	12:21:26.137	
6 -	52.150	<b>27.749</b>	<b>1:19.899 (1)</b>	<b>89.17</b>		<b>12:22:46.036</b>	
7 -	52.581	28.045	1:20.626	88.36	0.727	12:24:06.662	

P2 13		Doug EDMONDSON		Yamaha TZR250 - Stan Stephens Tuning			
IDEAL LAP TIME : 1:19.542		BEST LAP TIME : 1:19.635		DIFFERENCE : 0.093			
LAP	SECTOR 1	SECTOR 2	LAP TIME	MPH	DIFF	TIME OF DAY	
1 -		28.491	1:24.026	84.79	4.391	12:16:05.420	
2 -	52.560	28.433	1:20.993	87.96	1.358	12:17:26.413	
3 -	52.011	28.261	1:20.272	88.75	0.637	12:18:46.685	
4 -	51.924	28.293	1:20.217 (3)	88.81	0.582	12:20:06.902	
5 -	<b>51.488</b>	28.147	<b>1:19.635 (1)</b>	<b>89.46</b>		<b>12:21:26.537</b>	
6 -	51.755	<b>28.054</b>	1:19.809 (2)	89.27	0.174	12:22:46.346	
7 -	52.190	28.162	1:20.352	88.66	0.717	12:24:06.698	

P3 30		Alan COOPER		Yamaha TZR250 - twistgrip motorcycles			
IDEAL LAP TIME : 1:19.725		BEST LAP TIME : 1:19.823		DIFFERENCE : 0.098			
LAP	SECTOR 1	SECTOR 2	LAP TIME	MPH	DIFF	TIME OF DAY	
1 -		28.576	1:24.801	84.01	4.978	12:16:06.195	
2 -	52.506	28.509	1:21.015	87.94	1.192	12:17:27.210	
3 -	51.918	28.191	1:20.109	88.93	0.286	12:18:47.319	
4 -	51.948	27.915	1:19.863 (2)	89.21	0.040	12:20:07.182	
5 -	51.942	28.023	1:19.965 (3)	89.09	0.142	12:21:27.147	
6 -	<b>51.898</b>	27.925	<b>1:19.823 (1)</b>	<b>89.25</b>		<b>12:22:46.970</b>	
7 -	52.313	<b>27.827</b>	1:20.140	88.90	0.317	12:24:07.110	

P4 15		Billy PERKINS		Yamaha TZR250 - Ashford tarmac / Barking mad about Animals			
IDEAL LAP TIME : 1:20.501		BEST LAP TIME : 1:20.501		DIFFERENCE : 0.000			
LAP	SECTOR 1	SECTOR 2	LAP TIME	MPH	DIFF	TIME OF DAY	
1 -		29.223	1:26.149	82.70	5.648	12:16:07.543	
2 -	53.545	28.847	1:22.392	86.47	1.891	12:17:29.935	
3 -	<b>52.197</b>	<b>28.304</b>	<b>1:20.501 (1)</b>	<b>88.50</b>		<b>12:18:50.436</b>	
4 -	52.946	28.334	1:21.280 (2)	87.65	0.779	12:20:11.716	
5 -	52.872	28.764	1:21.636	87.27	1.135	12:21:33.352	
6 -	52.937	29.271	1:22.208	86.66	1.707	12:22:55.560	
7 -	52.796	28.753	1:21.549 (3)	87.36	1.048	12:24:17.109	

P5 74		Paul WHITBY		Yamaha TZR250 - Greybridge Ltd			
IDEAL LAP TIME : 1:21.048		BEST LAP TIME : 1:21.069		DIFFERENCE : 0.021			
LAP	SECTOR 1	SECTOR 2	LAP TIME	MPH	DIFF	TIME OF DAY	
1 -		28.808	1:25.849	82.99	4.780	12:16:07.243	
2 -	53.323	<b>28.394</b>	1:21.717 (3)	87.18	0.648	12:17:28.960	
3 -	<b>52.654</b>	28.415	<b>1:21.069 (1)</b>	<b>87.88</b>		<b>12:18:50.029</b>	
4 -	53.779	28.568	1:22.347	86.51	1.278	12:20:12.376	
5 -	53.371	28.735	1:22.106	86.77	1.037	12:21:34.482	
6 -	53.325	28.798	1:22.123	86.75	1.054	12:22:56.605	
7 -	52.691	28.589	1:21.280 (2)	87.65	0.211	12:24:17.885	

Weather / Track : Cloudy / Dry

Donington Park National  
Circuit Length = 1.9790 miles  
Start: 12:14 Flag 12:24 End: 12:25



# BMCRG - MRO Championships 2021 - Rnd 5 @ Donington National

## DFDS Yamaha Past Masters

### RACE 2 - SECTOR ANALYSIS



SECTOR 1 = FL to I1, SECTOR 2 = I1 to FL, DIFF = Difference To Personal Best Lap, P = Crossed Finish Line in Pit Lane, D = Time Disallowed

P6 88		Michael STANLEY		Yamaha TZR250 -		
IDEAL LAP TIME : 1:21.159		BEST LAP TIME : 1:21.159		DIFFERENCE : 0.000		
LAP	SECTOR 1	SECTOR 2	LAP TIME	MPH	DIFF	TIME OF DAY
1 -		28.968	1:26.413	82.44	5.254	12:16:07.807
2 -	53.131	28.685	1:21.816	87.08	0.657	12:17:29.623
3 -	53.042	28.652	1:21.694 (3)	87.21	0.535	12:18:51.317
4 -	52.868	28.605	1:21.473 (2)	87.44	0.314	12:20:12.790
5 -	53.214	28.761	1:21.975	86.91	0.816	12:21:34.765
6 -	52.933	29.183	1:22.116	86.76	0.957	12:22:56.881
7 -	<b>52.794</b>	<b>28.365</b>	<b>1:21.159 (1)</b>	<b>87.78</b>		<b>12:24:18.040</b>

P7 55		Paul TOLAND		Yamaha TZR250 - Kippers keys		
IDEAL LAP TIME :		BEST LAP TIME : 1:24.384		DIFFERENCE :		
LAP	SECTOR 1	SECTOR 2	LAP TIME	MPH	DIFF	TIME OF DAY
1 -			1:29.246	79.83	4.862	12:16:10.640
2 -			1:25.486	83.34	1.102	12:17:36.126
3 -			1:25.092	83.72	0.708	12:19:01.218
4 -			1:24.680 (2)	84.13	0.296	12:20:25.898
5 -			<b>1:24.384 (1)</b>	<b>84.43</b>		<b>12:21:50.282</b>
6 -			1:25.072	83.74	0.688	12:23:15.354
7 -			1:24.934 (3)	83.88	0.550	12:24:40.288

P8 8 C		David BALL		Yamaha TZR250 - Gardiner Page and Roe pension consultants		
IDEAL LAP TIME : 1:24.311		BEST LAP TIME : 1:24.809		DIFFERENCE : 0.498		
LAP	SECTOR 1	SECTOR 2	LAP TIME	MPH	DIFF	TIME OF DAY
1 -		30.422	1:29.653	79.46	4.844	12:16:11.047
2 -	<b>54.791</b>	30.018	<b>1:24.809 (1)</b>	<b>84.00</b>		<b>12:17:35.856</b>
3 -	54.898	30.573	1:25.471	83.35	0.662	12:19:01.327
4 -	55.411	<b>29.520</b>	1:24.931 (2)	83.88	0.122	12:20:26.258
5 -	55.458	29.612	1:25.070 (3)	83.75	0.261	12:21:51.328
6 -	55.779	30.382	1:26.161	82.68	1.352	12:23:17.489
7 -	55.889	30.668	1:26.557	82.31	1.748	12:24:44.046

P9 72 C		Chris THAY		Yamaha TZR250 - Scell-it uk		
IDEAL LAP TIME : 1:24.286		BEST LAP TIME : 1:24.352		DIFFERENCE : 0.066		
LAP	SECTOR 1	SECTOR 2	LAP TIME	MPH	DIFF	TIME OF DAY
1 -		29.908	1:31.405	77.94	7.053	12:16:12.799
2 -	56.595	30.220	1:26.815	82.06	2.463	12:17:39.614
3 -	55.472	29.902	1:25.374 (3)	83.45	1.022	12:19:04.988
4 -	55.597	30.026	1:25.623	83.20	1.271	12:20:30.611
5 -	55.952	29.900	1:25.852	82.98	1.500	12:21:56.463
6 -	55.280	<b>29.384</b>	1:24.664 (2)	84.15	0.312	12:23:21.127
7 -	<b>54.902</b>	29.450	<b>1:24.352 (1)</b>	<b>84.46</b>		<b>12:24:45.479</b>

P10 70		Andrew BURSCOUGH		Yamaha YPVS 350 - Apollo/Merlin/Abbey/Martitium		
IDEAL LAP TIME : 1:24.862		BEST LAP TIME : 1:24.899		DIFFERENCE : 0.037		
LAP	SECTOR 1	SECTOR 2	LAP TIME	MPH	DIFF	TIME OF DAY
1 -		29.968	1:32.348	77.14	7.449	12:16:13.742
2 -	55.394	29.700	1:25.094 (2)	83.72	0.195	12:17:38.836
3 -	55.433	30.445	1:25.878	82.96	0.979	12:19:04.714
4 -	<b>55.345</b>	30.715	1:26.060	82.78	1.161	12:20:30.774
5 -	56.342	29.827	1:26.169	82.68	1.270	12:21:56.943
6 -	55.382	<b>29.517</b>	<b>1:24.899 (1)</b>	<b>83.91</b>		<b>12:23:21.842</b>
7 -	55.595	29.696	1:25.291 (3)	83.53	0.392	12:24:47.133

Weather / Track : Cloudy / Dry

Donington Park National  
Circuit Length = 1.9790 miles  
Start: 12:14 Flag 12:24 End: 12:25

# BMCR - MRO Championships 2021 - Rnd 5 @ Donington National

## DFDS Yamaha Past Masters

### RACE 2 - SECTOR ANALYSIS



SECTOR 1 = FL to I1, SECTOR 2 = I1 to FL, DIFF = Difference To Personal Best Lap, P = Crossed Finish Line in Pit Lane, D = Time Disallowed

P11 60 C		Daniel GOUGH		Yamaha TZR250 - G Force Motorcycles			
IDEAL LAP TIME : 1:24.424		BEST LAP TIME : 1:24.563		DIFFERENCE : 0.139			
LAP	SECTOR 1	SECTOR 2	LAP TIME	MPH	DIFF	TIME OF DAY	
1 -		30.557	1:31.929	77.50	7.366	12:16:13.323	
2 -	56.303	30.671	1:26.974	81.91	2.411	12:17:40.297	
3 -	55.427	29.761	1:25.188 (3)	83.63	0.625	12:19:05.485	
4 -	55.354	31.133	1:26.487	82.37	1.924	12:20:31.972	
5 -	56.793	30.093	1:26.886	81.99	2.323	12:21:58.858	
6 -	<b>55.282</b>	29.905	1:25.187 (2)	83.63	0.624	12:23:24.045	
7 -	55.421	<b>29.142</b>	<b>1:24.563 (1)</b>	<b>84.25</b>		<b>12:24:48.608</b>	

P12 4		Denis HALIL		Yamaha TZR250 - D & A AUTOS			
IDEAL LAP TIME : 1:25.126		BEST LAP TIME : 1:25.126		DIFFERENCE : 0.000			
LAP	SECTOR 1	SECTOR 2	LAP TIME	MPH	DIFF	TIME OF DAY	
1 -		30.101	1:32.001	77.44	6.875	12:16:13.395	
2 -	<b>55.241</b>	<b>29.885</b>	<b>1:25.126 (1)</b>	<b>83.69</b>		<b>12:17:38.521</b>	
3 -	55.491	30.461	1:25.952 (3)	82.89	0.826	12:19:04.473	
4 -	55.843	30.708	1:26.551	82.31	1.425	12:20:31.024	
5 -	57.325	29.958	1:27.283	81.62	2.157	12:21:58.307	
6 -	55.604	31.765	1:27.369	81.54	2.243	12:23:25.676	
7 -	55.517	30.029	1:25.546 (2)	83.28	0.420	12:24:51.222	

P13 146		Michael MACE		Yamaha TZR250 - Kevin Marshall			
IDEAL LAP TIME : 1:23.384		BEST LAP TIME : 1:23.414		DIFFERENCE : 0.030			
LAP	SECTOR 1	SECTOR 2	LAP TIME	MPH	DIFF	TIME OF DAY	
1 -		29.945	1:51.384	63.96	27.970	12:16:32.778	
2 -	54.712	29.769	1:24.481	84.33	1.067	12:17:57.259	
3 -	55.037	29.506	1:24.543	84.27	1.129	12:19:21.802	
4 -	55.387	29.614	1:25.001	83.81	1.587	12:20:46.803	
5 -	54.828	29.502	1:24.330 (3)	84.48	0.916	12:22:11.133	
6 -	<b>54.182</b>	29.232	<b>1:23.414 (1)</b>	<b>85.41</b>		<b>12:23:34.547</b>	
7 -	54.680	<b>29.202</b>	1:23.882 (2)	84.93	0.468	12:24:58.429	

P14 92 C		Andrew MOOK		Yamaha TZR250 -			
IDEAL LAP TIME : 1:26.868		BEST LAP TIME : 1:26.968		DIFFERENCE : 0.100			
LAP	SECTOR 1	SECTOR 2	LAP TIME	MPH	DIFF	TIME OF DAY	
1 -		31.226	1:34.997	74.99	8.029	12:16:16.391	
2 -	57.497	30.375	1:27.872	81.07	0.904	12:17:44.263	
3 -	56.748	30.640	1:27.388	81.52	0.420	12:19:11.651	
4 -	56.935	<b>30.359</b>	1:27.294 (3)	81.61	0.326	12:20:38.945	
5 -	<b>56.509</b>	30.459	<b>1:26.968 (1)</b>	<b>81.92</b>		<b>12:22:05.913</b>	
6 -	56.559	30.451	1:27.010 (2)	81.88	0.042	12:23:32.923	
7 -	57.625	30.675	1:28.300	80.68	1.332	12:25:01.223	

P15 199		Michael FROST		Yamaha TZR250 -			
IDEAL LAP TIME : 1:28.934		BEST LAP TIME : 1:29.249		DIFFERENCE : 0.315			
LAP	SECTOR 1	SECTOR 2	LAP TIME	MPH	DIFF	TIME OF DAY	
1 -		31.498	1:35.691	74.45	6.442	12:16:17.085	
2 -	58.684	30.988	1:29.672 (3)	79.45	0.423	12:17:46.757	
3 -	58.210	31.659	1:29.869	79.27	0.620	12:19:16.626	
4 -	58.304	31.222	1:29.526 (2)	79.58	0.277	12:20:46.152	
5 -	58.938	<b>30.947</b>	1:29.885	79.26	0.636	12:22:16.037	
6 -	<b>57.987</b>	31.262	<b>1:29.249 (1)</b>	<b>79.82</b>		<b>12:23:45.286</b>	
7 -	58.793	32.401	1:31.194	78.12	1.945	12:25:16.480	

Weather / Track : Cloudy / Dry

Donington Park National  
Circuit Length = 1.9790 miles  
Start: 12:14 Flag 12:24 End: 12:25

# BMCR - MRO Championships 2021 - Rnd 5 @ Donington National

## DFDS Yamaha Past Masters

### RACE 2 - SECTOR ANALYSIS



SECTOR 1 = FL to I1, SECTOR 2 = I1 to FL, DIFF = Difference To Personal Best Lap, P = Crossed Finish Line in Pit Lane, D = Time Disallowed

P16 69 C		Mark ELLERAY		Yamaha TZR250 - Abbot Solutions Ltd		
IDEAL LAP TIME : 1:28.115		BEST LAP TIME : 1:28.126		DIFFERENCE : 0.011		
LAP	SECTOR 1	SECTOR 2	LAP TIME	MPH	DIFF	TIME OF DAY
1 -		32.541	1:37.888	72.78	9.762	12:16:19.282
2 -	58.334	31.484	1:29.818	79.32	1.692	12:17:49.100
3 -	58.004	31.708	1:29.712 (3)	79.41	1.586	12:19:18.812
4 -	57.291	<b>30.835</b>	<b>1:28.126 (1)</b>	<b>80.84</b>		<b>12:20:46.938</b>
5 -	<b>57.280</b>	31.148	1:28.428 (2)	80.56	0.302	12:22:15.366
6 -	58.148	31.707	1:29.855	79.29	1.729	12:23:45.221
7 -	58.807	32.807	1:31.614	77.76	3.488	12:25:16.835

P17 42 C		Martin PEARSON		Yamaha TZR250 - Viking Inspection		
IDEAL LAP TIME : 1:28.739		BEST LAP TIME : 1:28.767		DIFFERENCE : 0.028		
LAP	SECTOR 1	SECTOR 2	LAP TIME	MPH	DIFF	TIME OF DAY
1 -		31.659	1:37.973	72.72	9.206	12:16:19.367
2 -	59.212	31.729	1:30.941	78.34	2.174	12:17:50.308
3 -	58.809	31.369	1:30.178	79.00	1.411	12:19:20.486
4 -	59.542	31.331	1:30.873	78.40	2.106	12:20:51.359
5 -	<b>57.682</b>	31.670	1:29.352 (3)	79.73	0.585	12:22:20.711
6 -	58.187	31.120	1:29.307 (2)	79.77	0.540	12:23:50.018
7 -	57.710	<b>31.057</b>	<b>1:28.767 (1)</b>	<b>80.26</b>		<b>12:25:18.785</b>

P18 67 C		Mark BAILEY		Yamaha TZR250 -		
IDEAL LAP TIME : 1:29.233		BEST LAP TIME : 1:29.449		DIFFERENCE : 0.216		
LAP	SECTOR 1	SECTOR 2	LAP TIME	MPH	DIFF	TIME OF DAY
1 -		32.746	1:37.379	73.16	7.930	12:16:18.773
2 -	58.926	31.607	1:30.533	78.69	1.084	12:17:49.306
3 -	58.302	32.143	1:30.445	78.77	0.996	12:19:19.751
4 -	58.975	31.431	1:30.406 (3)	78.80	0.957	12:20:50.157
5 -	58.539	<b>31.119</b>	1:29.658 (2)	79.46	0.209	12:22:19.815
6 -	58.437	32.303	1:30.740	78.51	1.291	12:23:50.555
7 -	<b>58.114</b>	31.335	<b>1:29.449 (1)</b>	<b>79.65</b>		<b>12:25:20.004</b>

P19 17 R		Dan MILES		Yamaha TZR 250 -		
IDEAL LAP TIME : 1:29.311		BEST LAP TIME : 1:29.311		DIFFERENCE : 0.000		
LAP	SECTOR 1	SECTOR 2	LAP TIME	MPH	DIFF	TIME OF DAY
1 -		32.241	1:37.232	73.27	7.921	12:16:18.626
2 -	58.132	31.778	1:29.910 (2)	79.24	0.599	12:17:48.536
3 -	58.505	32.728	1:31.233	78.09	1.922	12:19:19.769
4 -	58.538	31.986	1:30.524 (3)	78.70	1.213	12:20:50.293
5 -	<b>58.032</b>	<b>31.279</b>	<b>1:29.311 (1)</b>	<b>79.77</b>		<b>12:22:19.604</b>
6 -	58.455	32.583	1:31.038	78.26	1.727	12:23:50.642
7 -	58.967	32.051	1:31.018	78.27	1.707	12:25:21.660

P20 87 C		Denise BUTTON		Yamaha TZR250 -		
IDEAL LAP TIME : 1:29.718		BEST LAP TIME : 1:30.078		DIFFERENCE : 0.360		
LAP	SECTOR 1	SECTOR 2	LAP TIME	MPH	DIFF	TIME OF DAY
1 -		31.684	1:37.582	73.01	7.504	12:16:18.976
2 -	59.087	31.886	1:30.973 (3)	78.31	0.895	12:17:49.949
3 -	<b>58.506</b>	31.783	1:30.289 (2)	78.90	0.211	12:19:20.238
4 -	59.537	32.038	1:31.575	77.80	1.497	12:20:51.813
5 -	58.866	<b>31.212</b>	<b>1:30.078 (1)</b>	<b>79.09</b>		<b>12:22:21.891</b>
6 -	59.483	31.969	1:31.452	77.90	1.374	12:23:53.343
7 -	1:00.556	32.297	1:32.853	76.73	2.775	12:25:26.196

Weather / Track : Cloudy / Dry

Donington Park National  
Circuit Length = 1.9790 miles  
Start: 12:14 Flag 12:24 End: 12:25

# BMCRRC - MRO Championships 2021 - Rnd 5 @ Donington National

## DFDS Yamaha Past Masters

### RACE 2 - SECTOR ANALYSIS



SECTOR 1 = FL to I1, SECTOR 2 = I1 to FL, DIFF = Difference To Personal Best Lap, P = Crossed Finish Line in Pit Lane, D = Time Disallowed

P21 33 C		Kieran LEWIS		Yamaha TZR250 - Controls For Doors Ltd/ G Force Motorcycles			
IDEAL LAP TIME : 1:31.337		BEST LAP TIME : 1:31.562		DIFFERENCE : 0.225			
LAP	SECTOR 1	SECTOR 2	LAP TIME	MPH	DIFF	TIME OF DAY	
1 -		32.628	1:39.755	71.42	8.193	12:16:21.149	
2 -	1:00.130	32.173	1:32.303	77.18	0.741	12:17:53.452	
3 -	59.942	<b>31.620</b>	<b>1:31.562 (1)</b>	<b>77.81</b>		<b>12:19:25.014</b>	
4 -	1:00.806	31.819	1:32.625	76.91	1.063	12:20:57.639	
5 -	<b>59.717</b>	32.110	1:31.827 (2)	77.58	0.265	12:22:29.466	
6 -	1:00.509	31.750	1:32.259	77.22	0.697	12:24:01.725	
7 -	59.786	32.078	1:31.864 (3)	77.55	0.302	12:25:33.589	

P22 27 C		Richard HAYWARD		Yamaha TZR250 - Hazel Motors/ Gforce			
IDEAL LAP TIME : 1:25.632		BEST LAP TIME : 1:25.632		DIFFERENCE : 0.000			
LAP	SECTOR 1	SECTOR 2	LAP TIME	MPH	DIFF	TIME OF DAY	
1 -		30.219	1:32.839	76.74	7.207	12:16:14.233	
2 -	55.581	30.196	1:25.777 (2)	83.06	0.145	12:17:40.010	
3 -	<b>55.452</b>	<b>30.180</b>	<b>1:25.632 (1)</b>	<b>83.20</b>		<b>12:19:05.642</b>	
4 -	55.469	30.327	1:25.796 (3)	83.04	0.164	12:20:31.438	
5 -	56.385	30.298	1:26.683	82.19	1.051	12:21:58.121	
6 -	57.670	33.268	1:30.938	78.34	5.306	12:23:29.059	
7 -	1:21.523	57.094	2:18.617	51.39	52.985	12:25:47.676	

P23 100 R		Danny FLYNN		Yamaha TZR250 - www.ypmrc.co.uk			
IDEAL LAP TIME : 1:32.970		BEST LAP TIME : 1:32.970		DIFFERENCE : 0.000			
LAP	SECTOR 1	SECTOR 2	LAP TIME	MPH	DIFF	TIME OF DAY	
1 -		33.916	1:41.708	70.04	8.738	12:16:23.102	
2 -	1:01.573	32.781	1:34.354 (3)	75.50	1.384	12:17:57.456	
3 -	1:01.760	32.462	1:34.222 (2)	75.61	1.252	12:19:31.678	
4 -	1:03.424	32.561	1:35.985	74.22	3.015	12:21:07.663	
5 -	<b>1:00.729</b>	<b>32.241</b>	<b>1:32.970 (1)</b>	<b>76.63</b>		<b>12:22:40.633</b>	
6 -	1:02.060	32.482	1:34.542	75.35	1.572	12:24:15.175	

P24 65 C		Nigel TERRY		Yamaha TZR250 - NTrap Garage Doors			
IDEAL LAP TIME : 1:33.588		BEST LAP TIME : 1:34.254		DIFFERENCE : 0.666			
LAP	SECTOR 1	SECTOR 2	LAP TIME	MPH	DIFF	TIME OF DAY	
1 -		32.897	1:41.462	70.21	7.208	12:16:22.856	
2 -	1:01.663	32.591	<b>1:34.254 (1)</b>	<b>75.58</b>		<b>12:17:57.110</b>	
3 -	<b>1:01.385</b>	32.991	1:34.376 (2)	75.49	0.122	12:19:31.486	
4 -	1:03.233	<b>32.203</b>	1:35.436	74.65	1.182	12:21:06.922	
5 -	1:02.488	32.492	1:34.980	75.01	0.726	12:22:41.902	
6 -	1:02.399	32.510	1:34.909 (3)	75.06	0.655	12:24:16.811	

P25 32 C		Lorraine ANSON		Yamaha TZR250 - Wallis & Whalin Racing			
IDEAL LAP TIME : 1:33.679		BEST LAP TIME : 1:34.073		DIFFERENCE : 0.394			
LAP	SECTOR 1	SECTOR 2	LAP TIME	MPH	DIFF	TIME OF DAY	
1 -		33.462	1:43.725	68.68	9.652	12:16:25.119	
2 -	1:01.110	33.742	1:34.852	75.11	0.779	12:17:59.971	
3 -	1:01.073	33.947	1:35.020	74.98	0.947	12:19:34.991	
4 -	<b>1:00.800</b>	33.273	<b>1:34.073 (1)</b>	<b>75.73</b>		<b>12:21:09.064</b>	
5 -	1:01.335	33.103	1:34.438 (3)	75.44	0.365	12:22:43.502	
6 -	1:01.410	<b>32.879</b>	1:34.289 (2)	75.56	0.216	12:24:17.791	

Weather / Track : Cloudy / Dry

Donington Park National  
Circuit Length = 1.9790 miles  
Start: 12:14 Flag 12:24 End: 12:25

# BMCRC - MRO Championships 2021 - Rnd 5 @ Donington National

## DFDS Yamaha Past Masters

### RACE 2 - SECTOR ANALYSIS



SECTOR 1 = FL to I1, SECTOR 2 = I1 to FL, DIFF = Difference To Personal Best Lap, P = Crossed Finish Line in Pit Lane, D = Time Disallowed

<b>P26 99 C Paul FIRTH</b>		Yamaha TZR250 - Joanne Porter				
IDEAL LAP TIME : 1:33.615		BEST LAP TIME : 1:33.615		DIFFERENCE : 0.000		
LAP	SECTOR 1	SECTOR 2	LAP TIME	MPH	DIFF	TIME OF DAY
1 -		44.691	1:54.525	62.21	20.910	12:16:35.919
2 -	1:02.885	33.934	1:36.819	73.58	3.204	12:18:12.738
3 -	1:03.021	33.723	1:36.744	73.64	3.129	12:19:49.482
4 -	1:01.886	32.747	1:34.633 (3)	75.28	1.018	12:21:24.115
5 -	1:01.709	32.415	1:34.124 (2)	75.69	0.509	12:22:58.239
6 -	<b>1:01.276</b>	<b>32.339</b>	<b>1:33.615 (1)</b>	<b>76.10</b>		<b>12:24:31.854</b>

# BMCRC - MRO Championships 2021 - Rnd 5 @ Donington National

## DFDS Yamaha Past Masters

### RACE 2 - BEST SECTORS

SECTOR 1			SECTOR 2			IDEAL / BEST COMPARISON						
POS	NO	NAME	TIME	NO	NAME	TIME	POS	NO	NAME	IDEAL	BEST	DIFF
									<b>PERFECT LAP</b>	<b>1:19.237</b>		
1	13	EDMONDSON	51.488	19	BRANTON	27.749	1	13	EDMONDSON	1:19.542	1:19.635	0.093
2	30	COOPER	51.898	30	COOPER	27.827	2	19	BRANTON	1:19.708	1:19.899	0.191
3	19	BRANTON	51.959	13	EDMONDSON	28.054	3	30	COOPER	1:19.725	1:19.823	0.098
4	15	PERKINS	52.197	15	PERKINS	28.304	4	15	PERKINS	1:20.501	1:20.501	0.000
5	74	WHITBY	52.654	88	STANLEY	28.365	5	74	WHITBY	1:21.048	1:21.069	0.021
6	88	STANLEY	52.794	74	WHITBY	28.394	6	88	STANLEY	1:21.159	1:21.159	0.000
7	146	MACE	54.182	60	GOUGH	29.142	7	146	MACE	1:23.384	1:23.414	0.030
8	8	BALL	54.791	146	MACE	29.202	8	72	THAY	1:24.286	1:24.352	0.066
9	72	THAY	54.902	72	THAY	29.384	9	8	BALL	1:24.311	1:24.809	0.498
10	4	HALIL	55.241	70	BURSCOUGH	29.517	10	60	GOUGH	1:24.424	1:24.563	0.139
11	60	GOUGH	55.282	8	BALL	29.520	11	70	BURSCOUGH	1:24.862	1:24.899	0.037
12	70	BURSCOUGH	55.345	4	HALIL	29.885	12	4	HALIL	1:25.126	1:25.126	0.000
13	27	HAYWARD	55.452	27	HAYWARD	30.180	13	27	HAYWARD	1:25.632	1:25.632	0.000
14	92	MOOK	56.509	92	MOOK	30.359	14	92	MOOK	1:26.868	1:26.968	0.100
15	69	ELLERAY	57.280	69	ELLERAY	30.835	15	69	ELLERAY	1:28.115	1:28.126	0.011
16	42	PEARSON	57.682	199	FROST	30.947	16	42	PEARSON	1:28.739	1:28.767	0.028
17	199	FROST	57.987	42	PEARSON	31.057	17	199	FROST	1:28.934	1:29.249	0.315
18	17	MILES	58.032	67	BAILEY	31.119	18	67	BAILEY	1:29.233	1:29.449	0.216
19	67	BAILEY	58.114	87	BUTTON	31.212	19	17	MILES	1:29.311	1:29.311	0.000
20	87	BUTTON	58.506	17	MILES	31.279	20	87	BUTTON	1:29.718	1:30.078	0.360
21	33	LEWIS	59.717	33	LEWIS	31.620	21	33	LEWIS	1:31.337	1:31.562	0.225
22	100	FLYNN	1:00.729	65	TERRY	32.203	22	100	FLYNN	1:32.970	1:32.970	0.000
23	32	ANSON	1:00.800	100	FLYNN	32.241	23	65	TERRY	1:33.588	1:34.254	0.666
24	99	FIRTH	1:01.276	99	FIRTH	32.339	24	99	FIRTH	1:33.615	1:33.615	0.000
25	65	TERRY	1:01.385	32	ANSON	32.879	25	32	ANSON	1:33.679	1:34.073	0.394
26							26	55	TOLAND		1:24.384	
27												
28												
29												

Weather / Track : Cloudy / Dry

Donington Park National  
 Circuit Length = 1.9790 miles  
 Start: 12:14 Flag 12:24 End: 12:25

Results can be found at [www.tsl-timing.com](http://www.tsl-timing.com)

Printed - 12:26 Saturday, 04 September 2021

# BMCRC - MRO Championships 2021 - Rnd 5 @ Donington National

## DFDS Yamaha Past Masters

### RACE 2 - STATISTICS

**Competitors Started** 27  
**Planned Start** 2021-09-04 @ 12:12:00.000  
**Actual Start** 2021-09-04 @ 12:14:41.393  
**Finish Time** 2021-09-04 @ 12:24:06.661  
**Track Length** 1.9790mi.  
**Total Laps** 178  
**Total Distance Covered** 352.2739mi.

#### Session Fastest Lap History

NO	CL	NAME	LAP TIME	TIME OF DAY	LAP	VEHICLE
19		Peter BRANTON	1:20.711	12:17:26.157	2	Yamaha TZR250
19		Peter BRANTON	1:19.937	12:18:46.097	3	Yamaha TZR250
30		Alan COOPER	1:19.863	12:20:07.202	4	Yamaha TZR250
13		Doug EDMONDSON	1:19.635	12:21:26.540	5	Yamaha TZR250

#### Session Leader History

NO	CL	NAME	FROM LAP	LAPS LED	DISTANCE	VEHICLE
13		Doug EDMONDSON	1	1	1.94 miles	Yamaha TZR250
19		Peter BRANTON	2	6	11.87 miles	Yamaha TZR250

#### Flag History

TYPE	TIME OF DAY
GREEN	12:14:41.393
FINISH	12:24:06.661

#### Flag Statistics

TYPE	COUNT	TOTAL LAPS	TOTAL TIME
Green	1	7	11:17.419
Red	0	0	0.000
Safety Car	0	0	0.000
FCY	0	0	0.000

# BMCRC - MRO Championships 2021 - Rnd 5 @ Donington National

## DFDS Yamaha Past Masters

### RACE 2 - STATISTICS

CLASS :

12 Starters

#### Fastest Lap History

NO	NAME	LAP TIME	TIME OF DAY	LAP	VEHICLE
19	Peter BRANTON	1:20.711	12:17:26.157	2	Yamaha TZR250
19	Peter BRANTON	1:19.937	12:18:46.097	3	Yamaha TZR250
30	Alan COOPER	1:19.863	12:20:07.202	4	Yamaha TZR250
13	Doug EDMONDSON	1:19.635	12:21:26.540	5	Yamaha TZR250

#### Leader History

NO	NAME	FROM LAP	LAPS LED	DISTANCE	VEHICLE
13	Doug EDMONDSON	1	1	1.94 miles	Yamaha TZR250
19	Peter BRANTON	2	6	11.87 miles	Yamaha TZR250



# BMCRC - MRO Championships 2021 - Rnd 5 @ Donington National

## DFDS Yamaha Past Masters

### RACE 2 - STATISTICS

**CLASS : C**

13 Starters

#### Fastest Lap History

NO	NAME	LAP TIME	TIME OF DAY	LAP	VEHICLE
8	David BALL	1:24.809	12:17:35.884	2	Yamaha TZR250
72	Chris THAY	1:24.664	12:23:21.132	6	Yamaha TZR250
72	Chris THAY	1:24.352	12:24:45.483	7	Yamaha TZR250

#### Leader History

NO	NAME	FROM LAP	LAPS LED	DISTANCE	VEHICLE
8	David BALL	1	7	13.81 miles	Yamaha TZR250

# BMCRC - MRO Championships 2021 - Rnd 5 @ Donington National

## DFDS Yamaha Past Masters

### RACE 2 - STATISTICS

**CLASS : R**

2 Starters

#### Fastest Lap History

NO	NAME	LAP TIME	TIME OF DAY	LAP	VEHICLE
17	Dan MILES	1:29.910	12:17:48.539	2	Yamaha TZR 250
17	Dan MILES	1:29.311	12:22:19.607	5	Yamaha TZR 250

#### Leader History

NO	NAME	FROM LAP	LAPS LED	DISTANCE	VEHICLE
17	Dan MILES	1	7	13.81 miles	Yamaha TZR 250

**BMCRC - MRO Championships 2021 - Rnd 5 @ Donington National**
**DFDS Yamaha Past Masters**
**RACE 13 - GRID (7 Laps)**

ROW 10	30	46	Kevin MARSHALL	29	73	Colvin TURNER	28	57	Geoff MOOK	
ROW 9		27	24	Scott CARSON	26	65	Nigel TERRY	25	32	Lorraine ANSON
ROW 8		24	99	Paul FIRTH	23	100	Danny FLYNN	22	33	Kieran LEWIS
ROW 7		21	87	Denise BUTTON	20	67	Mark BAILEY	19	17	Dan MILES
ROW 6		18	199	Michael FROST	17	42	Martin PEARSON	16	69	Mark ELLERAY
ROW 5		15	92	Andrew MOOK	14	27	Richard HAYWARD	13	4	Denis HALIL
ROW 4		12	70	Andrew BURSCOUGH	11	8	David BALL	10	60	Daniel GOUGH
ROW 3		9	55	Paul TOLAND	8	72	Chris THAY	7	146	Michael MACE
ROW 2		6	88	Michael STANLEY	5	74	Paul WHITBY	4	15	Billy PERKINS
ROW 1		3	19	Peter BRANTON	2	30	Alan COOPER	1	13	Doug EDMONDSON
										<b>Pole</b>

Donington Park National  
Circuit Length = 1.9790 miles

These results are provisional until the conclusion of any judicial and technical matters.

Clerk Of Course :	Stewards :	Timekeeper :
-------------------	------------	--------------

Results can be found at [www.tsl-timing.com](http://www.tsl-timing.com)

Printed - 12:28 Saturday, 04 September 2021



# BMCRC - MRO Championships 2021 - Rnd 5 @ Donington National

## DFDS Yamaha Past Masters

### RACE 13 - CLASSIFICATION

POS	NO	CL	PIC NAME	ENTRY	LAPS	TIME	GAP	DIFF	MPH	BEST	ON
1	19		1 Peter BRANTON	Yamaha TZR250 - Exactweld Racing	7	9:19.522			88.89	1:18.767	5
2	13		2 Doug EDMONDSON	Yamaha TZR250 - Stan Stephens Tuning	7	9:19.832	0.310	0.310	88.84	1:18.334	5
3	30		3 Alan COOPER	Yamaha TZR250 - twistgrip motorcycles	7	9:24.256	4.734	4.424	88.14	1:19.099	5
4	15		4 Billy PERKINS	Yamaha TZR250 - Ashford tarmac / Barking mad at	7	9:28.246	8.724	3.990	87.52	1:19.779	3
5	88		5 Michael STANLEY	Yamaha TZR250 -	7	9:32.706	13.184	4.460	86.84	1:20.859	2
6	74		6 Paul WHITBY	Yamaha TZR250 - Greybridge Ltd	7	9:36.086	16.564	3.380	86.33	1:21.281	2
7	27	C	1 Richard HAYWARD	Yamaha TZR250 - Hazel Motors/ Gforce	7	10:00.385	40.863	24.299	82.84	1:24.328	7
8	8*	C	2 David BALL	Yamaha TZR250 - Gardiner Page and Roe pension	7	9:59.924			82.90	1:23.553	4
9	70		7 Andrew BURSCOUGH	Yamaha YPVS 350 - Apollo/Merlin/Abbey/Martianu	7	10:01.415	41.893		82.69	1:24.497	5
10	72	C	3 Chris THAY	Yamaha TZR250 - Scell-it uk	7	10:02.097	42.575	0.682	82.60	1:24.761	7
11	4		8 Denis HALIL	Yamaha TZR250 - D & A AUTOS	7	10:02.577	43.055	0.480	82.53	1:24.656	2
12	55		9 Paul TOLAND	Yamaha TZR250 - Kippers keys	7	10:02.845	43.323	0.268	82.50	1:24.387	5
13	60	C	4 Daniel GOUGH	Yamaha TZR250 - G Force Motorcycles	7	10:03.509	43.987	0.664	82.41	1:24.814	4
14	57		10 Geoff MOOK	Yamaha TZR250 -	7	10:06.199	46.677	2.690	82.04	1:23.858	6
15	92	C	5 Andrew MOOK	Yamaha TZR250 -	7	10:11.522	52.000	5.323	81.33	1:25.638	2
16	199		11 Michael FROST	Yamaha TZR250 -	7	10:25.957	1:06.435	14.435	79.45	1:27.308	4
17	42	C	6 Martin PEARSON	Yamaha TZR250 - Viking Inspection	7	10:30.650	1:11.128	4.693	78.86	1:28.207	6
18	73	R	1 Colvin TURNER	Yamaha TZR250 -	7	10:30.888	1:11.366	0.238	78.83	1:28.187	2
19	46	C	7 Kevin MARSHALL	Yamaha TZR250 - Stacey Processing	7	10:31.124	1:11.602	0.236	78.80	1:28.393	6
20	69	C	8 Mark ELLERAY	Yamaha TZR250 - Abbot Solutions Ltd	7	10:36.246	1:16.724	5.122	78.17	1:29.023	5
21	17	R	2 Dan MILES	Yamaha TZR 250 -	7	10:48.298	1:28.776	12.052	76.71	1:30.962	5
22	87	C	9 Denise BUTTON	Yamaha TZR250 -	6	9:27.403	1 Lap	1 Lap	75.09	1:32.314	6
23	100	R	3 Danny FLYNN	Yamaha TZR250 - www.ypmrc.co.uk	6	9:28.326	1 Lap	0.923	74.97	1:32.470	5
24	65	C	10 Nigel TERRY	Yamaha TZR250 - NTrap Garage Doors	6	9:29.103	1 Lap	0.777	74.87	1:32.653	2
25	99	C	11 Paul FIRTH	Yamaha TZR250 - Joanne Porter	6	9:29.199	1 Lap	0.096	74.86	1:33.337	6
26	33	C	12 Kieran LEWIS	Yamaha TZR250 - Controls For Doors Ltd/ G Force	6	9:30.121	1 Lap	0.922	74.74	1:33.436	4
27	32	C	13 Lorraine ANSON	Yamaha TZR250 - Wallis & Whalin Racing	6	9:33.500	1 Lap	3.379	74.30	1:33.321	5

#### NOT CLASSIFIED

DNF	24		Scott CARSON	Yamaha TZR250 - Brian Grays Powerbiking,All Eng	6	7:58.613	1 Lap		89.03	1:18.119	3
DNF	146		Michael MACE	Yamaha TZR250 - Kevin Marshall	6	8:23.228	1 Lap	24.615	84.67	1:22.163	2
DNF	67	C	Mark BAILEY	Yamaha TZR250 -	2	3:06.576	5 Laps	4 Laps	75.64	1:30.059	2

#### FASTEST LAP

24			Scott CARSON	Yamaha TZR250 - Brian Grays Powerbiking,All Eng	3	1:18.119		91.20 mph		146.77 kph	
8	C		David BALL	Yamaha TZR250 - Gardiner Page and Roe pension	4	1:23.553		85.27 mph		137.23 kph	
73	R		Colvin TURNER	Yamaha TZR250 -	2	1:28.187		80.79 mph		130.01 kph	

\* Bike 8 - 1 position penalty - overtaking under yellow flags

Class - 92.5% of Race Speed = 82.22 mph

Class C - 92.5% of Race Speed = 76.62 mph

Class R - 92.5% of Race Speed = 72.91 mph

Donington Park National: 1.9790 miles

Race Distance: 7 Laps / 13.85 miles

Start: 15:55 Flag 16:04 End: 16:06

Weather / Track : Cloudy / Dry

These results are provisional until the conclusion of any judicial and technical matters.

Clerk Of Course :	Stewards :	Timekeeper :

Results can be found at [www.tsl-timing.com](http://www.tsl-timing.com)

Printed - 16:28 Saturday, 04 September 2021



# BMCRC - MRO Championships 2021 - Rnd 5 @ Donington National

## DFDS Yamaha Past Masters

### RACE 13 - LAP CHART

LAP 1 @ 15:56:52.460			32	34.075	1:34.374	32	1:03.189	1:34.304	13	0.310	1:20.919
NO	BEHIND	LAP TIME	LAP 3 @ 15:59:30.818			LAP 5 @ 16:02:09.204			30	4.734	1:22.110
NO	BEHIND	LAP TIME	NO	BEHIND	LAP TIME	NO	BEHIND	LAP TIME	87	1 Lap	1:32.314
13		1:23.294	19		1:19.263	19		1:18.767	15	8.724	1:21.609
19	0.029	1:23.323	13	0.448	1:19.514	24	0.015	1:18.548	100	1 Lap	1:33.359
30	0.427	1:23.721	24	0.677	1:18.119	13	0.311	1:18.334	65	1 Lap	1:33.288
15	1.126	1:24.420	30	1.827	1:19.843	30	1.929	1:19.099	99	1 Lap	1:33.337
88	1.636	1:24.930	15	2.712	1:19.779	15	4.937	1:20.298	33	1 Lap	1:33.706
74	2.344	1:25.638	88	5.379	1:21.242	88	9.718	1:21.235	88	13.184	1:21.834
24	2.474	1:25.768	74	6.795	1:21.528	74	11.394	1:21.318	32	1 Lap	1:35.719
146	3.105	1:26.399	146	9.857	1:22.947	146	18.746	1:24.351	74	16.564	1:22.955
60	6.613	1:29.907	72	18.807	1:25.539	72	30.557	1:24.899	8	40.402	1:23.700
72	6.738	1:30.032	27	19.460	1:24.470	27	30.650	1:24.807	27	40.863	1:24.328
57	7.710	1:31.004	60	19.904	1:25.213	70	31.052	1:24.497	70	41.893	1:24.794
70	8.085	1:31.379	70	20.442	1:25.467	8	31.250	1:23.983	72	42.575	1:24.761
27	8.700	1:31.994	4	20.837	1:25.622	4	31.937	1:24.777	4	43.055	1:24.957
4	8.917	1:32.211	55	21.294	1:25.634	60	32.359	1:26.027	55	43.323	1:24.716
55	9.015	1:32.309	8	22.100	1:24.255	55	32.523	1:24.387	60	43.987	1:25.240
92	9.260	1:32.554	92	22.967	1:26.427	57	36.443	1:26.201	57	46.677	1:25.860
8	11.921	1:35.215	57	23.308	1:28.185	92	37.156	1:26.504	92	52.000	1:28.300
42	12.225	1:35.519	199	32.954	1:29.438	199	49.261	1:27.385	199	1:06.435	1:29.042
199	12.375	1:35.669	42	33.479	1:30.088	42	53.090	1:28.788	42	1:11.128	1:29.315
46	12.864	1:36.158	73	34.644	1:29.435	73	53.578	1:28.956	73	1:11.366	1:29.048
67	13.223	1:36.517	46	34.685	1:30.770	46	53.968	1:28.686	46	1:11.602	1:28.725
69	13.983	1:37.277	69	36.092	1:30.154	69	55.992	1:29.023	69	1:16.724	1:30.666
99	15.065	1:38.359	17	40.400	1:31.289	17	1:04.672	1:30.962	17	1:28.776	1:32.304
73	15.380	1:38.674	87	46.044	1:33.608	100	1:14.929	1:32.470			
17	16.245	1:39.539	99	46.339	1:34.423	87	1:15.051	1:33.992			
33	16.362	1:39.656	33	46.704	1:34.687	65	1:15.777	1:33.286			
87	17.601	1:40.895	65	47.406	1:34.567	99	1:15.824	1:34.329			
65	18.544	1:41.838	100	48.129	1:33.928	33	1:16.377	1:34.623			
32	18.796	1:42.090	32	48.504	1:33.692	32	1:17.743	1:33.321			
100	18.892	1:42.186									

LAP 2 @ 15:58:11.555			LAP 4 @ 16:00:50.437			LAP 6 @ 16:03:27.779		
NO	BEHIND	LAP TIME	NO	BEHIND	LAP TIME	NO	BEHIND	LAP TIME
19		1:19.066	19		1:19.619	24		1:18.560
13	0.197	1:19.292	24	0.234	1:19.176	13	0.300	1:18.564
30	1.247	1:19.915	13	0.744	1:19.915	19	0.558	1:19.133
24	1.821	1:18.442	30	1.597	1:19.389	30	3.533	1:20.179
15	2.196	1:20.165	15	3.406	1:20.313	15	8.024	1:21.662
88	3.400	1:20.859	88	7.250	1:21.490	88	12.259	1:21.116
74	4.530	1:21.281	74	8.843	1:21.667	74	14.518	1:21.699
146	6.173	1:22.163	146	13.162	1:22.924	146	24.615	1:24.444
72	12.531	1:24.888	72	24.425	1:25.237	27	37.444	1:25.369
60	13.954	1:26.436	27	24.610	1:24.769	8	37.611	1:24.936
70	14.238	1:25.248	60	25.099	1:24.814	70	38.008	1:25.531
27	14.253	1:24.648	70	25.322	1:24.499	72	38.723	1:26.741
57	14.386	1:25.771	4	25.927	1:24.709	4	39.007	1:25.645
4	14.478	1:24.656	8	26.034	1:23.553	55	39.516	1:25.568
55	14.923	1:25.003	55	26.903	1:25.228	60	39.656	1:25.872
92	15.803	1:25.638	57	29.009	1:25.320	57	41.726	1:23.858
8	17.108	1:24.282	92	29.419	1:26.071	92	44.609	1:26.028
42	22.654	1:29.524	199	40.643	1:27.308	199	58.302	1:27.616
199	22.779	1:29.499	42	43.069	1:29.209	42	1:02.722	1:28.207
46	23.178	1:29.409	73	43.389	1:28.364	73	1:03.227	1:28.224
67	24.187	1:30.059	46	44.049	1:28.983	46	1:03.786	1:28.393
73	24.472	1:28.187	69	45.736	1:29.263	69	1:06.967	1:29.550
69	25.201	1:30.313	17	52.477	1:31.696	17	1:17.381	1:31.284
17	28.374	1:31.224	87	59.826	1:33.401			
99	31.179	1:35.209	99	1:00.262	1:33.542			
33	31.280	1:34.013	33	1:00.521	1:33.436			
87	31.699	1:33.193	100	1:01.226	1:32.716			
65	32.102	1:32.653	65	1:01.258	1:33.471			
100	33.464	1:33.667						

LAP 7 @ 16:04:48.688		
NO	BEHIND	LAP TIME
19		1:20.351

Donington Park National  
 Circuit Length = 1.9790 miles  
 Start: 15:55 Flag 16:04 End: 16:06

Weather / Track : Cloudy / Dry

# BMCR - MRO Championships 2021 - Rnd 5 @ Donington National

## DFDS Yamaha Past Masters

### RACE 13 - SECTOR ANALYSIS



SECTOR 1 = FL to I1, SECTOR 2 = I1 to FL, DIFF = Difference To Personal Best Lap, P = Crossed Finish Line in Pit Lane, D = Time Disallowed

P1 19		Peter BRANTON		Yamaha TZR250 - Exactweld Racing			
IDEAL LAP TIME : 1:18.326		BEST LAP TIME : 1:18.767		DIFFERENCE : 0.441			
LAP	SECTOR 1	SECTOR 2	LAP TIME	MPH	DIFF	TIME OF DAY	
1 -		27.874	1:23.323	85.50	4.556	15:56:52.489	
2 -	51.542	<b>27.524</b>	1:19.066 (2)	90.11	0.299	15:58:11.555	
3 -	51.577	27.686	1:19.263	89.88	0.496	15:59:30.818	
4 -	51.967	27.652	1:19.619	89.48	0.852	16:00:50.437	
5 -	<b>50.802</b>	27.965	<b>1:18.767 (1)</b>	<b>90.45</b>		<b>16:02:09.204</b>	
6 -	51.480	27.653	1:19.133 (3)	90.03	0.366	16:03:28.337	
7 -	52.353	27.998	1:20.351	88.66	1.584	16:04:48.688	

P2 13		Doug EDMONDSON		Yamaha TZR250 - Stan Stephens Tuning			
IDEAL LAP TIME : 1:18.334		BEST LAP TIME : 1:18.334		DIFFERENCE : 0.000			
LAP	SECTOR 1	SECTOR 2	LAP TIME	MPH	DIFF	TIME OF DAY	
1 -		28.270	1:23.294	85.53	4.960	15:56:52.460	
2 -	51.380	27.912	1:19.292 (3)	89.85	0.958	15:58:11.752	
3 -	51.230	28.284	1:19.514	89.60	1.180	15:59:31.266	
4 -	51.845	28.070	1:19.915	89.15	1.581	16:00:51.181	
5 -	<b>50.668</b>	<b>27.666</b>	<b>1:18.334 (1)</b>	<b>90.95</b>		<b>16:02:09.515</b>	
6 -	50.688	27.876	1:18.564 (2)	90.68	0.230	16:03:28.079	
7 -	51.410	29.509	1:20.919	88.04	2.585	16:04:48.998	

P3 30		Alan COOPER		Yamaha TZR250 - twistgrip motorcycles			
IDEAL LAP TIME : 1:19.099		BEST LAP TIME : 1:19.099		DIFFERENCE : 0.000			
LAP	SECTOR 1	SECTOR 2	LAP TIME	MPH	DIFF	TIME OF DAY	
1 -		27.885	1:23.721	85.09	4.622	15:56:52.887	
2 -	51.836	28.079	1:19.915	89.15	0.816	15:58:12.802	
3 -	51.822	28.021	1:19.843 (3)	89.23	0.744	15:59:32.645	
4 -	51.517	27.872	1:19.389 (2)	89.74	0.290	16:00:52.034	
5 -	<b>51.243</b>	<b>27.856</b>	<b>1:19.099 (1)</b>	<b>90.07</b>		<b>16:02:11.133</b>	
6 -	51.304	28.875	1:20.179	88.85	1.080	16:03:31.312	
7 -	53.190	28.920	1:22.110	86.76	3.011	16:04:53.422	

P4 15		Billy PERKINS		Yamaha TZR250 - Ashford tarmac / Barking mad about Animals			
IDEAL LAP TIME : 1:19.779		BEST LAP TIME : 1:19.779		DIFFERENCE : 0.000			
LAP	SECTOR 1	SECTOR 2	LAP TIME	MPH	DIFF	TIME OF DAY	
1 -		28.340	1:24.420	84.39	4.641	15:56:53.586	
2 -	51.956	28.209	1:20.165 (2)	88.87	0.386	15:58:13.751	
3 -	<b>51.573</b>	<b>28.206</b>	<b>1:19.779 (1)</b>	<b>89.30</b>		<b>15:59:33.530</b>	
4 -	51.993	28.320	1:20.313	88.71	0.534	16:00:53.843	
5 -	51.894	28.404	1:20.298 (3)	88.72	0.519	16:02:14.141	
6 -	52.389	29.273	1:21.662	87.24	1.883	16:03:35.803	
7 -	52.234	29.375	1:21.609	87.30	1.830	16:04:57.412	

P5 88		Michael STANLEY		Yamaha TZR250 -			
IDEAL LAP TIME : 1:20.859		BEST LAP TIME : 1:20.859		DIFFERENCE : 0.000			
LAP	SECTOR 1	SECTOR 2	LAP TIME	MPH	DIFF	TIME OF DAY	
1 -		28.443	1:24.930	83.88	4.071	15:56:54.096	
2 -	<b>52.428</b>	<b>28.431</b>	<b>1:20.859 (1)</b>	<b>88.11</b>		<b>15:58:14.955</b>	
3 -	52.636	28.606	1:21.242	87.69	0.383	15:59:36.197	
4 -	52.631	28.859	1:21.490	87.42	0.631	16:00:57.687	
5 -	52.602	28.633	1:21.235 (3)	87.70	0.376	16:02:18.922	
6 -	52.574	28.542	1:21.116 (2)	87.83	0.257	16:03:40.038	
7 -	52.552	29.282	1:21.834	87.06	0.975	16:05:01.872	

Weather / Track : Cloudy / Dry

Donington Park National  
 Circuit Length = 1.9790 miles  
 Start: 15:55 Flag 16:04 End: 16:06

# BMCR - MRO Championships 2021 - Rnd 5 @ Donington National

## DFDS Yamaha Past Masters

### RACE 13 - SECTOR ANALYSIS



SECTOR 1 = FL to I1, SECTOR 2 = I1 to FL, DIFF = Difference To Personal Best Lap, P = Crossed Finish Line in Pit Lane, D = Time Disallowed

P6 74 Paul WHITBY		Yamaha TZR250 - Greybridge Ltd				
IDEAL LAP TIME : 1:21.142		BEST LAP TIME : 1:21.281		DIFFERENCE : 0.139		
LAP	SECTOR 1	SECTOR 2	LAP TIME	MPH	DIFF	TIME OF DAY
1 -		28.813	1:25.638	83.19	4.357	15:56:54.804
2 -	52.815	28.466	<b>1:21.281 (1)</b>	<b>87.65</b>		<b>15:58:16.085</b>
3 -	52.957	28.571	1:21.528 (3)	87.38	0.247	15:59:37.613
4 -	52.990	28.677	1:21.667	87.24	0.386	16:00:59.280
5 -	52.875	<b>28.443</b>	1:21.318 (2)	87.61	0.037	16:02:20.598
6 -	<b>52.699</b>	29.000	1:21.699	87.20	0.418	16:03:42.297
7 -	53.299	29.656	1:22.955	85.88	1.674	16:05:05.252

P7 8 C David BALL		Yamaha TZR250 - Gardiner Page and Roe pension consultants				
IDEAL LAP TIME : 1:23.488		BEST LAP TIME : 1:23.553		DIFFERENCE : 0.065		
LAP	SECTOR 1	SECTOR 2	LAP TIME	MPH	DIFF	TIME OF DAY
1 -		35.640	1:35.215	74.82	11.662	15:57:04.381
2 -	55.081	29.201	1:24.282	84.53	0.729	15:58:28.663
3 -	<b>54.323</b>	29.932	1:24.255	84.56	0.702	15:59:52.918
4 -	54.388	<b>29.165</b>	<b>1:23.553 (1)</b>	<b>85.27</b>		<b>16:01:16.471</b>
5 -	54.424	29.559	1:23.983 (3)	84.83	0.430	16:02:40.454
6 -	55.291	29.645	1:24.936	83.88	1.383	16:04:05.390
7 -	54.337	29.363	1:23.700 (2)	85.12	0.147	16:05:29.090

P8 27 C Richard HAYWARD		Yamaha TZR250 - Hazel Motors/ Gforce				
IDEAL LAP TIME : 1:23.818		BEST LAP TIME : 1:24.328		DIFFERENCE : 0.510		
LAP	SECTOR 1	SECTOR 2	LAP TIME	MPH	DIFF	TIME OF DAY
1 -		31.077	1:31.994	77.44	7.666	15:57:01.160
2 -	<b>54.597</b>	30.051	1:24.648 (3)	84.16	0.320	15:58:25.808
3 -	55.249	<b>29.221</b>	1:24.470 (2)	84.34	0.142	15:59:50.278
4 -	55.042	29.727	1:24.769	84.04	0.441	16:01:15.047
5 -	55.337	29.470	1:24.807	84.01	0.479	16:02:39.854
6 -	55.792	29.577	1:25.369	83.45	1.041	16:04:05.223
7 -	55.044	29.284	<b>1:24.328 (1)</b>	<b>84.48</b>		<b>16:05:29.551</b>

P9 70 Andrew BURSCOUGH		Yamaha YPVS 350 - Apollo/Merlin/Abbey/Martitium				
IDEAL LAP TIME : 1:24.412		BEST LAP TIME : 1:24.497		DIFFERENCE : 0.085		
LAP	SECTOR 1	SECTOR 2	LAP TIME	MPH	DIFF	TIME OF DAY
1 -		30.957	1:31.379	77.96	6.882	15:57:00.545
2 -	55.022	30.226	1:25.248	83.57	0.751	15:58:25.793
3 -	55.640	29.827	1:25.467	83.36	0.970	15:59:51.260
4 -	54.926	29.573	1:24.499 (2)	84.31	0.002	16:01:15.759
5 -	<b>54.913</b>	29.584	<b>1:24.497 (1)</b>	<b>84.31</b>		<b>16:02:40.256</b>
6 -	56.032	<b>29.499</b>	1:25.531	83.29	1.034	16:04:05.787
7 -	54.957	29.837	1:24.794 (3)	84.02	0.297	16:05:30.581

P10 72 C Chris THAY		Yamaha TZR250 - Scell-it uk				
IDEAL LAP TIME : 1:24.644		BEST LAP TIME : 1:24.761		DIFFERENCE : 0.117		
LAP	SECTOR 1	SECTOR 2	LAP TIME	MPH	DIFF	TIME OF DAY
1 -		30.050	1:30.032	79.13	5.271	15:56:59.198
2 -	55.098	29.790	1:24.888 (2)	83.92	0.127	15:58:24.086
3 -	55.764	<b>29.775</b>	1:25.539	83.29	0.778	15:59:49.625
4 -	55.347	29.890	1:25.237	83.58	0.476	16:01:14.862
5 -	55.053	29.846	1:24.899 (3)	83.91	0.138	16:02:39.761
6 -	56.836	29.905	1:26.741	82.13	1.980	16:04:06.502
7 -	<b>54.869</b>	29.892	<b>1:24.761 (1)</b>	<b>84.05</b>		<b>16:05:31.263</b>

Weather / Track : Cloudy / Dry

Donington Park National  
 Circuit Length = 1.9790 miles  
 Start: 15:55 Flag 16:04 End: 16:06

# BMCRC - MRO Championships 2021 - Rnd 5 @ Donington National

## DFDS Yamaha Past Masters

### RACE 13 - SECTOR ANALYSIS



SECTOR 1 = FL to I1, SECTOR 2 = I1 to FL, DIFF = Difference To Personal Best Lap, P = Crossed Finish Line in Pit Lane, D = Time Disallowed

P11 4		Denis HALIL		Yamaha TZR250 - D & A AUTOS		
IDEAL LAP TIME : 1:24.540		BEST LAP TIME : 1:24.656		DIFFERENCE : 0.116		
LAP	SECTOR 1	SECTOR 2	LAP TIME	MPH	DIFF	TIME OF DAY
1 -		30.674	1:32.211	77.26	7.555	15:57:01.377
2 -	55.000	<b>29.656</b>	<b>1:24.656 (1)</b>	<b>84.15</b>		<b>15:58:26.033</b>
3 -	55.621	30.001	1:25.622	83.21	0.966	15:59:51.655
4 -	55.049	29.660	1:24.709 (2)	84.10	0.053	16:01:16.364
5 -	55.025	29.752	1:24.777 (3)	84.03	0.121	16:02:41.141
6 -	55.745	29.900	1:25.645	83.18	0.989	16:04:06.786
7 -	<b>54.884</b>	30.073	1:24.957	83.86	0.301	16:05:31.743

P12 55		Paul TOLAND		Yamaha TZR250 - Kippers keys		
IDEAL LAP TIME : 1:24.109		BEST LAP TIME : 1:24.387		DIFFERENCE : 0.278		
LAP	SECTOR 1	SECTOR 2	LAP TIME	MPH	DIFF	TIME OF DAY
1 -		31.149	1:32.309	77.18	7.922	15:57:01.475
2 -	55.267	<b>29.736</b>	1:25.003 (3)	83.81	0.616	15:58:26.478
3 -	55.630	30.004	1:25.634	83.19	1.247	15:59:52.112
4 -	54.996	30.232	1:25.228	83.59	0.841	16:01:17.340
5 -	<b>54.373</b>	30.014	<b>1:24.387 (1)</b>	<b>84.42</b>		<b>16:02:41.727</b>
6 -	55.295	30.273	1:25.568	83.26	1.181	16:04:07.295
7 -	54.748	29.968	1:24.716 (2)	84.10	0.329	16:05:32.011

P13 60 C		Daniel GOUGH		Yamaha TZR250 - G Force Motorcycles		
IDEAL LAP TIME : 1:24.711		BEST LAP TIME : 1:24.814		DIFFERENCE : 0.103		
LAP	SECTOR 1	SECTOR 2	LAP TIME	MPH	DIFF	TIME OF DAY
1 -		30.452	1:29.907	79.24	5.093	15:56:59.073
2 -	55.627	30.809	1:26.436	82.42	1.622	15:58:25.509
3 -	55.281	29.932	1:25.213 (2)	83.60	0.399	15:59:50.722
4 -	54.887	<b>29.927</b>	<b>1:24.814 (1)</b>	<b>84.00</b>		<b>16:01:15.536</b>
5 -	55.420	30.607	1:26.027	82.81	1.213	16:02:41.563
6 -	55.737	30.135	1:25.872	82.96	1.058	16:04:07.435
7 -	<b>54.784</b>	30.456	1:25.240 (3)	83.58	0.426	16:05:32.675

P14 57		Geoff MOOK		Yamaha TZR250 -		
IDEAL LAP TIME : 1:23.858		BEST LAP TIME : 1:23.858		DIFFERENCE : 0.000		
LAP	SECTOR 1	SECTOR 2	LAP TIME	MPH	DIFF	TIME OF DAY
1 -		30.412	1:31.004	78.28	7.146	15:57:00.170
2 -	54.640	31.131	1:25.771 (3)	83.06	1.913	15:58:25.941
3 -	56.622	31.563	1:28.185	80.79	4.327	15:59:54.126
4 -	55.548	29.772	1:25.320 (2)	83.50	1.462	16:01:19.446
5 -	56.327	29.874	1:26.201	82.65	2.343	16:02:45.647
6 -	<b>54.490</b>	<b>29.368</b>	<b>1:23.858 (1)</b>	<b>84.96</b>		<b>16:04:09.505</b>
7 -	54.589	31.271	1:25.860	82.97	2.002	16:05:35.365

P15 92 C		Andrew MOOK		Yamaha TZR250 -		
IDEAL LAP TIME : 1:25.638		BEST LAP TIME : 1:25.638		DIFFERENCE : 0.000		
LAP	SECTOR 1	SECTOR 2	LAP TIME	MPH	DIFF	TIME OF DAY
1 -		30.311	1:32.554	76.97	6.916	15:57:01.720
2 -	<b>55.628</b>	<b>30.010</b>	<b>1:25.638 (1)</b>	<b>83.19</b>		<b>15:58:27.358</b>
3 -	56.146	30.281	1:26.427	82.43	0.789	15:59:53.785
4 -	55.659	30.412	1:26.071 (3)	82.77	0.433	16:01:19.856
5 -	56.413	30.091	1:26.504	82.36	0.866	16:02:46.360
6 -	55.721	30.307	1:26.028 (2)	82.81	0.390	16:04:12.388
7 -	57.390	30.910	1:28.300	80.68	2.662	16:05:40.688

Weather / Track : Cloudy / Dry

Donington Park National  
 Circuit Length = 1.9790 miles  
 Start: 15:55 Flag 16:04 End: 16:06



# BMCR - MRO Championships 2021 - Rnd 5 @ Donington National

## DFDS Yamaha Past Masters

### RACE 13 - SECTOR ANALYSIS



SECTOR 1 = FL to I1, SECTOR 2 = I1 to FL, DIFF = Difference To Personal Best Lap, P = Crossed Finish Line in Pit Lane, D = Time Disallowed

P16 199		Michael FROST		Yamaha TZR250 -		
IDEAL LAP TIME : 1:27.244		BEST LAP TIME : 1:27.308		DIFFERENCE : 0.064		
LAP	SECTOR 1	SECTOR 2	LAP TIME	MPH	DIFF	TIME OF DAY
1 -		31.493	1:35.669	74.47	8.361	15:57:04.835
2 -	58.033	31.466	1:29.499	79.60	2.191	15:58:34.334
3 -	58.614	30.824	1:29.438	79.66	2.130	16:00:03.772
4 -	<b>56.883</b>	30.425	<b>1:27.308 (1)</b>	<b>81.60</b>		<b>16:01:31.080</b>
5 -	56.978	30.407	1:27.385 (2)	81.53	0.077	16:02:58.465
6 -	57.255	<b>30.361</b>	1:27.616 (3)	81.31	0.308	16:04:26.081
7 -	57.546	31.496	1:29.042	80.01	1.734	16:05:55.123

P17 42 C		Martin PEARSON		Yamaha TZR250 - Viking Inspection		
IDEAL LAP TIME : 1:28.207		BEST LAP TIME : 1:28.207		DIFFERENCE : 0.000		
LAP	SECTOR 1	SECTOR 2	LAP TIME	MPH	DIFF	TIME OF DAY
1 -		31.915	1:35.519	74.58	7.312	15:57:04.685
2 -	57.937	31.587	1:29.524	79.58	1.317	15:58:34.209
3 -	58.465	31.623	1:30.088	79.08	1.881	16:00:04.297
4 -	58.118	31.091	1:29.209 (3)	79.86	1.002	16:01:33.506
5 -	57.687	31.101	1:28.788 (2)	80.24	0.581	16:03:02.294
6 -	<b>57.285</b>	<b>30.922</b>	<b>1:28.207 (1)</b>	<b>80.77</b>		<b>16:04:30.501</b>
7 -	58.023	31.292	1:29.315	79.76	1.108	16:05:59.816

P18 73 R		Colvin TURNER		Yamaha TZR250 -		
IDEAL LAP TIME : 1:27.564		BEST LAP TIME : 1:28.187		DIFFERENCE : 0.623		
LAP	SECTOR 1	SECTOR 2	LAP TIME	MPH	DIFF	TIME OF DAY
1 -		31.062	1:38.674	72.20	10.487	15:57:07.840
2 -	57.880	<b>30.307</b>	<b>1:28.187 (1)</b>	<b>80.79</b>		<b>15:58:36.027</b>
3 -	57.648	31.787	1:29.435	79.66	1.248	16:00:05.462
4 -	<b>57.257</b>	31.107	1:28.364 (3)	80.62	0.177	16:01:33.826
5 -	57.695	31.261	1:28.956	80.09	0.769	16:03:02.782
6 -	57.576	30.648	1:28.224 (2)	80.75	0.037	16:04:31.006
7 -	57.777	31.271	1:29.048	80.00	0.861	16:06:00.054

P19 46 C		Kevin MARSHALL		Yamaha TZR250 - Stacey Processing		
IDEAL LAP TIME : 1:28.119		BEST LAP TIME : 1:28.393		DIFFERENCE : 0.274		
LAP	SECTOR 1	SECTOR 2	LAP TIME	MPH	DIFF	TIME OF DAY
1 -		31.881	1:36.158	74.09	7.765	15:57:05.324
2 -	58.229	31.180	1:29.409	79.68	1.016	15:58:34.733
3 -	58.651	32.119	1:30.770	78.49	2.377	16:00:05.503
4 -	57.695	31.288	1:28.983	80.06	0.590	16:01:34.486
5 -	<b>57.604</b>	31.082	1:28.686 (2)	80.33	0.293	16:03:03.172
6 -	57.878	<b>30.515</b>	<b>1:28.393 (1)</b>	<b>80.60</b>		<b>16:04:31.565</b>
7 -	57.658	31.067	1:28.725 (3)	80.30	0.332	16:06:00.290

P20 69 C		Mark ELLERAY		Yamaha TZR250 - Abbot Solutions Ltd		
IDEAL LAP TIME : 1:28.708		BEST LAP TIME : 1:29.023		DIFFERENCE : 0.315		
LAP	SECTOR 1	SECTOR 2	LAP TIME	MPH	DIFF	TIME OF DAY
1 -		32.714	1:37.277	73.24	8.254	15:57:06.443
2 -	58.548	31.765	1:30.313	78.88	1.290	15:58:36.756
3 -	58.416	31.738	1:30.154	79.02	1.131	16:00:06.910
4 -	58.014	<b>31.249</b>	1:29.263 (2)	79.81	0.240	16:01:36.173
5 -	<b>57.459</b>	31.564	<b>1:29.023 (1)</b>	<b>80.03</b>		<b>16:03:05.196</b>
6 -	58.080	31.470	1:29.550 (3)	79.56	0.527	16:04:34.746
7 -	57.956	32.710	1:30.666	78.58	1.643	16:06:05.412

Weather / Track : Cloudy / Dry

Donington Park National  
Circuit Length = 1.9790 miles  
Start: 15:55 Flag 16:04 End: 16:06

# BMCRC - MRO Championships 2021 - Rnd 5 @ Donington National

## DFDS Yamaha Past Masters

### RACE 13 - SECTOR ANALYSIS



SECTOR 1 = FL to I1, SECTOR 2 = I1 to FL, DIFF = Difference To Personal Best Lap, P = Crossed Finish Line in Pit Lane, D = Time Disallowed

P21 17 R		Dan MILES		Yamaha TZR 250 -		
IDEAL LAP TIME : 1:30.604		BEST LAP TIME : 1:30.962		DIFFERENCE : 0.358		
LAP	SECTOR 1	SECTOR 2	LAP TIME	MPH	DIFF	TIME OF DAY
1 -		32.097	1:39.539	71.57	8.577	15:57:08.705
2 -	59.042	32.182	1:31.224 (2)	78.10	0.262	15:58:39.929
3 -	59.599	<b>31.690</b>	1:31.289	78.04	0.327	16:00:11.218
4 -	58.939	32.757	1:31.696	77.69	0.734	16:01:42.914
5 -	<b>58.914</b>	32.048	<b>1:30.962 (1)</b>	<b>78.32</b>		<b>16:03:13.876</b>
6 -	58.979	32.305	1:31.284 (3)	78.04	0.322	16:04:45.160
7 -	1:00.250	32.054	1:32.304	77.18	1.342	16:06:17.464

P22 87 C		Denise BUTTON		Yamaha TZR250 -		
IDEAL LAP TIME : 1:31.668		BEST LAP TIME : 1:32.314		DIFFERENCE : 0.646		
LAP	SECTOR 1	SECTOR 2	LAP TIME	MPH	DIFF	TIME OF DAY
1 -		<b>32.037</b>	1:40.895	70.61	8.581	15:57:10.061
2 -	1:00.141	33.052	1:33.193 (2)	76.45	0.879	15:58:43.254
3 -	1:01.542	32.066	1:33.608	76.11	1.294	16:00:16.862
4 -	1:00.984	32.417	1:33.401 (3)	76.28	1.087	16:01:50.263
5 -	1:01.308	32.684	1:33.992	75.80	1.678	16:03:24.255
6 -	<b>59.631</b>	32.683	<b>1:32.314 (1)</b>	<b>77.17</b>		<b>16:04:56.569</b>

P23 100 R		Danny FLYNN		Yamaha TZR250 - www.ypmrc.co.uk		
IDEAL LAP TIME : 1:32.169		BEST LAP TIME : 1:32.470		DIFFERENCE : 0.301		
LAP	SECTOR 1	SECTOR 2	LAP TIME	MPH	DIFF	TIME OF DAY
1 -		33.399	1:42.186	69.72	9.716	15:57:11.352
2 -	1:01.089	32.578	1:33.667	76.06	1.197	15:58:45.019
3 -	1:00.961	32.967	1:33.928	75.85	1.458	16:00:18.947
4 -	1:00.418	32.298	1:32.716 (2)	76.84	0.246	16:01:51.663
5 -	1:00.378	<b>32.092</b>	<b>1:32.470 (1)</b>	<b>77.04</b>		<b>16:03:24.133</b>
6 -	<b>1:00.077</b>	33.282	1:33.359 (3)	76.31	0.889	16:04:57.492

P24 65 C		Nigel TERRY		Yamaha TZR250 - NTrap Garage Doors		
IDEAL LAP TIME : 1:32.127		BEST LAP TIME : 1:32.653		DIFFERENCE : 0.526		
LAP	SECTOR 1	SECTOR 2	LAP TIME	MPH	DIFF	TIME OF DAY
1 -		32.637	1:41.838	69.96	9.185	15:57:11.004
2 -	<b>59.641</b>	33.012	<b>1:32.653 (1)</b>	<b>76.89</b>		<b>15:58:43.657</b>
3 -	1:01.900	32.667	1:34.567	75.33	1.914	16:00:18.224
4 -	1:00.649	32.822	1:33.471	76.22	0.818	16:01:51.695
5 -	1:00.800	<b>32.486</b>	1:33.286 (2)	76.37	0.633	16:03:24.981
6 -	1:00.436	32.852	1:33.288 (3)	76.37	0.635	16:04:58.269

P25 99 C		Paul FIRTH		Yamaha TZR250 - Joanne Porter		
IDEAL LAP TIME : 1:33.247		BEST LAP TIME : 1:33.337		DIFFERENCE : 0.090		
LAP	SECTOR 1	SECTOR 2	LAP TIME	MPH	DIFF	TIME OF DAY
1 -		<b>31.974</b>	1:38.359	72.43	5.022	15:57:07.525
2 -	1:01.784	33.425	1:35.209	74.83	1.872	15:58:42.734
3 -	1:01.786	32.637	1:34.423	75.45	1.086	16:00:17.157
4 -	1:01.429	32.113	1:33.542 (2)	76.16	0.205	16:01:50.699
5 -	1:01.654	32.675	1:34.329 (3)	75.52	0.992	16:03:25.028
6 -	<b>1:01.273</b>	32.064	<b>1:33.337 (1)</b>	<b>76.33</b>		<b>16:04:58.365</b>

Weather / Track : Cloudy / Dry

Donington Park National  
Circuit Length = 1.9790 miles  
Start: 15:55 Flag 16:04 End: 16:06

# BMCRRC - MRO Championships 2021 - Rnd 5 @ Donington National

## DFDS Yamaha Past Masters

### RACE 13 - SECTOR ANALYSIS



SECTOR 1 = FL to I1, SECTOR 2 = I1 to FL, DIFF = Difference To Personal Best Lap, P = Crossed Finish Line in Pit Lane, D = Time Disallowed

<b>P26</b>	<b>33 C</b>	<b>Kieran LEWIS</b>	Yamaha TZR250 - Controls For Doors Ltd/ G Force Motorcycles			
IDEAL LAP TIME : 1:33.398		BEST LAP TIME : 1:33.436	DIFFERENCE : 0.038			

LAP	SECTOR 1	SECTOR 2	LAP TIME	MPH	DIFF	TIME OF DAY
1 -		32.809	1:39.656	71.49	6.220	15:57:08.822
2 -	1:01.150	32.863	1:34.013 (3)	75.78	0.577	15:58:42.835
3 -	1:02.273	32.414	1:34.687	75.24	1.251	16:00:17.522
<b>4 -</b>	<b>1:01.110</b>	32.326	<b>1:33.436 (1)</b>	<b>76.25</b>		<b>16:01:50.958</b>
5 -	1:02.288	32.335	1:34.623	75.29	1.187	16:03:25.581
6 -	1:01.418	<b>32.288</b>	1:33.706 (2)	76.03	0.270	16:04:59.287

<b>P27</b>	<b>32 C</b>	<b>Lorraine ANSON</b>	Yamaha TZR250 - Wallis & Whalin Racing			
IDEAL LAP TIME : 1:32.828		BEST LAP TIME : 1:33.321	DIFFERENCE : 0.493			

LAP	SECTOR 1	SECTOR 2	LAP TIME	MPH	DIFF	TIME OF DAY
1 -		32.294	1:42.090	69.78	8.769	15:57:11.256
2 -	1:01.598	32.776	1:34.374	75.49	1.053	15:58:45.630
3 -	<b>1:00.850</b>	32.842	1:33.692 (2)	76.04	0.371	16:00:19.322
4 -	1:01.335	32.969	1:34.304 (3)	75.54	0.983	16:01:53.626
<b>5 -</b>	1:01.343	<b>31.978</b>	<b>1:33.321 (1)</b>	<b>76.34</b>		<b>16:03:26.947</b>
6 -	1:01.669	34.050	1:35.719	74.43	2.398	16:05:02.666

<b>P28</b>	<b>24</b>	<b>Scott CARSON</b>	Yamaha TZR250 - Brian Grays Powerbiking, All England Diamon			
IDEAL LAP TIME : 1:17.898		BEST LAP TIME : 1:18.119	DIFFERENCE : 0.221			

LAP	SECTOR 1	SECTOR 2	LAP TIME	MPH	DIFF	TIME OF DAY
1 -		28.259	1:25.768	83.06	7.649	15:56:54.934
2 -	51.183	<b>27.259</b>	1:18.442 (2)	90.82	0.323	15:58:13.376
<b>3 -</b>	<b>50.639</b>	27.480	<b>1:18.119 (1)</b>	<b>91.20</b>		<b>15:59:31.495</b>
4 -	51.758	27.418	1:19.176	89.98	1.057	16:00:50.671
5 -	50.753	27.795	1:18.548 (3)	90.70	0.429	16:02:09.219
6 -	51.208	27.352	1:18.560	90.69	0.441	16:03:27.779

<b>P29</b>	<b>146</b>	<b>Michael MACE</b>	Yamaha TZR250 - Kevin Marshall			
IDEAL LAP TIME : 1:21.960		BEST LAP TIME : 1:22.163	DIFFERENCE : 0.203			

LAP	SECTOR 1	SECTOR 2	LAP TIME	MPH	DIFF	TIME OF DAY
1 -		<b>28.925</b>	1:26.399	82.46	4.236	15:56:55.565
<b>2 -</b>	<b>53.035</b>	29.128	<b>1:22.163 (1)</b>	<b>86.71</b>		<b>15:58:17.728</b>
3 -	53.565	29.382	1:22.947 (3)	85.89	0.784	15:59:40.675
4 -	53.690	29.234	1:22.924 (2)	85.91	0.761	16:01:03.599
5 -	54.640	29.711	1:24.351	84.46	2.188	16:02:27.950
6 -	54.807	29.637	1:24.444	84.37	2.281	16:03:52.394

<b>P30</b>	<b>67 C</b>	<b>Mark BAILEY</b>	Yamaha TZR250 -			
IDEAL LAP TIME : 1:30.059		BEST LAP TIME : 1:30.059	DIFFERENCE : 0.000			

LAP	SECTOR 1	SECTOR 2	LAP TIME	MPH	DIFF	TIME OF DAY
1 -		32.151	1:36.517	73.81	6.458	15:57:05.683
<b>2 -</b>	<b>58.298</b>	<b>31.761</b>	<b>1:30.059 (1)</b>	<b>79.11</b>		<b>15:58:35.742</b>

# BMCRC - MRO Championships 2021 - Rnd 5 @ Donington National

## DFDS Yamaha Past Masters

### RACE 13 - BEST SECTORS

SECTOR 1			SECTOR 2			IDEAL / BEST COMPARISON						
POS	NO	NAME	TIME	NO	NAME	TIME	POS	NO	NAME	IDEAL	BEST	DIFF
									<b>PERFECT LAP</b>	<b>1:17.898</b>		
1	24	CARSON	50.639	24	CARSON	27.259	1	24	CARSON	1:17.898	1:18.119	0.221
2	13	EDMONDSON	50.668	19	BRANTON	27.524	2	19	BRANTON	1:18.326	1:18.767	0.441
3	19	BRANTON	50.802	13	EDMONDSON	27.666	3	13	EDMONDSON	1:18.334	1:18.334	0.000
4	30	COOPER	51.243	30	COOPER	27.856	4	30	COOPER	1:19.099	1:19.099	0.000
5	15	PERKINS	51.573	15	PERKINS	28.206	5	15	PERKINS	1:19.779	1:19.779	0.000
6	88	STANLEY	52.428	88	STANLEY	28.431	6	88	STANLEY	1:20.859	1:20.859	0.000
7	74	WHITBY	52.699	74	WHITBY	28.443	7	74	WHITBY	1:21.142	1:21.281	0.139
8	146	MACE	53.035	146	MACE	28.925	8	146	MACE	1:21.960	1:22.163	0.203
9	8	BALL	54.323	8	BALL	29.165	9	8	BALL	1:23.488	1:23.553	0.065
10	55	TOLAND	54.373	27	HAYWARD	29.221	10	27	HAYWARD	1:23.818	1:24.328	0.510
11	57	MOOK	54.490	57	MOOK	29.368	11	57	MOOK	1:23.858	1:23.858	0.000
12	27	HAYWARD	54.597	70	BURSCOUGH	29.499	12	55	TOLAND	1:24.109	1:24.387	0.278
13	60	GOUGH	54.784	4	HALIL	29.656	13	70	BURSCOUGH	1:24.412	1:24.497	0.085
14	72	THAY	54.869	55	TOLAND	29.736	14	4	HALIL	1:24.540	1:24.656	0.116
15	4	HALIL	54.884	72	THAY	29.775	15	72	THAY	1:24.644	1:24.761	0.117
16	70	BURSCOUGH	54.913	60	GOUGH	29.927	16	60	GOUGH	1:24.711	1:24.814	0.103
17	92	MOOK	55.628	92	MOOK	30.010	17	92	MOOK	1:25.638	1:25.638	0.000
18	199	FROST	56.883	73	TURNER	30.307	18	199	FROST	1:27.244	1:27.308	0.064
19	73	TURNER	57.257	199	FROST	30.361	19	73	TURNER	1:27.564	1:28.187	0.623
20	42	PEARSON	57.285	46	MARSHALL	30.515	20	46	MARSHALL	1:28.119	1:28.393	0.274
21	69	ELLERAY	57.459	42	PEARSON	30.922	21	42	PEARSON	1:28.207	1:28.207	0.000
22	46	MARSHALL	57.604	69	ELLERAY	31.249	22	69	ELLERAY	1:28.708	1:29.023	0.315
23	67	BAILEY	58.298	17	MILES	31.690	23	67	BAILEY	1:30.059	1:30.059	0.000
24	17	MILES	58.914	67	BAILEY	31.761	24	17	MILES	1:30.604	1:30.962	0.358
25	87	BUTTON	59.631	99	FIRTH	31.974	25	87	BUTTON	1:31.668	1:32.314	0.646
26	65	TERRY	59.641	32	ANSON	31.978	26	65	TERRY	1:32.127	1:32.653	0.526
27	100	FLYNN	1:00.077	87	BUTTON	32.037	27	100	FLYNN	1:32.169	1:32.470	0.301
28	32	ANSON	1:00.850	100	FLYNN	32.092	28	32	ANSON	1:32.828	1:33.321	0.493
29	33	LEWIS	1:01.110	33	LEWIS	32.288	29	99	FIRTH	1:33.247	1:33.337	0.090
30	99	FIRTH	1:01.273	65	TERRY	32.486	30	33	LEWIS	1:33.398	1:33.436	0.038

Weather / Track : Cloudy / Dry

Donington Park National  
 Circuit Length = 1.9790 miles  
 Start: 15:55 Flag 16:04 End: 16:06

Results can be found at [www.tsl-timing.com](http://www.tsl-timing.com)

Printed - 16:06 Saturday, 04 September 2021

# BMCRC - MRO Championships 2021 - Rnd 5 @ Donington National

## DFDS Yamaha Past Masters

### RACE 13 - STATISTICS

**Competitors Started** 30  
**Planned Start** 2021-09-04 @ 15:59:00.000  
**Actual Start** 2021-09-04 @ 15:55:29.165  
**Finish Time** 2021-09-04 @ 16:04:48.687  
**Track Length** 1.9790mi.  
**Total Laps** 197  
**Total Distance Covered** 389.8762mi.

#### Session Fastest Lap History

NO	CL	NAME	LAP TIME	TIME OF DAY	LAP	VEHICLE
19		Peter BRANTON	1:19.066	15:58:11.554	2	Yamaha TZR250
24		Scott CARSON	1:18.442	15:58:13.381	2	Yamaha TZR250
24		Scott CARSON	1:18.119	15:59:31.492	3	Yamaha TZR250

#### Session Leader History

NO	CL	NAME	FROM LAP	LAPS LED	DISTANCE	VEHICLE
13		Doug EDMONDSON	1	1	1.94 miles	Yamaha TZR250
19		Peter BRANTON	2	4	7.91 miles	Yamaha TZR250
24		Scott CARSON	6	1	1.97 miles	Yamaha TZR250
19		Peter BRANTON	7	1	1.97 miles	Yamaha TZR250

#### Flag History

TYPE	TIME OF DAY
GREEN	15:55:29.165
FINISH	16:04:48.687

#### Flag Statistics

TYPE	COUNT	TOTAL LAPS	TOTAL TIME
Green	1	7	10:52.781
Red	0	0	0.000
Safety Car	0	0	0.000
FCY	0	0	0.000

# BMCRC - MRO Championships 2021 - Rnd 5 @ Donington National

## DFDS Yamaha Past Masters

### RACE 13 - STATISTICS

**CLASS :**

13 Starters

#### Fastest Lap History

NO	NAME	LAP TIME	TIME OF DAY	LAP	VEHICLE
19	Peter BRANTON	1:19.066	15:58:11.554	2	Yamaha TZR250
24	Scott CARSON	1:18.442	15:58:13.381	2	Yamaha TZR250
24	Scott CARSON	1:18.119	15:59:31.492	3	Yamaha TZR250

#### Leader History

NO	NAME	FROM LAP	LAPS LED	DISTANCE	VEHICLE
13	Doug EDMONDSON	1	1	1.94 miles	Yamaha TZR250
19	Peter BRANTON	2	4	7.91 miles	Yamaha TZR250
24	Scott CARSON	6	1	1.97 miles	Yamaha TZR250
19	Peter BRANTON	7	1	1.97 miles	Yamaha TZR250

# BMCRC - MRO Championships 2021 - Rnd 5 @ Donington National

## DFDS Yamaha Past Masters

### RACE 13 - STATISTICS

CLASS : C

14 Starters

#### Fastest Lap History

NO	NAME	LAP TIME	TIME OF DAY	LAP	VEHICLE
72	Chris THAY	1:24.888	15:58:24.090	2	Yamaha TZR250
27	Richard HAYWARD	1:24.648	15:58:25.808	2	Yamaha TZR250
8	David BALL	1:24.282	15:58:28.690	2	Yamaha TZR250
8	David BALL	1:24.255	15:59:52.945	3	Yamaha TZR250
8	David BALL	1:23.553	16:01:16.495	4	Yamaha TZR250

#### Leader History

NO	NAME	FROM LAP	LAPS LED	DISTANCE	VEHICLE
60	Daniel GOUGH	1	1	1.94 miles	Yamaha TZR250
72	Chris THAY	2	4	7.91 miles	Yamaha TZR250
27	Richard HAYWARD	6	1	1.97 miles	Yamaha TZR250
8	David BALL	7	1	1.97 miles	Yamaha TZR250

Weather / Track : Cloudy / Dry

Results can be found at [www.tsl-timing.com](http://www.tsl-timing.com)

Page 3 of 4

Donington Park National  
Circuit Length = 1.9790 miles  
Start: 15:55 Flag 16:04 End: 16:06

Printed - 16:06 Saturday, 04 September 2021

# BMCRC - MRO Championships 2021 - Rnd 5 @ Donington National

## DFDS Yamaha Past Masters

### RACE 13 - STATISTICS

**CLASS : R**

3 Starters

#### Fastest Lap History

NO	NAME	LAP TIME	TIME OF DAY	LAP	VEHICLE
73	Colvin TURNER	1:28.187	15:58:36.054	2	Yamaha TZR250

#### Leader History

NO	NAME	FROM LAP	LAPS LED	DISTANCE	VEHICLE
73	Colvin TURNER	1	7	13.81 miles	Yamaha TZR250



**BMCRC - MRO Championships 2021 - Rnd 5 @ Donington National**
**DFDS Yamaha Past Masters**
**RACE 2 - GRID (10 Laps)**

ROW 10	30	29	28	33	Kieran LEWIS	1:33.436						
ROW 9	27	99	Paul FIRTH	26	65	Nigel TERRY	1:32.653	25	100	Danny FLYNN	1:32.470	
ROW 8	24	17	Dan MILES	1:30.962	23	67	Mark BAILEY	1:30.059	22	69	Mark ELLERAY	1:29.023
ROW 7	21	46	Kevin MARSHALL	1:28.393	20	42	Martin PEARSON	1:28.207	19	73	Colvin TURNER	1:28.187
ROW 6	18	199	Michael FROST	1:27.308	17	92	Andrew MOOK	1:25.638	16	60	Daniel GOUGH	1:24.814
ROW 5	15	72	Chris THAY	1:24.761	14	4	Denis HALIL	1:24.656	13	70	Andrew BURSCOUGH	1:24.497
ROW 4	12	55	Paul TOLAND	1:24.387	11	27	Richard HAYWARD	1:24.328	10	57	Geoff MOOK	1:23.858
ROW 3	9	8	David BALL	1:23.553	8	146	Michael MACE	1:22.163	7	74	Paul WHITBY	1:21.281
ROW 2	6	88	Michael STANLEY	1:20.859	5	15	Billy PERKINS	1:19.779	4	30	Alan COOPER	1:19.099
ROW 1	3	19	Peter BRANTON	1:18.767	2	13	Doug EDMONDSON	1:18.334	1	24	Scott CARSON	1:18.119
<b>Pole</b>												

These results are provisional until the conclusion of any judicial and technical matters.

Donington Park National  
Circuit Length = 1.9790 miles

Clerk Of Course :	Stewards :	Timekeeper :
-------------------	------------	--------------

Results can be found at [www.tsl-timing.com](http://www.tsl-timing.com)

Printed - 16:13 Saturday, 04 September 2021



**BMCRC - MRO Championships 2021 - Rnd 5 @ Donington National**
**DFDS Yamaha Past Masters**
**RACE 2 - CLASSIFICATION**

POS	NO	CL	PIC NAME	ENTRY	LAPS	TIME	GAP	DIFF	MPH	BEST	ON
1	24		1 Scott CARSON	Yamaha TZR250 - Brian Grays Powerbiking,All Engl	10	13:14.253			89.53	1:18.669	2
2	19		2 Peter BRANTON	Yamaha TZR250 - Exactweld Racing	10	13:17.560	3.307	3.307	89.15	1:18.977	8
3	13		3 Doug EDMONDSON	Yamaha TZR250 - Stan Stephens Tuning	10	13:22.464	8.211	4.904	88.61	1:19.280	4
4	30		4 Alan COOPER	Yamaha TZR250 - twistgrip motorcycles	10	13:35.290	21.037	12.826	87.22	1:20.606	2
5	15		5 Billy PERKINS	Yamaha TZR250 - Ashford tarmac / Barking mad abx	10	13:41.924	27.671	6.634	86.51	1:20.813	10
6	88		6 Michael STANLEY	Yamaha TZR250 -	10	13:41.971	27.718	0.047	86.51	1:20.803	2
7	74		7 Paul WHITBY	Yamaha TZR250 - Greybridge Ltd	10	13:43.154	28.901	1.183	86.38	1:20.692	3
8	27	C	1 Richard HAYWARD	Yamaha TZR250 - Hazel Motors/ Gforce	10	13:43.303	29.050	0.149	86.37	1:20.830	10
9	146		8 Michael MACE	Yamaha TZR250 - Kevin Marshall	10	13:52.960	38.707	9.657	85.37	1:22.361	2
10	57		9 Geoff MOOK	Yamaha TZR250 -	10	14:02.533	48.280	9.573	84.40	1:23.033	4
11	55		10 Paul TOLAND	Yamaha TZR250 - Kippers keys	10	14:05.247	50.994	2.714	84.12	1:22.982	2
12	8	C	2 David BALL	Yamaha TZR250 - Gardiner Page and Roe pension c	10	14:05.350	51.097	0.103	84.11	1:23.093	2
13	72	C	3 Chris THAY	Yamaha TZR250 - Scell-it uk	10	14:11.183	56.930	5.833	83.54	1:23.503	2
14	60	C	4 Daniel GOUGH	Yamaha TZR250 - G Force Motorcycles	10	14:11.382	57.129	0.199	83.52	1:23.426	10
15	92	C	5 Andrew MOOK	Yamaha TZR250 -	10	14:18.143	1:03.890	6.761	82.86	1:24.361	10
16	46	C	6 Kevin MARSHALL	Yamaha TZR250 - Stacey Processing	9	13:31.005	1 Lap	1 Lap	78.89	1:28.650	4
17	73	R	1 Colvin TURNER	Yamaha TZR250 -	9	13:31.769	1 Lap	0.764	78.82	1:28.598	8
18	42	C	7 Martin PEARSON	Yamaha TZR250 - Viking Inspection	9	13:37.602	1 Lap	5.833	78.25	1:29.043	5
19	67	C	8 Mark BAILEY	Yamaha TZR250 -	9	13:37.922	1 Lap	0.320	78.22	1:29.677	3
20	100	R	2 Danny FLYNN	Yamaha TZR250 - www.ypmrc.co.uk	9	13:57.261	1 Lap	19.339	76.42	1:30.652	6
21	99	C	9 Paul FIRTH	Yamaha TZR250 - Joanne Porter	9	13:59.579	1 Lap	2.318	76.21	1:29.983	9
22	65	C	10 Nigel TERRY	Yamaha TZR250 - NTrap Garage Doors	9	14:01.060	1 Lap	1.481	76.07	1:30.825	5
23	33	C	11 Kieran LEWIS	Yamaha TZR250 - Controls For Doors Ltd/ G Force I	8	13:22.368	2 Laps	1 Lap	70.86	1:31.650	8

**NOT CLASSIFIED**

DNF	69	C	Mark ELLERAY	Yamaha TZR250 - Abbot Solutions Ltd	6	9:26.102	4 Laps	2 Laps	75.27	1:30.915	5
DNF	70		Andrew BURSCOUGH	Yamaha YPVS 350 - Apollo/Merlin/Abbey/Martitaniur	2	4:03.901	8 Laps	4 Laps	57.86	1:29.905	2
DNF	4		Denis HALIL	Yamaha TZR250 - D & A AUTOS	1	1:33.295	9 Laps	1 Lap	74.90		
DNF	199		Michael FROST	Yamaha TZR250 -	0						
DNF	17	R	Dan MILES	Yamaha TZR 250 -	0						

**FASTEST LAP**

24			Scott CARSON	Yamaha TZR250 - Brian Grays Powerbiking,All Engl	2	1:18.669		90.56 mph		145.74 kph
27	C		Richard HAYWARD	Yamaha TZR250 - Hazel Motors/ Gforce	10	1:20.830		88.14 mph		141.85 kph
73	R		Colvin TURNER	Yamaha TZR250 -	8	1:28.598		80.41 mph		129.41 kph

Class - 92.5% of Race Speed = 82.81 mph  
 Class C - 92.5% of Race Speed = 79.89 mph  
 Class R - 92.5% of Race Speed = 72.90 mph

Donington Park National: 1.9790 miles  
 Race Distance: 10 Laps / 19.79 miles  
 Start: 09:37 Flag 09:50 End: 09:51

Weather / Track : Cloudy / Dry

These results are provisional until the conclusion of any judicial and technical matters.

Clerk Of Course :	Stewards :	Timekeeper :
-------------------	------------	--------------

Results can be found at [www.tsl-timing.com](http://www.tsl-timing.com)

Printed - 09:52 Sunday, 05 September 2021



# BMCR - MRO Championships 2021 - Rnd 5 @ Donington National

## DFDS Yamaha Past Masters

### RACE 2 - LAP CHART

#### LAP 1 @ 09:38:37.143

NO	BEHIND	LAP TIME
24		1:22.226
13	0.512	1:22.738
19	0.534	1:22.760
30	2.368	1:24.594
15	2.546	1:24.772
88	2.758	1:24.984
74	3.479	1:25.705
27	4.105	1:26.331
146	4.972	1:27.198
8	5.698	1:27.924
55	6.068	1:28.294
57	6.424	1:28.650
72	7.182	1:29.408
60	7.507	1:29.733
92	8.560	1:30.786
4	11.069	1:33.295
73	11.321	1:33.547
67	12.497	1:34.723
46	13.080	1:35.306
42	14.368	1:36.594
65	15.712	1:37.938
69	16.010	1:38.236
99	17.611	1:39.837
33	18.197	1:40.423
100	18.963	1:41.189
70	1:11.770	2:33.996

#### LAP 2 @ 09:39:55.812

NO	BEHIND	LAP TIME
24		1:18.669
19	1.117	1:19.252
13	1.786	1:19.943
30	4.305	1:20.606
15	4.840	1:20.963
88	4.892	1:20.803
74	5.939	1:21.129
27	6.983	1:21.547
146	8.664	1:22.361
8	10.122	1:23.093
55	10.381	1:22.982
57	10.987	1:23.232
72	12.016	1:23.503
60	12.743	1:23.905
92	14.809	1:24.918
73	23.001	1:30.349
46	24.686	1:30.275
67	25.486	1:31.658
42	25.929	1:30.230
65	29.600	1:32.557
69	29.735	1:32.394
99	33.417	1:34.475
33	33.771	1:34.243
100	34.278	1:33.984

#### LAP 3 @ 09:41:14.727

NO	BEHIND	LAP TIME
24		1:18.915
19	1.435	1:19.233
13	2.244	1:19.373
70	1 Lap	1:29.905
30	6.553	1:21.163

88	6.898	1:20.921
15	7.062	1:21.137
74	7.716	1:20.692
27	9.504	1:21.436
146	12.329	1:22.580
8	15.115	1:23.908
57	15.470	1:23.398
55	15.745	1:24.279
72	17.242	1:24.141
60	18.309	1:24.481
92	21.502	1:25.608
73	35.883	1:31.797
46	35.927	1:30.156
67	36.248	1:29.677
42	37.109	1:30.095
65	43.848	1:33.163
69	44.241	1:33.421
33	48.550	1:33.694
99	49.239	1:34.737
100	49.342	1:33.979

#### LAP 4 @ 09:42:33.619

NO	BEHIND	LAP TIME
24		1:18.892
19	1.707	1:19.164
13	2.632	1:19.280
30	8.604	1:20.943
74	11.819	1:22.995
27	13.366	1:22.754
15	13.966	1:25.796
88	14.607	1:26.601
146	16.338	1:22.901
57	19.611	1:23.033
8	20.380	1:24.157
55	21.060	1:24.207
72	24.080	1:25.730
60	24.392	1:24.975
92	28.562	1:25.952
46	45.685	1:28.650
73	46.148	1:29.157
67	47.843	1:30.487
42	48.086	1:29.869
69	59.788	1:34.439
65	1:00.562	1:35.606
33	1:02.493	1:32.835
100	1:03.023	1:32.573
99	1:03.892	1:33.545

#### LAP 5 @ 09:43:52.975

NO	BEHIND	LAP TIME
24		1:19.356
19	1.400	1:19.049
13	3.683	1:20.407
30	10.186	1:20.938
74	14.697	1:22.234
15	15.731	1:21.121
27	16.328	1:22.318
88	16.696	1:21.445
146	19.664	1:22.682
57	23.435	1:23.180
8	24.986	1:23.962
55	26.244	1:24.540
72	29.755	1:25.031
60	30.157	1:25.121

92	35.333	1:26.127
46	55.350	1:29.021
73	57.266	1:30.474
42	57.773	1:29.043
67	59.732	1:31.245
69	1:11.347	1:30.915
65	1:12.031	1:30.825
100	1:15.011	1:31.344
33	1:15.650	1:32.513
99	1:16.536	1:32.000

#### LAP 6 @ 09:45:11.731

NO	BEHIND	LAP TIME
24		1:18.756
19	1.680	1:19.036
13	4.940	1:20.013
30	12.476	1:21.046
74	18.378	1:22.437
15	18.783	1:21.808
27	18.790	1:21.218
88	18.881	1:20.941
146	23.562	1:22.654
57	28.577	1:23.898
8	30.671	1:24.441
55	31.454	1:23.966
72	35.949	1:24.950
60	36.194	1:24.793
92	41.858	1:25.281
46	1:05.604	1:29.010
73	1:08.021	1:29.511
42	1:08.178	1:29.161
67	1:11.298	1:30.322

#### LAP 7 @ 09:46:31.153

NO	BEHIND	LAP TIME
24		1:19.422
19	2.622	1:20.364
13	5.771	1:20.253
100	1 Lap	1:30.652
65	1 Lap	1:33.740
69	1 Lap	1:36.697 P
99	1 Lap	1:31.704
30	14.205	1:21.151
15	21.176	1:21.815
74	22.051	1:23.095
88	22.205	1:22.746
27	22.681	1:23.313
146	27.181	1:23.041
57	33.467	1:24.312
8	36.062	1:24.813
55	36.488	1:24.456
72	41.770	1:25.243
60	42.245	1:25.473
92	47.871	1:25.435
33	1 Lap	2:23.110
46	1:16.204	1:30.022
42	1:17.833	1:29.077
73	1:18.298	1:29.699

#### LAP 8 @ 09:47:50.166

NO	BEHIND	LAP TIME
24		1:19.013
19	2.586	1:18.977

67	1 Lap	1:30.140
13	7.093	1:20.335
30	17.164	1:21.972
100	1 Lap	1:31.170
65	1 Lap	1:32.263
99	1 Lap	1:30.695
15	23.167	1:21.004
88	24.055	1:20.863
74	24.880	1:21.842
27	25.150	1:21.482
146	30.973	1:22.805
57	38.670	1:24.216
8	41.106	1:24.057
55	41.437	1:23.962
72	47.826	1:25.069
60	48.154	1:24.922
92	53.726	1:24.868
33	1 Lap	1:33.900

#### LAP 9 @ 09:49:09.826

NO	BEHIND	LAP TIME
24		1:19.660
19	3.164	1:20.238
46	1 Lap	1:29.848
13	7.481	1:20.048
73	1 Lap	1:28.598
42	1 Lap	1:32.090
67	1 Lap	1:29.796
30	18.569	1:21.065
88	25.989	1:21.594
15	26.202	1:22.695
74	27.266	1:22.046
27	27.564	1:22.074
100	1 Lap	1:31.115
146	34.578	1:23.265
99	1 Lap	1:32.603
65	1 Lap	1:33.641
57	42.637	1:23.627
8	45.664	1:24.218
55	45.810	1:24.033
72	52.711	1:24.545
60	53.047	1:24.553
92	58.873	1:24.807

#### LAP 10 @ 09:50:29.170

NO	BEHIND	LAP TIME
24		1:19.344
19	3.307	1:19.487
33	2 Laps	1:31.650
13	8.211	1:20.074
46	1 Lap	1:28.717
73	1 Lap	1:28.637
30	21.037	1:21.812
42	1 Lap	1:31.443
67	1 Lap	1:29.874
15	27.671	1:20.813
88	27.718	1:21.073
74	28.901	1:20.979
27	29.050	1:20.830
146	38.707	1:23.473
100	1 Lap	1:31.255
99	1 Lap	1:29.983
65	1 Lap	1:31.327
57	48.280	1:24.987

Weather / Track : Cloudy / Dry

Results can be found at [www.tsl-timing.com](http://www.tsl-timing.com)

Donington Park National  
Circuit Length = 1.9790 miles  
Start: 09:37 Flag 09:50 End: 09:51

Printed - 09:52 Sunday, 05 September 2021

# BMCR - MRO Championships 2021 - Rnd 5 @ Donington National

## DFDS Yamaha Past Masters

### RACE 2 - SECTOR ANALYSIS



SECTOR 1 = FL to I1, SECTOR 2 = I1 to FL, DIFF = Difference To Personal Best Lap, P = Crossed Finish Line in Pit Lane, D = Time Disallowed

<b>P1 24</b>		<b>Scott CARSON</b>		Yamaha TZR250 - Brian Grays Powerbiking, All England Diamon		
IDEAL LAP TIME : 1:18.467		BEST LAP TIME : 1:18.669		DIFFERENCE : 0.202		
LAP	SECTOR 1	SECTOR 2	LAP TIME	MPH	DIFF	TIME OF DAY
1 -		27.751	1:22.226	86.64	3.557	09:38:37.143
2 -	51.101	<b>27.568</b>	<b>1:18.669 (1)</b>	<b>90.56</b>		<b>09:39:55.812</b>
3 -	51.026	27.889	1:18.915	90.28	0.246	09:41:14.727
4 -	<b>50.899</b>	27.993	1:18.892 (3)	90.30	0.223	09:42:33.619
5 -	51.394	27.962	1:19.356	89.78	0.687	09:43:52.975
6 -	51.129	27.627	1:18.756 (2)	90.46	0.087	09:45:11.731
7 -	51.557	27.865	1:19.422	89.70	0.753	09:46:31.153
8 -	51.324	27.689	1:19.013	90.17	0.344	09:47:50.166
9 -	51.967	27.693	1:19.660	89.43	0.991	09:49:09.826
10 -	51.466	27.878	1:19.344	89.79	0.675	09:50:29.170

<b>P2 19</b>		<b>Peter BRANTON</b>		Yamaha TZR250 - Exactweld Racing		
IDEAL LAP TIME : 1:18.615		BEST LAP TIME : 1:18.977		DIFFERENCE : 0.362		
LAP	SECTOR 1	SECTOR 2	LAP TIME	MPH	DIFF	TIME OF DAY
1 -		27.708	1:22.760	86.08	3.783	09:38:37.677
2 -	51.474	27.778	1:19.252	89.89	0.275	09:39:56.929
3 -	51.517	27.716	1:19.233	89.92	0.256	09:41:16.162
4 -	51.513	27.651	1:19.164	89.99	0.187	09:42:35.326
5 -	51.701	<b>27.348</b>	1:19.049 (3)	90.12	0.072	09:43:54.375
6 -	51.487	27.549	1:19.036 (2)	90.14	0.059	09:45:13.411
7 -	52.379	27.985	1:20.364	88.65	1.387	09:46:33.775
8 -	<b>51.267</b>	27.710	<b>1:18.977 (1)</b>	<b>90.21</b>		<b>09:47:52.752</b>
9 -	52.615	27.623	1:20.238	88.79	1.261	09:49:12.990
10 -	51.621	27.866	1:19.487	89.63	0.510	09:50:32.477

<b>P3 13</b>		<b>Doug EDMONDSON</b>		Yamaha TZR250 - Stan Stephens Tuning		
IDEAL LAP TIME : 1:19.280		BEST LAP TIME : 1:19.280		DIFFERENCE : 0.000		
LAP	SECTOR 1	SECTOR 2	LAP TIME	MPH	DIFF	TIME OF DAY
1 -		28.059	1:22.738	86.11	3.458	09:38:37.655
2 -	51.808	28.135	1:19.943 (3)	89.12	0.663	09:39:57.598
3 -	51.383	27.990	1:19.373 (2)	89.76	0.093	09:41:16.971
4 -	<b>51.353</b>	<b>27.927</b>	<b>1:19.280 (1)</b>	<b>89.86</b>		<b>09:42:36.251</b>
5 -	52.114	28.293	1:20.407	88.60	1.127	09:43:56.658
6 -	51.807	28.206	1:20.013	89.04	0.733	09:45:16.671
7 -	51.822	28.431	1:20.253	88.77	0.973	09:46:36.924
8 -	51.958	28.377	1:20.335	88.68	1.055	09:47:57.259
9 -	51.768	28.280	1:20.048	89.00	0.768	09:49:17.307
10 -	51.954	28.120	1:20.074	88.97	0.794	09:50:37.381

<b>P4 30</b>		<b>Alan COOPER</b>		Yamaha TZR250 - twistgrip motorcycles		
IDEAL LAP TIME : 1:20.373		BEST LAP TIME : 1:20.606		DIFFERENCE : 0.233		
LAP	SECTOR 1	SECTOR 2	LAP TIME	MPH	DIFF	TIME OF DAY
1 -		28.440	1:24.594	84.22	3.988	09:38:39.511
2 -	<b>52.280</b>	28.326	<b>1:20.606 (1)</b>	<b>88.38</b>		<b>09:40:00.117</b>
3 -	52.582	28.581	1:21.163	87.78	0.557	09:41:21.280
4 -	52.554	28.389	1:20.943 (3)	88.02	0.337	09:42:42.223
5 -	52.845	<b>28.093</b>	1:20.938 (2)	88.02	0.332	09:44:03.161
6 -	52.730	28.316	1:21.046	87.90	0.440	09:45:24.207
7 -	53.042	28.109	1:21.151	87.79	0.545	09:46:45.358
8 -	53.028	28.944	1:21.972	86.91	1.366	09:48:07.330
9 -	52.852	28.213	1:21.065	87.88	0.459	09:49:28.395
10 -	53.133	28.679	1:21.812	87.08	1.206	09:50:50.207

Weather / Track : Cloudy / Dry

Donington Park National  
Circuit Length = 1.9790 miles  
Start: 09:37 Flag 09:50 End: 09:51

# BMCRC - MRO Championships 2021 - Rnd 5 @ Donington National

## DFDS Yamaha Past Masters

### RACE 2 - SECTOR ANALYSIS



SECTOR 1 = FL to I1, SECTOR 2 = I1 to FL, DIFF = Difference To Personal Best Lap, P = Crossed Finish Line in Pit Lane, D = Time Disallowed

<b>P5 15</b>		<b>Billy PERKINS</b>		Yamaha TZR250 - Ashford tarmac / Barking mad about Animals		
IDEAL LAP TIME : 1:20.639		BEST LAP TIME : 1:20.813		DIFFERENCE : 0.174		
LAP	SECTOR 1	SECTOR 2	LAP TIME	MPH	DIFF	TIME OF DAY
1 -		29.233	1:24.772	84.04	3.959	09:38:39.689
2 -	<b>52.370</b>	28.593	1:20.963 (2)	87.99	0.150	09:40:00.652
3 -	52.846	28.291	1:21.137	87.81	0.324	09:41:21.789
4 -	57.527	<b>28.269</b>	1:25.796	83.04	4.983	09:42:47.585
5 -	52.786	28.335	1:21.121	87.82	0.308	09:44:08.706
6 -	52.870	28.938	1:21.808	87.08	0.995	09:45:30.514
7 -	53.448	28.367	1:21.815	87.08	1.002	09:46:52.329
8 -	52.635	28.369	1:21.004 (3)	87.95	0.191	09:48:13.333
9 -	54.112	28.583	1:22.695	86.15	1.882	09:49:36.028
<b>10 -</b>	<b>52.413</b>	<b>28.400</b>	<b>1:20.813 (1)</b>	<b>88.16</b>		<b>09:50:56.841</b>

<b>P6 88</b>		<b>Michael STANLEY</b>		Yamaha TZR250 -		
IDEAL LAP TIME : 1:20.587		BEST LAP TIME : 1:20.803		DIFFERENCE : 0.216		
LAP	SECTOR 1	SECTOR 2	LAP TIME	MPH	DIFF	TIME OF DAY
1 -		28.565	1:24.984	83.83	4.181	09:38:39.901
2 -	<b>52.372</b>	28.431	<b>1:20.803 (1)</b>	<b>88.17</b>		<b>09:40:00.704</b>
3 -	52.706	<b>28.215</b>	1:20.921 (3)	88.04	0.118	09:41:21.625
4 -	58.102	28.499	1:26.601	82.26	5.798	09:42:48.226
5 -	52.862	28.583	1:21.445	87.47	0.642	09:44:09.671
6 -	52.473	28.468	1:20.941	88.02	0.138	09:45:30.612
7 -	54.210	28.536	1:22.746	86.10	1.943	09:46:53.358
8 -	52.545	28.318	1:20.863 (2)	88.10	0.060	09:48:14.221
9 -	53.287	28.307	1:21.594	87.31	0.791	09:49:35.815
10 -	52.513	28.560	1:21.073	87.87	0.270	09:50:56.888

<b>P7 74</b>		<b>Paul WHITBY</b>		Yamaha TZR250 - Greybridge Ltd		
IDEAL LAP TIME : 1:20.529		BEST LAP TIME : 1:20.692		DIFFERENCE : 0.163		
LAP	SECTOR 1	SECTOR 2	LAP TIME	MPH	DIFF	TIME OF DAY
1 -		28.661	1:25.705	83.12	5.013	09:38:40.622
2 -	52.589	28.540	1:21.129 (3)	87.81	0.437	09:40:01.751
3 -	<b>52.135</b>	28.557	<b>1:20.692 (1)</b>	<b>88.29</b>		<b>09:41:22.443</b>
4 -	54.192	28.803	1:22.995	85.84	2.303	09:42:45.438
5 -	53.537	28.697	1:22.234	86.63	1.542	09:44:07.672
6 -	53.717	28.720	1:22.437	86.42	1.745	09:45:30.109
7 -	54.393	28.702	1:23.095	85.74	2.403	09:46:53.204
8 -	53.259	28.583	1:21.842	87.05	1.150	09:48:15.046
9 -	53.652	<b>28.394</b>	1:22.046	86.83	1.354	09:49:37.092
10 -	52.534	28.445	1:20.979 (2)	87.98	0.287	09:50:58.071

<b>P8 27 C</b>		<b>Richard HAYWARD</b>		Yamaha TZR250 - Hazel Motors/ Gforce		
IDEAL LAP TIME : 1:20.830		BEST LAP TIME : 1:20.830		DIFFERENCE : 0.000		
LAP	SECTOR 1	SECTOR 2	LAP TIME	MPH	DIFF	TIME OF DAY
1 -		28.657	1:26.331	82.52	5.501	09:38:41.248
2 -	53.009	28.538	1:21.547	87.36	0.717	09:40:02.795
3 -	52.993	28.443	1:21.436 (3)	87.48	0.606	09:41:24.231
4 -	54.169	28.585	1:22.754	86.09	1.924	09:42:46.985
5 -	53.835	28.483	1:22.318	86.55	1.488	09:44:09.303
6 -	52.492	28.726	1:21.218 (2)	87.72	0.388	09:45:30.521
7 -	54.598	28.715	1:23.313	85.51	2.483	09:46:53.834
8 -	52.898	28.584	1:21.482	87.43	0.652	09:48:15.316
9 -	53.543	28.531	1:22.074	86.80	1.244	09:49:37.390
<b>10 -</b>	<b>52.418</b>	<b>28.412</b>	<b>1:20.830 (1)</b>	<b>88.14</b>		<b>09:50:58.220</b>

Weather / Track : Cloudy / Dry

Donington Park National  
Circuit Length = 1.9790 miles  
Start: 09:37 Flag 09:50 End: 09:51

# BMCRC - MRO Championships 2021 - Rnd 5 @ Donington National

## DFDS Yamaha Past Masters

### RACE 2 - SECTOR ANALYSIS



SECTOR 1 = FL to I1, SECTOR 2 = I1 to FL, DIFF = Difference To Personal Best Lap, P = Crossed Finish Line in Pit Lane, D = Time Disallowed

<b>P9 146</b>		<b>Michael MACE</b>		Yamaha TZR250 - Kevin Marshall		
IDEAL LAP TIME : 1:22.361		BEST LAP TIME : 1:22.361		DIFFERENCE : 0.000		
LAP	SECTOR 1	SECTOR 2	LAP TIME	MPH	DIFF	TIME OF DAY
1 -		29.975	1:27.198	81.70	4.837	09:38:42.115
<b>2 -</b>	<b>53.387</b>	<b>28.974</b>	<b>1:22.361 (1)</b>	<b>86.50</b>		<b>09:40:04.476</b>
3 -	53.399	29.181	1:22.580 (2)	86.27	0.219	09:41:27.056
4 -	53.803	29.098	1:22.901	85.94	0.540	09:42:49.957
5 -	53.575	29.107	1:22.682	86.16	0.321	09:44:12.639
6 -	53.640	29.014	1:22.654 (3)	86.19	0.293	09:45:35.293
7 -	53.883	29.158	1:23.041	85.79	0.680	09:46:58.334
8 -	53.649	29.156	1:22.805	86.04	0.444	09:48:21.139
9 -	53.652	29.613	1:23.265	85.56	0.904	09:49:44.404
10 -	54.239	29.234	1:23.473	85.35	1.112	09:51:07.877

<b>P10 57</b>		<b>Geoff MOOK</b>		Yamaha TZR250 -		
IDEAL LAP TIME : 1:22.858		BEST LAP TIME : 1:23.033		DIFFERENCE : 0.175		
LAP	SECTOR 1	SECTOR 2	LAP TIME	MPH	DIFF	TIME OF DAY
1 -		29.333	1:28.650	80.36	5.617	09:38:43.567
2 -	53.987	29.245	1:23.232 (3)	85.59	0.199	09:40:06.799
3 -	54.043	29.355	1:23.398	85.42	0.365	09:41:30.197
<b>4 -</b>	<b>54.008</b>	<b>29.025</b>	<b>1:23.033 (1)</b>	<b>85.80</b>		<b>09:42:53.230</b>
5 -	<b>53.833</b>	29.347	1:23.180 (2)	85.65	0.147	09:44:16.410
6 -	54.872	29.026	1:23.898	84.92	0.865	09:45:40.308
7 -	55.074	29.238	1:24.312	84.50	1.279	09:47:04.620
8 -	54.804	29.412	1:24.216	84.59	1.183	09:48:28.836
9 -	54.287	29.340	1:23.627	85.19	0.594	09:49:52.463
10 -	54.245	30.742	1:24.987	83.83	1.954	09:51:17.450

<b>P11 55</b>		<b>Paul TOLAND</b>		Yamaha TZR250 - Kippers keys		
IDEAL LAP TIME : 1:22.982		BEST LAP TIME : 1:22.982		DIFFERENCE : 0.000		
LAP	SECTOR 1	SECTOR 2	LAP TIME	MPH	DIFF	TIME OF DAY
1 -		29.232	1:28.294	80.69	5.312	09:38:43.211
<b>2 -</b>	<b>53.952</b>	<b>29.030</b>	<b>1:22.982 (1)</b>	<b>85.85</b>		<b>09:40:06.193</b>
3 -	54.931	29.348	1:24.279	84.53	1.297	09:41:30.472
4 -	54.828	29.379	1:24.207	84.60	1.225	09:42:54.679
5 -	54.880	29.660	1:24.540	84.27	1.558	09:44:19.219
6 -	54.707	29.259	1:23.966 (3)	84.85	0.984	09:45:43.185
7 -	55.092	29.364	1:24.456	84.35	1.474	09:47:07.641
8 -	54.421	29.541	1:23.962 (2)	84.85	0.980	09:48:31.603
9 -	54.873	29.160	1:24.033	84.78	1.051	09:49:55.636
10 -	54.988	29.540	1:24.528	84.28	1.546	09:51:20.164

<b>P12 8 C</b>		<b>David BALL</b>		Yamaha TZR250 - Gardiner Page and Roe pension consultants		
IDEAL LAP TIME : 1:23.093		BEST LAP TIME : 1:23.093		DIFFERENCE : 0.000		
LAP	SECTOR 1	SECTOR 2	LAP TIME	MPH	DIFF	TIME OF DAY
1 -		29.238	1:27.924	81.03	4.831	09:38:42.841
<b>2 -</b>	<b>53.953</b>	<b>29.140</b>	<b>1:23.093 (1)</b>	<b>85.74</b>		<b>09:40:05.934</b>
3 -	54.551	29.357	1:23.908 (2)	84.91	0.815	09:41:29.842
4 -	54.582	29.575	1:24.157	84.65	1.064	09:42:53.999
5 -	54.373	29.589	1:23.962 (3)	84.85	0.869	09:44:17.961
6 -	54.899	29.542	1:24.441	84.37	1.348	09:45:42.402
7 -	55.468	29.345	1:24.813	84.00	1.720	09:47:07.215
8 -	54.382	29.675	1:24.057	84.75	0.964	09:48:31.272
9 -	54.621	29.597	1:24.218	84.59	1.125	09:49:55.490
10 -	55.490	29.287	1:24.777	84.03	1.684	09:51:20.267

Weather / Track : Cloudy / Dry

Donington Park National  
Circuit Length = 1.9790 miles  
Start: 09:37 Flag 09:50 End: 09:51

# BMCR - MRO Championships 2021 - Rnd 5 @ Donington National

## DFDS Yamaha Past Masters

### RACE 2 - SECTOR ANALYSIS



SECTOR 1 = FL to I1, SECTOR 2 = I1 to FL, DIFF = Difference To Personal Best Lap, P = Crossed Finish Line in Pit Lane, D = Time Disallowed

P13 72 C		Chris THAY		Yamaha TZR250 - Scell-it uk			
IDEAL LAP TIME : 1:23.203		BEST LAP TIME : 1:23.503		DIFFERENCE : 0.300			
LAP	SECTOR 1	SECTOR 2	LAP TIME	MPH	DIFF	TIME OF DAY	
1 -		29.253	1:29.408	79.68	5.905	09:38:44.325	
2 -	<b>54.167</b>	29.336	<b>1:23.503 (1)</b>	<b>85.32</b>		<b>09:40:07.828</b>	
3 -	54.732	29.409	1:24.141 (3)	84.67	0.638	09:41:31.969	
4 -	55.919	29.811	1:25.730	83.10	2.227	09:42:57.699	
5 -	55.276	29.755	1:25.031	83.78	1.528	09:44:22.730	
6 -	55.230	29.720	1:24.950	83.86	1.447	09:45:47.680	
7 -	55.866	29.377	1:25.243	83.58	1.740	09:47:12.923	
8 -	55.558	29.511	1:25.069	83.75	1.566	09:48:37.992	
9 -	55.274	29.271	1:24.545	84.27	1.042	09:50:02.537	
10 -	54.527	<b>29.036</b>	1:23.563 (2)	85.26	0.060	09:51:26.100	

P14 60 C		Daniel GOUGH		Yamaha TZR250 - G Force Motorcycles			
IDEAL LAP TIME : 1:23.426		BEST LAP TIME : 1:23.426		DIFFERENCE : 0.000			
LAP	SECTOR 1	SECTOR 2	LAP TIME	MPH	DIFF	TIME OF DAY	
1 -		29.835	1:29.733	79.39	6.307	09:38:44.650	
2 -	54.556	29.349	1:23.905 (2)	84.91	0.479	09:40:08.555	
3 -	55.057	29.424	1:24.481 (3)	84.33	1.055	09:41:33.036	
4 -	55.048	29.927	1:24.975	83.84	1.549	09:42:58.011	
5 -	55.362	29.759	1:25.121	83.70	1.695	09:44:23.132	
6 -	55.428	29.365	1:24.793	84.02	1.367	09:45:47.925	
7 -	55.847	29.626	1:25.473	83.35	2.047	09:47:13.398	
8 -	55.314	29.608	1:24.922	83.89	1.496	09:48:38.320	
9 -	55.149	29.404	1:24.553	84.26	1.127	09:50:02.873	
10 -	<b>54.362</b>	<b>29.064</b>	<b>1:23.426 (1)</b>	<b>85.40</b>		<b>09:51:26.299</b>	

P15 92 C		Andrew MOOK		Yamaha TZR250 -			
IDEAL LAP TIME : 1:24.361		BEST LAP TIME : 1:24.361		DIFFERENCE : 0.000			
LAP	SECTOR 1	SECTOR 2	LAP TIME	MPH	DIFF	TIME OF DAY	
1 -		30.012	1:30.786	78.47	6.425	09:38:45.703	
2 -	55.233	29.685	1:24.918	83.90	0.557	09:40:10.621	
3 -	55.399	30.209	1:25.608	83.22	1.247	09:41:36.229	
4 -	55.944	30.008	1:25.952	82.89	1.591	09:43:02.181	
5 -	56.067	30.060	1:26.127	82.72	1.766	09:44:28.308	
6 -	55.561	29.720	1:25.281	83.54	0.920	09:45:53.589	
7 -	55.585	29.850	1:25.435	83.39	1.074	09:47:19.024	
8 -	55.104	29.764	1:24.868 (3)	83.94	0.507	09:48:43.892	
9 -	55.007	29.800	1:24.807 (2)	84.01	0.446	09:50:08.699	
10 -	<b>54.706</b>	<b>29.655</b>	<b>1:24.361 (1)</b>	<b>84.45</b>		<b>09:51:33.060</b>	

P16 46 C		Kevin MARSHALL		Yamaha TZR250 - Stacey Processing			
IDEAL LAP TIME : 1:28.505		BEST LAP TIME : 1:28.650		DIFFERENCE : 0.145			
LAP	SECTOR 1	SECTOR 2	LAP TIME	MPH	DIFF	TIME OF DAY	
1 -		31.211	1:35.306	74.75	6.656	09:38:50.223	
2 -	58.957	31.318	1:30.275	78.92	1.625	09:40:20.498	
3 -	58.445	31.711	1:30.156	79.02	1.506	09:41:50.654	
4 -	57.604	31.046	<b>1:28.650 (1)</b>	<b>80.36</b>		<b>09:43:19.304</b>	
5 -	58.095	<b>30.926</b>	1:29.021	80.03	0.371	09:44:48.325	
6 -	58.043	30.967	1:29.010 (3)	80.04	0.360	09:46:17.335	
7 -	58.760	31.262	1:30.022	79.14	1.372	09:47:47.357	
8 -	58.486	31.362	1:29.848	79.29	1.198	09:49:17.205	
9 -	<b>57.579</b>	31.138	1:28.717 (2)	80.30	0.067	09:50:45.922	

Weather / Track : Cloudy / Dry

Donington Park National  
Circuit Length = 1.9790 miles  
Start: 09:37 Flag 09:50 End: 09:51

# BMCR - MRO Championships 2021 - Rnd 5 @ Donington National

## DFDS Yamaha Past Masters

### RACE 2 - SECTOR ANALYSIS



SECTOR 1 = FL to I1, SECTOR 2 = I1 to FL, DIFF = Difference To Personal Best Lap, P = Crossed Finish Line in Pit Lane, D = Time Disallowed

P17 73 R		Colvin TURNER		Yamaha TZR250 -		
IDEAL LAP TIME : 1:28.254		BEST LAP TIME : 1:28.598		DIFFERENCE : 0.344		
LAP	SECTOR 1	SECTOR 2	LAP TIME	MPH	DIFF	TIME OF DAY
1 -		30.748	1:33.547	76.16	4.949	09:38:48.464
2 -	59.201	31.148	1:30.349	78.85	1.751	09:40:18.813
3 -	59.849	31.948	1:31.797	77.61	3.199	09:41:50.610
4 -	58.235	30.922	1:29.157 (3)	79.91	0.559	09:43:19.767
5 -	59.374	31.100	1:30.474	78.74	1.876	09:44:50.241
6 -	58.417	31.094	1:29.511	79.59	0.913	09:46:19.752
7 -	59.076	<b>30.623</b>	1:29.699	79.42	1.101	09:47:49.451
8 -	<b>57.631</b>	30.967	<b>1:28.598 (1)</b>	<b>80.41</b>		<b>09:49:18.049</b>
9 -	57.858	30.779	1:28.637 (2)	80.38	0.039	09:50:46.686

P18 42 C		Martin PEARSON		Yamaha TZR250 - Viking Inspection		
IDEAL LAP TIME : 1:28.433		BEST LAP TIME : 1:29.043		DIFFERENCE : 0.610		
LAP	SECTOR 1	SECTOR 2	LAP TIME	MPH	DIFF	TIME OF DAY
1 -		31.031	1:36.594	73.75	7.551	09:38:51.511
2 -	58.511	31.719	1:30.230	78.96	1.187	09:40:21.741
3 -	58.636	31.459	1:30.095	79.07	1.052	09:41:51.836
4 -	58.973	30.896	1:29.869	79.27	0.826	09:43:21.705
5 -	58.142	30.901	<b>1:29.043 (1)</b>	<b>80.01</b>		<b>09:44:50.748</b>
6 -	58.315	<b>30.846</b>	1:29.161 (3)	79.90	0.118	09:46:19.909
7 -	<b>57.587</b>	31.490	1:29.077 (2)	79.98	0.034	09:47:48.986
8 -	59.873	32.217	1:32.090	77.36	3.047	09:49:21.076
9 -	59.592	31.851	1:31.443	77.91	2.400	09:50:52.519

P19 67 C		Mark BAILEY		Yamaha TZR250 -		
IDEAL LAP TIME : 1:29.103		BEST LAP TIME : 1:29.677		DIFFERENCE : 0.574		
LAP	SECTOR 1	SECTOR 2	LAP TIME	MPH	DIFF	TIME OF DAY
1 -		31.180	1:34.723	75.21	5.046	09:38:49.640
2 -	59.748	31.910	1:31.658	77.73	1.981	09:40:21.298
3 -	<b>58.116</b>	31.561	<b>1:29.677 (1)</b>	<b>79.44</b>		<b>09:41:50.975</b>
4 -	58.900	31.587	1:30.487	78.73	0.810	09:43:21.462
5 -	59.433	31.812	1:31.245	78.08	1.568	09:44:52.707
6 -	58.882	31.440	1:30.322	78.88	0.645	09:46:23.029
7 -	58.952	31.188	1:30.140	79.03	0.463	09:47:53.169
8 -	58.357	31.439	1:29.796 (2)	79.34	0.119	09:49:22.965
9 -	58.887	<b>30.987</b>	1:29.874 (3)	79.27	0.197	09:50:52.839

P20 100 R		Danny FLYNN		Yamaha TZR250 - www.ypmrc.co.uk		
IDEAL LAP TIME : 1:30.340		BEST LAP TIME : 1:30.652		DIFFERENCE : 0.312		
LAP	SECTOR 1	SECTOR 2	LAP TIME	MPH	DIFF	TIME OF DAY
1 -		32.797	1:41.189	70.40	10.537	09:38:56.106
2 -	1:00.883	33.101	1:33.984	75.80	3.332	09:40:30.090
3 -	1:01.445	32.534	1:33.979	75.81	3.327	09:42:04.069
4 -	1:00.242	32.331	1:32.573	76.96	1.921	09:43:36.642
5 -	59.640	<b>31.704</b>	1:31.344	77.99	0.692	09:45:07.986
6 -	<b>58.636</b>	32.016	<b>1:30.652 (1)</b>	<b>78.59</b>		<b>09:46:38.638</b>
7 -	59.238	31.932	1:31.170 (3)	78.14	0.518	09:48:09.808
8 -	59.042	32.073	1:31.115 (2)	78.19	0.463	09:49:40.923
9 -	59.298	31.957	1:31.255	78.07	0.603	09:51:12.178

Weather / Track : Cloudy / Dry

Donington Park National  
Circuit Length = 1.9790 miles  
Start: 09:37 Flag 09:50 End: 09:51



# BMCRG - MRO Championships 2021 - Rnd 5 @ Donington National

## DFDS Yamaha Past Masters

### RACE 2 - SECTOR ANALYSIS



SECTOR 1 = FL to I1, SECTOR 2 = I1 to FL, DIFF = Difference To Personal Best Lap, P = Crossed Finish Line in Pit Lane, D = Time Disallowed

P21 99 C		Paul FIRTH		Yamaha TZR250 - Joanne Porter			
IDEAL LAP TIME : 1:29.982		BEST LAP TIME : 1:29.983		DIFFERENCE : 0.001			
LAP	SECTOR 1	SECTOR 2	LAP TIME	MPH	DIFF	TIME OF DAY	
1 -		32.214	1:39.837	71.36	9.854	09:38:54.754	
2 -	1:01.642	32.833	1:34.475	75.41	4.492	09:40:29.229	
3 -	1:01.478	33.259	1:34.737	75.20	4.754	09:42:03.966	
4 -	1:01.122	32.423	1:33.545	76.16	3.562	09:43:37.511	
5 -	59.935	32.065	1:32.000	77.44	2.017	09:45:09.511	
6 -	59.420	32.284	1:31.704 (3)	77.69	1.721	09:46:41.215	
7 -	<b>58.924</b>	31.771	1:30.695 (2)	78.55	0.712	09:48:11.910	
8 -	1:00.230	32.373	1:32.603	76.93	2.620	09:49:44.513	
9 -	58.925	<b>31.058</b>	<b>1:29.983 (1)</b>	<b>79.17</b>		<b>09:51:14.496</b>	

P22 65 C		Nigel TERRY		Yamaha TZR250 - NTrap Garage Doors			
IDEAL LAP TIME : 1:30.825		BEST LAP TIME : 1:30.825		DIFFERENCE : 0.000			
LAP	SECTOR 1	SECTOR 2	LAP TIME	MPH	DIFF	TIME OF DAY	
1 -		31.716	1:37.938	72.74	7.113	09:38:52.855	
2 -	1:00.580	31.977	1:32.557	76.97	1.732	09:40:25.412	
3 -	1:01.155	32.008	1:33.163	76.47	2.338	09:41:58.575	
4 -	1:03.304	32.302	1:35.606	74.52	4.781	09:43:34.181	
5 -	<b>59.258</b>	<b>31.567</b>	<b>1:30.825 (1)</b>	<b>78.44</b>		<b>09:45:05.006</b>	
6 -	1:01.362	32.378	1:33.740	76.00	2.915	09:46:38.746	
7 -	1:00.687	31.576	1:32.263 (3)	77.22	1.438	09:48:11.009	
8 -	1:00.856	32.785	1:33.641	76.08	2.816	09:49:44.650	
9 -	59.713	31.614	1:31.327 (2)	78.01	0.502	09:51:15.977	

P23 33 C		Kieran LEWIS		Yamaha TZR250 - Controls For Doors Ltd/ G Force Motorcycles			
IDEAL LAP TIME : 1:31.650		BEST LAP TIME : 1:31.650		DIFFERENCE : 0.000			
LAP	SECTOR 1	SECTOR 2	LAP TIME	MPH	DIFF	TIME OF DAY	
1 -		32.293	1:40.423	70.94	8.773	09:38:55.340	
2 -	1:01.447	32.796	1:34.243	75.59	2.593	09:40:29.583	
3 -	1:01.755	31.939	1:33.694	76.04	2.044	09:42:03.277	
4 -	1:00.632	32.203	1:32.835 (3)	76.74	1.185	09:43:36.112	
5 -	1:00.634	31.879	1:32.513 (2)	77.01	0.863	09:45:08.625	
6 -	1:49.586	33.524	2:23.110	49.78	51.460	09:47:31.735	
7 -	1:01.456	32.444	1:33.900	75.87	2.250	09:49:05.635	
8 -	<b>1:00.318</b>	<b>31.332</b>	<b>1:31.650 (1)</b>	<b>77.73</b>		<b>09:50:37.285</b>	

P24 69 C		Mark ELLERAY		Yamaha TZR250 - Abbot Solutions Ltd			
IDEAL LAP TIME : 1:30.915		BEST LAP TIME : 1:30.915		DIFFERENCE : 0.000			
LAP	SECTOR 1	SECTOR 2	LAP TIME	MPH	DIFF	TIME OF DAY	
1 -		32.355	1:38.236	72.52	7.321	09:38:53.153	
2 -	59.835	32.559	1:32.394 (2)	77.11	1.479	09:40:25.547	
3 -	1:01.315	32.106	1:33.421 (3)	76.26	2.506	09:41:58.968	
4 -	1:02.589	31.850	1:34.439	75.44	3.524	09:43:33.407	
5 -	<b>59.164</b>	<b>31.751</b>	<b>1:30.915 (1)</b>	<b>78.36</b>		<b>09:45:04.322</b>	
6 -	59.637	IN PIT	1:36.697 P	73.68	5.782	09:46:41.019	

P25 70		Andrew BURSCOUGH		Yamaha YPVS 350 - Apollo/Merlin/Abbey/Martitanium			
IDEAL LAP TIME : 1:28.388		BEST LAP TIME : 1:29.905		DIFFERENCE : 1.517			
LAP	SECTOR 1	SECTOR 2	LAP TIME	MPH	DIFF	TIME OF DAY	
1 -		<b>31.133</b>	2:33.996	46.26	1:04.091	09:39:48.913	
2 -	<b>57.255</b>	32.650	<b>1:29.905 (1)</b>	<b>79.24</b>		<b>09:41:18.818</b>	

Weather / Track : Cloudy / Dry

Donington Park National  
Circuit Length = 1.9790 miles  
Start: 09:37 Flag 09:50 End: 09:51

# BMCRC - MRO Championships 2021 - Rnd 5 @ Donington National

## DFDS Yamaha Past Masters

### RACE 2 - SECTOR ANALYSIS



SECTOR 1 = FL to I1, SECTOR 2 = I1 to FL, DIFF = Difference To Personal Best Lap, P = Crossed Finish Line in Pit Lane, D = Time Disallowed

<b>P26</b>	<b>4</b>	<b>Denis HALIL</b>	Yamaha TZR250 - D & A AUTOS			
IDEAL LAP TIME :		BEST LAP TIME :		DIFFERENCE :		
LAP	SECTOR 1	SECTOR 2	LAP TIME	MPH	DIFF	TIME OF DAY
1 -		<b>31.143</b>	1:33.295	76.36		09:38:48.212

# BMCRC - MRO Championships 2021 - Rnd 5 @ Donington National

## DFDS Yamaha Past Masters

### RACE 2 - BEST SECTORS

SECTOR 1			SECTOR 2			IDEAL / BEST COMPARISON						
POS	NO	NAME	TIME	NO	NAME	TIME	POS	NO	NAME	IDEAL	BEST	DIFF
									<b>PERFECT LAP</b>	<b>1:18.247</b>		
1	24	CARSON	50.899	19	BRANTON	27.348	1	24	CARSON	1:18.467	1:18.669	0.202
2	19	BRANTON	51.267	24	CARSON	27.568	2	19	BRANTON	1:18.615	1:18.977	0.362
3	13	EDMONDSON	51.353	13	EDMONDSON	27.927	3	13	EDMONDSON	1:19.280	1:19.280	0.000
4	74	WHITBY	52.135	30	COOPER	28.093	4	30	COOPER	1:20.373	1:20.606	0.233
5	30	COOPER	52.280	88	STANLEY	28.215	5	74	WHITBY	1:20.529	1:20.692	0.163
6	15	PERKINS	52.370	15	PERKINS	28.269	6	88	STANLEY	1:20.587	1:20.803	0.216
7	88	STANLEY	52.372	74	WHITBY	28.394	7	15	PERKINS	1:20.639	1:20.813	0.174
8	27	HAYWARD	52.418	27	HAYWARD	28.412	8	27	HAYWARD	1:20.830	1:20.830	0.000
9	146	MACE	53.387	146	MACE	28.974	9	146	MACE	1:22.361	1:22.361	0.000
10	57	MOOK	53.833	57	MOOK	29.025	10	57	MOOK	1:22.858	1:23.033	0.175
11	55	TOLAND	53.952	55	TOLAND	29.030	11	55	TOLAND	1:22.982	1:22.982	0.000
12	8	BALL	53.953	72	THAY	29.036	12	8	BALL	1:23.093	1:23.093	0.000
13	72	THAY	54.167	60	GOUGH	29.064	13	72	THAY	1:23.203	1:23.503	0.300
14	60	GOUGH	54.362	8	BALL	29.140	14	60	GOUGH	1:23.426	1:23.426	0.000
15	92	MOOK	54.706	92	MOOK	29.655	15	92	MOOK	1:24.361	1:24.361	0.000
16	70	BURSCOUGH	57.255	73	TURNER	30.623	16	73	TURNER	1:28.254	1:28.598	0.344
17	46	MARSHALL	57.579	42	PEARSON	30.846	17	70	BURSCOUGH	1:28.388	1:29.905	1.517
18	42	PEARSON	57.587	46	MARSHALL	30.926	18	42	PEARSON	1:28.433	1:29.043	0.610
19	73	TURNER	57.631	67	BAILEY	30.987	19	46	MARSHALL	1:28.505	1:28.650	0.145
20	67	BAILEY	58.116	99	FIRTH	31.058	20	67	BAILEY	1:29.103	1:29.677	0.574
21	100	FLYNN	58.636	70	BURSCOUGH	31.133	21	99	FIRTH	1:29.982	1:29.983	0.001
22	99	FIRTH	58.924	4	HALIL	31.143	22	100	FLYNN	1:30.340	1:30.652	0.312
23	69	ELLERAY	59.164	33	LEWIS	31.332	23	65	TERRY	1:30.825	1:30.825	0.000
24	65	TERRY	59.258	65	TERRY	31.567	24	69	ELLERAY	1:30.915	1:30.915	0.000
25	33	LEWIS	1:00.318	100	FLYNN	31.704	25	33	LEWIS	1:31.650	1:31.650	0.000
26				69	ELLERAY	31.751	26	4	HALIL			
27												
28												

Weather / Track : Cloudy / Dry

Results can be found at [www.tsl-timing.com](http://www.tsl-timing.com)

Donington Park National  
 Circuit Length = 1.9790 miles  
 Start: 09:37 Flag 09:50 End: 09:51

Printed - 09:51 Sunday, 05 September 2021

# BMCRC - MRO Championships 2021 - Rnd 5 @ Donington National

## DFDS Yamaha Past Masters

### RACE 2 - STATISTICS

**Competitors Started** 26  
**Planned Start** 2021-09-05 @ 09:40:00.000  
**Actual Start** 2021-09-05 @ 09:37:14.916  
**Finish Time** 2021-09-05 @ 09:50:29.169  
**Track Length** 1.9790mi.  
**Total Laps** 230  
**Total Distance Covered** 455.1854mi.

#### Session Fastest Lap History

NO	CL	NAME	LAP TIME	TIME OF DAY	LAP	VEHICLE
24		Scott CARSON	1:18.669	09:39:55.815	2	Yamaha TZR250

#### Session Leader History

NO	CL	NAME	FROM LAP	LAPS LED	DISTANCE	VEHICLE
24		Scott CARSON	1	10	19.75 miles	Yamaha TZR250

#### Flag History

TYPE	TIME OF DAY
GREEN	09:37:14.916
FINISH	09:50:29.169

#### Flag Statistics

TYPE	COUNT	TOTAL LAPS	TOTAL TIME
Green	1	10	14:21.058
Red	0	0	0.000
Safety Car	0	0	0.000
FCY	0	0	0.000

# BMCRC - MRO Championships 2021 - Rnd 5 @ Donington National

## DFDS Yamaha Past Masters

### RACE 2 - STATISTICS

**CLASS :**

12 Starters

#### Fastest Lap History

NO	NAME	LAP TIME	TIME OF DAY	LAP	VEHICLE
24	Scott CARSON	1:18.669	09:39:55.815	2	Yamaha TZR250

#### Leader History

NO	NAME	FROM LAP	LAPS LED	DISTANCE	VEHICLE
24	Scott CARSON	1	10	19.75 miles	Yamaha TZR250

# BMCRC - MRO Championships 2021 - Rnd 5 @ Donington National

## DFDS Yamaha Past Masters

### RACE 2 - STATISTICS

CLASS : C

12 Starters

#### Fastest Lap History

NO	NAME	LAP TIME	TIME OF DAY	LAP	VEHICLE
27	Richard HAYWARD	1:21.547	09:40:02.798	2	Yamaha TZR250
27	Richard HAYWARD	1:21.436	09:41:24.233	3	Yamaha TZR250
27	Richard HAYWARD	1:21.218	09:45:30.521	6	Yamaha TZR250
27	Richard HAYWARD	1:20.830	09:50:58.223	10	Yamaha TZR250

#### Leader History

NO	NAME	FROM LAP	LAPS LED	DISTANCE	VEHICLE
27	Richard HAYWARD	1	10	19.75 miles	Yamaha TZR250

# BMCRC - MRO Championships 2021 - Rnd 5 @ Donington National

## DFDS Yamaha Past Masters

### RACE 2 - STATISTICS

**CLASS : R**

2 Starters

#### Fastest Lap History

NO	NAME	LAP TIME	TIME OF DAY	LAP	VEHICLE
73	Colvin TURNER	<b>1:30.349</b>	09:40:18.839	2	Yamaha TZR250
73	Colvin TURNER	<b>1:29.157</b>	09:43:19.795	4	Yamaha TZR250
73	Colvin TURNER	<b>1:28.598</b>	09:49:18.077	8	Yamaha TZR250

#### Leader History

NO	NAME	FROM LAP	LAPS LED	DISTANCE	VEHICLE
73	Colvin TURNER	1	9	17.77 miles	Yamaha TZR250

**BMCRC - MRO Championships 2021 - Rnd 5 @ Donington National**
**DFDS Yamaha Past Masters**
**RACE 13 - GRID (10 Laps)**

ROW 10	30	29	28	17 Dan MILES					
ROW 9	27	199 Michael FROST	26	4 Denis HALIL	25	33 Kieran LEWIS	1:31.650		
ROW 8	24	69 Mark ELLERAY	1:30.915	23	65 Nigel TERRY	1:30.825	22	100 Danny FLYNN	1:30.652
ROW 7	21	99 Paul FIRTH	1:29.983	20	70 Andrew BURSCOUGH	1:29.905	19	67 Mark BAILEY	1:29.677
ROW 6	18	42 Martin PEARSON	1:29.043	17	46 Kevin MARSHALL	1:28.650	16	73 Colvin TURNER	1:28.598
ROW 5	15	92 Andrew MOOK	1:24.361	14	72 Chris THAY	1:23.503	13	60 Daniel GOUGH	1:23.426
ROW 4	12	8 David BALL	1:23.093	11	57 Geoff MOOK	1:23.033	10	55 Paul TOLAND	1:22.982
ROW 3	9	146 Michael MACE	1:22.361	8	27 Richard HAYWARD	1:20.830	7	15 Billy PERKINS	1:20.813
ROW 2	6	88 Michael STANLEY	1:20.803	5	74 Paul WHITBY	1:20.692	4	30 Alan COOPER	1:20.606
ROW 1	3	13 Doug EDMONDSON	1:19.280	2	19 Peter BRANTON	1:18.977	1	24 Scott CARSON	1:18.669
<b>Pole</b>									

These results are provisional until the conclusion of any judicial and technical matters.

Donington Park National  
Circuit Length = 1.9790 miles

Clerk Of Course :	Stewards :	Timekeeper :
-------------------	------------	--------------

Results can be found at [www.tsl-timing.com](http://www.tsl-timing.com)

Printed - 09:54 Sunday, 05 September 2021





**BMCRC - MRO Championships 2021 - Rnd 5 @ Donington National**
**DFDS Yamaha Past Masters**
**RACE 13 - CLASSIFICATION**

POS	NO	CL	PIC NAME	ENTRY	LAPS	TIME	GAP	DIFF	MPH	BEST	ON
1	19		1 Peter BRANTON	Yamaha TZR250 - Exactweld Racing	10	13:16.230			89.30	1:18.712	4
2	24		2 Scott CARSON	Yamaha TZR250 - Brian Grays Powerbiking,All Engl	10	13:16.685	0.455	0.455	89.25	1:18.519	5
3	13		3 Doug EDMONDSON	Yamaha TZR250 - Stan Stephens Tuning	10	13:16.953	0.723	0.268	89.22	1:18.969	4
4	30		4 Alan COOPER	Yamaha TZR250 - twistgrip motorcycles	10	13:32.581	16.351	15.628	87.51	1:20.047	8
5	15		5 Billy PERKINS	Yamaha TZR250 - Ashford tarmac / Barking mad abx	10	13:33.138	16.908	0.557	87.45	1:20.009	9
6	27	C	1 Richard HAYWARD	Yamaha TZR250 - Hazel Motors/ Gforce	10	13:42.252	26.022	9.114	86.48	1:21.256	4
7	74		6 Paul WHITBY	Yamaha TZR250 - Greybridge Ltd	10	13:43.506	27.276	1.254	86.35	1:21.073	2
8	88		7 Michael STANLEY	Yamaha TZR250 -	10	13:43.669	27.439	0.163	86.33	1:21.135	7
9	146		8 Michael MACE	Yamaha TZR250 - Kevin Marshall	10	13:55.642	39.412	11.973	85.09	1:22.569	7
10	57		9 Geoff MOOK	Yamaha TZR250 -	10	13:55.743	39.513	0.101	85.08	1:22.480	2
11	8	C	2 David BALL	Yamaha TZR250 - Gardiner Page and Roe pension c	10	14:04.906	48.676	9.163	84.16	1:23.158	8
12	72	C	3 Chris THAY	Yamaha TZR250 - Scell-it uk	10	14:05.750	49.520	0.844	84.07	1:23.418	8
13	60	C	4 Daniel GOUGH	Yamaha TZR250 - G Force Motorcycles	10	14:10.103	53.873	4.353	83.64	1:24.010	2
14	55		10 Paul TOLAND	Yamaha TZR250 - Kippers keys	10	14:12.824	56.594	2.721	83.38	1:24.121	7
15	92	C	5 Andrew MOOK	Yamaha TZR250 -	10	14:19.887	1:03.657	7.063	82.69	1:25.051	8
16	70		11 Andrew BURSCOUGH	Yamaha YPVS 350 - Apollo/Merlin/Abbey/Martitaniur	10	14:21.342	1:05.112	1.455	82.55	1:24.751	9
17	4		12 Denis HALIL	Yamaha TZR250 - D & A AUTOS	10	14:31.419	1:15.189	10.077	81.60	1:25.050	3
18	46	C	6 Kevin MARSHALL	Yamaha TZR250 - Stacey Processing	9	13:21.803	1 Lap	1 Lap	79.80	1:27.639	2
19	199		13 Michael FROST	Yamaha TZR250 -	9	13:28.350	1 Lap	6.547	79.15	1:28.018	9
20	73	R	1 Colvin TURNER	Yamaha TZR250 -	9	13:32.542	1 Lap	4.192	78.74	1:27.684	4
21	69	C	7 Mark ELLERAY	Yamaha TZR250 - Abbot Solutions Ltd	9	13:37.415	1 Lap	4.873	78.27	1:28.894	8
22	67	C	8 Mark BAILEY	Yamaha TZR250 -	9	13:37.502	1 Lap	0.087	78.26	1:28.574	6
23	42	C	9 Martin PEARSON	Yamaha TZR250 - Viking Inspection	9	13:40.192	1 Lap	2.690	78.01	1:29.629	8
24	17	R	2 Dan MILES	Yamaha TZR 250 -	9	13:45.213	1 Lap	5.021	77.53	1:29.809	4
25	100	R	3 Danny FLYNN	Yamaha TZR250 - www.ypmrc.co.uk	9	13:45.567	1 Lap	0.354	77.50	1:29.682	7
26	65	C	10 Nigel TERRY	Yamaha TZR250 - NTrap Garage Doors	9	14:01.529	1 Lap	15.962	76.03	1:30.869	4
27	99	C	11 Paul FIRTH	Yamaha TZR250 - Joanne Porter	9	14:02.778	1 Lap	1.249	75.92	1:30.867	9

**NOT CLASSIFIED**

DNF	33	C	Kieran LEWIS	Yamaha TZR250 - Controls For Doors Ltd/ G Force I	1	2:08.871	9 Laps	8 Laps	54.22		
-----	----	---	--------------	---	---	----------	--------	--------	-------	--	--

**FASTEST LAP**

24			Scott CARSON	Yamaha TZR250 - Brian Grays Powerbiking,All Engl	5	1:18.519			90.73 mph	146.02 kph	
27	C		Richard HAYWARD	Yamaha TZR250 - Hazel Motors/ Gforce	4	1:21.256			87.68 mph	141.10 kph	
73	R		Colvin TURNER	Yamaha TZR250 -	4	1:27.684			81.25 mph	130.76 kph	

Class - 92.5% of Race Speed = 82.60 mph  
 Class C - 92.5% of Race Speed = 79.99 mph  
 Class R - 92.5% of Race Speed = 72.83 mph

Donington Park National: 1.9790 miles  
 Race Distance: 10 Laps / 19.79 miles  
 Start: 13:51 Flag 14:04 End: 14:05

Weather / Track : Sunny / Dry

These results are provisional until the conclusion of any judicial and technical matters.

Clerk Of Course :	Stewards :	Timekeeper :
-------------------	------------	--------------

Results can be found at [www.tsl-timing.com](http://www.tsl-timing.com)

Printed - 14:06 Sunday, 05 September 2021



# BMCR - MRO Championships 2021 - Rnd 5 @ Donington National

## DFDS Yamaha Past Masters

### RACE 13 - LAP CHART

LAP 1 @ 13:52:30.958		
NO	BEHIND	LAP TIME

19		1:22.503
24	0.505	1:23.008
13	1.011	1:23.514
30	2.141	1:24.644
15	2.509	1:25.012
88	3.006	1:25.509
74	3.963	1:26.466
27	4.090	1:26.593
55	6.462	1:28.965
57	6.679	1:29.182
146	6.734	1:29.237
8	6.862	1:29.365
60	7.473	1:29.976
72	7.972	1:30.475
92	8.602	1:31.105
70	10.785	1:33.288
4	11.812	1:34.315
46	13.451	1:35.954
199	14.169	1:36.672
67	14.340	1:36.843
73	14.443	1:36.946
42	15.917	1:38.420
17	16.163	1:38.666
65	16.387	1:38.890
69	16.769	1:39.272
100	17.814	1:40.317
99	18.878	1:41.381
33	46.368	2:08.871 P

LAP 3 @ 13:55:09.077		
NO	BEHIND	LAP TIME

19		1:18.805
24	0.836	1:19.112
13	1.352	1:19.245
15	6.907	1:21.239
30	7.293	1:21.053
88	7.713	1:21.503
74	8.461	1:21.544
27	8.683	1:21.444
57	13.909	1:22.869
146	14.773	1:22.789
55	17.489	1:24.497
8	17.550	1:24.338
60	17.952	1:24.588
72	18.164	1:24.314
92	21.478	1:25.766
4	23.809	1:25.050
70	23.861	1:25.640
46	31.185	1:28.214
199	36.871	1:29.893
67	38.110	1:31.131
73	38.236	1:30.921
17	38.490	1:30.063
42	39.727	1:30.486
69	39.892	1:30.322
65	40.858	1:31.536
100	42.041	1:30.828
99	47.968	1:34.286

24	0.433	1:18.519
13	1.252	1:19.032
30	11.047	1:21.139
15	11.100	1:21.076
88	13.321	1:21.401
27	13.427	1:21.589
74	13.906	1:21.466
146	22.426	1:22.966
57	22.955	1:23.995
8	27.490	1:24.316
72	27.922	1:23.750
55	29.398	1:24.808
60	29.655	1:24.804
92	34.283	1:25.258
4	36.964	1:25.681
70	36.970	1:25.414
46	50.567	1:28.576
199	56.094	1:28.443
73	56.889	1:29.070
67	1:00.699	1:30.148
69	1:00.827	1:29.066
42	1:01.419	1:29.873
17	1:01.712	1:31.514
100	1:03.767	1:29.900
65	1:05.063	1:31.437
99	1:17.108	1:32.778

LAP 6 @ 13:59:06.601		
NO	BEHIND	LAP TIME

24		1:18.990
19	0.002	1:19.425
13	0.989	1:19.160
30	12.370	1:20.746
15	12.567	1:20.890
27	15.608	1:21.604
88	15.625	1:21.727
74	16.207	1:21.724
146	25.884	1:22.881
57	26.184	1:22.652
8	32.237	1:24.170
72	32.581	1:24.082
55	34.145	1:24.170
60	34.448	1:24.216
92	40.511	1:25.651
70	42.774	1:25.227
4	45.116	1:27.575
46	59.327	1:28.183
199	1:05.396	1:28.725
73	1:06.134	1:28.668
67	1:09.850	1:28.574
69	1:10.712	1:29.308
42	1:11.744	1:29.748
17	1:12.677	1:30.388
100	1:14.842	1:30.498
65	1:18.539	1:32.899

LAP 7 @ 14:00:25.454		
NO	BEHIND	LAP TIME

19		1:18.851
24	0.115	1:18.968
13	1.152	1:19.016
99	1 Lap	1:31.279
15	13.982	1:20.268
30	14.345	1:20.828

88	17.907	1:21.135
27	18.208	1:21.453
74	19.103	1:21.749
146	29.600	1:22.569
57	29.911	1:22.580
8	37.369	1:23.985
72	38.323	1:24.595
55	39.413	1:24.121
60	39.617	1:24.022
92	46.826	1:25.168
70	49.236	1:25.315
4	52.438	1:26.175
46	1:08.475	1:28.001
199	1:14.838	1:28.295
73	1:16.377	1:29.096

LAP 8 @ 14:01:45.521		
NO	BEHIND	LAP TIME

19		1:20.067
67	1 Lap	1:29.186
24	0.282	1:20.234
13	1.005	1:19.920
69	1 Lap	1:29.294
42	1 Lap	1:29.642
17	1 Lap	1:31.608
100	1 Lap	1:29.682
30	14.325	1:20.047
15	14.419	1:20.504
65	1 Lap	1:35.203
88	19.658	1:21.818
74	20.334	1:21.298
27	20.495	1:22.354
99	1 Lap	1:32.731
146	32.229	1:22.696
57	32.529	1:22.685
8	40.460	1:23.158
72	41.674	1:23.418
55	43.650	1:24.304
60	43.924	1:24.374
92	51.810	1:25.051
70	54.101	1:24.932
4	59.452	1:27.081
46	1:16.596	1:28.188

LAP 9 @ 14:03:05.241		
NO	BEHIND	LAP TIME

19		1:19.720
24	0.359	1:19.797
13	1.093	1:19.808
199	1 Lap	1:28.495
73	1 Lap	1:29.447
67	1 Lap	1:29.602
69	1 Lap	1:28.894
42	1 Lap	1:29.629
15	14.708	1:20.009
30	14.908	1:20.303
17	1 Lap	1:31.298
100	1 Lap	1:31.142
88	22.866	1:22.928
27	23.056	1:22.281
74	23.772	1:23.158
65	1 Lap	1:34.389
99	1 Lap	1:32.070
146	35.200	1:22.691

LAP 10 @ 14:04:24.685		
NO	BEHIND	LAP TIME

19		1:19.444
24	0.455	1:19.540
13	0.723	1:19.074
46	1 Lap	1:28.141
199	1 Lap	1:28.018
73	1 Lap	1:29.719
30	16.351	1:20.887
15	16.908	1:21.644
69	1 Lap	1:30.369
67	1 Lap	1:30.718
42	1 Lap	1:31.031
27	26.022	1:22.410
74	27.276	1:22.948
88	27.439	1:24.017
17	1 Lap	1:31.484
100	1 Lap	1:31.755
146	39.412	1:23.656
57	39.513	1:23.003
65	1 Lap	1:35.252
99	1 Lap	1:30.867
8	48.676	1:23.911
72	49.520	1:23.567
60	53.873	1:24.244
55	56.594	1:26.251
92	1:03.657	1:25.577
70	1:05.112	1:25.424
4	1:15.189	1:27.021

LAP 2 @ 13:53:50.272		
NO	BEHIND	LAP TIME

19		1:19.314
24	0.529	1:19.338
13	0.912	1:19.215
15	4.473	1:21.278
88	5.015	1:21.323
30	5.045	1:22.218
74	5.722	1:21.073
27	6.044	1:21.268
57	9.845	1:22.480
146	10.789	1:23.369
55	11.797	1:24.649
8	12.017	1:24.469
60	12.169	1:24.010
72	12.655	1:23.997
92	14.517	1:25.229
70	17.026	1:25.555
4	17.564	1:25.066
46	21.776	1:27.639
199	25.783	1:30.928
67	25.784	1:30.758
73	26.120	1:30.991
17	27.232	1:30.383
42	28.046	1:31.443
65	28.127	1:31.054
69	28.375	1:30.920
100	30.018	1:31.518
99	32.487	1:32.923

LAP 4 @ 13:56:27.789		
NO	BEHIND	LAP TIME

19		1:18.712
24	1.303	1:19.179
13	1.609	1:18.969
30	9.297	1:20.716
15	9.413	1:21.218
27	11.227	1:21.256
88	11.309	1:22.308
74	11.829	1:22.080
57	18.349	1:23.152
146	18.849	1:22.788
8	22.563	1:23.725
72	23.561	1:24.109
55	23.979	1:25.202
60	24.240	1:25.000
92	28.414	1:25.648
4	30.672	1:25.575
70	30.945	1:25.796
46	41.380	1:28.907
199	47.040	1:28.881
73	47.208	1:27.684
17	49.587	1:29.809
67	49.940	1:30.542
42	50.935	1:29.920
69	51.150	1:29.970
65	53.015	1:30.869
100	53.256	1:29.927
99	1:03.719	1:34.463

LAP 5 @ 13:57:47.178		
NO	BEHIND	LAP TIME

19		1:19.389
----	--	----------

Weather / Track : Sunny / Dry

Results can be found at [www.tsl-timing.com](http://www.tsl-timing.com)

Donington Park National  
Circuit Length = 1.9790 miles  
Start: 13:51 Flag 14:04 End: 14:05

Printed - 14:06 Sunday, 05 September 2021

# BMCR - MRO Championships 2021 - Rnd 5 @ Donington National

## DFDS Yamaha Past Masters

### RACE 13 - SECTOR ANALYSIS



SECTOR 1 = FL to I1, SECTOR 2 = I1 to FL, DIFF = Difference To Personal Best Lap, P = Crossed Finish Line in Pit Lane, D = Time Disallowed

<b>P1 19</b>		<b>Peter BRANTON</b>		Yamaha TZR250 - Exactweld Racing		
IDEAL LAP TIME : 1:18.627		BEST LAP TIME : 1:18.712		DIFFERENCE : 0.085		
LAP	SECTOR 1	SECTOR 2	LAP TIME	MPH	DIFF	TIME OF DAY
1 -		27.737	1:22.503	86.35	3.791	13:52:30.958
2 -	51.610	27.704	1:19.314	89.82	0.602	13:53:50.272
3 -	51.179	27.626	1:18.805 (2)	90.40	0.093	13:55:09.077
<b>4 -</b>	<b>51.107</b>	27.605	<b>1:18.712 (1)</b>	<b>90.51</b>		<b>13:56:27.789</b>
5 -	51.789	27.600	1:19.389	89.74	0.677	13:57:47.178
6 -	51.754	27.671	1:19.425	89.70	0.713	13:59:06.603
7 -	51.331	<b>27.520</b>	1:18.851 (3)	90.35	0.139	14:00:25.454
8 -	51.586	28.481	1:20.067	88.98	1.355	14:01:45.521
9 -	52.196	27.524	1:19.720	89.37	1.008	14:03:05.241
10 -	51.882	27.562	1:19.444	89.68	0.732	14:04:24.685

<b>P2 24</b>		<b>Scott CARSON</b>		Yamaha TZR250 - Brian Grays Powerbiking, All England Diamon		
IDEAL LAP TIME : 1:18.361		BEST LAP TIME : 1:18.519		DIFFERENCE : 0.158		
LAP	SECTOR 1	SECTOR 2	LAP TIME	MPH	DIFF	TIME OF DAY
1 -		28.397	1:23.008	85.83	4.489	13:52:31.463
2 -	51.235	28.103	1:19.338	89.80	0.819	13:53:50.801
3 -	51.168	27.944	1:19.112	90.05	0.593	13:55:09.913
4 -	51.207	27.972	1:19.179	89.98	0.660	13:56:29.092
<b>5 -</b>	<b>50.917</b>	27.602	<b>1:18.519 (1)</b>	<b>90.73</b>		<b>13:57:47.611</b>
6 -	51.183	27.807	1:18.990 (3)	90.19	0.471	13:59:06.601
7 -	51.524	<b>27.444</b>	1:18.968 (2)	90.22	0.449	14:00:25.569
8 -	51.887	28.347	1:20.234	88.79	1.715	14:01:45.803
9 -	52.222	27.575	1:19.797	89.28	1.278	14:03:05.600
10 -	51.755	27.785	1:19.540	89.57	1.021	14:04:25.140

<b>P3 13</b>		<b>Doug EDMONDSON</b>		Yamaha TZR250 - Stan Stephens Tuning		
IDEAL LAP TIME : 1:18.703		BEST LAP TIME : 1:18.969		DIFFERENCE : 0.266		
LAP	SECTOR 1	SECTOR 2	LAP TIME	MPH	DIFF	TIME OF DAY
1 -		28.147	1:23.514	85.31	4.545	13:52:31.969
2 -	51.302	27.913	1:19.215	89.94	0.246	13:53:51.184
3 -	51.208	28.037	1:19.245	89.90	0.276	13:55:10.429
<b>4 -</b>	<b>50.967</b>	28.002	<b>1:18.969 (1)</b>	<b>90.22</b>		<b>13:56:29.398</b>
5 -	51.073	27.959	1:19.032 (3)	90.14	0.063	13:57:48.430
6 -	51.174	27.986	1:19.160	90.00	0.191	13:59:07.590
7 -	51.203	27.813	1:19.016 (2)	90.16	0.047	14:00:26.606
8 -	51.784	28.136	1:19.920	89.14	0.951	14:01:46.526
9 -	51.727	28.081	1:19.808	89.27	0.839	14:03:06.334
10 -	51.338	<b>27.736</b>	1:19.074	90.10	0.105	14:04:25.408

<b>P4 30</b>		<b>Alan COOPER</b>		Yamaha TZR250 - twistgrip motorcycles		
IDEAL LAP TIME : 1:19.637		BEST LAP TIME : 1:20.047		DIFFERENCE : 0.410		
LAP	SECTOR 1	SECTOR 2	LAP TIME	MPH	DIFF	TIME OF DAY
1 -		28.337	1:24.644	84.17	4.597	13:52:33.099
2 -	52.735	29.483	1:22.218	86.65	2.171	13:53:55.317
3 -	52.415	28.638	1:21.053	87.90	1.006	13:55:16.370
4 -	52.282	28.434	1:20.716 (3)	88.26	0.669	13:56:37.086
5 -	52.601	28.538	1:21.139	87.80	1.092	13:57:58.225
6 -	52.774	27.972	1:20.746	88.23	0.699	13:59:18.971
7 -	52.929	<b>27.899</b>	1:20.828	88.14	0.781	14:00:39.799
<b>8 -</b>	<b>51.738</b>	28.309	<b>1:20.047 (1)</b>	<b>89.00</b>		<b>14:01:59.846</b>
9 -	52.225	28.078	1:20.303 (2)	88.72	0.256	14:03:20.149
10 -	52.754	28.133	1:20.887	88.08	0.840	14:04:41.036

Weather / Track : Sunny / Dry

Donington Park National  
Circuit Length = 1.9790 miles  
Start: 13:51 Flag 14:04 End: 14:05

# BMCR - MRO Championships 2021 - Rnd 5 @ Donington National

## DFDS Yamaha Past Masters

### RACE 13 - SECTOR ANALYSIS



SECTOR 1 = FL to I1, SECTOR 2 = I1 to FL, DIFF = Difference To Personal Best Lap, P = Crossed Finish Line in Pit Lane, D = Time Disallowed

<b>P5 15</b>		<b>Billy PERKINS</b>		Yamaha TZR250 - Ashford tarmac / Barking mad about Animals		
IDEAL LAP TIME : 1:19.766		BEST LAP TIME : 1:20.009		DIFFERENCE : 0.243		
LAP	SECTOR 1	SECTOR 2	LAP TIME	MPH	DIFF	TIME OF DAY
1 -		28.377	1:25.012	83.80	5.003	13:52:33.467
2 -	52.484	28.794	1:21.278	87.65	1.269	13:53:54.745
3 -	52.605	28.634	1:21.239	87.69	1.230	13:55:15.984
4 -	52.825	28.393	1:21.218	87.72	1.209	13:56:37.202
5 -	52.722	28.354	1:21.076	87.87	1.067	13:57:58.278
6 -	52.914	27.976	1:20.890	88.07	0.881	13:59:19.168
7 -	52.351	<b>27.917</b>	1:20.268 (2)	88.76	0.259	14:00:39.436
8 -	52.244	28.260	1:20.504 (3)	88.50	0.495	14:01:59.940
9 -	<b>51.849</b>	28.160	<b>1:20.009 (1)</b>	<b>89.04</b>		<b>14:03:19.949</b>
10 -	53.701	27.943	1:21.644	87.26	1.635	14:04:41.593

<b>P6 27 C</b>		<b>Richard HAYWARD</b>		Yamaha TZR250 - Hazel Motors/ Gforce		
IDEAL LAP TIME : 1:20.749		BEST LAP TIME : 1:21.256		DIFFERENCE : 0.507		
LAP	SECTOR 1	SECTOR 2	LAP TIME	MPH	DIFF	TIME OF DAY
1 -		28.743	1:26.593	82.27	5.337	13:52:35.048
2 -	52.879	28.389	1:21.268 (2)	87.66	0.012	13:53:56.316
3 -	52.811	28.633	1:21.444 (3)	87.47	0.188	13:55:17.760
4 -	<b>52.686</b>	28.570	<b>1:21.256 (1)</b>	<b>87.68</b>		<b>13:56:39.016</b>
5 -	53.188	28.401	1:21.589	87.32	0.333	13:58:00.605
6 -	53.258	28.346	1:21.604	87.30	0.348	13:59:22.209
7 -	53.329	28.124	1:21.453	87.46	0.197	14:00:43.662
8 -	52.826	29.528	1:22.354	86.51	1.098	14:02:06.016
9 -	54.218	<b>28.063</b>	1:22.281	86.58	1.025	14:03:28.297
10 -	53.480	28.930	1:22.410	86.45	1.154	14:04:50.707

<b>P7 74</b>		<b>Paul WHITBY</b>		Yamaha TZR250 - Greybridge Ltd		
IDEAL LAP TIME : 1:20.674		BEST LAP TIME : 1:21.073		DIFFERENCE : 0.399		
LAP	SECTOR 1	SECTOR 2	LAP TIME	MPH	DIFF	TIME OF DAY
1 -		28.788	1:26.466	82.39	5.393	13:52:34.921
2 -	<b>52.437</b>	28.636	<b>1:21.073 (1)</b>	<b>87.87</b>		<b>13:53:55.994</b>
3 -	52.809	28.735	1:21.544	87.37	0.471	13:55:17.538
4 -	53.408	28.672	1:22.080	86.80	1.007	13:56:39.618
5 -	53.100	28.366	1:21.466 (3)	87.45	0.393	13:58:01.084
6 -	53.487	<b>28.237</b>	1:21.724	87.17	0.651	13:59:22.808
7 -	53.312	28.437	1:21.749	87.15	0.676	14:00:44.557
8 -	52.656	28.642	1:21.298 (2)	87.63	0.225	14:02:05.855
9 -	54.079	29.079	1:23.158	85.67	2.085	14:03:29.013
10 -	53.107	29.841	1:22.948	85.89	1.875	14:04:51.961

<b>P8 88</b>		<b>Michael STANLEY</b>		Yamaha TZR250 -		
IDEAL LAP TIME : 1:20.962		BEST LAP TIME : 1:21.135		DIFFERENCE : 0.173		
LAP	SECTOR 1	SECTOR 2	LAP TIME	MPH	DIFF	TIME OF DAY
1 -		28.488	1:25.509	83.31	4.374	13:52:33.964
2 -	<b>52.704</b>	28.619	1:21.323 (2)	87.60	0.188	13:53:55.287
3 -	52.850	28.653	1:21.503	87.41	0.368	13:55:16.790
4 -	53.225	29.083	1:22.308	86.56	1.173	13:56:39.098
5 -	52.848	28.553	1:21.401 (3)	87.52	0.266	13:58:00.499
6 -	53.098	28.629	1:21.727	87.17	0.592	13:59:22.226
7 -	52.877	<b>28.258</b>	<b>1:21.135 (1)</b>	<b>87.81</b>		<b>14:00:43.361</b>
8 -	52.760	29.058	1:21.818	87.07	0.683	14:02:05.179
9 -	54.259	28.669	1:22.928	85.91	1.793	14:03:28.107
10 -	54.067	29.950	1:24.017	84.80	2.882	14:04:52.124

Weather / Track : Sunny / Dry

Donington Park National  
Circuit Length = 1.9790 miles  
Start: 13:51 Flag 14:04 End: 14:05

# BMCRG - MRO Championships 2021 - Rnd 5 @ Donington National

## DFDS Yamaha Past Masters

### RACE 13 - SECTOR ANALYSIS



SECTOR 1 = FL to I1, SECTOR 2 = I1 to FL, DIFF = Difference To Personal Best Lap, P = Crossed Finish Line in Pit Lane, D = Time Disallowed

P9 146		Michael MACE		Yamaha TZR250 - Kevin Marshall			
IDEAL LAP TIME : 1:22.274		BEST LAP TIME : 1:22.569		DIFFERENCE : 0.295			
LAP	SECTOR 1	SECTOR 2	LAP TIME	MPH	DIFF	TIME OF DAY	
1 -		29.817	1:29.237	79.83	6.668	13:52:37.692	
2 -	54.313	29.056	1:23.369	85.45	0.800	13:54:01.061	
3 -	53.503	29.286	1:22.789	86.05	0.220	13:55:23.850	
4 -	<b>53.441</b>	29.347	1:22.788	86.05	0.219	13:56:46.638	
5 -	53.901	29.065	1:22.966	85.87	0.397	13:58:09.604	
6 -	53.845	29.036	1:22.881	85.96	0.312	13:59:32.485	
7 -	53.736	<b>28.833</b>	<b>1:22.569 (1)</b>	<b>86.28</b>		<b>14:00:55.054</b>	
8 -	53.737	28.959	1:22.696 (3)	86.15	0.127	14:02:17.750	
9 -	53.519	29.172	1:22.691 (2)	86.15	0.122	14:03:40.441	
10 -	54.625	29.031	1:23.656	85.16	1.087	14:05:04.097	

P10 57		Geoff MOOK		Yamaha TZR250 -			
IDEAL LAP TIME : 1:22.077		BEST LAP TIME : 1:22.480		DIFFERENCE : 0.403			
LAP	SECTOR 1	SECTOR 2	LAP TIME	MPH	DIFF	TIME OF DAY	
1 -		29.505	1:29.182	79.88	6.702	13:52:37.637	
2 -	<b>53.398</b>	29.082	<b>1:22.480 (1)</b>	<b>86.38</b>		<b>13:54:00.117</b>	
3 -	53.727	29.142	1:22.869	85.97	0.389	13:55:22.986	
4 -	53.799	29.353	1:23.152	85.68	0.672	13:56:46.138	
5 -	54.195	29.800	1:23.995	84.82	1.515	13:58:10.133	
6 -	53.685	28.967	1:22.652 (3)	86.20	0.172	13:59:32.785	
7 -	53.836	28.744	1:22.580 (2)	86.27	0.100	14:00:55.365	
8 -	53.767	28.918	1:22.685	86.16	0.205	14:02:18.050	
9 -	54.365	28.780	1:23.145	85.68	0.665	14:03:41.195	
10 -	54.324	<b>28.679</b>	1:23.003	85.83	0.523	14:05:04.198	

P11 8 C		David BALL		Yamaha TZR250 - Gardiner Page and Roe pension consultants			
IDEAL LAP TIME : 1:23.110		BEST LAP TIME : 1:23.158		DIFFERENCE : 0.048			
LAP	SECTOR 1	SECTOR 2	LAP TIME	MPH	DIFF	TIME OF DAY	
1 -		29.393	1:29.365	79.72	6.207	13:52:37.820	
2 -	54.650	29.819	1:24.469	84.34	1.311	13:54:02.289	
3 -	54.906	29.432	1:24.338	84.47	1.180	13:55:26.627	
4 -	54.355	29.370	1:23.725 (3)	85.09	0.567	13:56:50.352	
5 -	54.751	29.565	1:24.316	84.49	1.158	13:58:14.668	
6 -	54.832	29.338	1:24.170	84.64	1.012	13:59:38.838	
7 -	54.642	29.343	1:23.985	84.83	0.827	14:01:02.823	
8 -	<b>54.007</b>	29.151	<b>1:23.158 (1)</b>	<b>85.67</b>		<b>14:02:25.981</b>	
9 -	54.366	<b>29.103</b>	1:23.469 (2)	85.35	0.311	14:03:49.450	
10 -	54.279	29.632	1:23.911	84.90	0.753	14:05:13.361	

P12 72 C		Chris THAY		Yamaha TZR250 - Scell-it uk			
IDEAL LAP TIME : 1:23.139		BEST LAP TIME : 1:23.418		DIFFERENCE : 0.279			
LAP	SECTOR 1	SECTOR 2	LAP TIME	MPH	DIFF	TIME OF DAY	
1 -		29.537	1:30.475	78.74	7.057	13:52:38.930	
2 -	54.229	29.768	1:23.997	84.82	0.579	13:54:02.927	
3 -	55.018	29.296	1:24.314	84.50	0.896	13:55:27.241	
4 -	54.529	29.580	1:24.109	84.70	0.691	13:56:51.350	
5 -	54.212	29.538	1:23.750	85.07	0.332	13:58:15.100	
6 -	54.759	29.323	1:24.082	84.73	0.664	13:59:39.182	
7 -	54.603	29.992	1:24.595	84.22	1.177	14:01:03.777	
8 -	<b>54.011</b>	29.407	<b>1:23.418 (1)</b>	<b>85.40</b>		<b>14:02:27.195</b>	
9 -	54.315	<b>29.128</b>	1:23.443 (2)	85.38	0.025	14:03:50.638	
10 -	54.275	29.292	1:23.567 (3)	85.25	0.149	14:05:14.205	

Weather / Track : Sunny / Dry

Donington Park National  
Circuit Length = 1.9790 miles  
Start: 13:51 Flag 14:04 End: 14:05

# BMCR - MRO Championships 2021 - Rnd 5 @ Donington National

## DFDS Yamaha Past Masters

### RACE 13 - SECTOR ANALYSIS



SECTOR 1 = FL to I1, SECTOR 2 = I1 to FL, DIFF = Difference To Personal Best Lap, P = Crossed Finish Line in Pit Lane, D = Time Disallowed

<b>P13 60 C</b>		<b>Daniel GOUGH</b>		Yamaha TZR250 - G Force Motorcycles		
IDEAL LAP TIME : 1:23.561		BEST LAP TIME : 1:24.010		DIFFERENCE : 0.449		
LAP	SECTOR 1	SECTOR 2	LAP TIME	MPH	DIFF	TIME OF DAY
1 -		29.661	1:29.976	79.18	5.966	13:52:38.431
2 -	54.418	29.592	<b>1:24.010 (1)</b>	<b>84.80</b>		<b>13:54:02.441</b>
3 -	54.972	29.616	1:24.588	84.22	0.578	13:55:27.029
4 -	55.131	29.869	1:25.000	83.81	0.990	13:56:52.029
5 -	54.911	29.893	1:24.804	84.01	0.794	13:58:16.833
6 -	54.797	29.419	1:24.216 (3)	84.59	0.206	13:59:41.049
7 -	54.687	29.335	1:24.022 (2)	84.79	0.012	14:01:05.071
8 -	<b>54.280</b>	30.094	1:24.374	84.44	0.364	14:02:29.445
9 -	55.588	<b>29.281</b>	1:24.869	83.94	0.859	14:03:54.314
10 -	54.951	29.293	1:24.244	84.57	0.234	14:05:18.558

<b>P14 55</b>		<b>Paul TOLAND</b>		Yamaha TZR250 - Kippers keys		
IDEAL LAP TIME : 1:23.796		BEST LAP TIME : 1:24.121		DIFFERENCE : 0.325		
LAP	SECTOR 1	SECTOR 2	LAP TIME	MPH	DIFF	TIME OF DAY
1 -		29.750	1:28.965	80.08	4.844	13:52:37.420
2 -	54.906	29.743	1:24.649	84.16	0.528	13:54:02.069
3 -	54.845	29.652	1:24.497	84.31	0.376	13:55:26.566
4 -	54.895	30.307	1:25.202	83.62	1.081	13:56:51.768
5 -	54.962	29.846	1:24.808	84.00	0.687	13:58:16.576
6 -	54.651	29.519	1:24.170 (2)	84.64	0.049	13:59:40.746
7 -	54.769	<b>29.352</b>	<b>1:24.121 (1)</b>	<b>84.69</b>		<b>14:01:04.867</b>
8 -	<b>54.444</b>	29.860	1:24.304 (3)	84.51	0.183	14:02:29.171
9 -	55.999	29.858	1:25.857	82.98	1.736	14:03:55.028
10 -	56.028	30.223	1:26.251	82.60	2.130	14:05:21.279

<b>P15 92 C</b>		<b>Andrew MOOK</b>		Yamaha TZR250 -		
IDEAL LAP TIME : 1:24.744		BEST LAP TIME : 1:25.051		DIFFERENCE : 0.307		
LAP	SECTOR 1	SECTOR 2	LAP TIME	MPH	DIFF	TIME OF DAY
1 -		29.809	1:31.105	78.20	6.054	13:52:39.560
2 -	<b>55.212</b>	30.017	1:25.229 (3)	83.59	0.178	13:54:04.789
3 -	55.611	30.155	1:25.766	83.07	0.715	13:55:30.555
4 -	55.880	29.768	1:25.648	83.18	0.597	13:56:56.203
5 -	55.397	29.861	1:25.258	83.56	0.207	13:58:21.461
6 -	56.004	29.647	1:25.651	83.18	0.600	13:59:47.112
7 -	55.525	29.643	1:25.168 (2)	83.65	0.117	14:01:12.280
8 -	55.519	<b>29.532</b>	<b>1:25.051 (1)</b>	<b>83.76</b>		<b>14:02:37.331</b>
9 -	55.780	29.654	1:25.434	83.39	0.383	14:04:02.765
10 -	55.562	30.015	1:25.577	83.25	0.526	14:05:28.342

<b>P16 70</b>		<b>Andrew BURSCOUGH</b>		Yamaha YPVS 350 - Apollo/Merlin/Abbey/Martitanium		
IDEAL LAP TIME : 1:24.751		BEST LAP TIME : 1:24.751		DIFFERENCE : 0.000		
LAP	SECTOR 1	SECTOR 2	LAP TIME	MPH	DIFF	TIME OF DAY
1 -		30.015	1:33.288	76.37	8.537	13:52:41.743
2 -	55.660	29.895	1:25.555	83.27	0.804	13:54:07.298
3 -	55.561	30.079	1:25.640	83.19	0.889	13:55:32.938
4 -	55.939	29.857	1:25.796	83.04	1.045	13:56:58.734
5 -	55.277	30.137	1:25.414	83.41	0.663	13:58:24.148
6 -	55.368	29.859	1:25.227 (3)	83.59	0.476	13:59:49.375
7 -	55.666	29.649	1:25.315	83.50	0.564	14:01:14.690
8 -	55.381	29.551	1:24.932 (2)	83.88	0.181	14:02:39.622
9 -	<b>55.261</b>	<b>29.490</b>	<b>1:24.751 (1)</b>	<b>84.06</b>		<b>14:04:04.373</b>
10 -	55.394	30.030	1:25.424	83.40	0.673	14:05:29.797

Weather / Track : Sunny / Dry

Donington Park National  
Circuit Length = 1.9790 miles  
Start: 13:51 Flag 14:04 End: 14:05

# BMCRC - MRO Championships 2021 - Rnd 5 @ Donington National

## DFDS Yamaha Past Masters

### RACE 13 - SECTOR ANALYSIS



SECTOR 1 = FL to I1, SECTOR 2 = I1 to FL, DIFF = Difference To Personal Best Lap, P = Crossed Finish Line in Pit Lane, D = Time Disallowed

<b>P17 4</b>		<b>Denis HALIL</b>		Yamaha TZR250 - D & A AUTOS		
IDEAL LAP TIME : 1:24.711		BEST LAP TIME : 1:25.050		DIFFERENCE : 0.339		
LAP	SECTOR 1	SECTOR 2	LAP TIME	MPH	DIFF	TIME OF DAY
1 -		30.437	1:34.315	75.54	9.265	13:52:42.770
2 -	<b>55.092</b>	29.974	1:25.066 (2)	83.75	0.016	13:54:07.836
3 -	55.431	<b>29.619</b>	<b>1:25.050 (1)</b>	<b>83.77</b>		<b>13:55:32.886</b>
4 -	55.686	29.889	1:25.575 (3)	83.25	0.525	13:56:58.461
5 -	55.320	30.361	1:25.681	83.15	0.631	13:58:24.142
6 -	57.561	30.014	1:27.575	81.35	2.525	13:59:51.717
7 -	56.309	29.866	1:26.175	82.67	1.125	14:01:17.892
8 -	56.584	30.497	1:27.081	81.81	2.031	14:02:44.973
9 -	57.487	30.393	1:27.880	81.07	2.830	14:04:12.853
10 -	56.696	30.325	1:27.021	81.87	1.971	14:05:39.874

<b>P18 46 C</b>		<b>Kevin MARSHALL</b>		Yamaha TZR250 - Stacey Processing		
IDEAL LAP TIME : 1:27.399		BEST LAP TIME : 1:27.639		DIFFERENCE : 0.240		
LAP	SECTOR 1	SECTOR 2	LAP TIME	MPH	DIFF	TIME OF DAY
1 -		31.752	1:35.954	74.25	8.315	13:52:44.409
2 -	<b>56.923</b>	30.716	<b>1:27.639 (1)</b>	<b>81.29</b>		<b>13:54:12.048</b>
3 -	57.311	30.903	1:28.214	80.76	0.575	13:55:40.262
4 -	57.839	31.068	1:28.907	80.13	1.268	13:57:09.169
5 -	57.310	31.266	1:28.576	80.43	0.937	13:58:37.745
6 -	57.234	30.949	1:28.183	80.79	0.544	14:00:05.928
7 -	57.525	<b>30.476</b>	1:28.001 (2)	80.96	0.362	14:01:33.929
8 -	57.469	30.719	1:28.188	80.78	0.549	14:03:02.117
9 -	57.534	30.607	1:28.141 (3)	80.83	0.502	14:04:30.258

<b>P19 199</b>		<b>Michael FROST</b>		Yamaha TZR250 -		
IDEAL LAP TIME : 1:28.018		BEST LAP TIME : 1:28.018		DIFFERENCE : 0.000		
LAP	SECTOR 1	SECTOR 2	LAP TIME	MPH	DIFF	TIME OF DAY
1 -		31.228	1:36.672	73.69	8.654	13:52:45.127
2 -	58.719	32.209	1:30.928	78.35	2.910	13:54:16.055
3 -	58.648	31.245	1:29.893	79.25	1.875	13:55:45.948
4 -	58.126	30.755	1:28.881	80.15	0.863	13:57:14.829
5 -	57.759	30.684	1:28.443 (3)	80.55	0.425	13:58:43.272
6 -	58.003	30.722	1:28.725	80.30	0.707	14:00:11.997
7 -	57.721	30.574	1:28.295 (2)	80.69	0.277	14:01:40.292
8 -	57.801	30.694	1:28.495	80.50	0.477	14:03:08.787
9 -	<b>57.481</b>	<b>30.537</b>	<b>1:28.018 (1)</b>	<b>80.94</b>		<b>14:04:36.805</b>

<b>P20 73 R</b>		<b>Colvin TURNER</b>		Yamaha TZR250 -		
IDEAL LAP TIME : 1:27.684		BEST LAP TIME : 1:27.684		DIFFERENCE : 0.000		
LAP	SECTOR 1	SECTOR 2	LAP TIME	MPH	DIFF	TIME OF DAY
1 -		32.392	1:36.946	73.49	9.262	13:52:45.401
2 -	58.885	32.106	1:30.991	78.30	3.307	13:54:16.392
3 -	58.881	32.040	1:30.921	78.36	3.237	13:55:47.313
4 -	<b>57.409</b>	<b>30.275</b>	<b>1:27.684 (1)</b>	<b>81.25</b>		<b>13:57:14.997</b>
5 -	58.353	30.717	1:29.070 (3)	79.98	1.386	13:58:44.067
6 -	57.999	30.669	1:28.668 (2)	80.35	0.984	14:00:12.735
7 -	58.170	30.926	1:29.096	79.96	1.412	14:01:41.831
8 -	58.149	31.298	1:29.447	79.65	1.763	14:03:11.278
9 -	58.620	31.099	1:29.719	79.41	2.035	14:04:40.997

Weather / Track : Sunny / Dry

Donington Park National  
Circuit Length = 1.9790 miles  
Start: 13:51 Flag 14:04 End: 14:05

# BMCR - MRO Championships 2021 - Rnd 5 @ Donington National

## DFDS Yamaha Past Masters

### RACE 13 - SECTOR ANALYSIS



SECTOR 1 = FL to I1, SECTOR 2 = I1 to FL, DIFF = Difference To Personal Best Lap, P = Crossed Finish Line in Pit Lane, D = Time Disallowed

<b>P21 69 C</b>		<b>Mark ELLERAY</b>		Yamaha TZR250 - Abbot Solutions Ltd			
IDEAL LAP TIME : 1:28.605		BEST LAP TIME : 1:28.894		DIFFERENCE : 0.289			
LAP	SECTOR 1	SECTOR 2	LAP TIME	MPH	DIFF	TIME OF DAY	
1 -		31.307	1:39.272	71.76	10.378	13:52:47.727	
2 -	59.219	31.701	1:30.920	78.36	2.026	13:54:18.647	
3 -	59.073	31.249	1:30.322	78.88	1.428	13:55:48.969	
4 -	58.286	31.684	1:29.970	79.18	1.076	13:57:18.939	
5 -	57.578	31.488	1:29.066 (2)	79.99	0.172	13:58:48.005	
6 -	58.197	<b>31.111</b>	1:29.308	79.77	0.414	14:00:17.313	
7 -	57.621	31.673	1:29.294 (3)	79.78	0.400	14:01:46.607	
8 -	<b>57.494</b>	31.400	<b>1:28.894 (1)</b>	<b>80.14</b>		<b>14:03:15.501</b>	
9 -	58.355	32.014	1:30.369	78.83	1.475	14:04:45.870	

<b>P22 67 C</b>		<b>Mark BAILEY</b>		Yamaha TZR250 -			
IDEAL LAP TIME : 1:28.313		BEST LAP TIME : 1:28.574		DIFFERENCE : 0.261			
LAP	SECTOR 1	SECTOR 2	LAP TIME	MPH	DIFF	TIME OF DAY	
1 -		33.262	1:36.843	73.56	8.269	13:52:45.298	
2 -	58.368	32.390	1:30.758	78.50	2.184	13:54:16.056	
3 -	59.028	32.103	1:31.131	78.18	2.557	13:55:47.187	
4 -	59.328	31.214	1:30.542	78.68	1.968	13:57:17.729	
5 -	58.452	31.696	1:30.148	79.03	1.574	13:58:47.877	
6 -	58.046	<b>30.528</b>	<b>1:28.574 (1)</b>	<b>80.43</b>		<b>14:00:16.451</b>	
7 -	58.277	30.909	1:29.186 (2)	79.88	0.612	14:01:45.637	
8 -	<b>57.785</b>	31.817	1:29.602 (3)	79.51	1.028	14:03:15.239	
9 -	58.817	31.901	1:30.718	78.53	2.144	14:04:45.957	

<b>P23 42 C</b>		<b>Martin PEARSON</b>		Yamaha TZR250 - Viking Inspection			
IDEAL LAP TIME : 1:29.453		BEST LAP TIME : 1:29.629		DIFFERENCE : 0.176			
LAP	SECTOR 1	SECTOR 2	LAP TIME	MPH	DIFF	TIME OF DAY	
1 -		31.927	1:38.420	72.38	8.791	13:52:46.875	
2 -	59.258	32.185	1:31.443	77.91	1.814	13:54:18.318	
3 -	58.717	31.769	1:30.486	78.73	0.857	13:55:48.804	
4 -	58.118	31.802	1:29.920	79.23	0.291	13:57:18.724	
5 -	58.352	31.521	1:29.873	79.27	0.244	13:58:48.597	
6 -	58.365	31.383	1:29.748 (3)	79.38	0.119	14:00:18.345	
7 -	<b>58.093</b>	31.549	1:29.642 (2)	79.47	0.013	14:01:47.987	
8 -	58.269	<b>31.360</b>	<b>1:29.629 (1)</b>	<b>79.49</b>		<b>14:03:17.616</b>	
9 -	58.930	32.101	1:31.031	78.26	1.402	14:04:48.647	

<b>P24 17 R</b>		<b>Dan MILES</b>		Yamaha TZR 250 -			
IDEAL LAP TIME : 1:29.546		BEST LAP TIME : 1:29.809		DIFFERENCE : 0.263			
LAP	SECTOR 1	SECTOR 2	LAP TIME	MPH	DIFF	TIME OF DAY	
1 -		31.957	1:38.666	72.20	8.857	13:52:47.121	
2 -	58.627	31.756	1:30.383 (3)	78.82	0.574	13:54:17.504	
3 -	<b>58.199</b>	31.864	1:30.063 (2)	79.10	0.254	13:55:47.567	
4 -	58.432	31.377	<b>1:29.809 (1)</b>	<b>79.33</b>		<b>13:57:17.376</b>	
5 -	58.469	33.045	1:31.514	77.85	1.705	13:58:48.890	
6 -	59.041	<b>31.347</b>	1:30.388	78.82	0.579	14:00:19.278	
7 -	59.789	31.819	1:31.608	77.77	1.799	14:01:50.886	
8 -	59.600	31.698	1:31.298	78.03	1.489	14:03:22.184	
9 -	59.837	31.647	1:31.484	77.87	1.675	14:04:53.668	

Weather / Track : Sunny / Dry

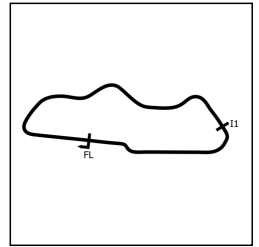
Donington Park National  
Circuit Length = 1.9790 miles  
Start: 13:51 Flag 14:04 End: 14:05



# BMCRRC - MRO Championships 2021 - Rnd 5 @ Donington National

## DFDS Yamaha Past Masters

### RACE 13 - SECTOR ANALYSIS



SECTOR 1 = FL to I1, SECTOR 2 = I1 to FL, DIFF = Difference To Personal Best Lap, P = Crossed Finish Line in Pit Lane, D = Time Disallowed

P25 100 R		Danny FLYNN		Yamaha TZR250 - www.ypmrc.co.uk		
IDEAL LAP TIME : 1:29.660		BEST LAP TIME : 1:29.682		DIFFERENCE : 0.022		
LAP	SECTOR 1	SECTOR 2	LAP TIME	MPH	DIFF	TIME OF DAY
1 -		32.755	1:40.317	71.02	10.635	13:52:48.772
2 -	59.832	31.686	1:31.518	77.84	1.836	13:54:20.290
3 -	59.193	31.635	1:30.828	78.44	1.146	13:55:51.118
4 -	<b>58.663</b>	31.264	1:29.927 (3)	79.22	0.245	13:57:21.045
5 -	58.665	31.235	1:29.900 (2)	79.25	0.218	13:58:50.945
6 -	59.180	31.318	1:30.498	78.72	0.816	14:00:21.443
7 -	58.685	<b>30.997</b>	<b>1:29.682 (1)</b>	<b>79.44</b>		<b>14:01:51.125</b>
8 -	59.620	31.522	1:31.142	78.17	1.460	14:03:22.267
9 -	1:00.110	31.645	1:31.755	77.64	2.073	14:04:54.022

P26 65 C		Nigel TERRY		Yamaha TZR250 - NTrap Garage Doors		
IDEAL LAP TIME : 1:30.650		BEST LAP TIME : 1:30.869		DIFFERENCE : 0.219		
LAP	SECTOR 1	SECTOR 2	LAP TIME	MPH	DIFF	TIME OF DAY
1 -		32.024	1:38.890	72.04	8.021	13:52:47.345
2 -	59.297	31.757	1:31.054 (2)	78.24	0.185	13:54:18.399
3 -	1:00.024	31.512	1:31.536	77.83	0.667	13:55:49.935
4 -	<b>59.187</b>	31.682	<b>1:30.869 (1)</b>	<b>78.40</b>		<b>13:57:20.804</b>
5 -	59.974	<b>31.463</b>	1:31.437 (3)	77.91	0.568	13:58:52.241
6 -	1:00.392	32.507	1:32.899	76.69	2.030	14:00:25.140
7 -	1:02.593	32.610	1:35.203	74.83	4.334	14:02:00.343
8 -	1:01.718	32.671	1:34.389	75.48	3.520	14:03:34.732
9 -	1:02.519	32.733	1:35.252	74.79	4.383	14:05:09.984

P27 99 C		Paul FIRTH		Yamaha TZR250 - Joanne Porter		
IDEAL LAP TIME : 1:30.537		BEST LAP TIME : 1:30.867		DIFFERENCE : 0.330		
LAP	SECTOR 1	SECTOR 2	LAP TIME	MPH	DIFF	TIME OF DAY
1 -		32.859	1:41.381	70.27	10.514	13:52:49.836
2 -	1:00.622	32.301	1:32.923	76.67	2.056	13:54:22.759
3 -	1:01.381	32.905	1:34.286	75.56	3.419	13:55:57.045
4 -	1:01.604	32.859	1:34.463	75.42	3.596	13:57:31.508
5 -	1:00.568	32.210	1:32.778	76.79	1.911	13:59:04.286
6 -	59.753	<b>31.526</b>	1:31.279 (2)	78.05	0.412	14:00:35.565
7 -	1:00.118	32.613	1:32.731	76.83	1.864	14:02:08.296
8 -	59.805	32.265	1:32.070 (3)	77.38	1.203	14:03:40.366
9 -	<b>59.011</b>	31.856	<b>1:30.867 (1)</b>	<b>78.40</b>		<b>14:05:11.233</b>

P28 33 C		Kieran LEWIS		Yamaha TZR250 - Controls For Doors Ltd/ G Force Motorcycles		
IDEAL LAP TIME :		BEST LAP TIME :		DIFFERENCE :		
LAP	SECTOR 1	SECTOR 2	LAP TIME	MPH	DIFF	TIME OF DAY
1 -		<b>IN PIT</b>	2:08.871	<b>P</b> 55.28		13:53:17.326

# BMCRC - MRO Championships 2021 - Rnd 5 @ Donington National

## DFDS Yamaha Past Masters

### RACE 13 - BEST SECTORS

SECTOR 1			SECTOR 2			IDEAL / BEST COMPARISON						
POS	NO	NAME	TIME	NO	NAME	TIME	POS	NO	NAME	IDEAL	BEST	DIFF
									<b>PERFECT LAP</b>	<b>1:18.361</b>		
1	24	CARSON	50.917	24	CARSON	27.444	1	24	CARSON	1:18.361	1:18.519	0.158
2	13	EDMONDSON	50.967	19	BRANTON	27.520	2	19	BRANTON	1:18.627	1:18.712	0.085
3	19	BRANTON	51.107	13	EDMONDSON	27.736	3	13	EDMONDSON	1:18.703	1:18.969	0.266
4	30	COOPER	51.738	30	COOPER	27.899	4	30	COOPER	1:19.637	1:20.047	0.410
5	15	PERKINS	51.849	15	PERKINS	27.917	5	15	PERKINS	1:19.766	1:20.009	0.243
6	74	WHITBY	52.437	27	HAYWARD	28.063	6	74	WHITBY	1:20.674	1:21.073	0.399
7	27	HAYWARD	52.686	74	WHITBY	28.237	7	27	HAYWARD	1:20.749	1:21.256	0.507
8	88	STANLEY	52.704	88	STANLEY	28.258	8	88	STANLEY	1:20.962	1:21.135	0.173
9	57	MOOK	53.398	57	MOOK	28.679	9	57	MOOK	1:22.077	1:22.480	0.403
10	146	MACE	53.441	146	MACE	28.833	10	146	MACE	1:22.274	1:22.569	0.295
11	8	BALL	54.007	8	BALL	29.103	11	8	BALL	1:23.110	1:23.158	0.048
12	72	THAY	54.011	72	THAY	29.128	12	72	THAY	1:23.139	1:23.418	0.279
13	60	GOUGH	54.280	60	GOUGH	29.281	13	60	GOUGH	1:23.561	1:24.010	0.449
14	55	TOLAND	54.444	55	TOLAND	29.352	14	55	TOLAND	1:23.796	1:24.121	0.325
15	4	HALIL	55.092	70	BURSCOUGH	29.490	15	4	HALIL	1:24.711	1:25.050	0.339
16	92	MOOK	55.212	92	MOOK	29.532	16	92	MOOK	1:24.744	1:25.051	0.307
17	70	BURSCOUGH	55.261	4	HALIL	29.619	17	70	BURSCOUGH	1:24.751	1:24.751	0.000
18	46	MARSHALL	56.923	73	TURNER	30.275	18	46	MARSHALL	1:27.399	1:27.639	0.240
19	73	TURNER	57.409	46	MARSHALL	30.476	19	73	TURNER	1:27.684	1:27.684	0.000
20	199	FROST	57.481	67	BAILEY	30.528	20	199	FROST	1:28.018	1:28.018	0.000
21	69	ELLERAY	57.494	199	FROST	30.537	21	67	BAILEY	1:28.313	1:28.574	0.261
22	67	BAILEY	57.785	100	FLYNN	30.997	22	69	ELLERAY	1:28.605	1:28.894	0.289
23	42	PEARSON	58.093	69	ELLERAY	31.111	23	42	PEARSON	1:29.453	1:29.629	0.176
24	17	MILES	58.199	17	MILES	31.347	24	17	MILES	1:29.546	1:29.809	0.263
25	100	FLYNN	58.663	42	PEARSON	31.360	25	100	FLYNN	1:29.660	1:29.682	0.022
26	99	FIRTH	59.011	65	TERRY	31.463	26	99	FIRTH	1:30.537	1:30.867	0.330
27	65	TERRY	59.187	99	FIRTH	31.526	27	65	TERRY	1:30.650	1:30.869	0.219
28							28	33	LEWIS			

Weather / Track : Sunny / Dry

Results can be found at [www.tsl-timing.com](http://www.tsl-timing.com)

Donington Park National  
 Circuit Length = 1.9790 miles  
 Start: 13:51 Flag 14:04 End: 14:05

Printed - 14:06 Sunday, 05 September 2021

# BMCRC - MRO Championships 2021 - Rnd 5 @ Donington National

## DFDS Yamaha Past Masters

### RACE 13 - STATISTICS

**Competitors Started** 28  
**Planned Start** 2021-09-05 @ 14:20:00.000  
**Actual Start** 2021-09-05 @ 13:51:08.454  
**Finish Time** 2021-09-05 @ 14:04:24.684  
**Track Length** 1.9790mi.  
**Total Laps** 261  
**Total Distance Covered** 516.5365mi.

#### Session Fastest Lap History

NO	CL	NAME	LAP TIME	TIME OF DAY	LAP	VEHICLE
19		Peter BRANTON	1:19.314	13:53:50.271	2	Yamaha TZR250
13		Doug EDMONDSON	1:19.215	13:53:51.186	2	Yamaha TZR250
19		Peter BRANTON	1:18.805	13:55:09.074	3	Yamaha TZR250
19		Peter BRANTON	1:18.712	13:56:27.789	4	Yamaha TZR250
24		Scott CARSON	1:18.519	13:57:47.611	5	Yamaha TZR250

#### Session Leader History

NO	CL	NAME	FROM LAP	LAPS LED	DISTANCE	VEHICLE
19		Peter BRANTON	1	5	9.85 miles	Yamaha TZR250
24		Scott CARSON	6	1	1.97 miles	Yamaha TZR250
19		Peter BRANTON	7	4	7.91 miles	Yamaha TZR250

#### Flag History

TYPE	TIME OF DAY
GREEN	13:51:08.454
FINISH	14:04:24.684

#### Flag Statistics

TYPE	COUNT	TOTAL LAPS	TOTAL TIME
Green	1	10	14:33.384
Red	0	0	0.000
Safety Car	0	0	0.000
FCY	0	0	0.000

# BMCRC - MRO Championships 2021 - Rnd 5 @ Donington National

## DFDS Yamaha Past Masters

### RACE 13 - STATISTICS

CLASS :

13 Starters

#### Fastest Lap History

NO	NAME	LAP TIME	TIME OF DAY	LAP	VEHICLE
19	Peter BRANTON	1:19.314	13:53:50.271	2	Yamaha TZR250
13	Doug EDMONDSON	1:19.215	13:53:51.186	2	Yamaha TZR250
19	Peter BRANTON	1:18.805	13:55:09.074	3	Yamaha TZR250
19	Peter BRANTON	1:18.712	13:56:27.789	4	Yamaha TZR250
24	Scott CARSON	1:18.519	13:57:47.611	5	Yamaha TZR250

#### Leader History

NO	NAME	FROM LAP	LAPS LED	DISTANCE	VEHICLE
19	Peter BRANTON	1	5	9.85 miles	Yamaha TZR250
24	Scott CARSON	6	1	1.97 miles	Yamaha TZR250
19	Peter BRANTON	7	4	7.91 miles	Yamaha TZR250

Weather / Track : Sunny / Dry

Results can be found at [www.tsl-timing.com](http://www.tsl-timing.com)

Page 2 of 4

Donington Park National  
Circuit Length = 1.9790 miles  
Start: 13:51 Flag 14:04 End: 14:05

Printed - 14:06 Sunday, 05 September 2021

# BMCRC - MRO Championships 2021 - Rnd 5 @ Donington National

## DFDS Yamaha Past Masters

### RACE 13 - STATISTICS

**CLASS : C**

12 Starters

#### Fastest Lap History

NO	NAME	LAP TIME	TIME OF DAY	LAP	VEHICLE
27	Richard HAYWARD	1:21.268	13:53:56.318	2	Yamaha TZR250
27	Richard HAYWARD	1:21.256	13:56:39.019	4	Yamaha TZR250

#### Leader History

NO	NAME	FROM LAP	LAPS LED	DISTANCE	VEHICLE
27	Richard HAYWARD	1	10	19.75 miles	Yamaha TZR250

# BMCRC - MRO Championships 2021 - Rnd 5 @ Donington National

## DFDS Yamaha Past Masters

### RACE 13 - STATISTICS

**CLASS : R**

**3 Starters**

#### Fastest Lap History

NO	NAME	LAP TIME	TIME OF DAY	LAP	VEHICLE
73	Colvin TURNER	<b>1:30.991</b>	13:54:16.420	2	Yamaha TZR250
17	Dan MILES	<b>1:30.383</b>	13:54:17.507	2	Yamaha TZR 250
17	Dan MILES	<b>1:30.063</b>	13:55:47.570	3	Yamaha TZR 250
73	Colvin TURNER	<b>1:27.684</b>	13:57:15.024	4	Yamaha TZR250

#### Leader History

NO	NAME	FROM LAP	LAPS LED	DISTANCE	VEHICLE
73	Colvin TURNER	1	9	17.77 miles	Yamaha TZR250